


INDEX

	Section	Pages
Drive Shafts	3.1	1-22



WESTERN STAR TRUCKS®
The Preferred Choice™

TABLE OF CONTENTS

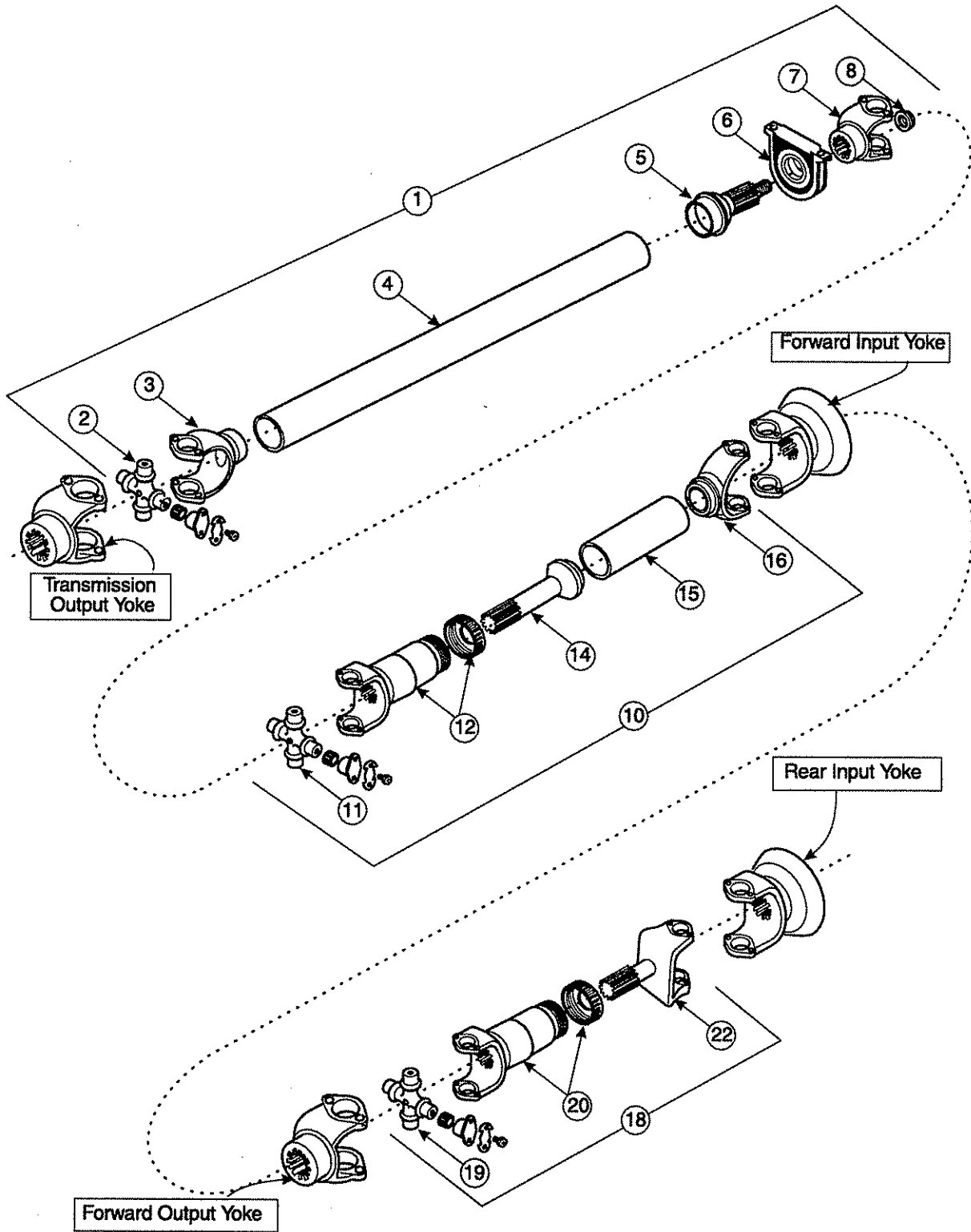
	Page
Carrier Bearing Style Drive Shafts	2-9
Straight Drive Shafts	10-15
Short Coupled and Inter Axle Shafts	16-21

NOTE:

The complete part number for drive shafts for each individual truck is shown on the truck build record. The part number uses the length of the shaft for the last three digits in the number. For example a drive shaft with the part number 30147-64.5 is 64.5" long. To simplify the following lists the length has been omitted from the part number and replaced with the symbols ##.#. To determine the exact length you must look it up by truck serial number under the master references 1228 and 1238.

Note: This publication is a generic parts book. Components may vary with different applications. For applications other than listed below see the appropriate Bill of Material by truck serial number and use this publication as a guide only.

Specific BOMs listed: 1228-ALL, 1238-ALL



CARRIER BEARING STYLE DRIVE SHAFTS

Series 1710- Part Number 30145-##.#

Item	Description	Part Number	Qty
1	Center Bearing Drive Shaft	30145-##.#	1
2	- Journal and Bearing Kit	02-7074362	2
3	- Yoke, Tube	546655	1
4	- Tube (See note to determine length)	32-30-52-##.##	1
5	- MidShip Stub Shaft	546653	1
6	- Centre Bearing	30118-4400	1
7	- End Yoke	515694	1
8	- Nut	30129-4401	1

Note: To determine the tube length use the following formula:

The last three digits of the shaft assembly number are the shaft length. The first two digits of the length are the number of inches. The last digit of the length is tenths of an inch. For example .2 = .25", .5 = .5" .7 = .75". **Subtract 10.25"** from the shaft length.

Example:

30145-40.5 is the part number of the drive shaft from the truck build record.

Therefore the shaft length is 40.5"

$40.5 - 10.25 = 30.25$

Therefore the part number for the Tube required is 32-30-52-**30.25**

Series 1710 - Part Number 30145-3401-##.#

Item	Description	Part Number	Qty
1	Center Bearing Drive Shaft	30145-3401-##.#	1
2	- Journal and Bearing Kit	02-7074362	2
3	- Yoke, Tube	546655	1
4	- Tube (See note to determine length)	32-30-52-##.##	1
5	- MidShip Stub Shaft	30013-4402	1
6	- Centre Bearing	30118-4400	1
7	- End Yoke	30006-4422	1
8	- Nut	30129-4401	1

Note: To determine the tube length use the following formula:

The last three digits of the shaft assembly number are the shaft length. The first two digits of the length are the number of inches. The last digit of the length is tenths of an inch. For example .2 = .25", .5 = .5" .7 = .75". **Subtract 10.25"** from the shaft length.

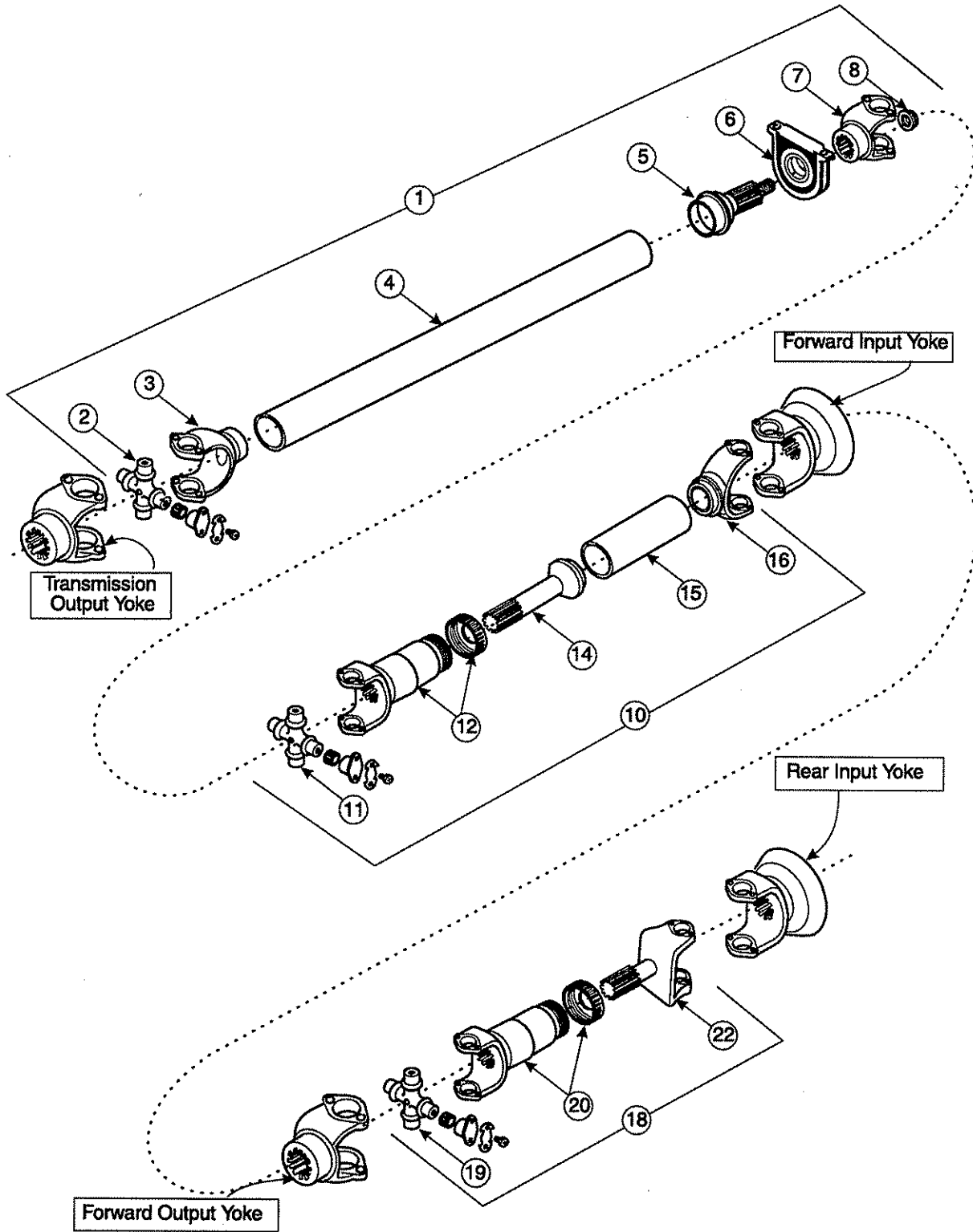
Example:

30145-3401-40.5 is the part number of the drive shaft from the truck build record.

Therefore the shaft length is 40.5"

$40.5 - 10.25 = 30.25$

Therefore the part number for the Tube required is 32-30-52-**30.25**



CARRIER BEARING STYLE DRIVE SHAFTS (Continued)**Series 1710 HD - Part Number 30146-##.#**

Item	Description	Part Number	Qty
1	Center Bearing Drive Shaft	30146-##.#	1
2	- Journal and Bearing Kit	02-7074362	2
3	- Yoke, Tube	546655	1
4	- Tube (See note to determine length)	32-30-72-##.##	1
5	- MidShip Stub Shaft	30013-0002	1
6	- Centre Bearing	991790A	1
7	- End Yoke	30006-4421	1
8	- Nut	30129-4401	1

Note: To determine the tube length use the following formula:

The last three digits of the shaft assembly number are the shaft length. The first two digits of the length are the number of inches. The last digit of the length is tenths of an inch. For example .2=.25", .5 = .5" .7=.75". **Subtract 10.25"** from the shaft length.

Example:

30146-40.5 is the part number of the drive shaft from the truck build record.

Therefore the shaft length is 40.5"

$$40.5 - 10.25 = 30.25$$

Therefore the part number for the Tube required is 32-30-72-30.25

Series 1710 - Part Number 30146-3401-##.#

Item	Description	Part Number	Qty
1	Center Bearing Drive Shaft	30146-3401-##.#	1
2	- Journal and Bearing Kit	02-7074362	2
3	- Yoke, Tube	546655	1
4	- Tube (See note to determine length)	32-30-72-##.##	1
5	- MidShip Stub Shaft	30013-4402	1
6	- Centre Bearing	991790A	1
7	- End Yoke	30006-4422	1
8	- Nut	30129-4401	1

Note: To determine the tube length use the following formula:

The last three digits of the shaft assembly number are the shaft length. The first two digits of the length are the number of inches. The last digit of the length is tenths of an inch. For example .2=.25", .5 = .5" .7=.75". **Subtract 10.25"** from the shaft length.

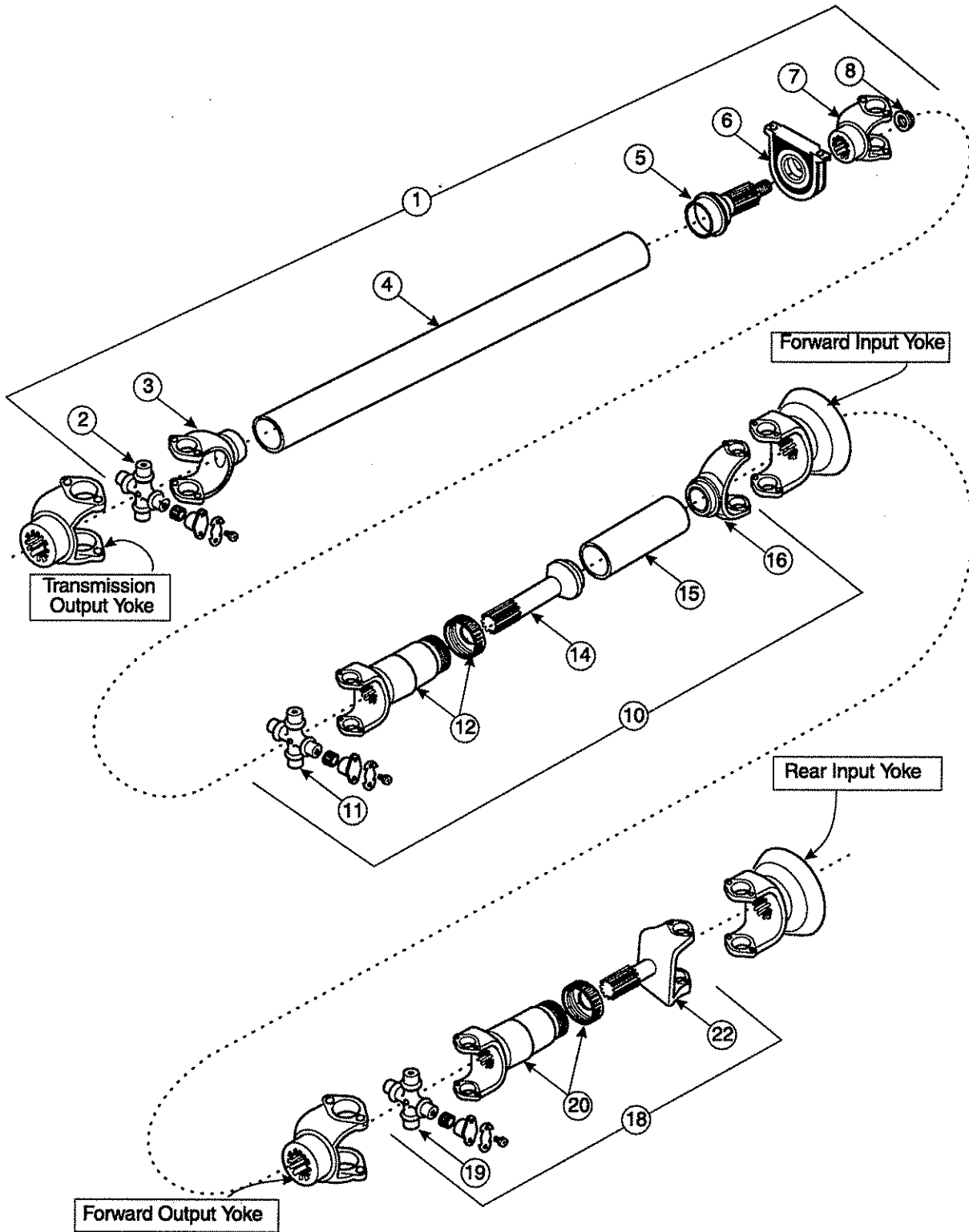
Example:

30146-3401-40.5 is the part number of the drive shaft from the truck build record.

Therefore the shaft length is 40.5"

$$40.5 - 10.25 = 30.25$$

Therefore the part number for the Tube required is 32-30-72-30.25



CARRIER BEARING STYLE DRIVE SHAFTS (Continued)

Series 1760 - Part Number 30127-##.#

Item	Description	Part Number	Qty
1	Center Bearing Drive Shaft	30127-##.#	1
2	- Journal and Bearing Kit	30090-5002	2
3	- Yoke, Tube	30006-0094	1
4	- Tube (See note to determine length)	32-30-102-##.##	1
5	- MidShip Stub Shaft	30013-0002	1
6	- Centre Bearing	991790A	1
7	- End Yoke	30006-4410	1
8	- Nut	30129-4401	1

Note: To determine the tube length use the following formula:

The last three digits of the shaft assembly number are the shaft length. The first two digits of the length are the number of inches. The last digit of the length is tenths of an inch. For example .2= .25", .5 = .5" .7=.75". **Subtract 11.25"** from the shaft length.

Example:

30127-34.5 is the part number of the drive shaft from the truck build record.

Therefore the shaft length is 34.5"

$34.5 - 11.25 = 23.25$

Therefore the part number for the Tube required is 32-30-102-**23.25**

Series 1760 HD - Part Number 30150-3401-##.#

Item	Description	Part Number	Qty
1	Center Bearing Drive Shaft	30150-3401-##.#	1
2	- Journal and Bearing Kit	30090-5002	2
3	- Yoke, Tube	30006-0094	1
4	- Tube (See note to determine length)	32-30-72-##.##	1
5	- MidShip Stub Shaft	30014-4404	1
6	- Centre Bearing	991790A	1
7	- End Yoke	30006-4410	1
8	- Nut	30129-4401	1

Note: To determine the tube length use the following formula:

The last three digits of the shaft assembly number are the shaft length. The first two digits of the length are the number of inches. The last digit of the length is tenths of an inch. For example .2= .25", .5 = .5" .7=.75" **Subtract 11.25"** from the shaft length.

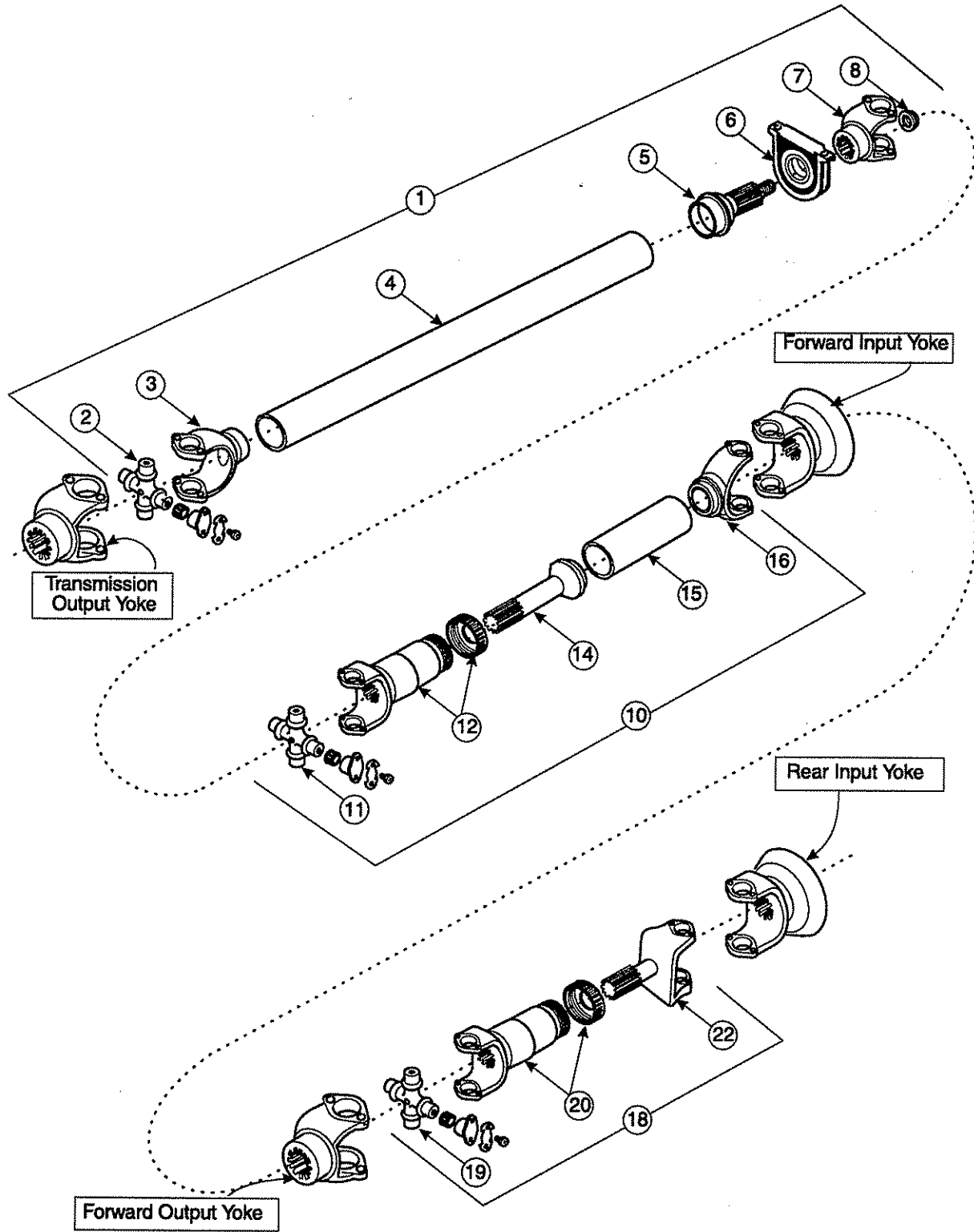
Example:

30150-3401-34.5 is the part number of the drive shaft from the truck build record.

Therefore the shaft length is 34.5"

$34.5 - 11.25 = 23.25$

Therefore the part number for the Tube required is 32-30-72-**23.25**



CARRIER BEARING STYLE DRIVE SHAFTS (Continued)**Series 1810 - Part Number 30147-##.#**

Item	Description	Part Number	Qty
1	Center Bearing Drive Shaft	30147-##.#	1
2	- Journal and Bearing Kit	02-7074363	2
3	- Yoke, Tube	02-7010258	1
4	- Tube (See note to determine length)	32-30-62-##.##	1
5	- MidShip Stub Shaft	02-7010585	1
6	- Centre Bearing	991790A	1
7	- End Yoke	02-7011627	1
8	- Nut	30129-4401	1

Note: To determine the tube length use the following formula:

The last three digits of the shaft assembly number are the shaft length. The first two digits of the length are the number of inches. The last digit of the length is tenths of an inch. For example .2 = .25", .5 = .5" .7 = .75" Subtract 11.6" from the shaft length.

Example:

30147-36.0 is the part number of the drive shaft from the truck build record.

Therefore the shaft length is 36"

$$36 - 11.6 = 24.4$$

Therefore the part number for the Tube required is 32-30-62-24.4

Series 1810 HD - Part Number 30148-##.#

Item	Description	Part Number	Qty
1	Center Bearing Drive Shaft	30148-##.#	1
2	- Journal and Bearing Kit	02-7074363	2
3	- Yoke, Tube	30006-0021	1
4	- Tube (See note to determine length)	32-30-22-##.##	1
5	- MidShip Stub Shaft	30014-4401	1
6	- Centre Bearing	991790A	1
7	- End Yoke	02-7011627	1
8	- Nut	30129-4401	1

Note: To determine the tube length use the following formula:

The last three digits of the shaft assembly number are the shaft length. The first two digits of the length are the number of inches. The last digit of the length is tenths of an inch. For example .2 = .25", .5 = .5" .7 = .75" Subtract 11.75" from the shaft length.

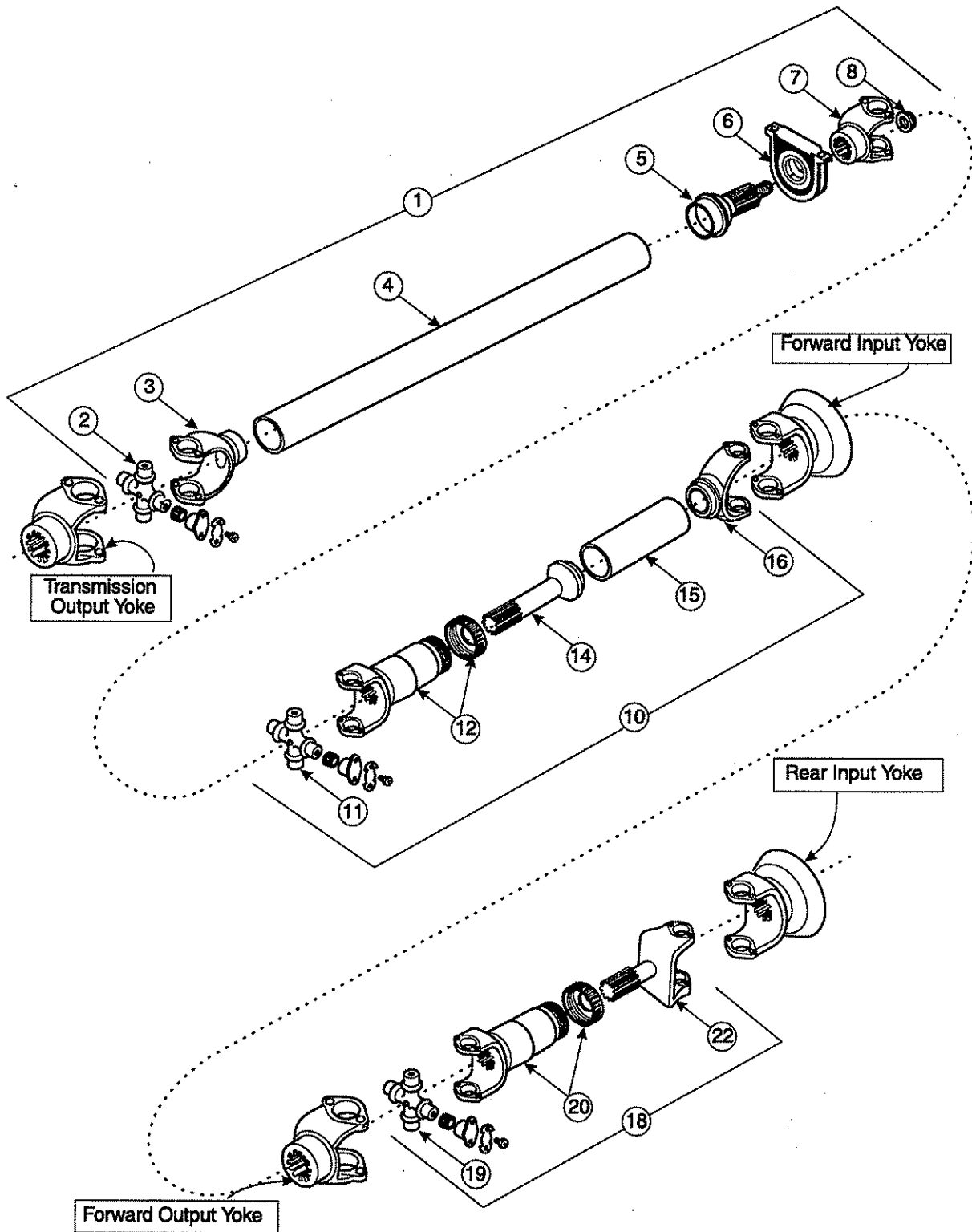
Example:

30148-34.5 is the part number of the drive shaft from the truck build record.

Therefore the shaft length is 36"

$$34.5 - 11.75 = 22.75$$

Therefore the part number for the Tube required is 32-30-22-22.75



STRAIGHT DRIVE SHAFTS

Series 1710 - Part Number 30045-###

Item	Description	Part Number	Qty
10	Drive Shaft	30045-###	1
11	- Journal and Bearing Kit	02-7074362	2
12	- Slip Yoke	02-7011844	1
14	- Slip Tube Shaft	02-7100844	1
15	- Tube 4" dia x .134 wall	32-30-52-###	1
16	- Tube Yoke	546655	1

Note: To determine the tube length use the following formula:

The last three digits of the shaft assembly number are the shaft length. The first two digits of the length are the number of inches. The last digit of the length is tenths of an inch. For example .2 = .25", .5 = .5", .7 = .75" **Subtract 18.5"** from the shaft length.

Example:

30045-29.5 is the part number of the drive shaft from the truck build record.

Therefore the shaft length is 29.5"

$29.5 - 18.5 = 11.0$

Therefore the part number for the Tube required is 32-30-52-11.0

Series 1710 HD - Part Number 04-9036508-###

Item	Description	Part Number	Qty
10	Drive Shaft	04-9036508-###	1
11	- Journal and Bearing Kit	02-7074362	2
12	- Slip Yoke	02-7011541	1
14	- Slip Tube Shaft	02-7100844	1
15	- Tube 4" dia x .134 wall	32-30-72-###	1
16	- Tube Yoke	546655	1

Note: To determine the tube length use the following formula:

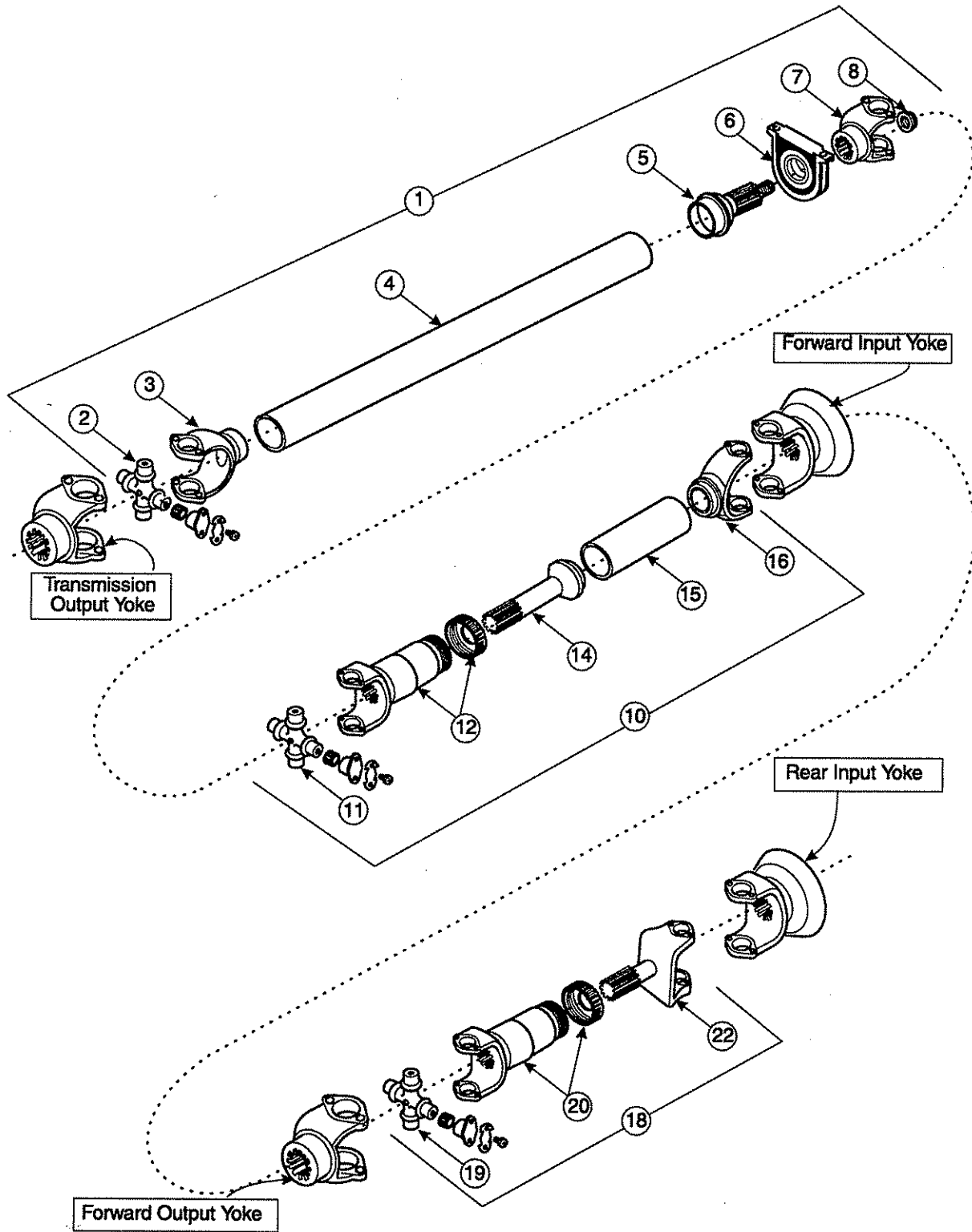
The last three digits of the shaft assembly number are the shaft length. The first two are the number of inches, and the last digit is the number of 1/4". **Subtract 18.5** from the shaft length. The number obtained is the tube length required. Put the length required at the end of the part number.

Example: 04-9036508-362 is the part number.

362 stands for the shaft length., $36 = 36"$, $2 = 2/4"$ (or .5")

$36.5" - 18.5" = 18.00"$

Therefore the Part Number required for the tube is 32-30-72-18.00



STRAIGHT DRIVE SHAFTS (Continued)

Series 1760 - Part Number 30049-##.#

Item	Description	Part Number	Qty
10	Drive Shaft	30049-##.#	1
11	- Journal and Bearing Kit	30090-5002	2
12	- Slip Yoke	30006-4411	1
14	- Slip Tube Shaft	02-7100844	1
15	- Tube 4" dia x .134 wall	32-30-102-##.#	1
16	- Tube Yoke	30006-0094	1

Note: To determine the tube length use the following formula:

The last three digits of the shaft assembly number are the shaft length. The first two digits of the length are the number of inches. The last digit of the length is tenths of an inch. For example .2= .25", .5 = .5" .7=.75" **Subtract 18.5"** from the shaft length.

Example:

30049-35.5 is the part number of the drive shaft from the truck build record.

Therefore the shaft length is 35.5"

$$35.5 - 18.5 = 17.0$$

Therefore the part number for the Tube required is 32-30-102-17.0

Series 1760 HD - Part Number 30050-3401-##.#

Item	Description	Part Number	Qty
10	Drive Shaft	30050-3401-##.#	1
11	- Journal and Bearing Kit	30090-5002	2
12	- Slip Yoke	30006-4411	1
14	- Slip Tube Shaft	02-7100844	1
15	- Tube 4" dia x .134 wall	32-30-72-##.#	1
16	- Tube Yoke	30006-0094	1

Note: To determine the tube length use the following formula:

The last three digits of the shaft assembly number are the shaft length. The first two digits of the length are the number of inches. The last digit of the length is tenths of an inch. For example .2= .25", .5 = .5" .7=.75" **Subtract 18.5"** from the shaft length.

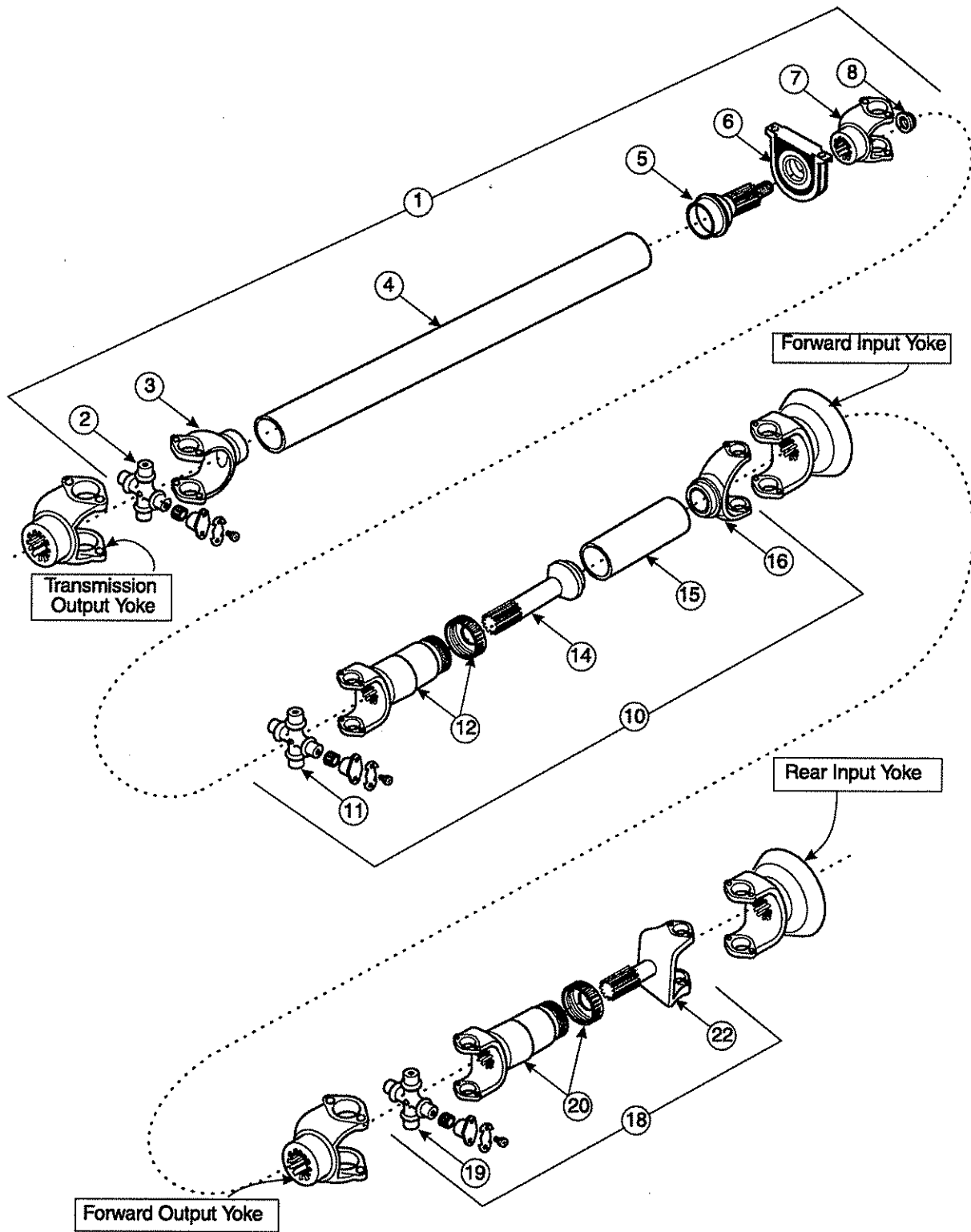
Example:

30050-3401-35.5 is the part number of the drive shaft from the truck build record.

Therefore the shaft length is 35.5"

$$35.5 - 18.5 = 17.0$$

Therefore the part number for the Tube required is 32-30-72-17.0



Series 1810 - Part Number 30047-##.#

Item	Description	Part Number	Qty
10	Drive Shaft	30047-##.#	1
11	- Journal and Bearing Kit	02-7074363	2
12	- Slip Yoke	02-7010256	1
14	- Slip Tube Shaft	02-7010261	1
15	- Tube 4" dia x .134 wall	32-30-62-##.#	1
16	- Tube Yoke	02-7010258	1

Note: To determine the tube length use the following formula:

The last three digits of the shaft assembly number are the shaft length. The first two digits of the length are the number of inches. The last digit of the length is tenths of an inch. For example .2 = .25", .5 = .5" .7 = .75" **Subtract 19.5"** from the shaft length.

Example:

30047-42.0 is the part number of the drive shaft from the truck build record.

Therefore the shaft length is 42.0"

$42.0 - 19.5 = 22.5$

Therefore the part number for the Tube required is 32-30-62-22.5

Series 1810 HD - Part Number 30048-##.#

Item	Description	Part Number	Qty
10	Drive Shaft	30048-##.#	1
11	- Journal and Bearing Kit	02-7074363	2
12	- Slip Yoke	02-7010256	1
14	- Slip Tube Shaft	30013-4401	1
15	- Tube 4" dia x .134 wall	32-30-22-##.#	1
16	- Tube Yoke	30006-0021	1

Note: To determine the tube length use the following formula:

The last three digits of the shaft assembly number are the shaft length. The first two digits of the length are the number of inches. The last digit of the length is tenths of an inch. For example .2 = .25", .5 = .5" .7 = .75" **Subtract 19.5"** from the shaft length.

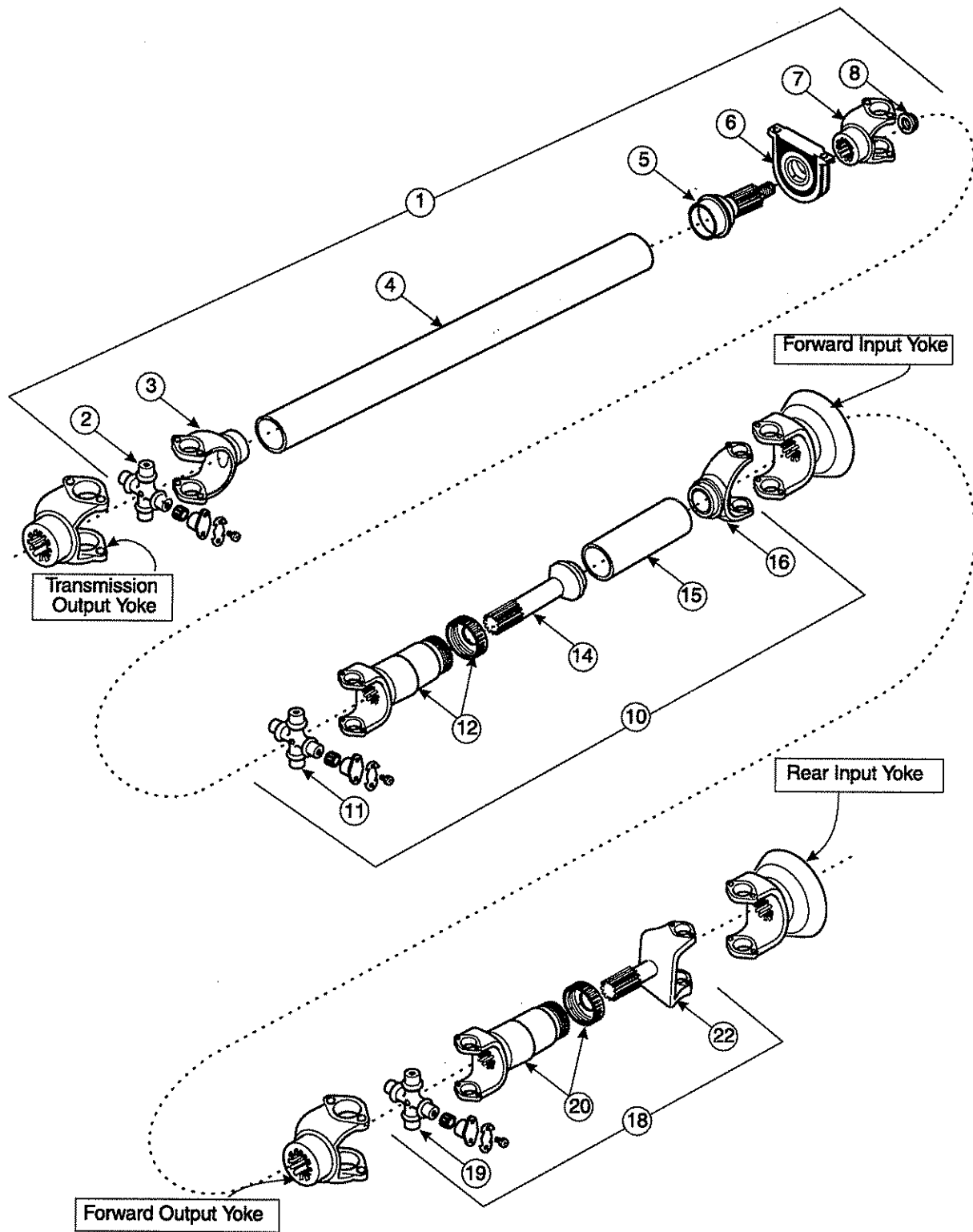
Example:

30048-30.0 is the part number of the drive shaft from the truck build record.

Therefore the shaft length is 30.0"

$30.0 - 19.5 = 10.5$

Therefore the part number for the Tube required is 32-30-22-10.5



SHORT COUPLED & INTER-AXLE SHAFTS

Series 1610 - Part Number S986X##.#

Item	Description	Part Number	Qty
10	Drive Shaft	S986X##.#	1
11	- Journal and Bearing Kit	02-7074361	2
12	- Slip Yoke	30006-4403	1
14	- Slip Tube Shaft	30013-4403	1
15	- Tube 4" dia x .134 wall	28-30-92-##.#	1
16	- Tube Yoke	30006-4423	1

Note: To determine the tube length use the following formula:

The last four digits of the shaft assembly number are the shaft length. The first two digits of the length are the number of inches. The last two digits of the length is 1/32 x of an inch.

Subtract 17.5" from the shaft length. The number obtained is the tube length required. Put the length required at the end of the part number.

Example:

S986X2316 is the part number.

2316 is the shaft length. 23 = 23", 16 = 16/32" (or .5")

23.5" - 17.5" = 6.0"

Therefore the Part Number of the tube is 28-30-92-6.0

Series 1710 - Part Number 30045-3402-##.#

Item	Description	Part Number	Qty
10	Drive Shaft	30045-3402-##.#	1
11	- Journal and Bearing Kit	02-7074362	2
12	- Slip Yoke	02-7011844	1
14	- Slip Tube Shaft	02-7100844	1
15	- Tube 4" dia x .134 wall	32-30-52-##.#	1
16	- Tube Yoke	30006-4409	1

Note: To determine the tube length use the following formula:

The last three digits of the shaft assembly number are the shaft length. The first two digits of the length are the number of inches. The last digit of the length is tenths of an inch. For

example .2 = .25", .5 = .5" .7 = .75" **Subtract 20.22"** from the shaft length. The number obtained is the tube length required. Put the length required at the end of the part number.

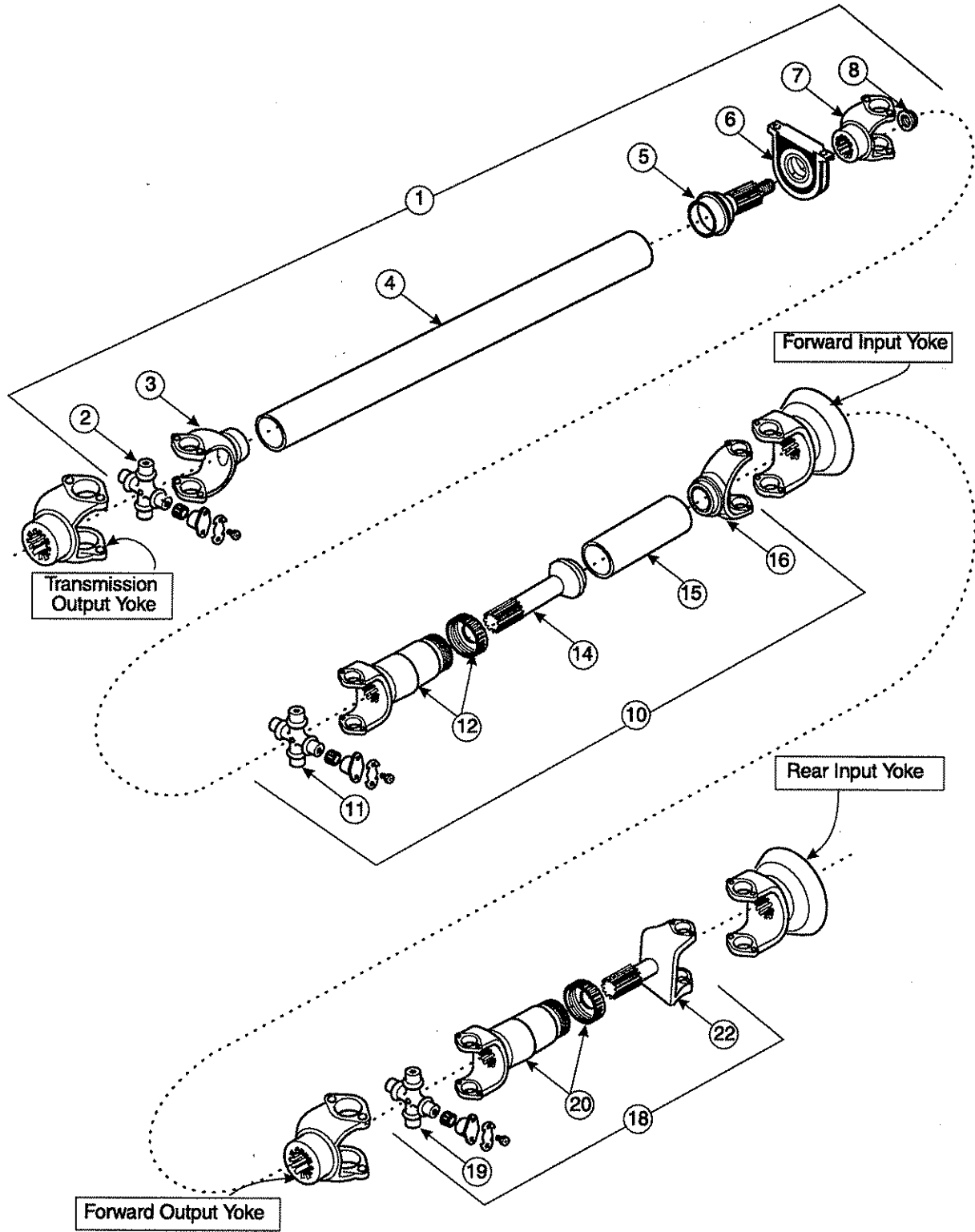
Example:

30045-3402-29.5 is the part number.

29.5 is the shaft length.

29.5" - 20.22" = 9.28"

Therefore the Part Number of the tube is 28-30-52-9.28



SHORT COUPLED & INTER-AXLE SHAFTS (Continued)

Series 1710 HD - Part Number 30046-3402-###

Item	Description	Part Number	Qty
10	Drive Shaft	30046-3402-###	1
11	- Journal and Bearing Kit	02-7074362	2
12	- Slip Yoke	02-7011844	1
14	- Slip Tube Shaft	02-7100844	1
15	- Tube 4" dia x .134 wall	32-30-72-###	1
16	- Tube Yoke	30006-4409	1

Note: To determine the tube length use the following formula:

The last three digits of the shaft assembly number are the shaft length. The first two digits of the length are the number of inches. The last digit of the length is tenths of an inch. For example .2 = .25", .5 = .5" .7 = .75" Subtract 20.22" from the shaft length. The number obtained is the tube length required. Put the length required at the end of the part number.

Example:

30046-3402-29.5 is the part number.

29.5 is the shaft length.

$29.5" - 20.22" = 9.28"$

Therefore the Part Number of the tube is 28-30-72-9.28

Series 1710 - Part Number S984X###

Item	Description	Part Number	Qty
10	Drive Shaft	S984X###	1
11	- Journal and Bearing Kit	02-7074362	2
12	- Slip Yoke	02-7011844	1
14	- Slip Tube Shaft	02-7100837	1
15	- Tube 4" dia x .134 wall	28-30-52-###	1
16	- Tube Yoke	30006-4409	1

Note: To determine the tube length use the following formula:

The last four digits of the shaft assembly number are the shaft length. The first two digits of the length are the number of inches. The last two digits of the length is 1/32 x of an inch.

Subtract 20.25" from the shaft length. The number obtained is the tube length required. Put the length required at the end of the part number.

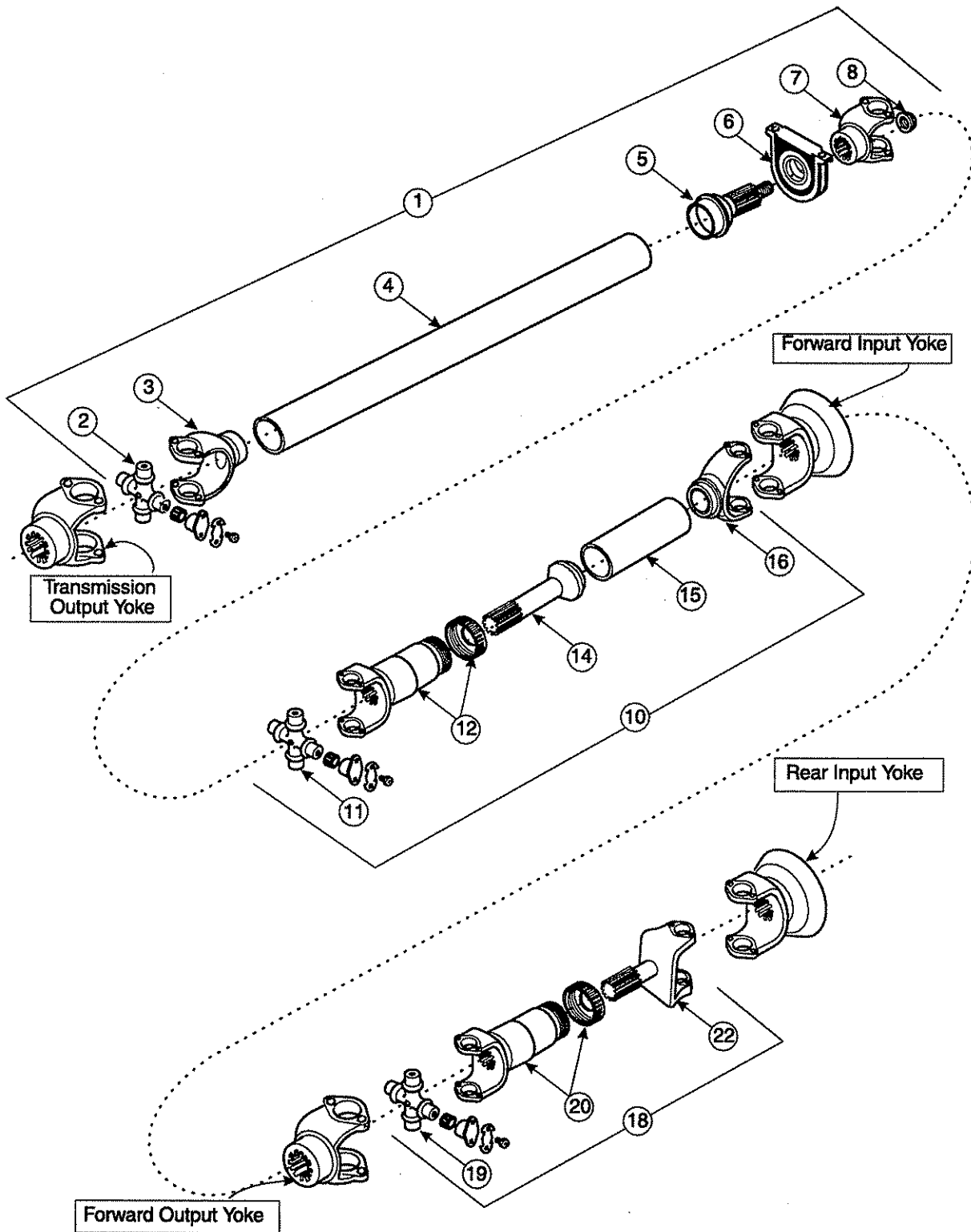
Example:

S984X2316 is the part number.

2316 is the shaft length. $23 = 23"$, $16 = 16/32"$ (or .5")

$23.5" - 20.25" = 3.25"$

Therefore the Part Number of the tube is 28-30-52-3.25



Series 1710 - Part Number 30062-3403


Item	Description	Part Number	Qty
18	Drive Shaft	30062-3403	1
19	- Journal and Bearing Kit	02-7074362	2
20	- Slip Yoke	02-7011541	1
22	- Shaft Yoke	30006-4407	1

Series 1710 - Part Number 30062-3409-21.0

Item	Description	Part Number	Qty
18	Drive Shaft	30062-3409-21.0	1
19	- Journal and Bearing Kit	02-7074362	2
20	- Slip Yoke	02-7011844	1
22	- Shaft Yoke	30006-4407	1

Series 1710 - Part Number 30062-3409-22.0

Item	Description	Part Number	Qty
18	Drive Shaft	30062-3409-22.0	1
19	- Journal and Bearing Kit	02-7074362	2
20	- Slip Yoke	02-7011844	1
22	- Shaft Yoke	30006-4414	1



WESTERN STAR TRUCKS®
The Preferred Choice™