

1990/ FORD TRUCK SERIES 600/900

Master Parts and Accessories Catalog

NEW ISSUE

(PART 1 OF 2)

JULY, 1989

SPECIAL NOTICE

This is the initial Issue of the new 1990/ Heavy Truck Text Catalog. Updates will be issued on a quarterly basis. The prior Heavy Truck Text Catalog (FPS 8473-A) is being closed off at 1989 and will be updated annually.

ATTENTION: PARTS MANAGER

Following are revised pages for Part 1 of 2 of the New Issue of Form FPS 8538-A 1990/ Ford Truck Series 600/900 Catalog for 1990 Model Year.

Part 1 of 2 consists of all sections through Section 70.7
Part 2 of 2 consists of Section 70.8 through the end.

General Information Section.....	Page	1-59
Accessories Index.....	"	1
Chassis Alphabetical Index.....	"	1-51
Paint Section.....	"	1-15
Section 10.....	"	1-5
" 11.....	"	1-7
" 11.1.....	"	1-5
" 11.2.....	"	1-5
" 20.....	"	1-25
" 20.1.....	"	1-7
" 22.....	"	1-19
" 22.1.....	"	1-11
" 23.....	"	1-17
" 23.1.....	"	1,3

(continued on next page)

FORM FPS 8538-A TEXT - cont'd.

NEW ISSUE

Section 26.....	Page	1-19
" 30.....	"	1
" 30.2.....	"	1
" 30.3.....	"	1
" 30.4.....	"	1
" 30.5.....	"	1
" 32.....	"	1-5
" 35.....	"	1-9
" 35.1.....	"	1-5
" 35.2.....	"	1
" 36.....	"	1-15
" 36.1.....	"	1-5
" 40.....	"	1-55
" 40.1.....	"	1-41
" 41.....	"	1-11
" 46.....	"	1-7
" 46.1.....	"	1-27
" 46.1A.....	"	1-63
" 46.2.....	"	1,3
" 48.....	"	1,3
" 48.1.....	"	1-7
" 48.2.....	"	1
" 48.6.....	"	1
" 50.....	"	1-13
" 52.1.....	"	1-23
" 53.....	"	1-9
" 55.....	"	1-23
" 60.....	"	1,3
" 60.1.....	"	1-7
" 60.2.....	"	1-7
" 60.3.....	"	1,3
" 60.4.....	"	1-7
" 60.5.....	"	1-11
" 70.....	"	1-13
" 70.5.....	"	1-37
" 70.6.....	"	1-11
" 70.7.....	"	1-19

1990/ FORD TRUCK SERIES 600/900

Master Parts and Accessories Catalog

NEW ISSUE

(PART 2 OF 2)

JULY, 1989

SPECIAL NOTICE

This is the initial Issue of the new 1990/ Heavy Truck Text Catalog. Updates will be issued on a quarterly basis. The prior Heavy Truck Text Catalog (FPS 8473-A) is being closed off at 1989 and will be updated annually.

ATTENTION: PARTS MANAGER

Following are revised pages for Part 2 of 2 of the New Issue of Form FPS 8538-A 1990/ Ford Truck Series 600/900 Catalog for 1990 Model Year.

Part 1 of 2 consists of all sections through Section 70.7
Part 2 of 2 consists of Section 70.8 through the end.

Section	Page
70.8.....	1-9
" 70.9.....	" 1-9
" 70.10.....	" 1-11
" 70.13.....	" 1-11
" 70.15.....	" 1-9
" 70A.....	" 1,3
" 71.....	" 1-5
" 72.....	" 1-5
" 72.1.....	" 1
" 72.2.....	" 1
" 72.3.....	" 1
" 72.4.....	" 1
" 75.....	" 1-11
" T70.....	" 1-9

(continued on next page)

NEW ISSUE

Section 80.....	Page	1-25
" 83.....	"	1-11
" 86.....	"	1-17
" 90.....	"	1-23
" 93.....	"	1-11
" 93A.....	"	1
" 93B.....	"	1
" 95.....	"	1-5
" 95.1.....	"	1,3
" 95.2.....	"	1,3
" 95A.....	"	1
" 96.....	"	1-17
" 97.....	"	1-17
" 103.....	"	1-37
" 103.1.....	"	1
" 103.2.....	"	1
" 103.3.....	"	1
" 103.4.....	"	1
" 103.5.....	"	1
" 103.6.....	"	1
" 110.....	"	1,3
" 110.1.....	"	1
" 110.2.....	"	1
" 110.3.....	"	1
" 120.....	"	1-5
" 130.....	"	1-21
" 140.....	"	1-27
" 144.....	"	1-33
" 160.....	"	1-15
" 170.....	"	1-21
" 172.....	"	1-5
" 176.....	"	1-11
" 176A.....	"	1
" 180.....	"	1-21
" 190.....	"	1-11
" 197.....	"	1-23
Body Alphabetical Index.....	"	1-9
Body Section 000.....	"	1-27
" " 100.....	"	1-7
" " 200.....	"	1-15
" " 400.....	"	1-7
" " 600.....	"	1-23
Soft Trim Alphabetical Index.....	"	1
Soft Trim 1990 Data.....	"	1
Text.....	"	1-13
Cross Reference.....	"	1-345

MASTER PARTS and ACCESSORIES CATALOG

FORM FPS 8538-A (Text Only)
FORD PARTS and SERVICE DIVISION

INDEX

Abbreviations	16,17
Attaching Parts (Nuts, Bolts, etc.)	14
Cross Reference List between Manufacturer's and Ford Part Numbers	15
Diesel Engine Models	13
D.S.O.	14
Exhaust Systems Certification	04
F.S.O.	14
Formats	03
General Instructions	02
How to Order Parts	14
How to Use This Catalog	02,03
Identification	03
Liquid Measure	14
Locator Codes	14
L.P.O.	14
Metric to inches conversion chart	18,19
Model Codes	13
Model Year Application	13
R.H. and L.H. Parts	03
Soft Trim	13
Symbols Used Regularly in Catalog	02
Truck Specification List (T.S.L.) 1990/	44 thru 59
FORD PART NUMBERING SYSTEM	
Body Parts Group Numbering System	04
Explanation of the Ford Part Numbering System	04
Group Numbers and Related Catalog Sections	09 thru 12
Motorcraft Sales Part Numbers	03
Part Name Index	05 thru 08
HOW TO ORDER PARTS	
Bendix Westinghouse Air Brake Parts	15
Diesel Engine Parts	15
Ford Parts	14
Heavy Truck Power Steering	15
Industrial Engine and Power Unit Parts	15
CERTIFICATION LABEL	
Assembly Plant Codes	26
Auxiliary Transmission Codes	36
Body Type Codes	32,33
Body Type Descriptions	33
Body Type Illustrations	34,35
Build Date Location	43
Calibration Parts List Label	22
Color Codes-Exterior Paint	26
Diagrams and Instructions	20,21,22
District Codes	43
Engine Codes	26
Front Axle Codes	42
Gross Vehicle Weight	27
GVWR Class for Trucks, Buses and Incomplete Vehicles	23
Main Transmission Codes	36,37
Manufacturer Identifier	23
Model Codes	27 thru 31
Rear Axle Ratio Codes	37 thru 42
Series Codes	24,25
Supplemental Data Plate	22
Trim Codes	32
Vehicle Identification Number	20
Vehicle Model Year	24
Wheelbase	27

SYMBOLS USED REGULARLY IN CATALOG

The following symbols appearing on text pages are to be interpreted as follows:

- * Indicates Motorcraft Sales Part Number.
- # Indicates some form of identification such as part number, stamping, paint stripes and tags.
- ★ Symbol indicates part is not supplied for service for the following reasons:
 - a. Part is superseded and replaced as indicated in the description column of text.
 - b. Part can be improvised as indicated in the description column of text.
 - c. Due to its function there would be little or no demand.

NOTE: ALWAYS REFER TO THE DESCRIPTION COLUMN OF THE TEXT FOR POSSIBLE SUBSTITUTION, OR FOR MATERIAL SPECIFICATIONS AND DIMENSIONS WHICH MAY BE HELPFUL IN OBTAINING THE NON-SERVICED PART LOCALLY.

GENERAL INSTRUCTIONS

This Ford Truck Master Parts Catalog contains replacement parts and accessories information for truck series B600/700, C-CT600/900, CL-CLT900, F600/800, FT800, L-LN-LNT-LT-LTS600/900 and LTL900 for model year 1990/ for U.S. and Canadian built vehicles. Also included are the related Diesel engine models, Series B600 thru LTS900. Unique Canadian part numbers and applications have been identified by a symbol (●) and footnoted. Unique U.S. part numbers and applications have been identified by a symbol (☆) and footnoted. Use this Text Catalog in conjunction with the Illustration Catalog, Form FPS 8538-B.

Refer to the Index on Page 1 for a listing of the items appearing in the General Information Section.

HOW TO USE THIS CATALOG

There are three ways of finding part numbers if the group number is not known.

1. By Part Name
2. By Illustration
3. By Identification

Should an inquiry be received for an Accelerator Assy. for a 1990 CL-CLT:

BY PART NAME -

- A. Refer to the Chassis Parts Alphabetical Index.
- B. Refer to the alphabetical nomenclature and find the part name "Accelerator Assy".
The group number listed is 9725.
- C. Refer to group number 9725 and locate 1990 in the "YEAR" column. Find the series CL-CLT in the "MODEL/RESTRICTIONS" column.
- D. The part number shown is D8HZ 9725-A.

BY ILLUSTRATION -

- A. Refer to the Illustration Catalog (Form FPS 8538-B) to the tabbed divider marked "FUEL, CARBURETOR, ACCELERATOR".
 - B. Refer to the index immediately behind the divider and find the illustration titles for the 1990 CL-CLT Series.
 - C. Under the heading "ACCELERATOR and TRANSMISSION" find the Accelerator Assy. illustration.
 - D. Refer to the illustration designated (on page 1 of Illustration Section 97.1) and find the group number for the accelerator assy, basic 9725.
 - E. Refer to group number 9725 in this Text Catalog and locate 1990 in the "YEAR" column. Find the series CL-CLT in the "MODEL/RESTRICTIONS" column.
 - F. The part number shown is D8HZ 9725-A.
-
-

HOW TO USE THIS CATALOG — Cont'd

BY IDENTIFICATION —

Certain parts and most major assemblies are identified with a part number shown on an attached tag or plate or on the part itself. Reference to identification numbers is made throughout the catalog and cross reference charts are included in some sections to provide immediate knowledge of the service part number when the identification number is known. All identification information other than charts will be preceded by the symbol (#).

IMPORTANT — Identification tags and plates must be retained with the part or assembly with which they are originally supplied.

R.H. AND L.H. PARTS

The driver's side is the left hand side of the vehicle and determines whether such parts as fenders, lamps, etc. are right or left hand.

Most Right Hand and Left Hand parts are listed in adjacent columns as shown in the following examples:

YEAR	MODEL/RESTRICTIONS	PART NUMBER		DESCRIPTION		QTY.
90	F600/800	(RH) E0TZ 1020124-A	(LH) E0TZ 1020125-A			1
90	CL-CLT900	(RH) D8HZ 9020124-A	(LH) D8HZ 9020125-A			1

MOTORCRAFT SALES PART NUMBERS

To facilitate the stocking and handling of those service parts which are assigned both service part numbers and Motorcraft Sales Part Numbers, the Motorcraft Sales Part Numbers are preceded by an asterisk (*) and are usually located at the beginning of the description column.

For example, refer to Section 96, group 9600. The service part number for a carburetor air cleaner element used on a 1990/C-CT600/800 -- diesel with an 8 cyl. 501N C.I.D. engine is E1HZ 9601-B and the Motorcraft Sales Part Number is FA 718. In the catalog this item will be shown as E1HZ 9601-B *FA718.

YEAR	MODEL/RESTRICTIONS	ENGINE		PART NUMBER		DESCRIPTION
		CYL.	C.I.D. (C.C.D.)	AIR CLEANER ASSY.	ELEMENT	
90	C-CT600/800 -- diesel	8	501N	E2HZ 9600-M	E1HZ 9601-B *FA718	Standard capacity

FORMATS

Various formats are used throughout this catalog to coincide with the normal procedure for selecting the affected part numbers. Most areas of the catalog use a format arranged in the order shown below:

Column —

1. Model year
2. Type of vehicle or equipment within a specific model year
3. Complete part number
4. Description, size, etc.
5. Quantity required per vehicle

Formats peculiar to a particular area of the catalog are generally self explanatory. When necessary, instructions are shown at the beginning of the affected group. For instance, the various charts and parts list method of cataloging in the Carburetor Section are explained on Page 1 of Section 95.

1990/
TRUCK SERIES 600/900

EXHAUST SYSTEMS CERTIFICATION

"For their intended application as specified in this catalog, the exhaust system parts and systems listed for sale have been certified to be in compliance with the requirements of the rules of the Florida Department of Environmental Regulation (Chapter 17-18, Part III of the Florida Administration Code)."

EXPLANATION OF THE FORD PART NUMBERING SYSTEM

For greater convenience this catalog is divided into specific sections, such as brakes, front suspension, engine, transmission, etc. For example, FRONT SUSPENSION appears in Section 32, STEERING WHEELS in Section 36, REAR AXLE in Section 40, etc. The applicable exploded illustrations are contained in separate sections which are related to the Text Section numbers. For example, STEERING WHEEL illustrations appear in Illustration Section 36 of the Illustration Catalog, FPS 8538-B.

The part number groups, part names and the section numbers under which each is listed are shown on pages 5, 6, 7 and 8 of the General Information Section.

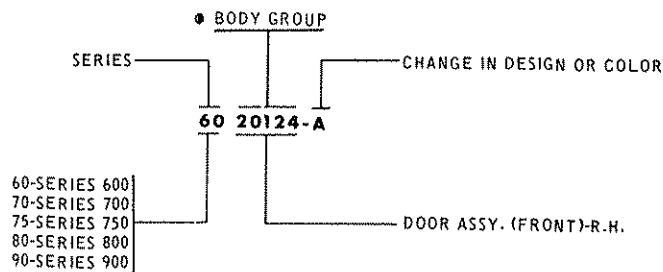
In numerical listings, expanded group numbers will be considered to follow the same sequence as the regular group numbers from which they are expanded and are arranged in Catalogs as follows:

3511
3C511
3518
3C518

Illustrations contain group numbers only, therefore, it is necessary to refer to the group within this Text Catalog for complete applicable part numbers.

BODY PARTS GROUP NUMBERING SYSTEM

FOLLOWING IS A DIAGRAM OF THE BODY PARTS GROUP NUMBERING SYSTEM



● These five digits comprise the Body Group Numbers used throughout each body parts section.

PART NAME INDEX

Below are various major groups appearing in the Chassis and Body Sections of this Catalog. An Alphabetical Index for all chassis parts follows the General Information Section. A complete index of body parts is included at the beginning of the Body Section and a complete index of soft trim parts is included at the beginning of the Soft Trim Sections.

MAJOR GROUP	● TABBED DIVIDER	SECTION
-------------	------------------	---------

**PART NAME INDEX
CHASSIS PARTS**

● Applicable to Loose Leaf Catalogs only

Accelerator Linkage	Fuel	96
Accessories	Listed in their appropriate groups as identified in this index	
Adhesives	Wheel-Brake	Paint
Air Cleaner	Fuel	96
Air Conditioner	Speedo.-Bumper-Shocks-Air Cond.	190
Alternator	Generator-Alternator-Starter-Distributor	103
Axle (Front)	Front Axle-Steering	30
Axle (Rear)	Rear Axle	40
Battery	Generator-Alternator-Starter-Distributor	103
Battery Carriers	Generator-Alternator-Starter-Distributor	103
Belt (Drive)	Cooling-Grille	80
Brake System	Wheel-Brake	20
Bulbs	Lamps-Wiring	130
Bumpers	Speedo.-Bumper-Shocks-Air Cond.	170
Camshaft	Engine	60
Cap (Radiator)	Cooling-Grille	80
Carburetor	Fuel	95
Carrier (Wheel)	Wheel-Brake	11
Chemicals	Wheel-Brake	Paint
Clutch	Transmission-Clutch	75
Clutch Assy. (Fan)	Cooling-Grille	80
Cold Start Aid	Fuel	90
Cooling System	Cooling-Grille	80
Coupling Shaft	Driveshaft-Coupling Shaft	48.1
Crankcase Vent System	Engine	60
Cylinder Block	Engine	60
Cylinder Head and Valves	Engine	60
Distributor	Generator-Alternator-Starter-Distributor	120
Drive Belt	Cooling-Grille	86
Driveshaft	Driveshaft-Coupling Shaft	46.1
Electrical	Lamps-Wiring	130
Electrical	Generator-Alternator-Starter-Distributor	103
Emission Control (Thermactor)	Fuel	90
Engine	Engine	60
Engine Supports	Engine	60
Engine Warning System	Generator-Alternator-Starter-Distributor	103
Exhaust System	Frame-Muffler-Exhaust	52.1

**1990/
TRUCK SERIES 600/900**

MAJOR GROUP	● TABBED DIVIDER	SECTION
-------------	------------------	---------

**PART NAME INDEX
CHASSIS PARTS — Cont'd**

● Applicable to Loose Leaf Catalogs only

Fan	Cooling-Grille	80
Fenders	Fender-Hood	160
Frame	Frame-Muffler-Exhaust	50
Front Axle	Front Axle-Steering	30
Front Springs	Springs-Rear Suspension	52
Front Suspension	Front Axle-Steering	32
Fuel Filter	Fuel	90
Fuel Pump	Fuel	93
Fuel System	Fuel	90
Fuel Tank	Fuel	90
Gearshift Lever	Transmission-Clutch	71
Governors		120
Grille	Cooling-Grille	80
Heater	Speedo.-Bumper-Shocks-Air Cond.	180
Hood	Fender-Hood	160
Horns	Lamps-Wiring	130
Hose (Radiator)	Cooling-Grille	80
Hubs	Wheel-Brake	11
Ignition Switch	Generator-Alternator-Starter-Distributor	110
Ignition System	Generator-Alternator-Starter-Distributor	110
Instrument Cluster	Generator-Alternator-Starter-Distributor	103
Jack	Speedo.-Bumper-Shocks-Air Cond.	170
Lamps	Lamps-Wiring	130
Lever (Gearshift)	Transmission-Clutch	71
Linkage (Accelerator)	Fuel	96
Linkage (Steering)	Front Axle-Steering	32
Main Wiring	Lamps-Wiring	140
Manifold	Fuel	93
Mirrors	Speedo.-Bumper-Shocks-Air Cond.	170
Mufflers	Frame-Muffler-Exhaust	52.1
Oil Pump	Engine	60
Paint	Wheel-Brake	Paint
Piston and Connecting Rod	Engine	60
Pulley (Crankshaft)	Engine	60
Pulley (Water Pump)	Cooling-Grille	83
Pump (Fuel)	Fuel	93
Pump (Oil)	Engine	60
Pump (Water)	Cooling-Grille	83

1990/ TRUCK SERIES 600/900

MAJOR GROUP	● TABBED DIVIDER	SECTION
-------------	------------------	---------

PART NAME INDEX
CHASSIS PARTS — Cont'd

● Applicable to Loose Leaf Catalogs only

Radiator	Cooling-Grille	80
Radio	Speedo.-Bumper-Shocks-Air Cond.	180
Rear Axle	Rear Axle	40
Rear Springs	Springs-Rear Suspension	55
Regulator (Voltage)	Generator-Alternator-Starter-Distributor	103
Shaft (Coupling)	Driveshaft-Coupling Shaft	48.1
Shock Absorber	Speedo.-Bumper-Shocks-Air Cond.	180
Shroud (Fan)	Cooling-Grille	80
Shutters	Cooling-Grille	80
Spacer (Pulley to Fan)	Cooling-Grille	80
Spare Wheel Carrier	Wheel-Brake	11
Speedometer	Speedo.-Bumper-Shocks-Air Cond.	170
Springs	Springs-Rear Suspension	55
Stabilizer	Springs-Rear Suspension	55
Starter	Generator-Alternator-Starter-Distributor	103
Steering	Front Axle-Steering	35
Steering Gear	Front Axle-Steering	35.1
Steering Linkage	Front Axle-Steering	32
Suspension (Front)	Front Axle-Steering	32
Suspension (Rear)	Springs-Rear Suspension	55
Switch (Ignition)	Generator-Alternator-Starter-Distributor	110
Switch (Turn Indicator)	Lamps-Wiring	130
Tachometer	Speedo.-Bumper-Shocks-Air Cond.	170
Tank (Fuel)	Fuel	90
Thermactor	Fuel	90
Thermostat (Water)	Cooling-Grille	83
Thermostatic Choke Control	Fuel	90
Transfer Case	Transmission-Clutch	70
Transmission (Manual)	Transmission-Clutch	70
Transmission (Transmatic)	Transmatic Transmission	170
Valves, Push Rods and Covers	Engine	60
Voltage Regulator	Generator-Alternator-Starter-Distributor	103
Water Pump	Cooling-Grille	80
Wheels	Wheel-Brake	10
Windshield Washer	Speedo.-Bumper-Shocks-Air Cond.	170
Windshield Wiper	Speedo.-Bumper-Shocks-Air Cond.	170
Wiring (Main)	Lamps-Wiring	140

1990/ TRUCK SERIES 600/900

MAJOR GROUP	● TABBED DIVIDER	SECTION
-------------	------------------	---------

PART NAME INDEX
BODY and SOFT TRIM PARTS

● Applicable to Loose Leaf Catalogs only

Body Bolt Chart	Body Parts	100
Cabs	Body Parts	000
Carpets	Soft Trim	Soft Trim
Cowl	Body Parts	000
Dash Panel	Body Parts	000
Door (Front)	Body Parts	200
Floor	Body Parts	000
Floor Mats	Soft Trim	Soft Trim
Front Door	Body Parts	200
Front Seat	Body Parts	600
Front Seat Track	Body Parts	600
Glove Compartment	Body Parts	000
Instrument Panel	Body Parts	000
Platform and Racks	Body Parts	000
Quarter	Body Parts	200
Roof	Body Parts	400
Seat (Front)	Body Parts	600
Seat Covers	Soft Trim	Soft Trim
Sleeping Compartment	Body Parts	400
Stripe Kits	Body Parts	200
Sun Visors	Soft Trim	Soft Trim
Trim Panels	Soft Trim	Soft Trim
Windshield	Body Parts	000

GROUP NUMBERS and RELATED PART NAMES and CATALOG SECTIONS

Following is an index of the group number ranges, part names and their related catalog section numbers.

GROUP NUMBERS and RELATED PART NAMES and CATALOG SECTIONS		
GROUP NUMBER RANGE	PART NAME	CATALOG SECTION NUMBER
CHASSIS PARTS		
Miscellaneous	Paints and chemicals	Paint
1000-1099	Paints and chemicals	10
1100-1999	Hubs and drums	11
1102	Front hub parts lists	11.1
1109	Rear hub parts lists	11.2
2000-2199	Brakes	20
	Front brake parts lists	20.1
2200-2399	Brakes	22
	Rear brake parts lists	22.1
	Rear brake chamber parts list	22.2
2300-2599	Brakes	23
	Brake booster parts lists	23.1
2600-2999	Brakes	26
2600-2999	Parking brake parts lists	26.1
3000-3199	Front axle and suspension	30
3000-3999	Front axle parts lists	30.3,30.4,etc.
3200-3499	Front axle and suspension	32
3500-3599	Steering gear	35
3504	Steering gear parts lists	35.1
3A540	Power steering cylinder and parts lists	35.2
3600-3999	Steering wheel and column	36
3A691	Power steering pump and parts lists	36.1
4000-4305	Rear axle identification chart	40
4000-4999	Rear axle parts lists	40.1
4000-4599	Rear axle	41
4600-4799	Driveshaft	46
	Driveshaft application chart	46.2,46.3,etc.
4602-4606	Driveshaft identification chart	46.1
4800-4899	Coupling shaft	48
4810-4817	Coupling shaft cross reference guide	48.1
4816-4817	Coupling shaft identification chart	48.1
	Coupling shaft application chart	48.2,48.3,etc.
	Coupling shaft parts lists	48.1
	Driveshaft cross reference guide	48.1
5000-5006	Frame	50
5007-5199	Cross members	50
5200-5299	Muffler	52
	Exhaust system parts lists	52.1
5300-5499	Front springs and stabilizer	53
5500-5999	Rear springs and suspension	55
6000-6899	Engine identification chart	60
	Engine parts lists - 8 cyl. 370,429	60.1
	- 8 cyl. 477,534	60.2
	- 6 cyl. 855 Cummins Diesel	60.3
	- 6 cyl. 426,552 and 8 cyl. 568 and 736 Detroit Diesel	60.4
	- 8 cyl. 636 Caterpillar Diesel	60.5
	- 6 cyl. 1150 Cummins Diesel	60.6
	- 6 cyl. 893 Caterpillar Diesel	60.7
	- 8 cyl. 501 Detroit Diesel	60.8

1990/
TRUCK SERIES 600/900

GROUP NUMBERS and RELATED PART NAMES and CATALOG SECTIONS		
GROUP NUMBER RANGE	PART NAME	CATALOG SECTION NUMBER
CHASSIS PARTS — Cont'd		
7000-7003	Manual transmission identification chart	70
7000-7999	Manual transmission parts lists - Auxiliary Spicer	70.3
	- 4 speed New Process	70.4
	- 4 speed Warner	70.4
	- 5 speed Clark	70.5
	- 5 speed Spicer	70.5
	- 5 speed Fuller	70.5
	- 5 speed New Process	70.5
	- 6 speed Fuller	70.6
	- 6 speed Spicer	70.6
	- 7 speed Spicer	70.7
	- 8 speed Fuller	70.8
	- 9 speed Fuller	70.9
	- 10 speed Fuller	70.10
	- 13 speed Fuller	70.13
	- 15 speed Fuller	70.15
	Manual transmission gasket set and repair kits	70A
7000-7199	Manual transmission linkage, etc.	71
7200-7299	Manual transmission linkage, etc.	72
7000-7999	Transmatic transmission linkage, etc.	T70
7000-7999	Manual transmission gearshift tower parts lists	72.1,72.2,etc.
7300-7499	Manual transmission gearshift mechanism	72
7500-7999	Clutch	75
8000-8499	Radiator, grille and cooling	80
8500-8599	Water pump	83
8600-8999	Fan	86
8620	Drive belt identification chart	86
	Drive belt application chart	86
9000-9299	Fuel tank and lines	90
9300-9399	Fuel pump and gauge	93
9400-9499	Manifolds	93
9510	Carburetor identification chart	95
9510	Carburetor application chart	95
9500-9999	Carburetor parts lists	95.1,95.2,etc.
9600	Air cleaner application chart	96
9600	Air cleaner identification chart	96
9600-9699	Air cleaner parts and related parts	96
9700-9999	Choke and accelerator	96
9502,9A586, 9590	Carburetor gasket sets and tune-up kits	95A
10346	Alternator application chart	103
10300-10599	Alternator, pulleys and mounting parts	103
10300	Alternator identification chart	103
10300-10599	Alternator parts lists	103.1,103.2,etc.
10600-10999	Battery and instrument cluster parts	103
11000-11999	Starter, ignition switch and headlamp switch	110
11001	Starter identification chart	110
11001-11999	Starter parts lists	110.1,110.2,etc.

**1990/
TRUCK SERIES 600/900**

GROUP NUMBERS and RELATED PART NAMES and CATALOG SECTIONS		
GROUP NUMBER RANGE	PART NAME	CATALOG SECTION NUMBER
CHASSIS PARTS — Cont'd		
12000-12999	Coil, distributor and spark plugs	120
12127	Distributor identification chart	120
12000-12999	Distributor parts lists	120.1,120.2,etc.
13000-13399	Headlamps, parking lamps and turn indicators	130
13400-13699	License, tail and stop lamps	130
13466	Miniature bulbs	130
13700-13999	Courtesy and instrument panel lamps, switches and horns	130
14000-14399	Wiring - main	140
14400-14499	Wiring - tail lamp and battery	144
14500-14999	Wiring, fuses and circuit breakers	144
15000-15999	Clock, cigar lighter, marker lamps and backup lamps	144
16000-16099	Front fenders and aprons	160
16100-16599	Splash shields and radiator supports	160
16600-16999	Hood, hinges and latches	160
17000-17299	Jacks, speedometer and speedometer cables	170
17285, 17294 and 17322	Speedometer gear application chart	172
17300-17399	Speedometer, tachometer and license plate frame	170
17400-17599	Windshield wipers and washers	170
17600-17999	Windshield wipers and washers, bumpers and mirrors	176
18000-18399	Shock absorbers	180
18400-18999	Heaters, radios, antennas and speakers	180
19000-19999	Air conditioner	190
19C705-9	Refrigerant lines	197

1990/
TRUCK SERIES 600/900

GROUP NUMBERS and RELATED PART NAMES and CATALOG SECTIONS		
GROUP NUMBER RANGE	PART NAME	CATALOG SECTION NUMBER
BODY and SOFT TRIM PARTS		
00000-01999	Body assemblies, air vents and dash panel	000
02000-02999	Cowl panel and front body pillar	000
03000-03999	Windshield	000
04000-04699	Instrument panel and visor arms	000
04700-09999	Ash receptacle and glove compartment	000
10000-19999	Floor, rocker panels and underbody parts	100
20000-20999	Front door, stripe kits, weatherstrips and mouldings	200
21000-21999	Front door windows, latches, weatherstrips and mechanism	200
22000-22999	Front door hinges, latches and handles	200
22050	Lock sets	200
23000-23999	Front door window handles and regulators	200
24000-39999	Body side sheet metal	200
40000-42999	Back window	400
43000-49999	Sleeping compartment	400
50000-50999	Roof	400
51000-51999	Roof rails and weatherstrip	400
52000-59999	Roof bows and supports	400
60000-60999	Seats, hinges and supports	600
61000-61499	Seats, head rest parts and seat belts	600
61500-61699	Seat side shields	600
61700-61999	Seat tracks and mechanism	600
62000-69999	Seat side shields and ash receptacles	600
00000-69999 (as applicable)	Soft Trim	Soft Trim-by model year

MODEL YEAR APPLICATION

Model year application is indicated by showing the first year followed by a diagonal line to indicate continued usage in all subsequent years until the insertion of the last year of usage, which will then be inserted after the diagonal line. If no diagonal line is shown, the part is applicable only to the year indicated:

Example:

- 80/ Indicates part used 1990 through subsequent models.
- 80/81 Indicates part used 1990 through 1991 model years.
- 80 Indicates part used 1990 model year only.

MODEL CODES

Truck models are listed throughout this catalog by truck series.
A listing of series codes shown on the Certification Label is included in this section on page 24 and 25
Refer to this page to determine the series listed in the text of the catalog.
Model application is often consolidated as shown below:

Example:

- LN600/900 means LN600 thru LN900 or LN600, LN700, LN800 and LN900.
- and: L-LN-LNT-LT-LTS900 means L900, LN900, LNT900, LT900 and LTS900.

DIESEL ENGINE MODELS

THE FOLLOWING LIST INDICATES THE MERCHANDISED SERIES, THE YEAR RANGE AND THE CORRESPONDING SERIES SHOWN IN THE CATALOG.

SERIES	YEAR	◇ CATALOGED AS	SERIES	YEAR	◇ CATALOGED AS
◇ The designation "gas" or "diesel" will be shown only when necessary to clarify differences in application on similar items for which unique part numbers are required.					
For example: unique to gas-LN900 -- gas, unique to diesel-LN900 -- diesel, common to gas and diesel-LN900					
B6000	90	B600 -- diesel	CFT8000	90	CFT800 -- diesel
B7000	90	B700 -- diesel	L8000	90	L800 -- diesel
C7000	90	C700 -- diesel	L9000	90	L900 -- diesel
C8000	90	C800 -- diesel	LL9000	90	LL900 -- diesel
CL9000	90	CL900 -- diesel	LN7000	90	LN700 -- diesel
CLT9000	90	CLT900 -- diesel	LN8000	90	LN800 -- diesel
CT8000	90	CT800 -- diesel	LN9000	90	LN900 -- diesel
F6000	90	F600 -- diesel	LNT8000	90	LNT800 -- diesel
F7000	90	F700 -- diesel	LNT9000	90	LNT900 -- diesel
F8000	90	F800 -- diesel	LS8000	90	LS800 -- diesel
FT8000	90	FT800 -- diesel	LS9000	90	LS9000 -- diesel
FT9000	90	FT900 -- diesel	LT8000	90	LT800 -- diesel
CF6000	90	CF600 -- diesel	LT9000	90	LT900 -- diesel
CF7000	90	CF700 -- diesel	LTL90/00	90	LTL900 -- diesel
CF8000	90	CF800 -- diesel	LTS8000	90	LTS800 -- diesel
			LTS9000	90	LTS900 -- diesel

SOFT TRIM

Soft Trim parts are arranged in a separate section by model year. For 1990/ refer to the Salesmen's Color and Trim Selections book to identify color, type and pattern of material. To determine the complete part number of a trim part, it is necessary to know the "Trim Code" which is shown on the Certification Label of the vehicle (refer to Page 38). Instructions for selecting soft trim parts are contained at the beginning of the Soft Trim Section.

1990/ TRUCK SERIES 600/900

ATTACHING PARTS (NUTS, BOLTS, ETC.) and LOCATOR CODES

Standard and utility hardware, such as bolts, screws, fittings, etc. are listed below the part with which they are used. To facilitate the stocking and handling of standard and utility parts by Ford Dealers, locator codes are preassigned by Ford Parts and Service Division. The locator codes are shown in parentheses immediately following or below the standard and utility part numbers. For an example, refer to Body Section 000, group 01610. The part number for a plug-button for 3/8" hole is 379286-S and the locator code is PP-2-C. In the catalog this item will be shown as part number 379286-S with the locator code PP-2-C appearing at the beginning of the Description Column. In some charts, such as the Carburetor Parts List Charts in Section 95.1, 95.2, etc. the locator code will be shown next to or below the part number in the Part Number Column.

LIQUID MEASURE

Most liquid measures listed in this catalog are in U.S. sizes and certain other liquid measures (unique to Canada) listed in this catalog are in Canadian sizes. The following chart provides an understanding and a translation of U.S. to Canadian and Canadian to U.S. sizes.

	1/2 Pint (CAPACITY IN OUNCES)	Pint	Quart (CAPACITY IN OUNCES)	Gallon
Canada	10	20	40	160
U.S.	8	16	32	128

Example - 5 U.S. Quarts (160 ounces) equal 4 Canadian Quarts (160 ounces) or 1 Canadian Gallon

D.S.O., F.S.O., or L.P.O. (SPECIAL ORDERS)

The District Code Number will appear in the D.S.O. space on the Certification Label for all units including regular production. Always furnish appropriate Certification Label information and D.S.O. Number, if applicable, when ordering parts not listed in the catalog. If the unit is D.S.O., F.S.O. or L.P.O. (Special Order), the complete Order Number will appear in the D.S.O. space in addition to the District Code Number.

IMPORTANT - Many parts and assemblies used on these vehicles may be standard or optional on other models. When the assembly number is known, check the applicable identification and cross reference charts for possible service parts.

ORDERS FOR DSO PARTS

Orders for DSO parts should be submitted through your Order Processing Center. The usual order information should be given when contacting the expeditor. For assistance in ordering DSO parts or with unresolved DSO parts problems, (except cabs, frames and power steering kits) dealers should contact the Domestic Special Order Section (313) 523-3333 For assistance in ordering cabs, frames and power steering kits dealers should contact Kentucky Truck Plant (502) 425-4245.

Note-The phone numbers listed above are for ordering and information on DSO and special order parts ONLY. All other calls for parts information should be directed to the Central Order Processing Section.

HOW TO ORDER PARTS

When ordering parts, always give the complete part number.

In the event the part number is not known, the following information should be included:

- A. Complete description of part.
- B. Model, year and body type.
- C. Dimension, number of teeth, size, etc., if possible rough sketch of part.
- D. If applicable to engine, transmission, axle, steering, etc., specify type, such as 370 C.I.D., Transmission, Power Steering, etc.
- E. Advise how shipment is to be made - Freight, Express, Air, Parcel Post.

BENDIX WESTINGHOUSE AIR BRAKE PARTS

The various Bendix Westinghouse air brake parts supplied by Ford Motor Company parts distribution centers are listed in their respective areas of the Catalog under the Ford group number and are shown in appropriate illustrations contained in the Ford Truck Illustration Catalog, Form FPS 8538-B.

Bendix Westinghouse parts which are not listed in the catalog may be obtained from your Bendix Westinghouse authorized distributor.

CROSS REFERENCE LIST BETWEEN MANUFACTURERS' and FORD PART NUMBERS

A Cross Reference List to assist in the identification of Ford parts by means of various manufacturers' numbers which are generally known throughout the automotive industry is included in the 1980/ Ford Master Truck Catalog. Forms FPS 8538-A (loose-leaf) and FPS 8538-M (transparency). This Cross Reference List includes part numbers for 1990/ , 1980/89 as well as 1964/79 truck parts for all truck series for the following manufacturers or parts lines:

Bearing industry numbers for bearings, cups, etc	Hendrickson tandem rear suspension and related parts
Clark transmission and related parts	Miniature lamp and sealed beam bulb numbers
Dana Corporation axle and related parts	New Process transmission and related parts
Eaton axle pump and related parts	Rockwell Standard axle and related parts
Fuller transmission and related parts	Spicer axle, transmission and related parts
Funk Manufacturing Co.trans.power take-off parts	Stewart Warner speedometer gears and related parts
	Timken axle and related parts
	Warner transmission and related parts

DIESEL ENGINE PARTS

Parts information in this catalog for the Diesel engines manufactured by Cummins Engine Company, Caterpillar Tractor Company and Detroit Diesel Engine Division is restricted to engine accessories and engine related parts furnished by Ford Motor Company. Refer to Sections 60.3, 60.4, 60.5, 60.6, 60.7 and 60.8 in this catalog. Other parts unique to these Diesel engines may be ordered from the appropriate engine manufacturer's distributor or dealer.

HEAVY TRUCK POWER STEERING INSTALLATION PARTS

(For Current Production Models Only)

A program is available to supply dealers with all the components required to install power steering on heavy trucks built at the Kentucky Truck Plant. Orders should be placed with the Order Processing Center and must include the following information:

- Model year
- Series
- Vehicle serial number
- Front axle capacity
- Type of steering system, e.g. Steerease
- Type of brake system, e.g. Air, hydraulic
- Type of anti-skid control
- Build date

Prices and availability of components are listed in the General Information Section of the Price List.

INDUSTRIAL ENGINE and POWER UNIT PARTS

Most of the normal replacement parts for 6 and 8 cylinder Ford industrial engines and power units are carried in Ford Car and Truck Dealers inventory and the 4 cylinder gasoline as well as the 4 and 6 cylinder Diesel parts are carried in Ford Tractor Dealers' stock. To obtain Ford industrial engines and power units as well as parts unique to these units, order direct from authorized Ford Industrial Product Dealers only.

1990/ TRUCK SERIES 600/900

ABBREVIATIONS

A/A	all axles	ea.	each
A/C	air conditioner (ing)	E.G.R.	exhaust gas recirculation
accel.	accelerator	E/H/D	extra heavy duty
adj.	adjuster (ing)	emer.	emergency
alum.	aluminum	em/re	emission reduction
amp.	ampere	eng.	engine
approx.	approximate (ly)	equip.	equipment
AR	as required	ev/em	evaporative emission
assy.	assembly	exc.	except
ATA	air to air	exh.	exhaust
A/T	automatic transmission		
A.T.C.	automatic temperature control	F2	Ford 2 barrel
attach.	attaches (ing) (ed)	F4	Ford 4 barrel
auto.	automatic	F/4/S	Ford 4 speed transmission
aux.	auxiliary	fill.	fillister
		flex.	flexible
BBC	bumper to back of cab	F.S.O.	foreign special order
B/W	Borg-Warner		
		gal.	gallon
C1	Carter 1 barrel	g/compt.	glove compartment
C4	automatic transmission (XP type)	gen.	generator
C6	automatic transmission (XPL type)	G.V.W.	gross vehicle weight
Calif.	California		
cap.	capacity	H2	Holley 2 barrel
carb.	carburetor	H4	Holley 4 barrel
Cat.	Caterpillar	hd.	head
cc	cubic centimeter	H/D	heavy duty
c/cw	counter clockwise	hel.	helical
Chg./L	change level	hex.	hexagon (al)
C.I.D.	cubic inch displacement	H/O	High Output
cm	centimeter	HP	horse power
C/M	automatic transmission (MX type)	hsg.	housing
c/member	cross member	htr.	heater
col.	column	H/V	hydraulic vacuum
compt.	compartment	hyd.	hydraulic
conn.	connection or connector		
cont'd.	continued	I.D.	inside diameter
C.P.	candle power	ident.	identification
C/P/S	center point steering	ign.	ignition
Cum.	cummins	IMCO	improved combustion emission control system
cw	clockwise	incl.	includes
cyl.	cylinder	INJ.	injector
		I.S.	Instruction Sheet
D/4/S	Dagenham 4 speed transmission	I.W.W.G.	Intermittent windshield wiper governor
D.C.	double contact		
D/D	dual displacement	K.D.	shipped in disassembled form
D/D	direct drive	K.M.P.H.	kilometers per hour
D/E	dual exhaust		
defl.	deflector	L	liter
dia.	diameter	lb.	pound
diff.	differential	l/compt.	luggage compartment
disp.	displacement	L/D	light duty
dist.	distributor	L.H.	left hand
D/R	dual range transmission	lic.	license
D.S.O.	domestic special order	L/N	Leece Neville
		LPG	propane fueled
		L.P.O.	Limited Production Option

ABBREVIATIONS

M	1000 (pounds)	s/compt.	storage compartment
max.	maximum	S/E	single exhaust or special economy
M/D	medium duty	sec.	secondary
med.	medium	Ser.	serial
mldg.	moulding	s/member	side member
mm	millimeter	spec.	special
m.p.h.	miles per hour	speedo.	speedometer
		spg.	spring
M/S	manual steering		
M/T	manual transmission	sq.	square
mtd.	mounted	sq. hd.	square head
mtg.	mounting	S/R	side rail
mtr.	motor	std.	standard
		strg.	steering
Nags. No.	National Automotive Glass Society number	suppt.	support
No.	number	susp.	suspension
N.P.G.	New Process Gear	S/X/C	super extra cooling
N.P.T.F.	national pipe thread fine		
N.R.	not replaced	tach.	tachometer
N.S.	not serviced	T/C	turbocharger
		T/E	thermactor emission control system
O.D.	outside diameter	temp.	temperature
O/D	overdrive	t/gate	tailgate
O.E.	original equipment	thd.	thread
O/S	oversize	T/M	transmatic
oz.	ounce	trans.	transmission
		Trans./ign.	transistorized ignition
P/B	power brake	Trans./reg.	transistorized regulator
pcs.	pieces	T.S.L.	Truck Specification List
P.F.	premium fuel	T/T	tractor-trailer
pri.	primary		
P/S	power steering	UBS	uniform bearing stress
P.T.O.	power-take-off	u/joint	universal joint
		univ.	universal
qt.	quart	U/S	undersize
qty.	quantity		
		vac.	vacuum
rad.	radiator		
r/b	replaced by	w/	with
R/D	regular duty	W/4/S	Warner 4 speed transmission
rd.	round	W/B	wheelbase
recirc.	recirculating	w/o	without
reinf.	reinforcement	W/S	windshield
Repl.	replaced	w/strip	weatherstrip
req'd.	required	WTA	Water to air
resvr.	reservoir	X/C	extra cooling
R.F.	regular fuel		
R/G	ring gear	2/B	2 Barrel
R.H.	right hand	2/W/D	2 wheel drive
R.P.M.	revolutions per minute	3/M/T	3 speed manual transmission
rr	rear	4/B	4 barrel
R/R	Road Ranger	4/M/T	4 speed manual transmission
r/wheels	rear wheels	4/W/D	4 wheel drive
S/C	standard cooling	4 x 2	2 wheel drive
S.C.	single contact	4 x 4	4 wheel drive

1990/
TRUCK SERIES 600/900

INCHES and MILLIMETERS CONVERSION CHART

MILLIMETERS TO DECIMAL (inches) EQUIVALENT

MM = DECIMAL (Inches)	MM = DECIMAL (Inches)	MM = DECIMAL (Inches)	MM = DECIMAL (Inches)	MM = DECIMAL (Inches)	MM = DECIMAL (Inches)	MM = DECIMAL (Inches)	MM = DECIMAL (Inches)	MM = DECIMAL (Inches)	MM = DECIMAL (Inches)		
1	.039	21	.827	41	1.614	61	2.402	81	3.189	125	4.921
2	.079	22	.866	42	1.654	62	2.441	82	3.228	150	5.906
3	.118	23	.906	43	1.693	63	2.480	83	3.268	175	6.890
4	.157	24	.945	44	1.732	64	2.520	84	3.307		
5	.197	25	.984	45	1.772	65	2.559	85	3.346		
6	.236	26	1.024	46	1.811	66	2.598	86	3.386	200	7.874
7	.276	27	1.063	47	1.850	67	2.638	87	3.425	225	8.858
8	.315	28	1.102	48	1.890	68	2.677	88	3.465	250	9.843
9	.354	29	1.142	49	1.929	69	2.717	89	3.504	275	10.827
10	.394	30	1.181	50	1.969	70	2.756	90	3.543		
11	.433	31	1.220	51	2.008	71	2.795	91	3.583	300	11.811
12	.472	32	1.260	52	2.047	72	2.835	92	3.622	325	12.795
13	.512	33	1.299	53	2.087	73	2.874	93	3.661	350	13.780
14	.551	34	1.339	54	2.126	74	2.913	94	3.701	375	14.764
15	.591	35	1.378	55	2.165	75	2.953	95	3.740		
16	.630	36	1.417	56	2.205	76	2.992	96	3.780	400	15.748
17	.669	37	1.457	57	2.244	77	3.031	97	3.819		
18	.709	38	1.496	58	2.283	78	3.071	98	3.858		
19	.748	39	1.535	59	2.323	79	3.110	99	3.898		
20	.787	40	1.575	60	2.362	80	3.150	100	3.937		

DECIMAL (inches) TO METRIC EQUIVALENT

DECIMAL (Inches) = MM	DECIMAL (Inches) = MM	DECIMAL (Inches) = MM	DECIMAL (Inches) = MM	DECIMAL (Inches) = MM	DECIMAL (Inches) = MM						
.001	.025	.120	3.048	.320	8.128	.520	13.208	.720	18.288	.920	23.368
.002	.051	.130	3.302	.330	8.382	.530	13.462	.730	18.542	.930	23.622
.003	.076	.140	3.556	.340	8.636	.540	13.716	.740	18.796	.940	23.876
.004	.102	.150	3.810	.350	8.890	.550	13.970	.750	19.050	.950	24.130
.005	.127	.160	4.064	.360	9.144	.560	14.224	.760	19.304	.960	24.384
.006	.152	.170	4.318	.370	9.398	.570	14.478	.770	19.558	.970	24.638
.007	.178	.180	4.572	.380	9.652	.580	14.732	.780	19.812	.980	24.892
.008	.203	.190	4.826	.390	9.906	.590	14.986	.790	20.066	.990	25.146
.009	.229	.200	5.080	.400	10.160	.600	15.240	.800	20.320		
.010	.254	.210	5.334	.410	10.414	.610	15.494	.810	20.574	1.000	25.400
.020	.508	.220	5.588	.420	10.668	.620	15.748	.820	20.828	2.000	50.800
.030	.762	.230	5.842	.430	10.922	.630	16.002	.830	21.082	3.000	76.200
.040	1.016	.240	6.096	.440	11.176	.640	16.256	.840	21.336	4.000	101.600
.050	1.270	.250	6.350	.450	11.430	.650	16.510	.850	21.590	5.000	127.000
.060	1.524	.260	6.604	.460	11.684	.660	16.764	.860	21.844	10.000	254.000
.070	1.778	.270	6.858	.470	11.938	.670	17.018	.870	22.098	15.000	381.000
.080	2.032	.280	7.112	.480	12.192	.680	17.272	.880	22.352	20.000	508.000
.090	2.286	.290	7.366	.490	12.446	.690	17.526	.890	22.606	25.000	635.000
.100	2.540	.300	7.620	.500	12.700	.700	17.780	.900	22.860	50.000	1270.000
.110	2.794	.310	7.874	.510	12.954	.710	18.034	.910	23.114	100.000	2540.000

INCHES and MILLIMETERS CONVERSION CHART – continued

FRACTIONS (inches) TO DECIMALS (inches) and METRIC EQUIVALENTS				
FRACTION (Inches)	=	DECIMAL (Inches)	=	MM
		1/64	.016	.397
	1/32		.031	.794
		3/64	.047	1.191
1/16			.063	1.588
		5/64	.078	1.984
	3/32		.094	2.381
		7/64	.109	2.778
			.125	3.175
1/8		9/64	.141	3.572
	5/32		.156	3.969
		11/64	.172	4.366
3/16			.188	4.763
		13/64	.203	5.159
	7/32		.219	5.556
		15/64	.234	5.953
			.250	6.350
1/4		17/64	.266	6.747
	9/32		.281	7.144
		19/64	.297	7.541
5/16			.313	7.938
		21/64	.328	8.334
	11/32		.344	8.731
		23/64	.359	9.128
			.375	9.525
3/8		25/64	.391	9.922
	13/32		.406	10.319
		27/64	.422	10.716
7/16			.438	11.113
		29/64	.453	11.509
	15/32		.469	11.906
		31/64	.484	12.303
			.500	12.700
1/2		33/64	.516	13.097
	17/32		.531	13.494
		35/64	.547	13.891
9/16			.563	14.288
		37/64	.578	14.684
	19/32		.594	15.081
		39/64	.609	15.478
			.625	15.875
5/8		41/64	.641	16.272
	21/32		.656	16.669
		43/64	.672	17.066
	11/16		.687	17.463
		45/64	.703	17.859
	23/32		.719	18.256
		47/64	.734	18.653
			.750	19.050
3/4		49/64	.766	19.447
	25/32		.781	19.844
		51/64	.797	20.241
	13/16		.813	20.638
		53/64	.828	21.034
	27/32		.844	21.431
		55/64	.859	21.828
			.875	22.225
7/8		57/64	.891	22.622
	29/32		.906	23.019
		59/64	.922	23.416
15/16			.938	23.813
		61/64	.953	24.209
	31/32		.969	24.606
		63/64	.984	25.003
			1.000	25.400
1			2.000	50.800
2			3.000	76.200
3			4.000	101.600
4			5.000	127.000
5			10.000	254.000
10			15.000	381.000
15			20.000	508.000
20			25.000	635.000
25			50.000	1270.000
50			100.000	2540.000
100				

1990/ TRUCK SERIES 600/900

CERTIFICATION LABEL – TYPICAL

Installed in the following locations:

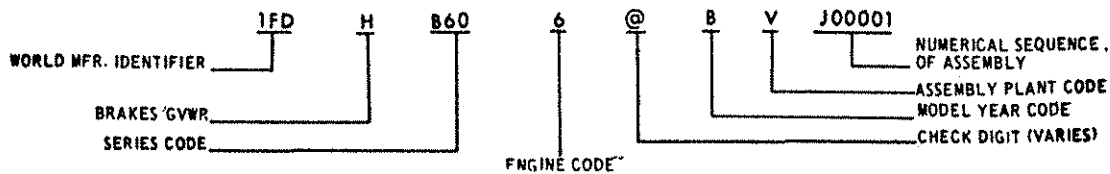
B600/750 ----- Engine side of fire wall
 C-CT600/900,CL-CLT900,F-L-LN-LNT-LT-LTS600/900(81) ----- Latch face of left front door
 HL3 Cargo ----- Front left hand cab pillar

The Certification Label includes:

1. Vehicle Identification Number (first line).
 1990/ number has 17 digits and identifies the World Manufacturer Identifier Code, Brakes/GVWR, Series, Engine, Model Year, Assembly Plant and Numerical Sequence of Assembly.
2. Miscellaneous Vehicle Data (second line) consisting of Wheelbase and Codes which identify Color of Exterior Paint, Model, Trim Body Type, Auxiliary Transmission, Main Transmission, Rear Axle Ratio and Front Axle Capacity.
3. The third line consists of a Code which identifies the District and the D.S.O. number when applicable.

1990

FIRST LINE (1FDH606@BVA00001) CERTIFICATION LABEL



- | | | |
|----------|-----|--|
| "1FD" | --- | Manufactured by Ford Motor Co., U.S.A., as an incomplete vehicle |
| "H" | --- | Hydraulic Brakes, Class G (8501-9000 pounds) |
| "B60" | --- | B600 Series |
| "6" | --- | 6 cyl. 318 (5.2 litre) D.S.O. Detroit Diesel Engine |
| "@" | --- | Check Digit (internal usage) |
| "L" | --- | Model Year 1990 |
| "V" | --- | Assembly Plant – Kentucky Truck Plant |
| "J00001" | --- | First Unit Built |

CERTIFICATION LABEL - TYPICAL - Cont'd

INCOMPLETE VEHICLE MANUFACTURED BY					P-16186
GVWR: VEHICLE IDENTIFICATION NUMBER T80AVGA5000 (1980) IFDHB606@BVJ00001 (1981)					
EXTERIOR PAINT COLORS 2K					DSO 48
WB 150	TYPE-GVW T811	BODY BB8	TRANS CCA	AXLE CGM	FOTA-18173-AA

(EXCEPT BRASIL)

SECOND and THIRD LINES (2K 150 T811 BB8 CCA GCM 48) MISCELLANEOUS VEHICLE DATA

	2K	150	T811	BB	8	C	CA	CG	M	48	
BODY COLOR CODE	WHEELBASE		MODEL CODE	TRIM CODE		BODY TYPE CODE		MAIN TRANSMISSION CODE		AUXILIARY TRANSMISSION CODE	DISTRICT CODE
"2K"	---		Candyapple Red	---		---		---		---	D.S.O. NUMBER
"150"	---		150" Wheelbase	---		---		---		---	FRONT AXLE CODE
"T811"	---		LT800 Unit with necessary equipment to rate the given G.V.W.	---		---		---		---	REAR AXLE RATIO CODE
*	---		Since 1986, the GVW has been expanded to a three character code.	---		---		---		---	
	---		The code will be assigned in increments of 100-pounds.	---		---		---		---	
"BB"	---		Blue H.D. vinyl bench seat - Chassis Cab Steel	---		---		---		---	
	---		(Refer to appropriate Soft Trim Section for complete instructions and Trim Cost Listing).	---		---		---		---	
"8"	---		Conventional Cab	---		---		---		---	
"C"	---		3 Speed Dana (Spicer) French Label-7231-D P.T.O.	---		---		---		---	
	---		When applicable the Auxiliary Transmission Code will be shown to the left of the Main Transmission Code.	---		---		---		---	
"CA"	---		5 Speed Clark -- 280	---		---		---		---	
"CG"	---		Rear Axle Ratio of 4.88 and a capacity of 23M (Eaton No. 23121)	---		---		---		---	
"M"	---		7M Front Axle with power steering	---		---		---		---	
"48"	---		Detroit District	---		---		---		---	



FORD BRASIL S.A.

AVENIDA HENRY FORD, 1787-SAO PAULO-CAPITAL
C.G.C. 33.160.839/0031-61-INDUSTRIA BRASILEIRA

INCOMPLETE VEHICLE MANUFACTURED BY
FORD BRASIL S.A. IN BRAZIL. DATE:

GVWR: LBS. kg
FAWR: LBS. kg
RAWR: LBS. kg
VEHICLE IDENTIFICATION No.

EXTERIOR PAINT COLORS 9E					*	DISTRICT
WB 153	TYPE-GVW H60	BODY *	TRANS *	AXLE *		

85HB-18173-BA

(BRASIL) ONLY

GVWR: Gross Vehicle Weight Rate 26,500 lbs-12,000 kg
FAWR: Front Axle Weight Rate 9,000 lbs-4,082 kg
RAWR: Rear axle weight rate 17,500 lbs-7,900 kg

"9E"	---	Diamond white
*	---	District Code to follow in subsequent change
WB	---	153" Wheelbase
H60	---	CF600 Vehicle model
*	---	Body Code to follow in subsequent change
*	---	Trans Code to follow in subsequent change
*	---	Axle Code to follow in subsequent change

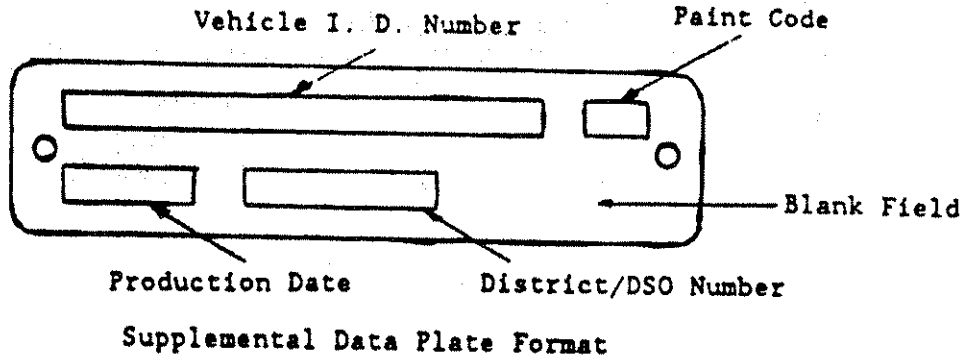
1990/
TRUCK SERIES 600/900

Supplemental Data Plate – F, B, C, L, CL Series

A supplemental data plate is being installed on the body B-pillar below the striker pin on F, C, L, and CL models. On F-Cowl and B models the supplemental data plate is being installed on the dash panel above the ashtray.

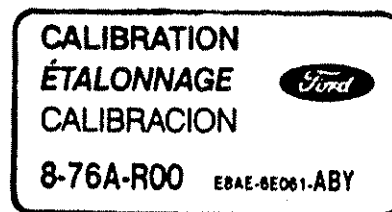
The blank field is being provided for the dealer to stamp the in-service date or any other information desired by the dealer.

The supplemental data plate will be installed on all vehicles from K.T.P. starting on 8/27/87.



1990/ CALIBRATION PARTS LIST LABEL

A NEW CALIBRATION LABEL HAS BEEN DESIGNED. THIS LABEL LISTS ONLY THE CALIBRATION NUMBER AND IS LOCATED ON THE DRIVERS DOOR OR DOOR POST. (LOCATION WILL VARY WITH EACH VEHICLE). SEE LABEL EXAMPLE FIGURE 1.



**1990/
TRUCK SERIES 600/900**

1990 VEHICLE IDENTIFICATION NUMBER 1FD HB606@BVJ00001

THE FIRST 3 DIGITS OF THE VEHICLE IDENTIFICATION
NUMBER INDICATE THE WORLD MANUFACTURER IDENTIFIER

FORD MOTOR COMPANY WORLD MANUFACTURER IDENTIFIER-TRUCKS

CODE	MANUFACTURER	MAKE	TYPE
CERTIFICATION LABEL - TYPICAL			
1 F M	Ford Motor Company, USA	Ford	MPV
1 F T	Ford Motor Company, USA	Ford	Truck (Complete Vehicle)
1 F D	Ford Motor Company, USA	Ford	Incomplete Vehicle
1 F C	Ford Motor Company, USA	Ford	Truck Stripped Chassis
1 M H	Ford Motor Company, USA	Mercury	Incomplete Vehicle
1 F B	Ford Motor Company, USA	Ford	Bus
2 F M	Ford Motor Company of Canada, Ltd.	Ford	MPV
2 F T	Ford Motor Company of Canada, Ltd.	Ford	Truck (Complete Vehicle)
2 F D	Ford Motor Company of Canada, Ltd.	Ford	Incomplete Vehicle
2 F C	Ford Motor Company of Canada, Ltd.	Ford	Truck Stripped Chassis
2 M H	Ford Motor Company of Canada, Ltd.	Mercury	Incomplete Vehicle
2 F B	Ford Motor Company of Canada, Ltd.	Ford	Bus
J C 2	Toyo Kogyo Company, Ltd., Japan	Ford	Truck (Complete Vehicle) (Imported Courier)
J C 4	Toyo Kogyo Company, Ltd., Japan	Ford	Incomplete Vehicle (Imported Courier)
1 F F	Ford Motor Company, USA	Ford	Motor Vehicle Equipment without Engine/Powertrain (Glider)
2 F F	Ford Motor Company of Canada, Ltd.	Ford	Motor Vehicle Equipment without Engine/Powertrain (Glider)
3FC	Ford Motor Company S.A. de C.V. (Mexico)	Ford	Truck stripped chassis
9 B F	Ford Motor Company, Brasil	Ford	Truck (incomplete vehicle) HL3 Cargo

1990 VEHICLE IDENTIFICATION NUMBER 1FD H B606@BVJ00001

THE FOURTH DIGIT OF THE VEHICLE IDENTIFICATION
NUMBER INDICATES BRAKE SYSTEM AND GVWR CLASS.

GVWR CLASS FOR TRUCKS, BUSES and INCOMPLETE VEHICLES (EXCEPT BRASIL)

Hydraulic Brake System and		Air Brake System and	
VIN CODE	GVWR CLASS	VIN CODE	GVWR CLASS
A	Class A—Not greater than 3,000 pounds	T	Class 3—10,001-14,000 pounds
B	Class B—3,001-4,000 pounds		
C	Class C—4,001-5,000 pounds	U	Class 4—14,001-16,000 pounds
D	Class D—5,001-6,000 pounds		
E	Class E—6,001-7,000 pounds	V	Class 5—16,001-19,500 pounds
F	Class F—7,001-8,000 pounds		
G	Class G—8,001-8,500 pounds	W	Class 6—19,501-26,000 pounds
H	Class G—8,501-9,000 pounds		
J	Class H—9,001-10,000 pounds	X	Class 7—26,001-33,000 pounds
K	Class 3—10,001-14,000 pounds		
L	Class 4—14,001-16,000 pounds	Y	Class 8—33,001-55,000 pounds
M	Class 5—16,001-19,500 pounds		
N	Class 6—19,501-26,000 pounds	Z	Class 8—55,001 pounds and over
P	Class 7—26,001-33,000 pounds		
R	Class 8—33,001-55,000 pounds		
S	Class 8—55,001 pounds and over		

GVWR CLASS FOR TRUCKS and INCOMPLETE VEHICLES (BRASIL)

Hydraulic Brake System and		Air Brake System and	
VIN CODE	GVWR CLASS	VIN CODE	GVWR CLASS
N	Type AOH 11.4-26,500 pounds	W	Type AIR 11.4-26,500 pounds
P	Type AOH 13.4-29,500 pounds	X	Type AIR 13.4-29,500 pounds

JULY, 1989

COPYRIGHT • 1989

FORD MOTOR
COMPANY

DEARBORN, MICHIGAN

NEW ISSUE

1990/ TRUCK SERIES 600/900

1990/ VEHICLE IDENTIFICATION NUMBER 1FDHB606@BVJ00001

THE TENTH DIGIT OF THE VEHICLE IDENTIFICATION
NUMBER INDICATES THE VEHICLE MODEL YEAR.

VEHICLE MODEL YEAR

VIN CODE	YEAR	VIN CODE	YEAR	VIN CODE	YEAR	VIN CODE	YEAR
A	1980	J	1988	T	1996	4	2004
B	1981	K	1989	V	1997	5	2005
C	1982	L	1990	W	1998	6	2006
D	1983	M	1991	X	1999	7	2007
E	1984	N	1992	Y	2000	8	2008
F	1985	P	1993	1	2001	9	2009
G	1986	R	1994	2	2002	A	2010
H	1987	S	1995	3	2003	B	2011
						C	2012

CERTIFICATION LABEL

SERIES CODES 1990

VEHICLE IDENTIFICATION NUMBER 1FDH B60 6@BVJ00001

THE FIFTH, SIXTH AND SEVENTH DIGITS OF THE VEHICLE
IDENTIFICATION NUMBER INDICATE THE TRUCK SERIES

THE FOLLOWING CHART LISTS THESE CODES AND THE TRUCK MODEL WHICH THEY REPRESENT.

SERIES CODE	YEAR	DESCRIPTION	G.V.W. RATING	◇ CATALOGED AS	SERIES CODE	YEAR	DESCRIPTION	G.V.W. RATING	◇ CATALOGED AS
-------------	------	-------------	---------------	----------------	-------------	------	-------------	---------------	----------------

CERTIFICATION LABEL

- For G.V.W. and related information check Model Code (shown on Certification Label) against Model Codes beginning on Page 27
 - ◇ The designation "gas" or "diesel" will be shown only when necessary to clarify differences in application on similar items for which unique part numbers are required. Δ Domestic Special Order - refer to page 14 for complete explanation.
- For example: unique to gas—LN900 -- gas unique to diesel—LN900 -- diesel, common to gas and diesel—LN900

A90	90		●	LTL900 -- diesel	H70	90	Cargo	●	CF700--diesel
B60	90		●	B600 -- gas	H80	90	Non sleeper	●	CT800 -- diesel
B70	90		●	B700 -- gas	H81	90	Cargo	●	CF800 -- diesel
D80	90		●	C800 -- diesel	H85	90	Cargo	●	CFT800
D84	90	Non sleeper	●	C800 -- diesel	J65	90	Cowl model	●	B600 -- diesel
F53	1990	Recreation vehicle (motor home)		F53--stripped chassis	J75	90	Cowl model	●	B700 -- diesel
F59	1990	Commercial vehicle		F59--stripped chassis	K64	90	Cab model	●	F600 -- diesel
F60	90	2 wheel drive	●	F600 -- 2/W/D and gas	K65	90	Cowl model	●	F600 -- diesel
F61	90	2 wheel drive--Cowl	●	F600 -- 2/W/D and gas	K74	90	Cab model	●	F700 -- diesel
F70	90		●	F700 -- gas	K75	90	Cowl model	●	F700 -- diesel
F71	90		●	F700 -- gas	K77	90	w/4 x 4 option	●	F700 -- diesel
F77	90	w/4 x 4 option	●	F700 -- gas	K80	90		●	L800 -- diesel
F82	90		●	F800 -- gas	K82	90		●	L800 -- diesel
F83	90	Cowl	●	F800 -- gas	K84	90	Cab model	●	F800 -- diesel
G80	90		●	FT800 -- gas	K85	90	Cowl model	●	F800 -- diesel
H60	90	Cargo	●	CF600--diesel	K90	90		●	L900 -- diesel
					L90	90	Conventional	●	FT900 -- diesel
					R72	90		●	LN700 -- diesel
					R80	90		●	LN800 -- diesel
					R82	90		●	LN800 -- diesel
					R90	90		●	LN900 -- diesel

1990/ TRUCK SERIES 600/900

SERIES CODE	YEAR	DESCRIPTION	G.V.W. RATING	◇ CATALOGED AS	SERIES CODE	YEAR	DESCRIPTION	G.V.W. RATING	◇ CATALOGED AS
-------------	------	-------------	---------------	----------------	-------------	------	-------------	---------------	----------------

CERTIFICATION LABEL — Cont'd

- For G.V.W. and related information check Model Code (shown on Certification Label) against Model Codes beginning on Page 27
 - ◇ The designation "gas" or "diesel" will be shown only when necessary to clarify differences in application on similar items for which unique part numbers are required. Δ Domestic Special Order—refer to page 14 for complete explanation.
- For example: unique to gas—LN900 -- gas, unique to diesel—LN900 -- diesel, common to gas and diesel—LN900

S80	90		●	LS800 -- diesel	X91	90	Sleeper	●	CLT900 -- diesel
S82	90		●	LS800 -- diesel	X96	90	Non sleeper	●	CLT900 -- diesel
S90	90		●	LS900 -- diesel	X98	90	Sleeper	●	CLT900 -- diesel
S91					Y80	90		●	LTS800 -- diesel
S95	90	Set back (Aeromax)	●	LA900 -- diesel	Y82	90		●	LTS -- diesel
U80	90		●	LT800 -- diesel	Y90	90		●	LTS900 -- diesel
U82	90		●	LT800 -- diesel	Y95	90	Set back (Aeromax)	●	LTA900 -- diesel
U90	90		●	LT900 -- diesel	Z91	90	Sleeper	●	D.S.O. Δ
V90	90		●	LL900 -- diesel					CL900 -- diesel
W80	90		●	LNT800 -- diesel	Z96	90	Non sleeper	●	CL900 -- diesel
W82	90		●	LNT800 -- diesel	Z98	90	Sleeper	●	CL900 -- diesel
W90	90		●	LNT900 -- diesel					

1990/ TRUCK SERIES 600/900

WHEELBASE

THE ACTUAL WHEELBASE IN INCHES IS SHOWN ON THE CERTIFICATION LABEL.

GVWR:
VEHICLE IDENTIFICATION NUMBER T80AVGA

EXTERIOR PAINT COLORS 2K

WB 150	TYPE-GVW T811	BODY BB8	TRANS CCA
-----------	------------------	-------------	--------------

CERTIFICATION LABEL SHOWN

CERTIFICATION LABEL

MODEL CODES AND GROSS VEHICLE WEIGHT

THE MODEL CODE INDICATES THE TRUCK SERIES AND THE CORRESPONDING G.V.W. RATING. TRUCKS BUILT IN BRASIL ONLY-USE A 3 DIGIT SERIES CODE, EXC. H60
THE FOLLOWING CHART LISTS THESE CODES AND THE TRUCK MODEL AND G.V.W. RATING WHICH THEY REPRESENT.

GVWR:
VEHICLE IDENTIFICATION NUMBER T80AVGA

EXTERIOR PAINT COLORS 2K

WB 150	TYPE-GVW T811	BODY BB8	TRANS CCA
-----------	------------------	-------------	--------------

CERTIFICATION LABEL SHOWN

SERIES CODE	YEAR	DESCRIPTION	G.V.W. RATING	◇ CATALOGED AS	SERIES CODE	YEAR	DESCRIPTION	G.V.W. RATING	◇ CATALOGED AS
-------------	------	-------------	---------------	----------------	-------------	------	-------------	---------------	----------------

CERTIFICATION LABEL — Cont'd

◇The designation "gas" or "diesel" will be shown only when necessary to clarify differences in application or similar items for which unique part numbers are required.

For example: unique to gas-LN900 -- gas, unique to diesel-LN900 -- diesel, common to gas and diesel-LN900

A900	90		44800	LTL900 -- diesel	A988	90		60000	LTL900 -- diesel
A901	90		46000	LTL900 -- diesel	B600	90		18400	B600 -- gas
A902	90		48000	LTL900 -- diesel	B601	90		19000	B600 -- gas
A903	90		50000	LTL900 -- diesel	B602	90		20200	B600 -- gas
A904	90		50000	LTL900 -- diesel	B603	90		21000	B600 -- gas
A905	90		52000	LTL900 -- diesel	B606	90		22100	B600 -- gas
A906	90		54000	LTL900 -- diesel	B609	90		22200	B600 -- gas
A907	90		58000	LTL900 -- diesel	B60A	90		23000	B600 -- gas
A908	90		60000	LTL900 -- diesel	B60B	90		24100	B600 -- gas
A920	90		44800	LTL900 -- diesel	B60C	90		25500	B600 -- gas
A921	90		46000	LTL900 -- diesel	B705	90		25100	B700 -- gas
A922	90		48000	LTL900 -- diesel	B709	90		26500	B700 -- gas
A923	90		50000	LTL900 -- diesel	B70A	90		27000	B700 -- gas
A924	90		50000	LTL900 -- diesel	B70B	90		27200	B700 -- gas
A925	90		52000	LTL900 -- diesel	B70C	90		27500	B700 -- gas
A926	90		54000	LTL900 -- diesel	B70D	90		24100	B700 -- gas
A927	90		58000	LTL900 -- diesel	B70E	90		25500	B700 -- gas
A928	90		60000	LTL900 -- diesel	B70F	90		26000	B700 -- gas
A980	90		44800	LTL900 -- diesel	B70G	90		26200	B700 -- gas
A981	90		46000	LTL900 -- diesel	C602	90		17000	C600 -- gas
A982	90		48000	LTL900 -- diesel	C603	90		21200	C600 -- gas
A983	90		50000	LTL900 -- diesel	C604	90		23000	C600 -- gas
A984	90		50000	LTL900 -- diesel	C605	90		24000	C600 -- gas
A985	90		52000	LTL900 -- diesel	C700	90		21000	C700 -- gas
A986	90		54000	LTL900 -- diesel	C701	90		23000	C700 -- gas
A987	90		58000	LTL900 -- diesel	C702	90		24000	C700 -- gas

1990/
TRUCK SERIES 600/900

SERIES CODE	YEAR	DESCRIPTION	G.V.W. RATING	◇ CATALOGED AS	SERIES CODE	YEAR	DESCRIPTION	G.V.W. RATING	◇ CATALOGED AS
-------------	------	-------------	---------------	----------------	-------------	------	-------------	---------------	----------------

CERTIFICATION LABEL — Cont'd

◇The designation "gas" or "diesel" will be shown only when necessary to clarify differences in application on similar items for which unique part numbers are required.

For example: unique to gas-LN900 -- gas, unique to diesel-LN900 -- diesel, common to gas and diesel-LN900

C703	90		25000	C700 -- gas	F615	90		20500	F600 -- gas
C704	90		25500	C700 -- gas	F616	90		21200	F600 -- gas
C705	90		27000	C700 -- gas	F617	90		21200	F600 -- gas
C706	90		27500	C700 -- gas	F618	90		21600	F600 -- gas
C802	90		27500	C800 -- gas	F619	90		22000	F600 -- gas
C803	90		31000	C800 -- gas	F61A	90		22400	F600 -- gas
C804	90		34000	C800 -- gas	F61B	90		23100	F600 -- gas
C807	90		25100	C800 -- gas	F61C	90		24500	F600 -- gas
D642	90		17000	C600 -- diesel	F700	90		21200	F700 -- gas
D643	90		21200	C600 -- diesel	F701	90		23100	F700 -- gas
D644	90		23000	C600 -- diesel	F702	90		24500	F700 -- gas
D645	90		24000	C600 -- diesel	F703	90		25000	F700 -- gas
D700	90		21000	C700 -- diesel	F704	90		25100	F700 -- gas
D701	90		23000	C700 -- diesel	F705	90		25500	F700 -- gas
D702	90		24000	C700 -- diesel	F706	90		26500	F700 -- gas
D703	90		25000	C700 -- diesel	F707	90		27000	F700 -- gas
D704	90		25500	C700 -- diesel	F708	90		27500	F700 -- gas
D705	90		27000	C700 -- diesel	F710	90		21200	F700 -- gas
D706	90		27500	C700 -- diesel	F711	90		23100	F700 -- gas
D740	90		21000	C700 -- diesel	F712	90		24500	F700 -- gas
D741	90		23000	C700 -- diesel	F713	90		25000	F700 -- gas
D742	90		24000	C700 -- diesel	F714	90		25100	F700 -- gas
D743	90		25000	C700 -- diesel	F715	90		25500	F700 -- gas
D744	90		25500	C700 -- diesel	F716	90		26500	F700 -- gas
D745	90		27000	C700 -- diesel	F717	90		27000	F700 -- gas
D746	90		27500	C700 -- diesel	F718	90		27500	F700 -- gas
D800	90		25100	C800 -- diesel	F770	90	4 x 4	21200	F700 -- gas
D801	90		27500	C800 -- diesel	F771	90	4 x 4	23100	F700 -- gas
D802	90		32000	C800 -- diesel	F800	90		23000	L800 -- gas
D803	90		35000	C800 -- diesel	F801	90		25000	L800 -- gas
D804	90		37000	C800 -- diesel	F803	90		25500	L800 -- gas
D805	90		39000	C800 -- diesel	F804	90		27000	L800 -- gas
D842	90		27500	C800 -- diesel	F805	90		27500	L800 -- gas
D843	90		31000	C800 -- diesel	F806	90		29000	L800 -- gas
D844	90		34000	C800 -- diesel	F807	90		31000	L800 -- gas
D847	90		25100	C800 -- diesel	F808	90		31800	L800 -- gas
F600	90		16500	F600 -- gas	F809	90		32000	L800 -- gas
F602	90		18500	F600 -- gas	F80A	90		34000	L800 -- gas
F603	90		19700	F600 -- gas	F80B	90		35000	L800 -- gas
F604	90		20400	F600 -- gas	F820	90		23100	F800 -- gas
F605	90		20500	F600 -- gas	F821	90		25000	F800 -- gas
F606	90		21200	F600 -- gas	F822	90		25100	F800 -- gas
F607	90		21200	F600 -- gas	F823	90		25500	F800 -- gas
F608	90		21600	F600 -- gas	F825	90		27000	F800 -- gas
F609	90		22000	F600 -- gas	F826	90		27500	F800 -- gas
F60A	90		22400	F600 -- gas	F82D	90		31000	F800 -- gas
F60B	90		23100	F600 -- gas	F830	90		23100	F800 -- gas
F60C	90		24500	F600 -- gas	F831	90		25000	F800 -- gas
F610	90		16500	F600 -- gas	F832	90		25100	F800 -- gas
F611	90		17900	F600 -- gas	F833	90		25500	F800 -- gas
F612	90		18500	F600 -- gas	F835	90		27000	F800 -- gas
F613	90		19700	F600 -- gas	F836	90		27500	F800 -- gas
					F83D	90		31000	F800 -- gas
					G802	90		44800	FT800 -- gas
					G803	90		46000	FT800 -- gas

1990/ TRUCK SERIES 600/900

GENERAL INFORMATION 29

SERIES CODE	YEAR	DESCRIPTION	G.V.W. RATING	◇ CATALOGED AS	SERIES CODE	YEAR	DESCRIPTION	G.V.W. RATING	◇ CATALOGED AS
CERTIFICATION LABEL — Cont'd									
◇The designation "gas" or "diesel" will be shown only when necessary to clarify differences in application on similar items for which unique part numbers are required.									
For example: unique to gas-LN900 -- gas, unique to diesel-LN900 -- diesel, common to gas and diesel-LN900									
G804	90		50000	FT800 -- gas	K653	90		19700	F600 -- gas
H60	90	Cargo	26500	CF600 -- diesel	K654	90		20400	F600 -- gas
H70	90	Cargo	29500	CF700 -- diesel	K655	90		20500	F600 -- gas
H81	90	Cargo		CF800 -- diesel	K656	90		21200	F600 -- gas
H85	90	Cargo		CFT800 -- diesel	K657	90		21200	F600 -- gas
H801	90		42860	CT800 -- diesel	K658	90		21600	F600 -- gas
H802	90		44000	CT800 -- diesel	K659	90		22000	F600 -- gas
H803	90		45000	CT800 -- diesel	K65A	90		22400	F600 -- gas
H804	90		46000	CT800 -- diesel	K65B	90		23100	F600 -- gas
H805	90		48000	CT800 -- diesel	K65C	90		24500	F600 -- gas
H806	90		50000	CT800 -- diesel	K700	90		21200	F700 -- diesel
H807	90		50000	CT800 -- diesel	K701	90		23100	F700 -- diesel
H808	90		51000	CT800 -- diesel	K703	90		25000	F700 -- diesel
H809	90		52000	CT800 -- diesel	K704	90		25100	F700 -- diesel
H80A	90		52000	CT800 -- diesel	K705	90		25500	F700 -- diesel
H80B	90		54000	CT800 -- diesel	K707	90		27000	F700 -- diesel
H80C	90		55000	CT800 -- diesel	K710	90		21200	F700 -- diesel
H80D	90		56000	CT800 -- diesel	K711	90		23100	F700 -- diesel
J640	90		18400	B600 -- diesel	K712	90		24500	F700 -- diesel
J641	90		19000	B600 -- diesel	K713	90		25000	F700 -- diesel
J642	90		20200	B600 -- diesel	K714	90		25100	F700 -- diesel
J643	90		21000	B600 -- diesel	K715	90		25500	F700 -- diesel
J646	90		22100	B600 -- diesel	K716	90		26500	F700 -- diesel
J649	90		22200	B600 -- diesel	K717	90		27000	F700 -- diesel
J64A	90		23000	B600 -- diesel	K720	90		21200	F700 -- diesel
J64B	90		24100	B600 -- diesel	K721	90	4 x 4	23100	F700 -- diesel
J64C	90		25500	B600 -- diesel	K740	90		21200	F700 -- diesel
J700	90		24100	B700 -- diesel	K741	90		23100	F700 -- diesel
J701	90		25100	B700 -- diesel	K742	90		24500	F700 -- diesel
J708	90		27500	B700 -- diesel	K743	90		25000	F700 -- diesel
J745	90		25100	B700 -- diesel	K744	90		25100	F700 -- diesel
J749	90		26500	B700 -- diesel	K745	90		25500	F700 -- diesel
J74A	90		27000	B700 -- diesel	K746	90		26500	F700 -- diesel
J74B	90		27200	B700 -- diesel	K747	90		27000	F700 -- diesel
J74C	90		27500	B700 -- diesel	K748	90		27500	F700 -- diesel
J74D	90		24100	B700 -- diesel	K750	90		21200	F700 -- diesel
J74E	90		25500	B700 -- diesel	K751	90		23100	F700 -- diesel
J74F	90		26000	B700 -- diesel	K752	90		24500	F700 -- diesel
J74G	90		26200	B700 -- diesel	K753	90		25000	F700 -- diesel
K640	90		16500	F600 -- diesel	K754	90		25100	F700 -- diesel
K641	90		17900	F600 -- diesel	K755	90		25500	F700 -- diesel
K642	90		18500	F600 -- diesel	K756	90		26500	F700 -- diesel
K643	90		19700	F600 -- diesel	K757	90		27000	F700 -- diesel
K644	90		20400	F600 -- diesel	K758	90		27500	F700 -- diesel
K645	90		20500	F600 -- diesel	K770	90	4 x 4	21200	F700 -- gas
K646	90		21200	F600 -- diesel	K771	90	4 x 4	23100	F700 -- gas
K647	90		21200	F600 -- diesel	K800	90		23100	L800 -- diesel
K648	90		21600	F600 -- diesel	K801	90		25500	L800 -- diesel
K649	90		22000	F600 -- diesel	K802	90		27500	L800 -- diesel
K64A	90		22400	F600 -- diesel	K803	90		31000	L800 -- diesel
K64B	90		23100	F600 -- diesel	K804	90		31800	L800 -- diesel
K64C	90		24500	F600 -- diesel	K805	90		32000	L800 -- diesel
K650	90		16500	F600 -- gas	K806	90		34000	L800 -- diesel
K651	90		17900	F600 -- gas	K807	90		35000	L800 -- diesel
K652	90		18500	F600 -- gas	K840	90		23100	F800 -- diesel

JULY, 1989

COPYRIGHT · 1989

FORD MOTOR

—DEARBORN, MICHIGAN

COMPANY

NEW ISSUE

1990/
TRUCK SERIES 600/900

SERIES CODE	YEAR	DESCRIPTION	G.V.W. RATING	◇ CATALOGED AS	SERIES CODE	YEAR	DESCRIPTION	G.V.W. RATING	◇ CATALOGED AS
CERTIFICATION LABEL — Cont'd									
◇The designation "gas" or "diesel" will be shown only when necessary to clarify differences in application on similar items for which unique part numbers are required.									
For example: unique to gas-LN900 -- gas, unique to diesel-LN900 -- diesel, common to gas and diesel-LN900									
K841	90		25000	F800 -- diesel	R642	90		20500	LN600 -- diesel
K842	90		25100	F800 -- diesel	R643	90		21500	LN600 -- diesel
K843	90		25500	F800 -- diesel	R644	90		22000	LN600 -- diesel
K845	90		27000	F800 -- diesel	R645	90		23000	LN600 -- diesel
K846	90		27500	F800 -- diesel	R646	90		24000	LN600 -- diesel
K84D	90		31000	F800 -- diesel	R700	90		21000	LN700 -- diesel
K850	90		23100	F800 -- diesel	R701	90		23000	LN700 -- diesel
K851	90		25000	F800 -- diesel	R702	90		24000	LN700 -- diesel
K852	90		25100	F800 -- diesel	R703	90		25000	LN700 -- diesel
K853	90		25500	F800 -- diesel	R704	90		25500	LN700 -- diesel
K855	90		27000	F800 -- diesel	R705	90		27000	LN700 -- diesel
K856	90		27500	F800 -- diesel	R706	90		27500	LN700 -- diesel
K858	90		28000	F800 -- diesel	R740	90		21000	LN700 -- diesel
K85D	90		31000	F800 -- diesel	R741	90		23000	LN700 -- diesel
K870	90		23100	F800 -- diesel	R742	90		24000	LN700 -- diesel
K871	90		25000	F800 -- diesel	R743	90		25000	LN700 -- diesel
K872	90		25100	F800 -- diesel	R744	90		25500	LN700 -- diesel
K873	90		25500	F800 -- diesel	R745	90		27000	LN700 -- diesel
K87D	90		31000	F800 -- diesel	R746	90		27500	LN700 -- diesel
K890	90		23100	F800 -- diesel	R800	90		23100	LN800 -- diesel
K891	90		25000	F800 -- diesel	R801	90		25500	LN800 -- diesel
K892	90		25100	F800 -- diesel	R802	90		27500	LN800 -- diesel
K893	90		25500	F800 -- diesel	R803	90		31000	LN800 -- diesel
K89D	90		31000	F800 -- diesel	R804	90		31800	LN800 -- diesel
K900	90		28000	L900 -- diesel	R805	90		32000	LN800 -- diesel
K901	90		31800	L900 -- diesel	R806	90		34000	LN800 -- diesel
K902	90		32000	L900 -- diesel	R807	90		35000	LN800 -- diesel
K903	90		35000	L900 -- diesel	R902	90		32000	LN900 -- diesel
N600	90		16500	LN600 -- gas	R904	90		35000	LN900 -- diesel
N601	90		19500	LN600 -- gas	R906	90		28000	LN900 -- diesel
N602	90		20500	LN600 -- gas	R907	90		31800	LN900 -- diesel
N603	90		21500	N600 -- gas	S801	90		41000	LNT800 -- gas
N604	90		22000	LN600 -- gas	S802	90		43000	LNT800 -- gas
N605	90		23000	LN600 -- gas	S803	90		44800	LNT800 -- gas
N606	90		24000	LN600 -- gas	S804	90		46000	LNT800 -- gas
N700	90		21000	LN700 -- gas	T801	90		41000	LT800 -- gas
N701	90		23000	LN700 -- gas	T802	90		43000	LT800 -- gas
N702	90		24000	LN700 -- gas	T803	90		44800	LT800 -- gas
N703	90		25000	LN700 -- gas	T804	90		46000	LT800 -- gas
N704	90		25500	N700 -- gas	U800	90		39000	LT800 -- diesel
N705	90		27000	N700 -- gas	U801	90		41000	LT800 -- diesel
N706	90		27500	N700 -- gas	U802	90		44800	LT800 -- diesel
N800	90		23000	N800 -- gas	U803	90		46000	LT800 -- diesel
N801	90		25000	N800 -- gas	U804	90		50000	LT800 -- diesel
N802	90		25500	LN800 -- gas	U805	90		50000	LT800 -- diesel
N803	90		27000	LN800 -- gas	U806	90		54000	LT800 -- diesel
N804	90		27500	LN800 -- gas	U807	90		55000	LT800 -- diesel
N805	90		29000	LN800 -- gas	U808	90		56000	LT800 -- diesel
N806	90		31000	LN800 -- gas	U809	90		60000	LT800 -- diesel
N807	90		31800	LN800 -- gas	U80A	90		61000	LT800 -- diesel
N808	90		32000	LN800 -- gas	U80B	90		62000	LT800 -- diesel
N809	90		34000	LN800 -- gas	U900	90		43000	LT900 -- diesel
N80A	90		35000	LN800 -- gas	U901	90		44800	LT900 -- diesel
R640	90		16500	LN600 -- diesel	U902	90		46000	LT900 -- diesel
R641	90		19500	LN600 -- diesel	U903	90		48000	LT900 -- diesel

1990/ TRUCK SERIES 600/900

SERIES CODE	YEAR	DESCRIPTION	G.V.W. RATING	◇ CATALOGED AS	SERIES CODE	YEAR	DESCRIPTION	G.V.W. RATING	◇ CATALOGED AS
-------------	------	-------------	---------------	----------------	-------------	------	-------------	---------------	----------------

CERTIFICATION LABEL — Cont'd

◇The designation "gas" or "diesel" will be shown only when necessary to clarify differences in application on similar items for which unique part numbers are required.

For example: unique to gas-LN900 -- gas, unique to diesel-LN900 -- diesel, common to gas and diesel-LN900

U904	90		50000	LT900 -- diesel	X966	90		51100	CLT900 -- diesel
U905	90		50000	LT900 -- diesel	X967	90		51100	CLT900 -- diesel
U906	90		52000	LT900 -- diesel	X982	90		44860	CLT900 -- diesel
U907	90		54000	LT900 -- diesel	X983	90		46000	CLT900 -- diesel
U908	90		58000	LT900 -- diesel	X984	90		50000	CLT900 -- diesel
U909	90		60000	LT900 -- diesel	X985	90		50000	CLT900 -- diesel
U90A	90		61000	LT900 -- diesel	X986	90		51100	CLT900 -- diesel
U90B	90		62000	LT900 -- diesel	X987	90		51100	CLT900 -- diesel
W800	90		39000	LNT800 -- diesel	Y800	90		39000	LTS800 -- diesel
W801	90		41000	NT800 -- diesel	Y801	90		41000	LTS800 -- diesel
W802	90		44800	NT800 -- diesel	Y802	90		46000	LTS800 -- diesel
W803	90		46000	NT800 -- diesel	Y803	90		50000	LTS800 -- diesel
W804	90		50000	NT800 -- diesel	Y804	90		50000	LTS800 -- diesel
W805	90		50000	NT800 -- diesel	Y805	90		52000	LTS800 -- diesel
W806	90		54000	NT800 -- diesel	Y806	90		54000	LTS800 -- diesel
W807	90		55000	NT800 -- diesel	Y807	90		55000	LTS800 -- diesel
W808	90		56000	NT800 -- diesel	Y808	90		56000	LTS800 -- diesel
W809	90		60000	NT800 -- diesel	Y809	90		60000	LTS800 -- diesel
W80A	90		61000	NT800 -- diesel	Y80A	90		61000	LTS800 -- diesel
W80B	90		62000	NT800 -- diesel	Y80B	90		62000	LTS800 -- diesel
W900	90		43000	NT900 -- diesel	Y80C	90		64000	LTS800 -- diesel
W901	90		44800	NT900 -- diesel	Y900	90		44800	LTS900 -- diesel
W902	90		46000	NT900 -- diesel	Y901	90		48000	LTS900 -- diesel
W903	90		48000	NT900 -- diesel	Y902	90		50000	LTS900 -- diesel
W904	90		50000	NT900 -- diesel	Y903	90		50000	LTS900 -- diesel
W905	90		52000	NT900 -- diesel	Y904	90		52000	LTS900 -- diesel
W906	90		54000	NT900 -- diesel	Y905	90		54000	LTS900 -- diesel
W907	90		58000	NT900 -- diesel	Y906	90		56000	LTS900 -- diesel
W908	90		60000	NT900 -- diesel	Y907	90		58000	LTS900 -- diesel
W909	90		62000	NT900 -- diesel	Y908	90		60000	LTS900 -- diesel
X912	90		44860	CLT900 -- diesel	Y909	90		61000	LTS900 -- diesel
X913	90		46000	CLT900 -- diesel	Y90A	90		62000	LTS900 -- diesel
X914	90		50000	CLT900 -- diesel	Y90J	90		64000	LTS900 -- diesel
X915	90		50000	CLT900 -- diesel	Z910	90		29900	CL900 -- diesel
X916	90		51100	CLT900 -- diesel	Z911	90		35000	CL900 -- diesel
X917	90		51100	CLT900 -- diesel	Z960	90		29900	CL900 -- diesel
X962	90		44860	CLT900 -- diesel	Z961	90		35000	CL900 -- diesel
X963	90		46000	CLT900 -- diesel	Z980	90		29900	CL900 -- diesel
X964	90		50000	CLT900 -- diesel	Z981	90		35000	CL900 -- diesel
X965	90		50000	CLT900 -- diesel					

**1990/
TRUCK SERIES 600/900**

TRIM CODES

THE FIRST TWO DIGITS OF THE BODY CODE IDENTIFY THE COLOR AND TYPE OF MATERIALS USED IN THE INTERIOR UPHOLSTERY.

REFER TO THE APPROPRIATE SOFT TRIM SECTION FOR A LISTING OF THESE CODES AND THE COLOR AND TYPE OF MATERIALS USED IN THE INTERIOR UPHOLSTERY.

GVWR:

VEHICLE IDENTIFICATION NUMBER

T80AVGA

EXTERIOR PAINT COLORS 2K

WB	TYPE GVW	BODY	TRANS
150	T811	BBB	CCA

CERTIFICATION LABEL SHOWN

BODY TYPE CODES

THE LAST DIGIT OF THE BODY TYPE CODE IDENTIFIES THE TYPE OF BACK-OF-CAB EQUIPMENT

USE THE BODY TYPE CODE IN CONJUNCTION WITH MODEL CODES SHOWN TO DETERMINE THE EXACT BODY TYPE OF THE UNIT.

THESE CODES AND THE CORRESPONDING BODY TYPE INFORMATION ARE LISTED ON THE PAGES WHICH FOLLOW.

GVWR:

VEHICLE IDENTIFICATION NUMBER

T80AVGA

EXTERIOR PAINT COLORS 2K

WB	TYPE GVW	BODY	TRANS
150	T811	BB8	CCA

CERTIFICATION LABEL SHOWN

CERTIFICATION LABEL — Cont'd

BODY TYPE CODES — Cont'd

THREE DIGIT CODE:

FIRST DIGIT indicates Standard or Custom Cab and color of interior trim.
(Refer to appropriate Soft Trim Section, Page 1 etc. for listing of Trim Codes).
SECOND DIGIT indicates type of seat.
THIRD DIGIT indicates type of cab and/or equipment.

FIRST DIGIT	SECOND DIGIT	THIRD DIGIT	DESCRIPTION	CATALOGED AS
B Series				
Blank	Blank	7	Cowl	Series
CL-CLT Series				
A thru C		A	Sleeper cab—Special Decor Group Exterior and foam mattress	Series plus 92
		B	Standard cab—w/Kysor engine shut down system	Series plus 91
	FOR	C	Sleeper cab—Special Decor Group Exterior and spring mattress	Series plus 92
		D	Sleeper cab—foam mattress and Kysor engine shut down system	Series plus 92
	FORD	E	Sleeper cab—spring mattress and Kysor engine shut down system	Series plus 92
		H	Standard cab—Special Decor Group Exterior	
	INTERNAL	K	Standard cab—w/Kysor engine shut down system and Tractor package delete	Series plus 91
		Q	Standard cab—Tractor package delete	
	CONTROL	S	Standard cab—Special Decor Group Exterior, Kysor engine shut down system and Tractor package delete	Series plus 91
	ONLY	Y	Standard cab—Special Decor Group Exterior and Tractor package delete	
	1	Sleeper cab w/foam mattress	Series plus 92	
	3	Sleeper cab w/spring mattress	Series plus 92	
C-CT Series				
A thru E		8	Standard cab	Series plus 91
		9	Sleeper cab	Series plus 91
F Series				
F700/800				
A thru D		8	Standard cab	Series plus 81
F600				
A thru D		8	Regular cab	Series plus 81
L-LN-LNT-LT-LTS Series				
A thru D		8	Standard cab	Series plus 81

BODY TYPE DESCRIPTIONS


(Arranged in Alphabetical Sequence)

Most body parts and some chassis parts are listed according to Body Type such as 81, 91 etc. Body type and trim code information is shown in a 2 digit code for all Trucks except Cowl models which have a single digit code. The body type suffix such as (81)A, (81)B, etc. is not shown on the Certification Label. To determine the specific body type through certification label information refer to the codes listed above.


DESCRIPTION	BODY TYPE CODE SHOWN IN CATALOG
Conventional Closed Cab—Custom	81B (F-L-LN-LNT-LT-LTL-LTS600/900)
Conventional Closed Cab—Standard	81A (F-L-LN-LNT-LT-LTL-LTS600/900)
Open Drive Away — less Windshield Frame	84 (B-F600/700)
Tilt Cab—Custom	91B (C-CT600/900)
Tilt Cab—Standard	91A (C-CT600/900)
Highway Tractor Tilt Cab (includes sleeping compartment)	92 (CL-CLT900)
Highway Tractor Tilt Cab (less sleeping compartment)	91 (CL-CLT900)

1990/
TRUCK SERIES 600/900


81 (F-SERIES)



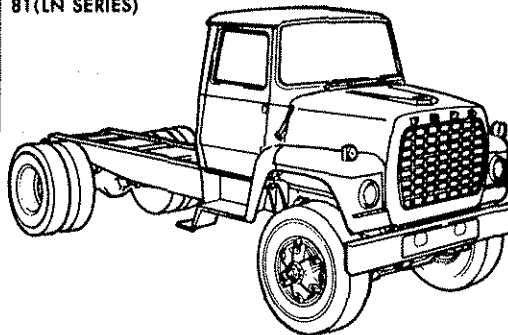
84 (B-F SERIES)



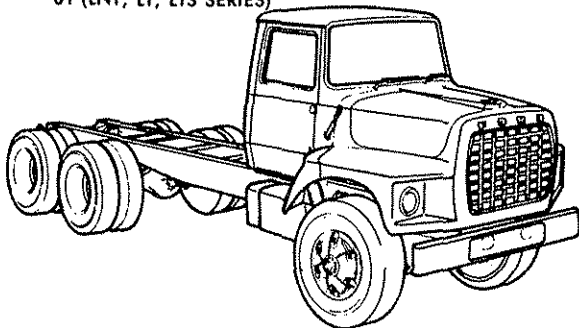
81 (L SERIES)



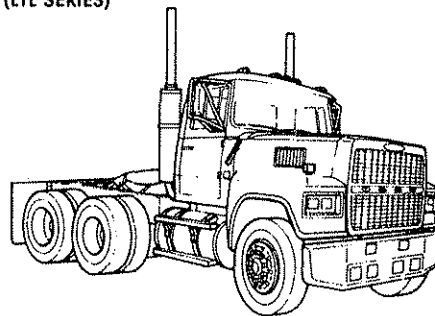
81 (LN SERIES)




81 (LNT, LT, LTS SERIES)




81 (LTL SERIES)




91 (C-CT SERIES)




92 (CLT SERIES)




92 (CL SERIES)




91 (CLT SERIES)




91 (CL SERIES)



92 (CLT SERIES)



CF SERIES



P-16115

1990/
TRUCK SERIES 600/900

CERTIFICATION LABEL — Cont'd

AUXILIARY TRANSMISSION CODES

IDENTIFICATION NUMBER

T80AVGA5000

THE FIRST DIGIT OF THE TRANSMISSION CODE IDENTIFIES THE TYPE OF AUXILIARY TRANSMISSION.

THE FOLLOWING CHART LISTS CODES, THE NUMBER OF FORWARD SPEEDS AND THE MANUFACTURERS NAME AND MODEL NUMBER.

S.P.S. 2K			
TYPE GVW T811	BODY BBB	TRANS CCA	AXL CGM

FOR FURTHER TRANSMISSION IDENTIFICATION REFER TO SECTION 70 IN THIS CATALOG.

CERTIFICATION LABEL SHOWN

CODE	YEAR	SPEED	MANUFACTURER		CODE	YEAR	SPEED	MANUFACTURER	
			NAME	MODEL				NAME	MODEL
CERTIFICATION LABEL — Cont'd									
B	90		(French label)	P.T.O.	0	90	4	Dana (Spicer) Calif. emission	R-8341-L and P.T.O.
E	90	4	Dana (Spicer) (French label)	7041 P.T.O.					
F	90	4	Dana (Spicer) (French label)	R-8341-L and P.T.O.	P	90	4	Dana (Spicer) Calif. emission	R-8341-L
					Q	90	4	Dana (Spicer) Calif. emission	7041
G	90	4	Dana (Spicer) (French label)	R-8341-L	2	90			P.T.O.
H	90	4	Dana (Spicer) (French label)	7041	5	90	4	Dana (Spicer)	7041 P.T.O.
K	90		Calif. emission	P.T.O.	7	90	4	Dana (Spicer)	R-8341-L
N	90	4	Dana (Spicer) Calif. emission	7041 P.T.O.	8	90	4	Dana (Spicer)	7041

MAIN TRANSMISSION CODES

IDENTIFICATION NUMBER

T80AVGA5000

THE SECOND AND THIRD DIGIT OF THE TRANSMISSION CODE IDENTIFIES THE TYPE OF MAIN TRANSMISSION.

THE FOLLOWING CHART LISTS THESE CODES, THE NUMBER OF FORWARD SPEEDS AND THE MANUFACTURERS NAME AND MODEL NUMBER.

S.P.S. 2K			
TYPE GVW T811	BODY BBB	TRANS CCA	AXL CGM

FOR FURTHER TRANSMISSION IDENTIFICATION REFER TO SECTIONS 70, A70 or T70 IN THIS CATALOG.

CERTIFICATION LABEL SHOWN

CODE	YEAR	SPEED	DESCRIPTION	MANUFACTURER		CODE	YEAR	SPEED	DESCRIPTION	MANUFACTURER	
				NAME	MODEL					NAME	MODEL
MAIN TRANSMISSION CODES — Cont'd											
CERTIFICATION LABEL — Cont'd											
AA	90		Automatic	Allison	AT-545	EA	90	8		Fuller	RT11608
AB	90		Automatic	Allison	MT-643	EB	90	10		Fuller	RT11610
AC	90		Automatic	Allison	MT-653	EC	90	13		Fuller	RT011613
AD	90		Automatic	Allison	MT-654	EG	90	9		Fuller	RT14609A
AE	90	4	Automatic	Ford	C4	E4	90	10		Fuller	RT14610
CA	90	5	Direct	Eaton/Clark	FS-3005-A	EJ	90	13		Fuller	RT014613
CB	90	5	Direct	Eaton/Clark	FS-3005-B	EN	90	10		Fuller	RT0-14708LL
CL	90	5		Eaton	FS-6205-A	EP	90	15		Fuller	RT-14715
CM	90	5		Eaton	FS-6205-B	ER	90	15		Fuller	RT0-14715
CP	90	6		Eaton	FS-6005-B	ES	90	9		Fuller	RTX-14609
CR	90	5		Eaton/Clark	FS-6105-A	FB	90	8		Fuller	RT0-11607-L
CS	90	5		Eaton/Clark	FS-6105-B	FE	90	9		Fuller	RT-11609-A
CT	90	6		Eaton/Clark	FS-5106	FF	90	9		Eaton	RT-6609-A
CU	90	6		Eaton/Clark	FS-6106	FH	90	7		Fuller	T-8607-A
CW	90	5		Eaton/Clark	FS-4005-A	FJ	90	9		Fuller	RT-8609
CX	90	5		Eaton/Clark	FS-4005-B	FK	90	9		Fuller	RT0-11707LL
CY	90	5		Eaton/Clark	FS-5005-A	FL	90	10		Fuller	RT0-11708LL
CV	90	5		Eaton/Clark	FS-5005-B	FM	90	15		Fuller	RT-11715
						FN	90	9		Fuller	RTX-11609

1990/ TRUCK SERIES 600/900

CODE	YEAR	SPEED	DESCRIPTION	MANUFACTURER		CODE	YEAR	SPEED	DESCRIPTION	MANUFACTURER	
				NAME	MODEL					NAME	MODEL
MAIN TRANSMISSION CODES — Cont'd											
CERTIFICATION LABEL — Cont'd											
FP	90	10		Fuller	RT-7608LL	SD	90	5	Direct	Spicer	CM-6052-A
FQ	90	9		Fuller	RT-8608L	SE	90	5	Direct	Spicer	CM-6052-B
FR	90	6		Fuller	FS-7206	SF	90	5	Direct	Spicer	CM-6052-C
FS	90	10		Fuller	RT-6610	SJ	90	7		Spicer	SST1372A
FT	90	13		Fuller	RT-6613	SK	90	5		Spicer	CM5552A
FU	90	5		Fuller	T-11605-A	SL	90	5		Spicer	CM5852A
NA	90	4	Direct	New Process	NP-435	SM	90	10		Spicer	CM5510
NB	90	5	Direct	New Process	NP-542-FD	SN	90	5		Spicer	CM4054A
NC	90	5	Direct	New Process	NP-542-FL	SP	90	5		Spicer	CM4054D
SA	90	7	Direct	Spicer	SST1207-3A						

REAR AXLE RATIO CODES

IDENTIFICATION NUMBER T80AVGA5000

THE FIRST TWO DIGITS OF THE AXLE CODE IDENTIFY THE RATIO AND CAPACITY OF THE REAR AXLE.

FORS 2K			
TYPE GVW T811	BODY BB8	TRANS CCA	PART CGM

CODE	YEAR	RATIO	CAPACITY	MANUFACTURER		DESCRIPTION
				NAME	MODEL	
REAR AXLE RATIO CODES — Cont'd						
CERTIFICATION LABEL — Cont'd						
AG	90	4.11	23M	Eaton	23121	1 Speed
AS	90	3.70	19M	Eaton	17101	1 Speed
BA	90	5.29	40M	Rockwell	SQ100	1 Speed-Steel
BB	90	5.86	40M	Rockwell	SQ100	1 Speed-Steel
BC	90	6.14	40M	Rockwell	SQ100	1 Speed-Steel
BD	90	6.83	40M	Rockwell	SQ100	1 Speed-Steel
BE	90	7.17	40M	Rockwell	SQ100	1 Speed-Steel
BS	90	4.11	19M	Eaton	17101	1 Speed
B2	90	3.55	40M	Rockwell	SQ100	1 Speed-Steel
B3	90	3.73	40M	Rockwell	SQ100	1 Speed-Steel
B4	90	3.90	40M	Rockwell	SQ100	1 Speed-Steel
B5	90	4.10	40M	Rockwell	SQ100	1 Speed-Steel
B6	90	4.33	40M	Rockwell	SQ100	1 Speed-Steel
B8	90	4.63	40M	Rockwell	SQ100	1 Speed-Steel
B9	90	4.88	40M	Rockwell	SQ100	1 Speed-Steel
CP	90	5.43/7.39	23M	Eaton	23221	2 Speed
C4	90	3.42	23M	Rockwell	RS-23-180	1 Speed-alum. C,L,N,FB600/800
C5	90	3.58	23M	Rockwell	RS-23-180	1 Speed-alum. C,L,N,FB600/800
C6	90	3.73	23M	Rockwell	RS-23-180	1 Speed-alum. C,L,N,FB600/800
C6	90	3.70	38M	Rockwell (Timken)	SQHD	1 Speed Aluminum
C7	90	3.91	23M	Rockwell	RS-23-180	1 Speed-alum. C,L,N,FB600/800
C8	90	4.10	23M	Rockwell	RS-23-180	1 Speed-alum. C,L,N,FB600/800

1990/
TRUCK SERIES 600/900

CODE	YEAR	RATIO	CAPACITY	MANUFACTURER		DESCRIPTION
				NAME	MODEL	
REAR AXLE RATIO CODES — Cont'd						
CERTIFICATION LABEL — Cont'd						
DP	90	6.17/8.40	23M	Eaton	23221	2 Speed
DS	90	4.56	19M	Eaton	17101	1 Speed
D3	90	3.73	40M	Rockwell	SQ100	1 Speed—Aluminum
D5	90	4.10	40M	Rockwell	SQ100	1 Speed—Aluminum
EH	90	5.57/7.60	19M	Eaton	17221	2 Speed
EP	90	6.67/9.08	23M	Eaton	23221	2 Speed
EQ	90	5.57	19M	Eaton	17121	1 Speed
ES	90	4.88	19M	Eaton	17101	1 Speed
FC	90	5.86	13M	Rockwell	RS-13-120	1 Speed
FH	90	6.14/8.38	19M	Eaton	17221	2 Speed
FK	90	5.57	22M	Eaton	22121	1 Speed
FN	90	5.13	13M	Rockwell	RS-13-120	1 Speed C,FB600/800
FQ	90	6.14	19M	Eaton	17121	1 Speed
FS	90	5.29	19M	Eaton	17101	1 Speed
FX	90	5.29	13M	Rockwell	RS-13-120	1 Speed C,FB600/800
FY	90	5.57	13M	Rockwell	RS-13-120	1 Speed C,FB600/800
F4	90	4.30	13M	Rockwell	RS-13-120	1 Speed C,L,N,FB600/800
F5	90	4.88	13M	Rockwell	RS-13-120	1 Speed C,L,N,FB600/800
F6	90	6.14	13M	Rockwell	RS-13-120	1 Speed C,L,N,FB600/800
F7	90	7.17	13M	Rockwell	RS-13-120	1 Speed C,L,N,FB600/800
GC	90	5.86/8.17	15M	Rockwell	RS-15-210	2 Speed
GK	90	6.17	22M	Eaton	22121	1 Speed
GP	90	4.11/5.60	23M	Eaton	23221	2 Speed
G4	90	4.56/6.36	15M	Rockwell	RS-15-210	2 Speed C,L,N,FB600/800
G5	90	4.88/6.80	15M	Rockwell	RS-15-210	2 Speed C,L,N,FB600/800
G6	90	5.38/7.50	15M	Rockwell	RS-15-210	2 Speed C,L,N,FB600/800
G7	90	6.14/8.57	15M	Rockwell	RS-15-210	2 Speed C,L,N,FB600/800
G9	90	6.83/9.53	15M	Rockwell	RS-15-210	2 Speed C,L,N,FB600/800
HB	90	5.57/7.60	22M	Eaton	22221	2 Speed
HK	90	6.50	22M	Eaton	22121	1 Speed
JB	90	6.17/8.41	22M	Eaton	22221	2 Speed
JH	90	6.57/8.94	19M	Eaton	17221	2 Speed
JQ	90	6.57	19M	Eaton	17121	1 Speed
JU	90	6.50/8.87	34M	Eaton	DT341	2 Speed
KB	90	6.50/8.86	22M	Eaton	22221	2 Speed
KK	90	5.29	22M	Eaton	22121	1 Speed
MB	90	4.88/6.65	22M	Eaton	22221	2 Speed
NB	90	5.29/7.21	22M	Eaton	22221	2 Speed
PB	90	3.90/5.31	22M	Eaton	22221	2 Speed
PC	90	4.10	46M	Rockwell	RT-40-1608	1 Speed
PE	90	4.30	46M	Rockwell	RT-40-1608	1 Speed
PF	90	4.56	46M	Rockwell	RT-40-1608	1 Speed
PG	90	4.89	46M	Rockwell	RT-40-1608	1 Speed
PH	90	5.38	46M	Rockwell	RT-40-1608	1 Speed
PJ	90	5.63	46M	Rockwell	RT-40-1608	1 Speed
PK	90	4.11	22M	Eaton	22121	1 Speed
PM	90	3.42	40M	Rockwell	RT-40-145P	1 Speed
PQ	90	3.58	40M	Rockwell	RT-40-145P	1 Speed
PR	90	3.73	40M	Rockwell	RT-40-145P	1 Speed
PS	90	3.91	40M	Rockwell	RT-40-145P	1 Speed
PV	90	4.10	40M	Rockwell	RT-40-145P	1 Speed
P2	90	3.73	21M	Rockwell	RS-21-145	1 Speed C,FB600/800
P5	90	3.42	46M	Rockwell	RT-40-160P	1 Speed
P6	90	3.58	46M	Rockwell	RT-40-160P	1 Speed
P7	90	3.73	46M	Rockwell	RT-40-160P	1 Speed
P9	90	3.91	46M	Rockwell	RT-40-160P	1 Speed
QB	90	4.11/5.61	22M	Eaton	22221	2 Speed
QP	90	4.56/6.21	23M	Eaton	23221	2 Speed

1990/
TRUCK SERIES 600/900

CODE	YEAR	RATIO	CAPACITY	MANUFACTURER		DESCRIPTION
				NAME	MODEL	
REAR AXLE RATIO CODES — Cont'd						
CERTIFICATION LABEL — Cont'd						
RE	90	3.91	34M	Rockwell	RT-34-145	1 Speed
RF	90	4.10	34M	Rockwell	RT-34-145	1 Speed
RG	90	4.30	34M	Rockwell	RT-34-145	1 Speed
RH	90	4.56	34M	Rockwell	RT-34-145	1 Speed
RJ	90	4.88	34M	Rockwell	RT-34-145	1 Speed
RK	90	4.62	22M	Eaton	22121	1 Speed
RM	90	5.29	34M	Rockwell	RT-34-145	1 Speed
RP	90	4.88/6.64	23M	Eaton	23221	2 Speed
RS	90	5.86	34M	Rockwell	RT-34-145	1 Speed
RV	90	6.14	34M	Rockwell	RT-34-145	1 Speed
RW	90	6.43	34M	Rockwell	RT-34-145	1 Speed
R3	90	3.42	34M	Rockwell	RT-34-145	1 Speed
R6	90	3.58	34M	Rockwell	RT-34-145	1 Speed
R7	90	3.73	34M	Rockwell	RT-34-145	1 Speed
RY	90	7.17	34M	Rockwell	RT-34-145	1 Speed
SA	90	4.63	23M	Rockwell	R170	1 Speed
SK	90	4.88	22M	Eaton	22121	1 Speed
TC	90	4.56	15M	Rockwell	RS-15-120	1 Speed-C,L,N,FB600/800
TD	90	4.88	15M	Rockwell	RS-15-120	1 Speed-C,L,N,FB600/800
TE	90	5.13	15M	Rockwell (Timken)	RS-15-120	1 Speed-C,L,N,FB600/800
TF	90	6.14	15M	Rockwell	RS-15-120	1 Speed-C,L,N,FB600/800
TG	90	7.17	15M	Rockwell	RS-15-120	1 Speed-C,L,N,FB600/800
TJ	90	4.30	15M	Rockwell	RS-15-120	1 Speed
TK	90	4.10	15M	Rockwell	RS-15-120	1 Speed C,FB600/800
TS	90	5.29	15M	Rockwell	RS-15-120	1 Speed C,FB600/800
TW	90	5.57	15M	Rockwell	RS-15-120	1 Speed C,FB600/800
T3	90	3.73	15M	Rockwell	RS-15-120	1 Speed C,FB600/800
T7	90	5.86	15M	Rockwell	RS-15-120	1 Speed C,FB600/800
VA	90	4.88	23M	Rockwell (Timken)	R170	1 Speed
VB	90	5.38	23M	Rockwell	RS-23-160	1 Speed-steel C,L,N,FB600/800
VC	90	5.63	23M	Rockwell	RS-23-160	1 Speed-steel C,L,N,FB600/800
VD	90	6.14	23M	Rockwell	RS-23-160	1 Speed-steel C,L,N,FB600/800
VE	90	6.83	23M	Rockwell	RS-23-160	1 Speed-steel C,L,N,FB600/800
VF	90	7.17	23M	Rockwell	RS-23-160	1 Speed-steel C,L,N,FB600/800
VH	90	3.70/5.05	19M	Eaton	17201	2 Speed
VJ	90	4.11/5.61	19M	Eaton	17201	2 Speed
VL	90	4.56/6.21	19M	Eaton	17201	2 Speed
VM	90	4.88/6.65	19M	Eaton	17201	2 Speed
VN	90	5.29/7.21	19M	Eaton	17201	2 Speed
V1	90	3.42	23M	Rockwell	RS-23-160	1 Speed-steel C,L,N,FB600/800
V2	90	3.58	23M	Rockwell	RS-23-160	1 Speed-steel C,L,N,FB600/800
V4	90	3.73	23M	Rockwell	RS-23-160	1 Speed-steel C,L,N,FB600/800
V5	90	3.91	23M	Rockwell	RS-23-160	1 Speed-steel C,L,N,FB600/800
V6	90	4.10	23M	Rockwell	RS-23-160	1 Speed-steel C,L,N,FB600/800
V7	90	4.30	23M	Rockwell	RS-23-160	1 Speed-steel C,L,N,FB600/800
V8	90	4.56	23M	Rockwell	RS-23-160	1 Speed-steel C,CF,L,N,FB600/800
V9	90	4.89	23M	Rockwell	RS-23-160	1 Speed-steel C,CF,L,N,FB600/800
WA	90	6.50/9.07	17.5M	Rockwell	RS-17-220	2 Speed C,L,N,FB600/800
WB	90	6.83/9.53	17.5M	Rockwell	RS-17-220	2 Speed C,L,N,FB600/800
WC	90	7.17/10.0	17.5M	Rockwell	RS-17-220	2 Speed C,L,N,FB600/800
WL	90	3.90	34M	Rockwell (Timken)	SL100	1 Speed
WM	90	5.86/8.17	17.5M	Rockwell	RS-17-220	2 Speed
WN	90	4.33	34M	Rockwell (Timken)	SL100	1 Speed
WQ	90	4.63	34M	Rockwell (Timken)	SL100	1 Speed
WR	90	4.88	34M	Rockwell (Timken)	SL100	1 Speed
WS	90	5.29	34M	Rockwell (Timken)	SL100	1 Speed
WV	90	6.83	34M	Rockwell (Timken)	SL100	1 Speed
W1	90	4.30/6.00	17.5M	Rockwell	RS-17-220	2 Speed
W3	90	6.14/8.57	17.5M	Rockwell	RS-17-220	2 Speed

JULY, 1989

COPYRIGHT © 1989—

FORD MOTOR
COMPANY

—DEARBORN, MICHIGAN

NEW ISSUE

1990/
TRUCK SERIES 600/900

CODE	YEAR	RATIO	CAPACITY	MANUFACTURER		DESCRIPTION
				NAME	MODEL	
REAR AXLE RATIO CODES — Cont'd						
CERTIFICATION LABEL — Cont'd						
W7	90	4.56/6.36	17.5M	Rockwell	RS-17-220	2 Speed C,CF,L,N,FB600/800
W8	90	4.88/6.80	17.5M	Rockwell	RS-17-220	2 Speed C,L,N,FB600/800
W9	90	5.38/7.58	17.5M	Rockwell	RS-17-220	2 Speed C,L,N,FB600/800
X1	90	4.10/5.59	23M	Rockwell	RS-23-240	2 Speed C,L,N,FB600/800
X2	90	4.30/5.86	23M	Rockwell	RS-23-240	2 Speed C,L,N,FB600/800
X3	90	4.56/6.22	23M	Rockwell	RS-23-240	2 Speed C,CF,L,N,FB600/800
X4	90	4.88/6.65	23M	Rockwell	RS-23-240	2 Speed C,CF,L,N,FB600/800
X5	90	5.38/7.33	23M	Rockwell	RS-23-240	2 Speed C,L,N,FB600/800
X6	90	5.57/7.60	23M	Rockwell	RS-23-240	2 Speed C,L,N,FB600/800
X7	90	6.14/8.38	23M	Rockwell	RS-23-240	2 Speed C,L,N,FB600/800
X8	90	6.50/8.86	23M	Rockwell	RS-23-240	2 Speed C,L,N,FB600/800
X9	90	7.17/9.77	23M	Rockwell	RS-23-240	2 Speed C,L,N,FB600/800
YB	90	6.14	40M	Rockwell	SQ100P	1 Speed-steel
YM	90	4.63	40M	Rockwell	SQ100P	1 Speed-steel
YN	90	5.86	40M	Rockwell	SW100P	1 Speed-steel
YQ	90	3.73	40M	Rockwell	SQ100P	1 Speed-steel
YR	90	3.55	40M	Rockwell	SQ100P	1 Speed-steel
YS	90	4.33	40M	Rockwell	SQ100P	1 Speed-steel
YT	90	4.88	40M	Rockwell	SQ100P	1 Speed-steel
YU	90	3.90	40M	Rockwell	SQ100P	1 Speed-steel
YV	90	4.10	40M	Rockwell	SQ100P	1 Speed-steel
YW	90	5.29	40M	Rockwell	SQ100P	1 Speed-steel
1A	90	4.11	23M	Rockwell (Timken)	R-170	1 Speed Steel
1C	90	4.11	34M	Eaton	DS340,DS341	1 Speed
1G	90	3.42	23M	Rockwell	RS-23-160	1 Speed C,L,N,FB700/800
1H	90	3.58	23M	Rockwell	RS-23-160	1 Speed C,L,N,FB700/800
1J	90	3.73	23M	Rockwell	RS-23-160	1 Speed C,L,N,FB700/800
1K	90	3.91	23M	Rockwell	RS-23-160	1 Speed C,L,N,FB700/800
1M	90	4.10	23M	Rockwell	RS-23-160	1 Speed C,L,N,FB700/800
2E	90	3.91	21M	Rockwell	RS-20-145	1 Speed-C,L,N,FB700/800
2F	90	4.10	21M	Rockwell	RS-20-145	1 Speed-C,L,N,FB700/800
2G	90	4.56	21M	Rockwell	RS-20-145	1 Speed-C,CF,L,N,FB700/800
2H	90	4.88	21M	Rockwell	RS-20-145	1 Speed-C,CF,L,N,FB700/800
2J	90	5.29	21M	Rockwell	RS-20-145	1 Speed-C,L,N,FB700/800
2K	90	5.86	21M	Rockwell	RS-20-145	1 Speed-C,L,N,FB700/800
2M	90	6.43	21M	Rockwell	RS-20-145	1 Speed C,L,N,FB700/800
2N	90	6.83	21M	Rockwell	RS-20-145	1 Speed C,L,N,FB700/800
2P	90	7.17	21M	Rockwell	RS-20-145	1 Speed C,L,N,FB700/800
2S	90	5.57	21M	Rockwell	RS-21-145	1 Speed C,FB600/800
2T	90	4.33	23M	Rockwell (Timken)	R-170	Aluminum
2V	90	5.13	21M	Rockwell	RS-21-145	1 Speed C,FB600/800
3A	90	5.29	23M	Rockwell (Timken)	R-170	1 Speed
3D	90	5.86/8.17	21M	Rockwell	RS-21-230	2 Speed
3E	90	3.91/5.45	21M	Rockwell	RS-20-230	2 Speed C,L,N,FB700/800
3F	90	4.10/5.72	21M	Rockwell	RS-20-230	2 Speed C,L,N,FB700/800
3G	90	4.56/6.36	21M	Rockwell	RS-20-230	2 Speed C,CF,L,N,FB700/800
3H	90	4.88/6.80	21M	Rockwell	RS-20-230	2 Speed C,CF,L,N,FB700/800
3J	90	5.38/7.50	21M	Rockwell	RS-20-230	2 Speed C,L,N,FB700/800
3K	90	6.50/9.07	21M	Rockwell	RS-20-230	2 Speed C,L,N,FB700/800
3M	90	6.83/9.53	21M	Rockwell	RS-20-230	2 Speed C,L,N,FB700/800
3N	90	7.17/10.0	21M	Rockwell	RS-20-230	2 Speed C,L,N,FB700/800
3S	90	5.86/8.17	21M	Rockwell	RS-21-230	2 Speed C,FB600/800
4A	90	6.14	23M	Rockwell (Timken)	R-170	1 Speed
4J	90	3.91	40M	Rockwell	RT-40-145	1 Speed
4K	90	3.91	40M	Rockwell	RT-40-145	1 Speed
4L	90	4.30	40M	Rockwell	RT-40-145	1 Speed
4N	90	4.88	40M	Rockwell	RT-40-145	1 Speed
4Q	90	5.29	40M	Rockwell	RT-40-145	1 Speed

1990/
TRUCK SERIES 600/900

GENERAL INFORMATION 41

CODE	YEAR	RATIO	CAPACITY	MANUFACTURER		DESCRIPTION
				NAME	MODEL	
REAR AXLE RATIO CODES — Cont'd						
CERTIFICATION LABEL — Cont'd						
4V	90	5.86	40M	Rockwell	RT-40-145	1 Speed
4W	90	6.14	40M	Rockwell	RT-40-145	1 Speed
5F	90	5.13	17.5M	Rockwell	RS-17-140	1 Speed
5G	90	5.57	17.5M	Rockwell	RS-17-140	1 Speed
5L	90	6.43	40M	Rockwell	RT-40-145	1 Speed
5U	90	4.30	17.5M	Rockwell	RS-17-140	1 Speed
5V	90	7.17	40M	Rockwell	RT-40-145	1 Speed
5W	90	3.73	17.5M	Rockwell	RS-17-140	1 Speed
6B	90	3.73	40M	Rockwell	RT-40-1458	1 Speed
6D	90	3.91	40M	Rockwell	RT-40-1458	1 Speed
6E	90	4.10	40M	Rockwell	RT-40-1458	1 Speed
6H	90	4.30	40M	Rockwell	RT-40-1458	1 Speed
6J	90	4.56	40M	Rockwell	RT-40-1458	1 Speed
6K	90	4.88	40M	Rockwell	RT-40-1458	1 Speed
6L	90	5.29	40M	Rockwell	RT-40-1458	1 Speed
6M	90	5.86	40M	Rockwell	RT-40-1458	1 Speed
6N	90	6.14	40M	Rockwell	RT-40-1458	1 Speed
6R	90	6.43	40M	Rockwell	RT-40-1458	1 Speed
6S	90	7.17	40M	Rockwell	RT-40-1458	1 Speed
7A	90	5.86	23M	Rockwell (Timken)	R-170	1 Speed
	90	4.30	46M	Rockwell	RT-46-160	1 Speed
7D	90	4.56	46M	Rockwell	RT-46-160	1 Speed
7E	90	4.89	46M	Rockwell	RT-46-160	1 Speed
7F	90	5.38	46M	Rockwell	RT-46-160	1 Speed
7H	90	5.63	46M	Rockwell	RT-46-160	1 Speed
7J	90	3.91	46M	Rockwell (Timken)	SSHD	
7K	90	4.10	46M	Rockwell (Timken)	SSHD	
7M	90	4.30	46M	Rockwell (Timken)	SSHD	
7Q	90	4.56	46M	Rockwell (Timken)	SSHD	
7R	90	4.89	46M	Rockwell	SSHD	
7S	90	5.38	46M	Rockwell (Timken)	SSHD	
7W	90	6.14	46M	Rockwell (Timken)	SSHD	
7Y	90	5.57	46M	Rockwell (Timken)	SSHD	
8A	90	3.70	23M	Rockwell (Timken)	R-170	1 Speed Steel
8F	90	3.73	40M	Rockwell	SQ100P	1 Speed-alum. CL900
8J	90	4.10	40M	Rockwell	SW100P	1 Speed-alum. CL900
9A	90	3.90	23M	Rockwell (Timken)	R-170	1 Speed Steel
9J	90	3.42	23M	Rockwell	RS-23-180	1 Speed-steel C,L,N,FB600/800
9K	90	3.58	23M	Rockwell	RS-23-180	1 Speed-steel C,L,N,FB600/800
9M	90	3.73	23M	Rockwell	RS-23-180	1 Speed-steel C,L,N,FB600/800
9N	90	3.91	23M	Rockwell	RS-23-180	1 Speed-steel C,L,N,FB600/800
9P	90	4.10	23M	Rockwell	RS-23-180	1 Speed-steel C,L,N,FB600/800
9Q	90	4.30	23M	Rockwell	RS-23-180	1 Speed-steel C,L,N,FB600/800
9R	90	4.56	23M	Rockwell	RS-23-180	1 Speed-steel C,L,N,FB600/800
9S	90	4.89	23M	Rockwell	RS-23-180	1 Speed-steel C,L,N,FB600/800
9U	90	5.38	23M	Rockwell	RS-23-180	1 Speed-steel C,L,N,FB600/800
9W	90	5.63	23M	Rockwell	RS-23-180	1 Speed-steel C,L,N,FB600/800
9X	90	6.14	23M	Rockwell	RS-23-180	1 Speed-steel C,L,N,FB600/800
29	90	4.30	21M	Rockwell	RS-21-145	1 Speed
39	90	4.30/6.00	21M	Rockwell	RS-21-230	2 Speed
41	90	3.42	40M	Rockwell	RT-40-145	1 Speed
42	90	3.58	40M	Rockwell	RT-40-145	1 Speed
43	90	3.73	40M	Rockwell	RT-40-145	1 Speed
51	90	3.91	17.5M	Rockwell	RS-17-140	1 Speed
52	90	4.10	17.5M	Rockwell	RS-17-140	1 Speed
53	90	4.56	17.5M	Rockwell	RS-17-140	1 Speed C,CF,L,N,FB600/800
54	90	4.88	17.5M	Rockwell	RS-17-140	1 Speed C,CF,L,N,FB600/800

JULY, 1989

COPYRIGHT © 1989—

FORD MOTOR

—DEARBORN, MICHIGAN

COMPANY

NEW ISSUE

1990/
TRUCK SERIES 600/900

CODE	YEAR	RATIO	CAPACITY	MANUFACTURER		DESCRIPTION
				NAME	MODEL	
REAR AXLE RATIO CODES — Cont'd						
CERTIFICATION LABEL — Cont'd						
55	90	5.29	17.5M	Rockwell	RS-17-140	1 Speed C,L,N,FB600/800
56	90	5.86	17.5M	Rockwell	RS-17-140	1 Speed C,L,N,FB600/800
57	90	6.43	17.5M	Rockwell	RS-17-140	1 Speed C,L,N,FB600/800
58	90	6.83	17.5M	Rockwell	RS-17-140	1 Speed C,L,N,FB600/800
59	90	7.17	17.5M	Rockwell	RS-17-140	1 Speed C,L,N,FB600/800
61	90	4.56	40M	Rockwell	RT-40-145	1 Speed-CF
68	90	3.42	40M	Rockwell	RT-40-145p	1 Speed
69	90	3.58	40M	Rockwell	RT-40-145p	1 Speed
72	90	3.42	46M	Rockwell	RT-46-160	1 Speed
73	90	3.58	46M	Rockwell	RT-46-160	1 Speed
75	90	3.73	46M	Rockwell	RT-46-160	1 Speed
76	90	3.91	46M	Rockwell	RT-46-160	1 Speed
79	90	4.10	46M	Rockwell	RT-46-160	1 Speed
91	90	3.73	34M	Rockwell	SL100	1 Speed C,L,N,FB600/800
92	90	4.10	34M	Rockwell	SL100	1 Speed C,L,N,FB600/800
93	90	5.86	34M	Rockwell	SL100	1 Speed C,L,N,FB600/800
94	90	6.14	34M	Rockwell	SL100	1 Speed C,L,N,FB600/800
95	90	7.17	34M	Rockwell	SL100	1 Speed C,L,N,FB600/800

CERTIFICATION LABEL — Cont'd

FRONT AXLE CODES

THE THIRD DIGIT OF THE AXLE CODE IDENTIFIES THE RATIO AND/OR CAPACITY OF THE FRONT AXLE.

THE FOLLOWING CHART LISTS THESE CODES AND THE CORRESPONDING RATIO AND/OR CAPACITY AS WELL AS THE MANUFACTURER NAME AND MODEL NUMBER.

FOR FURTHER FRONT AXLE IDENTIFICATION REFER TO SECTION 30 IN THIS CATALOG.

GVWR:
VEHICLE IDENTIFICATION NUMBER T80AVGA

EXTERIOR PAINT COLORS 2K

WB 150	TYPE-GVW T811	BODY BB8	TRANS C(A)
-----------	------------------	-------------	---------------

CERTIFICATION LABEL SHOWN

CODE	YEAR	RATIO (4/W/D ONLY)	CAPACITY	MANUFACTURER		DESCRIPTION
				NAME	MODEL	
CERTIFICATION LABEL — Cont'd						
E	90		12M			Aluminum front axle w/power steering
F	90		12M			Aluminum front axle w/steer-ease
H	90		12M	Rockwell (Timken)		W/Steer-Ease
M	90		7M	Ford		W/power steering
N	90		9M	Ford		W/power steering
O	90		9.5M	Ford		W/power steering
P	90		12M	Rockwell (Timken)	FF-903	W/power steering
S	90		16M	Rockwell (Timken)	FH-901	W/power steering
T	90		18M	Rockwell (Timken)	FL-901	W/power steering
U	90		20M	Rockwell (Timken)	FL-901	W/power steering
V	90		6M	Ford		W/power steering
W	90		8M	Ford		W/power steering
4	90		7M	Ford		W/o power steering
5	90		9M	Ford		W/o power steering
6	90		9.5,10M	Ford		W/o power steering
8	90		6M	Ford		W/o power steering
9	90		8M	Ford		W/o power steering

**1990/
TRUCK SERIES 600/900**

CERTIFICATION LABEL — Cont'd

DISTRICT CODES

IDENTIFICATION NUMBER T80AVGA5000

THE CODE SHOWN ABOVE OR BELOW "D.S.O." IDENTIFIES THE DISTRICT WHICH ORDERED THE UNIT.

THE FOLLOWING CHART LISTS THESE CODES AND THE DISTRICT WHICH THEY REPRESENT.

DORS 2K		DSO (48)	
TYPE-GVM T811	BODY BBB	TRANS CCA	AXLE CGM

CERTIFICATION LABEL SHOWN

FOR AN EXPLANATION OF THE D.S.O. PORTION OF THE NUMBER REFER TO PAGE 14.

CERTIFICATION LABEL SHOWN

CODE	DISTRICT	CODE	DISTRICT	CODE	DISTRICT
11	Boston	53	Kansas City	A2	Eastern (Lincoln-Mercury)
12	Buffalo	54	Omaha	A4	Midwestern
13	New York	55	St. Louis	A3	Atlantic (Lincoln-Mercury)
14	Pittsburgh	56	Davenport		(Lincoln-Mercury)
15	Newark	57	Houston	A6	Western (Lincoln-Mercury)
16	Philadelphia	58	Twin Cities	A7	Pacific (Lincoln-Mercury)
17	Washington	71	Los Angeles	A8	Great Lakes (Lincoln-Mercury)
21	Atlanta	72	San Jose	B1	Central (Ford)
22	Charlotte	73	Salt Lake City	B2	Eastern (Ford)
23	Memphis	74	Seattle	B3	Atlantic (Ford)
24	Jacksonville	75	Phoenix	B4	Midwestern (Ford)
25	Richmond	76	Denver	B6	Western (Ford)
26	New Orleans	90	Government	B7	Pacific (Ford)
28	Louisville	90	Home Office Reserve	B8	Great Lakes (Ford)
41	Chicago	90	American Red Cross	12	Export
42	Cleveland	90	Body Company		
43	Milwaukee	90	Transportation		
45	Lansing		Service		
46	Indianapolis	90/99	Export		
47	Cincinnati	FORD of CANADA			
48	Detroit	A1	Central (Lincoln-Mercury)		
52	Dallas				

BUILD DATE LOCATION

THE MONTH AND YEAR IS SHOWN ON THE CERTIFICATION DECAL WHICH IS LOCATED ON THE INSIDE LEFT HAND (DRIVER'S SIDE) DOOR OPENING

THIS CHASSIS-CAB CONFORMS TO FEDERAL MOTOR VEHICLE SAFETY STANDARD NOS. 101, 102, 103, 104, 106, 107, 111, 113, 115, 116, 124, 127, 205, 206, 207, 208, 209, 210, AND 302. THIS VEHICLE WILL CONFORM TO STANDARD NOS. 108, 120 and 121 (IF APPLICABLE) IF IT IS COMPLETED IN ACCORDANCE WITH THE INSTRUCTIONS CONTAINED IN THE INCOMPLETE VEHICLE DOCUMENT FURNISHED PURSUANT TO 49 CFR PART 568. CONFORMITY TO THE OTHER SAFETY STANDARDS APPLICABLE TO THIS VEHICLE WHEN COMPLETED IS NOT SUBSTANTIALLY AFFECTED BY THE DESIGN OF THE CHASSIS-CAB. CHASSIS-CAB MANUFACTURED BY FORD MOTOR COMPANY IN U.S.A.

1990/
TRUCK SERIES 600/900

FORD MOTOR COMPANY TRUCK SPECIFICATION LIST
1990

Ford Mig Eng May 77 AAD7125-KTP (Printed in U.S.A.) To Be Used With Ford Truck Parts Catalog 1 - COMPANY MASTER COPY

Series	Wheelbase	DSO Reference No.	Serial No.
BRAKE SYSTEM	ELECTRICAL	POWER TRAIN	WHEELS - HUBS - DRUMS
Brake Assy Front - RH (1)	Alternator (15)	Engine (28)	Hub or Spider & Drum FRI - RH (41)
Brake Assy Front - LH (2)	Wiring (Dash to Eng) (16)	Main Transmission Assy (29)	Hub or Spider & Drum FRI - LH (42)
Brake Assy -RR-RH-Sgl Axle or Fwd RR Tand (3)	Wiring (Cow) (17)	Main Trans Gear Shift Tower (30)	Spider & Drum Rear A/A or RH Disc Hub (Single Axle or RR-RR Tandem) (43)
Brake Assy -RR-RH-RR-RR Tand Only (4)	SUSPENSION	Auxiliary Transmission (31)	Disc Hub Rear - LH Only (Single Axle or RR - RR Tandem) (44)
Brake Assy -RR-LH-Sgl Axle or Fwd RR Tand (5)	Front Spring (18)	Aux Trans Gear Shift Assy (32)	Hub or Spider & Drum Fwd Rear RH if Diff. from RR - RR Tandem (45)
Brake Assy -RR-LH-RR-RR Tand Only (6)	Rear Spring (19)	4606 Shaft (Main Trans to Aux) (33)	Hub or Spider & Drum Fwd Rear LH if Diff. from RR - RR Tandem (46)
Brake Chamber Assy - Front (7)	Tandem Susp Assy - RH (20)	4817 Coupling Shaft (34)	Wheels or Rims A/A or FRI if Mixed (47)
Brake Chamber Assy - Rear - Rear of Single Axle or Rear of RR-RR Tand a/ (8)	Tandem Susp Assy - LH (21)	4810 Intermediate Shaft (35)	Wheels or Rims Rear Only if Mixed (48)
Brake Chamber Assy - Rear - FRI of Single Axle or FRI of RR-RR Tand a/ (9)	FRONT AXLE & STEERING	4802 Drive Shaft (36)	
Brake Chamber Assy - Rear - Rear of Fwd Rear Tandem a/ (10)	Front Axle Assy (22)	4884 Inter-Axle-Drive Shaft (37)	
Brake Chamber Assy - Rear - FRI of Fwd Rear Tandem a/ (11)	Tie Rod (23)	Rear Axle Assy - Sgl Axle or RR-RR Tand Only (38)	
Brake Booster Assy (12)	Steering Gear (24)	Rear Axle Assy - Fwd RR Tand Only (39)	
	Power Steering Pump (25)		
	SPEEDOMETER - GEARS		
	Speedometer Gear - Driving (26)		
	Speedometer Gear - Driven (27)		

Additional Copies Available \$1.00 Each
Ford Parts & Service Division
Special Order Section
P.O. Box 3020
Livonia, Michigan 48151
Vehicles Sold in Canada
Ford Motor Co. of Canada Ltd
P & A Div. Specifications Dept.
8000 Dixie Road
Bramalea, Ontario
Identify the Vehicle by Serial Number Shown Above

The following information can be decoded from data contained in the General Information Section of the Truck Parts Catalog-
Seek assistance from your Order Processing Distribution Center.

A	1	2	3	4	5	6	7	8	9	10	11	12	13	14	15	16	17	18	19	20	21	22	23	24	25	26	27	28	29	30	31	GVW	A
B	1	2	3	4	5	6	7	8	9	10	11	12	13	14	15	16	17	18	19	20	21	22	23	24	25	26	27	28	29	30	31		B
C	1	2	3	4	5	6	7	8	9	10	11	12	13	14	15	16	17	18	19	20	21	22	23	24	25	26	27	28	29	30	31		C
D	1	2	3	4	5	6	7	8	9	10	11	12	13	14	15	16	17	18	19	20	21	22	23	24	25	26	27	28	29	30	31		D
E	1	2	3	4	5	6	7	8	9	10	11	12	13	14	15	16	17	18	19	20	21	22	23	24	25	26	27	28	29	30	31		E

Tires - Paint - DSO

ADDITIONAL COPIES
BROADCAST SHEETS
For model years 1970 through 1978, order from the "Ford Parts and Service Division, Special Order Section P.O. Box 3020 Livonia, Mich. 48151". (Cost per Broadcast Sheet \$2.00 each)

TRUCK SPECIFICATIONS LIST
For model years 1978/, order from the "Ford Parts and Service Division, Special Order Section P.O. Box 3020 Livonia, Mich. 48151". (Cost per T.S.L. \$3.00 each)

1990/ TRUCK SERIES 600/900

GENERAL INFORMATION 45

MASTER CROSS REFERENCE GUIDE FOR THE TRUCK SPECIFICATION LIST (T.S.L.) SERIES 600/900

A revised T.S.L. for Louisville-built trucks was put into use on May 1, 1972 and was of the type shown on page 52.

T.S.L.'s are reduced to a decal and located as follows:

B Series and F cowl models - taped in glove box, to be applied after unit is completed at body company.

C-CT Series - bottom of passenger door.

CL-CLT Series - wrap around gear shift lever with incomplete vehicle manual.

F Series (except cowl) and L-LN-LNT-LT-LTS Series - between back glass and door facing on passenger side of cab.

Use the listing below to determine service part numbers or parts lists for the numbers shown on the upper part of the T.S.L.

Use the information on page 45 to decode the information shown in the lower part of the T.S.L.

NOTE: Check the catalog even though the D.S.O. box is checked on the upper part of the T.S.L. Many parts and

assemblies used on these vehicles may be standard or optional on other vehicles. If not listed

in the catalog, order the part on a Special Order basis through the dealer's Order Processing Distribution Center.

T.S.L. UPPER SECTION

ITEM	DESCRIPTION	BASIC NUMBER	CATALOG SECTION	CATALOG PAGE	GROUP NUMBER
* If T.S.L. indicates "See Front Axle", look up the front axle assy. number in the catalog section shown.					
1	Brake assy.-front-R.H.	2010,3004,3005	20.1	1	
2	Brake assy.-front-L.H.	2011,3004,3005	20.1	1	
3	Brake assy.-RR-R.H.-single axle or forward rear tandem	2209	22.1	1	
4	Brake assy.-RR-R.H.-rear rear tandem only	2209	22.1	1	
5	Brake assy.-RR-L.H.-single axle or forward rear tandem	2210	22.1	1	
6	Brake assy.-RR-L.H.-rear rear tandem only	2210	22.1	1	
7	Brake chamber assy.-front	2025,3004	20		2025
8	Brake chamber assy.-rear (See T.S.L. sample)	2025,2225	22		2225
9	Brake chamber assy.-rear (See T.S.L. sample)	2025,2225	22		2225
10	Brake chamber assy.-rear (See T.S.L. sample)	2025,2225	22		2225
11	Brake chamber assy.-rear (See T.S.L. sample)	2025,2225	22		2225
12	Brake booster assy.	2005	23.1	1	
15	Alternator	10346	103		10346
16	Wiring (dash to engine)	14398	140		14398
17	Wiring (cowl)	14401	144		14401
18	Front spring	5310	53		5310
19	Rear spring - single axle - tandem axle	5560 (Refer to items 20 and 21)	55		5560 5888
20	Tandem suspension assy.-R.H.	5A547,5888	55		5888
21	Tandem suspension assy.-L.H.	5A547,5890	55		5888
22	Front axle assy.	3004,3005,3010	30	1	
23	Tie rod	3004-5,3280	32		3280
24	Steering gear	3503,3N503,3504,3E528	35.1	1	
25	Power steering pump	3K514,3606,3D639,3A674, 3A691,3A696	36.1	1	
26	Speedometer gear-driving	17285	172	1	
27	Speedometer gear-driven	17322	172	1	
28	Engine	6007	60	1	
29	Main transmission assy.	7000,7003,7004	70	5	
30	Main transmission gearshift tower	7B101,7B124,7201,7210	72.1	1	
31	Auxiliary transmission	7A218,77900,4446543	70	3	
32	Auxiliary transmission gearshift assy.	7D088	72.1	1	
33	4606 Shaft (main transmission to auxiliary transmission)	4605,4606	46.1	5	
34	4817 Coupling shaft	4817	46.1	5	
35	4810 Intermediate shaft	4810	46.1	5	
36	4602 Driveshaft	4602	46.1	5	
37	4964 Inter-axle driveshaft	4964	46.1	5	
38	Rear axle assy.-single axle or rear rear tandem only	4004,4005,4006,4A297	40	3	
39	Rear axle assy.-forward rear tandem only	4A298,4304,4305	40	3	
41	Hub or spider and drum-front-R.H.	1013 (spoke),1102-3 (disc)	11.1	1	
42	Hub or spider and drum-front-L.H.	1013 (spoke),1102-3 (disc)	11.1	1	
43	Spider and drum rear A/A (all around) or R.H. disc hub (single axle or rear rear tandem)	1113	11.2	1	
44	Disc hub rear-L.H. only (single axle or rear rear tandem)	1114	11.2	1	
45	Hub or spider and drum (See T.S.L. sample)	1113	11.2	1	
46	Hub or spider and drum (See T.S.L. sample)	1114	11.2	1	
47	Wheels or rims A/A (all around) or front if mixed	1015,1020,1030	10	3	
48	Wheels or rims rear only if mixed	1015,1020,1030	10	3	

JULY, 1989

COPYRIGHT © 1989-

FORD MOTOR
COMPANY

-DEARBORN, MICHIGAN

NEW ISSUE

1990/ TRUCK SERIES 600/900

T.S.L. LOWER SECTION

GENERAL EXPLANATION

a. Boxes are identified by combining the row designation (A, B, C, D, E) with the column designation (1 through 31) to form a coordinate, i.e. "A1".

b. Related parts are grouped on the form:

TYPE of PART	BOXES	TYPE of PART	BOXES
Brakes	A1 - A9	Power train	B1 - B22, C1 - C2
Electrical	A10 - A23	Speedometer and tach	C3 - C11
Exhaust and suspension	A24 - A27	Wheels, hubs and drums	C12 - C13
Steering wheel	A28	Cab detail	D1 - D18
Fan	A30	Miscellaneous	E1 - E26
GVW	A31		

c. Boxes are marked in several different ways:

1) If "w" appears in a box, the part is a D.S.O. application and an explanation will appear in the lower portion after its coordinate (i.e. (D9HZ 90018A90 - A Graham roof vent"). Order the part number shown through the dealer's Order Processing Distribution Center.

2) If "X", a code number (1,2), or a code letter (A,B) appears in a box, refer to CODE EXPLANATION below to determine the meaning of the code.

EXAMPLE: "X" in Box A8 means the unit has a vacuum reserve tank, as noted under A8 in the listings below.

3) If " - " appears in a box, the item is not used on that unit or the item is "Standard Equipment". For instance, a " - " appearing in B13 on the T.S.L. for a truck with a manual transmission would indicate that the clutch used is the "standard" clutch for that unit.

4) In some cases, an engineering part number will appear in the box. This number may be converted into a service part number by using the Master Cross Reference List or the listing which is provided below.

d. Items which appear in the "Tires - Paint - DSO" Section without coordinates are D.S.O. items not covered in other portions of the Form.

CODE	EXPLANATION	CODE	EXPLANATION
	BRAKES A1 - A9		BRAKES A1 - A9 --- Cont'd
A1	Tractor Package	A5	Moisture Ejector
1	Tractor Package Non-Unitized	A	Auto. Moisture Ejector (Non-Heated)
2	Tractor Package Non-Unitized w/coiled lines	B	Auto. Moisture Ejector (Heated)
3	Tractor Package Non-Unitized w/12 ft. Lines	H	Heated Moisture Ejector
4	Tractor Package Unitized	X	Bendix Moisture Ejector (Non-Heated)
A2	Air Brake Hand Control	A6	Bright Windshield Moulding
X	Air Brake Hand Control	X	Bright Windshield Moulding
A3	Vacuum Brakes	A7	Air Compressor
1	Vacuum Hyd. - Single System	1	7 1/4 - Compressor
4	60/40 Split Hyd. System	2	13.2 cu. ft. Midland Ross
5	50/50 Split Hyd. System	4	12 ft. Bendix
A4	Park Brake	5	13.2 ft. Cummins
1	Maxi - Tandem Tractor or CL Single Axle	A8	Reservoir Tank
2	Maxi-Single Axle or Fwd. Rear and Rear-Rear Tandem	1	Vacuum Reserve Tank
3	Anchor LOK - Tandem Tractor or CL Single Axle	2	9.5' dia. Air Tank
4	Anchor LOK Park Brake (Single Axle or Fwd. Rear and Rear-Rear Tandem)	3	11' dia. Air Tank
5	MGM - Tandem Tractor or CL Single Axle	A9	Front Wheel Limiting Valve
6	MGM (Single Axle or Fwd. Rear and Rear-Rear Tandem)	X	Front Wheel Limiting Valve
A	9 x 3	ELECTRICAL A10 - A23	
B	10 x 3	A10	Line Haul Instrument Panel
C	12 x 4	X	Line Haul Instrument Panel
		A11	Direct Reading Gauge
		X	Direct Reading Gauge
		A12	Circuit Breakers
		2	Circuit Breaker (Automatic Reset) (1980) D.S.O. Application (1981)

1990/ TRUCK SERIES 600/900

CODE	EXPLANATION	CODE	EXPLANATION
ELECTRICAL A10 - A23 — Cont'd		EXHAUST and SUSPENSION A24 - A27 — Cont'd	
A13	Engine Warning Lights	A25	Front Shocks
K	Kysor Shutdown Syst. Includes Eng. Warn. Lights	X	Front Shocks
X	Engine Warning Lights	A26	Rear Shocks
Z	Engine Warning Lights with Buzzer	X	Rear Shocks
A14	Oil Temperature Gauge	A27	Auxiliary Rear Spring (5588)
X	Oil Temperature Gauge	Prefix and Suffix will be listed.	
A15	Coolant Recovery System	Refer to Master Cross Reference List (Form FPS 7425) to determine Service Number.	
X	Coolant Recovery System		
A16	Fender Mounted Turn Signal	STEERING WHEEL A28	
1	Fender Mounted Turn Signal	A28	Steering Wheel
2	Signal Stat Switch	1	18" Black 4 - Leather Wrapped 21"
3	Chrome Turn Signal Frames	2	20" Black 8 - 20" Brown
A	Line Only	3	22" Black 9 - 22" Brown
X	Both Turn Signal and Switch	FAN A30	
A17	Cab Lights-Pedestal	A30	Fan
T	Torpedo Type Lights	CODE	ENG. NUMBER SERVICE NUMBER
X	Pedestal Cab Lights	A	E0HT 8600-BA E0HZ 8600-A
A18	36" Tail Light Mounting	B	E0HT 8600-LA E0HZ 8600-J
X	36" Tail Light Mounting	C	E0HT 8600-CA E0HZ 8600-B
A19	Special Order Option Dress-Up (See D.S.O. Portion of T.S.L. for Information)		ED1D7HT 8600-AHC D7HZ 8600-A
A20	Muffler Guard		E0HT 8600-SA E0HZ 8600-H
X	Muffler Guard		E1HT 8600-CA
A21	Convenience Package	D	EDE0HT 8600-DA E0HZ 8600-C
X	Convenience Package (Includes R.H. Power Window, Observation Window, Stainless Mirror, Trailor Hook-Up Lamp)		E0HT 8600-DB E0HZ 8600-C
A22	Self Adjusting Clutch	E	D3HA 8600-M D3HZ 8600-E
S	Self Adjusting Clutch		E0HT 8600-RA
A23	Type Battery	F	E0HT 8600-SA E0HZ 8600-H
Type Battery will be listed such as: "1-12V-70" which means "Single-12 Volt-70 Amp."		G	E0HT 8600-MA E1HZ 8600-B
EXHAUST and SUSPENSION A24 - A27			E1TD 8600-CA E1HZ 8600-D
A24	Exhaust System	K	D3HA 8600-MA D3HZ 8600-E
1	Single Horizontal Muffler w/Vert. Pipe	L	D2HA 8600-AA D2HZ 8600-A
3	Single Vertical Muffler and Pipe	M	D7HA 8600-ZA D8HZ 8600-J
4	Dual Vertical Mufflers and Pipes	N	D5HA 8600-AEA D5HZ 8600-J
5	Dual Horizontal Mufflers and Pipes		E1HS 8600-EA E2HZ 8600-C
6	Dual Horizontal Mufflers and Vertical Pipes	W	D6HT 8600-HA D6HZ 8600-A
A	Single Plain Vertical Pipe and Horizontal Muffler Over Frame	Y	D7HA 8600-AGA D8HZ 8600-K
B	Single Bright Vertical Pipe and Horizontal Muffler Over Frame	Z	D7HT 8600-AHC D7HZ 8600-A
C	Single Bright Vertical Pipe and Horizontal Muffler Under Frame	AA	D9HT 8600-CA D9HZ 8600-A
D	Single Bright Vertical Pipe and Bright Vertical Muffler Frame Mounted	BB	D5HA 8600-TB D5HZ 8600-D
E	Dual Bright Vertical Pipe and Horizontal Muffler Over Frame		E0HT 8600-JA E0HZ 8600-F
F	Dual Bright Vertical Pipe and Bright Vertical Muffler Frame Mounted		E2HS 8600-AA E2HZ 8600-E
S	Single Horizontal Muffler and Pipe (Gas and Diesel)	CC	D5HA 8600-AHA D5HZ 8600-G
			E0HT 8600-HA E0HZ 8600-E
		DD	D7HA 8600-AAA D8HZ 8600-G
		EE	D7HA 8600-JA D8HZ 8600-A
		GG	D7HA 8600-MA D8HZ 8600-C
		HH	D7HA 8600-RA D8HZ 8600-M
		KK	D7HA 8600-TA D8HZ 8600-D
		LL	D7HT 8600-AKA D8HZ 8600-E
		MM	E0HT 8600-NA E0HZ 8600-G
		NN	E1HT 8600-AA E1HZ 8600-A
			E1HT 8600-AB

**1990/
TRUCK SERIES 600/900**

CODE			EXPLANATION			CODE			EXPLANATION			
GVW RATE						POWER TRAIN B1 - B22, C1 - C2 — Cont'd						
A31	Gross Vehicle Weight of the unit will be listed (in pounds)					B6	Radiators — Cont'd					
POWER TRAIN B1 - B22, C1 - C2						CODE	ENG. NUMBER		SERVICE NUMBER			
B1	1 Gal. Fuel Filter					AQ	D9HT 8005-AKB		D8HZ 8005-AE			
1	1 Gal. Fuel Filter w/Delete Standard Filter					AR	D9HT 8005-ALA		D8HZ 8005-AE			
D	Delete 1 Gal. Fuel Filter						EDD9HT 8005-ALA		D8HZ 8005-AE			
X	1 Gal. Fuel Filter						D9HT 8005-ALB		D9HZ 8005-AE			
B2	Starting Aid					AS	EDD9HT 8005-AMB		D9HZ 8005-J			
X	Cold Starting Aid						E0HT 8005-BDA					
B3	Immersion Block Heater						E0HT 8005-UA					
1	600 Watts					AT	E0HT 8005-UA					
2	1200 Watts (1980)						EDD9HT 8005-ARB		D9HZ 8005-H			
	Dual 600 Watts (1981)					AU	D9HT 8005-AVB		D9HZ 8005-H			
3	1000 Watts						EDD9HT 8005-AVB					
B5	Wedge						E0HT 8005-BFA					
1	C8TA 4357-A				C8TZ 5A313-A	AV	E0HT 8005-YA		E1HZ 8005-K			
2	CLTT 4357-K						D9HT 8005-BD		D9HZ 8005-C			
3	C8HA 4357-A					C8HZ 4357-A		D9HT 8005-BE		D9HZ 8005-C		
4	C2TA 4357-G					C3TZ 5A313-D	AW	D9HT 8005-BLA		E0HZ 8005-G		
7	DOHZ 4357-A					DOHZ 5A313-B		D9HT 8005-BLB		E0HZ 8005-G		
B6	Radiators (Check Rad. Ident. Number)						E0HT 8005-ASA					
CODE	ENG. NUMBER		SERVICE NUMBER			AX	E1HT 8005-KA		E1HZ 8005-M			
U	E0HT 8005-BFA						D9HT 8005-BMA		E0HZ 8005-G			
Z	E0HT 8005-BEA						D9HT 8005-BMB		E0HZ 8005-G			
AA	ED3D8HT 8005-AB		D8HZ 8005-J				E0HT 8005-BGA		E0HZ 8005-G			
	D9HT 8005-BYA		D8HZ 8005-AH			AY	D9HT 8005-BSA		D8HZ 8005-C			
	E0HT 8005-BBA		D8HZ 8005-AH				ED 5D8HT 8005-BAA		D8HZ 8005-C			
	E2HT 8005-CA						ED 6D8HT 8005-BAA		D8HZ 8005-C			
AB	ED3D8HT 8005-BB		D8HZ 8005-K			AZ	D9HT 8005-BTA		D8HZ 8005-A			
	D9HT 8005-BNA		D8HZ 8005-AH				ED5D8HT 8005-BBA					
	E0HT 8005-BCA		D8HZ 8005-AH				ED6D8HT 8005-BBA					
AC	D9HT 8005-BRA		D8HZ 8005-AH			BA	E0HT 8005-ALB		D8HZ 8005-A			
	E0HT 8005-BAA		D8HZ 8005-AH				D9HT 8005-BUA		D8HZ 8005-D			
AD	D8HT 8005-DB		D8HZ 8005-L				ED6D8HT 8005-BCA		D8HZ 8005-D			
	E0HT 8005-AZA		D8HZ 8005-AG				ED5D8HT 8005-BCA					
AE	D8HT 8005-EB		D8HZ				E0HT 8005-ALC		D8HZ 8005-D			
	D9HT 8005-BFA		D8HZ 8005-AG				E1HT 8005-YA		D8HZ 8005-D			
	E0HT 8005-AYA		D8HZ 8005-AG				E0HT 8005-ALB		D8HZ 8005-D			
AF	D8HT 8005-SA		D8HZ 8005-U			BB	D9HT 8005-BVA		D8HZ 8005-B			
	D9HT 8005-BEA		D8HZ 8005-U				ED6D8HT 8005-BDA		D8HZ 8005-B			
	E2HT 8005-RA		E2HZ 8005-E				ED5D8HT 8005-BDA					
AG	D8HT 8005-TA		D8HZ 8005-V			BC	D9HT 8005-GE		D9HZ 8005-B			
	D9HT 8005-BDA		D8HZ 8005-V				D9HT 8005-GF		D9HZ 8005-B			
AH	D9HT 8005-AAB		D9HZ 8005-A			BD	D9HT 8005-HD		D9HZ 8005-C			
	D9HZ 8005-AAC		E0HZ 8005-G				D9HT 8005-HE		D9HZ 8005-C			
	E0HT 8005-AUA		E0HZ 8005-G			BE	D9HT 8005-LD		D9HZ 8005-K			
AI	D9HT 8005-AB		D9HZ 8005-A				D9HT 8005-LE		D9HZ 8005-K			
	D9HT 8005-AD		D9HZ 8005-A			BF	D9HT 8005-ND		D9HZ 8005-C			
	E0HZ 8005-AVA		E0HZ 8005-G				E0HT 8005-ARA		D9HZ 8005-C			
AJ	D9HT 8005-ADC		D9HZ 8005-A			BG	D9HT 8005-UD		D9HZ 8005-K			
	E0HT 8005-ATA		E0HZ 8005-G				D9HT 8005-UE		D9HZ 8005-K			
AK	D9HT 8005-AEC		D9HZ 8005-F			BH	D9HT 8005-VC		D9HZ 8005-F			
	D9HT 8005-AED		D9HZ 8005-F				D9HT 8005-VD		D9HZ 8005-F			
AL	D9HT 8005-AFA		D9HZ 8005-G			BI	E0HT 8005-AAA		E0HZ 8005-B			
	D9HT 8005-AFB		D9HZ 8005-G				E0HT 8005-AAC		E0HZ 8005-B			
	E1HT 8005-UA					BJ	E0HT 8005-BB		E0HZ 8005-A			
AM	D9HT 8005-AGA		D9HZ 8005-G				E0HT 8005-BC		E0HZ 8005-A			
	D9HT 8005-AGB		D9HZ 8005-G						(B-F Series)			
AN	D9HT 8005-AHA		D9HZ 8005-G						E0HZ 8005-A			
	D9HT 8005-AHB		D9HZ 8005-G				D9HT 8005-BNA		D8HZ 8005-AH			
AP	D9HT 8005-AJA		D8HZ 8005-AE						(L Series)			
	D9HT 8005-AJB		D8HZ 8005-AE				E0HT 8005-BD		E0HZ 8005-A			
AQ	D9HT 8005-AKA		D8HZ 8005-AE						(B-F Series)			

**1990/
TRUCK SERIES 600/900**

CODE EXPLANATION			CODE EXPLANATION		
POWER TRAIN B1 - B22, C1 - C2 — Cont'd			POWER TRAIN B1 - B22, C1 - C2 — Cont'd		
B6	Radiators — Cont'd		B6	Radiators — Cont'd	
CODE	ENG. NUMBER	SERVICE NUMBER	CODE	ENG. NUMBER	SERVICE NUMBER
BK	EOHT 8005-DC	EOHZ 8005-A	DB	E1HT 8005-FB	E1HZ 8005-L
	EOHT 8005-DD	EOHZ 8005-A		E1HT 8005-FD	
	EOHT 8005-DE	EOHZ 8005-A	DE	E1HT 8005-JA	
BL	EOHT 8005-EC	EOHZ 8005-F	DF	E1HT 8005-MA	E1HZ 8005-P
	EOHT 8005-EE	EOHZ 8005-F	DG	E2HT 8005-EA	
BM	EOHT 8005-FC	EOHZ 8005-F	DH	E2HT 8005-FA	
	EOHT 8005-FD	EOHZ 8005-F	DI	E2HT 8005-KA	E2HZ 8005-A
	EOHT 8005-FE	EOHZ 8005-F	DJ	E2HT 8005-MA	E2HZ 8005-C
BN	EOHT 8005-GC	EOHZ 8005-F		E3HT 8005-AEA	
	EOHT 8005-GD	EOHZ 8005-F	DK	E2HT 8005-NA	E2HZ 8005-D
	EOHT 8005-GE	EOHZ 8005-F		E3HT 8005-ADA	
BP	EOHT 8005-HC	EOHZ 8005-B	DM	E2HT 8005-UB	E2HZ 8005-L
BQ	EOHT 8005-JC	EOHZ 8005-B	DN	E2HT 8005-VB	
	EOHT 8005-JD	EOHZ 8005-B	DP	E2HT 8005-ADA	
	EOHT 8005-JE	EOHZ 8005-B	EI	E3HT 8005-AMA	
BR	EOHT 8005-KB	EOHZ 8005-D	EJ	E3HT 8005-ARA	
	EOHT 8005-KC	EOHZ 8005-D	EK	E3HT 8005-ANA	
	EOHT 8005-KD	EOHZ 8005-D	B7	By-Pass Oil Filter	
	ED EOHT 8005-KC	EOHZ 8005-D	1	Cummins Fleetguard-Frame MTD	
BS	EOHT 8005-LB	EOHZ 8005-D	2	Cummins Fleetguard-Back of Cab MTD	
	EOHT 8005-LC	EOHZ 8005-D	3	Luberfiner Steel-Frame MTD	
	EOHT 8005-LD	EOHZ 8005-D	4	Luberfiner Steel-Back of Cab MTD	
	ED EOHT 8005-LC	EOHZ 8005-D	5	Luberfiner Aluminum-Frame MTD	
BT	EOHT 8005-NB	EOHZ 8005-E	6	Luberfiner Aluminum-Back of Cab MTD	
	EOHT 8005-NC	EOHZ 8005-E	B8	Water Filter	
	EOHT 8005-ND	EOHZ 8005-E	P	Perry Water Filter	
	ED EOHT 8005-NC	EOHZ 8005-E	B9	Air Cleaner	
BU	EOHT 8005-RB	EOHZ 8005-E	A	Donaldson (Engine MTD)	
	EOHT 8005-RC	EOHZ 8005-E	B	Donaldson (Frame MTD)	
	EOHT 8005-RD	EOHZ 8005-E	C	Farr Dynacell (Engine MTD)	
	ED EOHT 8005-RC	EOHZ 8005-E	D	Farr Slimline (Frame MTD)	
	ED E1HT 8005-NA		1	1 Stage Dry Type w/o Restriction Indicator	
	E1HT 8005-NB	E1HZ 8005-F	2	1 Stage Dry Type w/Restriction Indicator	
BV	EOHT 8005-TB	EOHZ 8005-C	3	Donaldson 1 Stage Dry Type	
	EOHT 8005-TC	EOHZ 8005-C	4	Donaldson 2 Stage Dry Type	
	EOHT 8005-TD	EOHZ 8005-C	5	H.D. Dry Type w/Restriction Indicator	
	ED EOHT 8005-TC	EOHZ 8005-C	6	H.D. Fram w/Restriction Indicator	
	EDE1HT 8005-RA		B10	Electric Fuel Pump	
BW	EOHT 8005-ZB	EOHZ 8005-F	X	Electric Fuel Pump	
	EOHT 8005-ZC	EOHZ 8005-F	B11	Hand Control Throttle	
	EOHT 8005-ZD	EOHZ 8005-F	L	Hand Control Throttle—Locking	
BX	EOHT 8005-AHB	EOHZ 8005-F	N	Hand Control Throttle—Non-locking	
	EOHT 8005-AHC	EOHZ 8005-F	V	Vernier Type	
BZ	EOHT 8005-BEA	D9HZ 8005-H	B12	Magnetic Trap—Fill Plug	
	EDEOHT 8005-VA		X	Fill Plug	
	EOHT 8005-VA	E1HZ 8005-J	B13	Clutch	
CA	E1HT 8005-BB	E1HZ 8005-A	CODE	ENG. NUMBER	SERVICE NUMBER
	E1HT 8005-BC		A	C8TA 7550-AM	C8TZ 7550-F
	E2HT 8005-VA		B	D3HA 7550-DA	D3HZ 7550-D
CB	E1HT 8005-CB		C	D3HA 7550-FA	D3HZ 7550-C
CD	E1HT 8005-DB	E1HZ 8005-A	D	D4HA 7550-DA	D4HZ 7550-D
	E1HT 8005-DC	E1HZ 8005-A	E	D4HA 7550-EA	D4HZ 7550-E
	E2HT 8005-UA	E2HZ 8005-H	F	D4HA 7550-FA	D4HZ 7550-F
CE	E1HT 8005-EB	E1HZ 8005-C		EOHT 7550-MA	EOHZ 7550-V
	E1HT 8005-EC	E1HZ 8005-C	G	D4HA 7550-GA	D4HZ 7550-G
	E2HT 8005-TA	E2HZ 8005-G	H	D7HA 7550-CA	D8HZ 7550-C
CF	E1HT 8005-FA			EOHT 7550-EA	EOHZ 7550-B
CI	EDE1HT 8005-SB		J	D7HA 7550-DA	D8HZ 7550-N
	E1HT 8005-SB		L	EOHT 7550-LA	EOHZ 7550-J
DA	E1HT 8005-AC	E1HZ 8005-E			
	E1HT 8005-AE				

JULY, 1989

COPYRIGHT © 1989—

FORD MOTOR

—DEARBORN, MICHIGAN

COMPANY

NEW ISSUE

**1990/
TRUCK SERIES 600/900**

CODE EXPLANATION			CODE EXPLANATION		
B13 Clutch — Cont'd			B15 Torque Arm-Forward-Rear-cont'd.		
POWER TRAIN B1 - B22, C1 - C2 — Cont'd			POWER TRAIN B1 - B22, C1 - C2 — Cont'd		
CODE	ENG. NUMBER	SERVICE NUMBER	CODE	ENG. NUMBER	SERVICE NUMBER
N	D4HS 7550-DA	D8HZ 7550-J (#127817-2X)	M	D4HS 4962-FA and D7HT 4962-AKA D3HS 4962-UA	D8HZ 4612-D and D8HZ 4612-A D8HZ 4612-G
	E0HT 7550-SA	E0HZ 7550-R (#128138-2)	N	D4HS 4962-FA	D8HZ 4612-D
P	E0HT 7550-NA	E0HZ 7550-L	P	D7HT 4962-ABA	D7HZ 4612-J
Q	D3HS 7550-AA	D8HZ 7550-E (4 blades)	Q	D7HT 4962-ANA	D7HZ 4612-K
	E0HT 7550-JA	E0HZ 7550-E (round)	R	D4HS 4962-FA	D8HZ 4612-D
R	E0HT 7550-TA	E0HZ 7550-T	T	D3HS 4962-VA and D4HA 4962-EA E2HS 4962-AUA	D2HZ 4612-AB and D4HZ 4612-A
S	E0HT 7550-HA	E0HZ 7550-C			
T	E0HT 7550-KA	E0HZ 7550-G 15 1/2"	B16 Torque Arm-Rear-Rear		
U	E0HT 7550-EA	E0HZ 7550-A			
	E2HT 7550-BA	E2HZ 7550-A			
	E2HT 7550-DA	E2HZ 7550-B			
W	E0HT 7550-RA	E0HZ 7550-N			
B14	D.S.O. Noise Shielding (See D.S.O. Portion of T.S.L. for information)				
B15 Torque Arm-Forward-Rear					
CODE	ENG. NUMBER	SERVICE NUMBER	CODE	ENG. NUMBER	SERVICE NUMBER
1	D2HS 4962-AUA and D7HT 4962-ABA D8HS 4962-BA and D7HT 4962-AKA	D7HZ 4612-F D7HZ 4612-J D8HZ 4612-F and D8HZ 4612-A	1	D2HS 4962-AUA and D7HT 4962-ABA	D7HZ 4612-F D7HZ 4612-J
2	D2HS 4962-AZA and D7HT 4962-ABA	D2HZ 4612-J D7HZ 4612-J	2	D7HT 4962-ABA	D7HZ 4612-J
3	D2HS 4962-ASA D3HS 4962-MA and D7HT 4962-ABA	D7HZ 4612-D D7HZ 4612-G D7HZ 4612-J	3	D3HS 4962-SA	D7HZ 4612-H
4	D2HS 4962-AZA and D7HT 4962-ABA D3HS 4962-VA and D4HA 4962-EA	D2HZ 4612-J and D7HZ 4612-J D2HZ 4612-AB D4HZ 4612-A	4	D2HS 4962-ANA	D7HZ 4612-C
5	D2HS 4962-AA D4HS 4962-FA and D7HT 4962-AKA	D8HZ 4612-D D8HZ 4612-A	5	D3HS 4962-MA	D7HZ 4612-G
6	D2HS 4962-FA	D7HZ 4612-B	6	D2HS 4962-FA D2HS 4962-ANA and D7HT 4962-ABA	D7HZ 4612-B D7HZ 4612-C D7HZ 4612-J
7	D2HS 4962-ATA	D7HZ 4612-E	7	D2HS 4962-AUA D3HS 4962-MA and D7HT 4962-AKA	D7HZ 4612-F D7HZ 4612-G D8HZ 4612-A
8	D3HS 4962-MA	D7HZ 4612-G	8	D2HS 4962-ASA D3HS 4962-VA and D4HA 4962-DA	D7HZ 4612-D D2HZ 4612-AB D2HZ 4612-K
9	D3HS 4962-SA	D7HZ 4612-H	9	D2HS 4962-ATA	D7HZ 4612-E
A	D3HS 4962-UA D2HS 4962-AA	D8HZ 4612-G	B	D3HS 4962-UA	D8HZ 4612-G
B	D2HS 4962-ARA	D8HZ 4612-H	C	D8HT 4962-BA D2HS 4962-ANA	D8HZ 4612-F D7HZ 4612-C
C	D2HT 4962-AA D2HS 4962-ANA	D7HZ 4612-C	D	D2HA 4962-SA D2HS 4962-ARA	D2HZ 4612-AJ D8HZ 4612-H
D	D2HA 4962-SA D2HS 4962-ARA	D2HZ 4612-AJ D8HZ 4612-H	E	D8HT 4962-CA	D9HZ 4612-A
E	D2HS 4962-AUA and D7HT 4962-ABA D2HS 4962-ASA	D7HZ 4612-F and D7HZ 4612-J D7HZ 4612-D	F	D2HS 4962-ASA D7HT 4962-ARA	D7HZ 4612-D D7HZ 4612-L
F	D7HT 4962-ARA D2HS 4962-ATA	D7HZ 4612-L D7HZ 4612-E	G	D2HS 4962-ATA	D7HZ 4612-E
G	D3HS 4962-MA and D7HT 4962-ABA	D7HZ 4612-G D7HZ 4612-J	H	D2HS 4962-FA	D7HZ 4612-B
H	D2HS 4962-FA	D7HZ 4612-B	I	D7HT 4962-ANA	D7HZ 4612-K
K	D7HT 4962-ANA	D7HZ 4612-K	J	D2HS 4962-ANA and D7HT 4962-ABA	D7HZ 4612-C and D7HZ 4612-J
L	D3HS 4962-AAA D3HS 4962-MA	D3HZ 4612-A D7HZ 4612-G	K	D3HS 4962-AAA D3HS 4962-MA	D3HZ 4612-A D7HZ 4612-G
L	D2HS 4962-ANA D3HS 4962-SA	D7HZ 4612-C D7HZ 4612-H	L	D3HS 4962-SA	D7HZ 4612-H
			M	D7HT 4962-AKA and D3HS 4962-MA D3HS 4962-UA	D8HZ 4612-A and D7HZ 4612-G D8HZ 4612-G
			N	D7HT 4962-ACA	D7HZ 4612-A
			P	D2HS 4962-AUA and D7HT 4962-ABA	D7HZ 4612-F and D7HZ 4612-J
			Q	D7HT 4962-ANA	D7HZ 4612-K
			R	D8HT 4962-CA	D9HZ 4612-A
			T	D3HS 4962-VA and D4HA 4962-DA D2HS 4962-AUA	D2HZ 4612-K D7HZ 4612-F
			U	D2HS 4962-AZA	D2HZ 4612-J
			V	D7HT 4962-ACA	D7HZ 4612-A

1990/ TRUCK SERIES 600/900

CODE	EXPLANATION	CODE	EXPLANATION		
● Incl. control, ♦ Less control, ‡ Control					
POWER TRAIN B1 - B22, C1 - C2 - Cont'd		POWER TRAIN B1 - B22, C1 - C2 - Cont'd			
B17	Radiator Shutter	B18	Fan Shrouds		
CODE	ENG. NUMBER	SERVICE NUMBER	CODE	ENG. NUMBER	SERVICE NUMBER
A	D7HT 8475-ZA	●D8HZ 8475-C	P	D7HT 8146-GB	D8HZ 8146-B
B	E0HT 8475-AA	●D2HZ 8475-E		E0HT 8146-LB	D8HZ 8146-B
	E1HT 8475-AB	E1HZ 8475-A	Q	D7HT 8146-JB	D8HZ 8146-C
C	D7HT 8475-UA	●D7HZ 8475-A		E0HT 8146-KA	E0HZ 8146-F
	E1HT 8475-JA		R	D2HA 8147-AA	D2HZ 8147-A (R.H.)
D	D7HT 8475-AAA	●D8HZ 8475-D		E1HT 8147-CA	
G	D7HT 8475-JC	♦D8HZ 8475-A		E1HT 8148-CA	
		‡D8HZ 8A175-A		D0HA 8148-M	D0HZ 8148-C (L.H.)
	E0HT 8475-EA	E1HZ 8475-C		E2HT 8147-AA	
	E1HT 8475-BA			E2HT 8148-CA	
H	D7HT 8475-NB	♦D8HZ 8475-B		ED1E3HT 8146-BC	
		‡D8HZ 8476-A	S	D0HA 8147-R	D0HZ 8147-B (R.H.)
K	D9HT 8475-DA	D9HZ 8475-A		D0HA 8148-L	D0HZ 8148-B (L.H.)
L	D7HT 8475-ABA	●D8HZ 8475-F		E1HT 8147-BA	
M	D7HT 8475-VA	●D5HZ 8475-D		E1HT 8148-BA	
	E1HT 8475-GA			ED1E3HT 8A247-AC	
O	D7HT 8475-YA	●D5HZ 8475-C	T	D7HT 8146-EA	D7HZ 8146-A
	EDD7HT 8475-YA	D5HZ 8475-C	U	E2HT 8146-AA	
	E1HT 8475-KA	E1HZ 8475-D			
	E1HT 8475-DA		B19	Fuel Tank Part No. (L.H. Side or Inside) Engineering part number will be listed. Refer to Master Cross Reference List for service number.	
	EDE1HT 8475-DA	D5HZ 8475-C	B20	Fuel Tank Part No. (R.H. Side) Engineering part number will be listed. Refer to Master Cross Reference List for service number.	
B18	Fan Shrouds		B21	Driveshaft Support Plate for 4817 Shaft--(4831) Engineering part number will be listed. Refer to Master Cross Reference List for service number.	
CODE	ENG. NUMBER	SERVICE NUMBER	B22	Anti-skid Control	
2	D6HA 8146-GA	D6HZ 8146-C	D	Delete anti-skid control	
3	E1HT 8146-AB	E1HZ 8146-A	E	Eaton skid control	
7	C8HA 8146-B	C8HZ 8146-A	K	Kelsey skid control	
8	E1HT 8147-AC		C1	Intermediate Shaft Support Plate Engineering part number will be listed. Refer to Master Cross Reference List for service number.	
	E1HT 8148-AC		C2	Driveline Size Industry Designation (example 6C, 7C) of the Driveline size will be listed. (Refer to size chart in group 4851)	
9	E0HT 8A247-AB	E0HZ 8146-D	SPEEDOMETER and TACH C3 - C11		
	EDE1HT 8A247-AC	E1HZ 8146-N	C3	Tachometer	
	EDE0HT 8A247-AB	E0HZ 8146-D	X	Tachometer	
A	E0HT 8146-AC	E0HZ 8146-A	C4	Tachograph	
E	D6HA 8146-CA	D6HZ 8146-B	X	Tachograph--RPM	
F	D9HT 8146-FB	D9HZ 8146-B	C5	Speedograph	
G	D9HT 8146-KD	D9HZ 8146-D	X	Speedograph--MPH	
H	D9HT 8146-HA	D9HZ 8146-C	C6	Metric Speedometer/Export Decal	
I	D9HT 8146-LA	D9HZ 8146-E	1	Metric Speedometer	
	E1HT 8146-HA	E1HZ 8146-K	2	Export Safety Decal	
J	D9HT 8146-MB	D9HZ 8146-F	3	Both	
	E1HT 8146-GA	E1HZ 8146-L			
K	E0HT 8146-CB	E0HZ 8146-B			
	E0HT 8146-MA	E1HZ 8146-B			
L	D4HA 8146-AB	D4HZ 8146-C			
	E1HT 8146-CA				
	E2HT 8146-BA				
M	E0HT 8146-DB	E0HZ 8146-C			
N	E0HT 8146-GA	E0HZ 8146-E			
	E0HT 8146-GB	E0HZ 8146-E			
	EDE0HT 8146-GB				
	EDE1HT 8146-DC	E1HZ 8146-M			

1990/
TRUCK SERIES 600/900

CODE	EXPLANATION	CODE	EXPLANATION
SPEEDOMETER and TACH C3 - C11 — Cont'd		CAB DETAIL D1 - D18 — Cont'd	
C7	Speedometer Gear Adapter (17294) Engineering part number prefix and suffix will be listed. Refer to Cross Reference List in Group 17294 of catalog for service number.	D2	R.H. Cowl Vent
		X	R.H. Cowl Vent
		D3	Roof Vent
		X	Roof Vent
C8	Tachometer Cable Engineering part number will be listed. Refer to Cross Reference listing in group 17260 of catalog.	D4	Tilt Air Assist
		X	Tilt Air Assist
C9	Speedometer Cable (17260)—(Longer, if Two) An abbreviated Prefix and Suffix will be listed. If the Suffix begins with "5" the basic number is 17B351. If the Suffix begins with "6" the basic number is 17260. Refer to Cross Reference listing in group 17260 of catalog.	D5	Assist Handles
		1	L.H. Assist Handle
		2	R.H. and L.H. Assist Handles
		D6	Paint Option Special Paint Instructions will be listed in D.S.O. portion of T.S.L.
C10	Speedometer Cable (17260) - (Shorter, if Two) An abbreviated Prefix and Suffix will be listed. If the Suffix begins with "5" the basic number is 17B351. If the Suffix begins with "6" the basic number is 17260. If neither "5" or "6" are listed, the basic number is 17260. Refer to Cross Reference listing in group 17260 of catalog.	D7	R.H. Visor
		X	R.H. Visor
		D8	Tinted Glass
		1	Tinted Windshield only
		2	Tinted Glass All Around
C11	Instrumentation Package	D9	Retractable Seat Belts
X	Instrumentation Package	X	Retractable Seat Belts
WHEELS, HUBS and DRUMS C12—C13		D10	Arm Rests
C12	Front Wheel Seals	1	R.H. Arm Rest
1	Stemco Front Wheel Seals	2	L.H. Arm Rest
		3	R.H. and L.H. Arm Rests
C13	Rear Wheel Seals	D11	Matress
1	Stemco Rear Wheel Seals	1	Inner Spring
		2	Foam Rubber
CAB DETAIL D1—D18		D12	Parallel Wipers
D1	Type Cab	1	Parallel Wipers (Air)
2	Chassis Cab with Butterfly Front End	2	Parallel Wipers (Vacuum-Electric)
3	Chassis Cab w/Tilting Hood (A Line)	D13	Adjustable Steering Column
5	54" Non-Sleeper Aluminum w/Corner Windows (1980)	X	Adjustable Steering Column
6	64" Non-Sleeper Aluminum w/Corner Windows (1980)	D14	Trim Color Trim Color will be listed.
8	Steel Cab (Non-Sleeper)		
C	Cowl		
F	Fire Truck—Chassis Cab		
S	Steel Cab (Sleeper)		
U	54" Non-Sleeper Aluminum w/o Corner Windows		
W	64" Non-Sleeper Aluminum w/o Corner Windows		
X	76" Sleeper Aluminum		
Y	88" Sleeper Aluminum		
Z	110" Sleeper Aluminum		

1990/
TRUCK SERIES 600/900

CODE	EXPLANATION	CODE	EXPLANATION
CAB DETAIL D1 - D18 — Cont'd		CAB DETAIL D1 - D18 — Cont'd	
D15	Seat—Driver Side or Bench	D16	B-C-F-L Series Trim and Seats — Cont'd
10	Bench Seat Standard	EZ	Tobacco Trim w/Saddle Knit and Vinyl Bucket Seat
11	Bench Seat Custom Cushion (1980)	FS	Gray Trim w/Polyknit Vinyl Bucket Seat
	Bench Seat w/Folding Back (1981)	FT	Caramel Trim w/Polyknit Vinyl Bucket Seat
12	Lear-Siegler Unison Action-Lo Back	GP	Tan-Saddle Trim w/Polyknit Vinyl Bucket Seat
13	Lear-Siegler Unison 675-Lo Back	HZ	Saddle Trim w/Knit and Vinyl Bucket Seat
14	Bostrom West Coaster-Lo Back	JZ	Saddle Trim w/Vinyl Bench Trim
15	Bostrom Level Aire-Lo Back	KP	Tan-Saddle w/Polyknit Vinyl Bench Seat
16	National Cush-N-Aire-Lo Back	LP	Tan-Saddle Trim w/HD Black Vinyl Bench Seat
17	National Fixed-Lo Back	LZ	Saddle Trim w/HD Black Vinyl Bench Seat
18	Lear-Siegler Neway Air Suspended-Lo Back	SA	Gray Trim w/Weave and Vinyl Bench Seat
19	Bostrom West Coaster II-Hi Back	SB	Gray Trim w/HD Black Vinyl Bench Seat
20	Bostrom Level Aire II-Hi Back	SC	Gray Trim w/Knit and Vinyl Bench Seat
21	National Cush-N-Aire-Hi Back	SD	Gray Trim w/Vinyl Bench Seat
22	National Fixed-Hi Back	TA	Caramel Trim w/Vinyl Bench Seat
D16	Trim and Type Seats	TB	Caramel Trim w/Knit and Vinyl Bench Seat
	B-C-F-L Series Trim and Seats	TC	Caramel Trim w/Polyknit Vinyl Bench Seat
AB	Blue Trim w/Vinyl Bench Seat	TD	Caramel Trim w/HD Black Vinyl Bench Seat
AD	Red Trim w/Vinyl Bench Seat	ZA	Tobacco Trim w/Vinyl Bench Seat
AS	Gray Trim w/Weave and Vinyl Bench Seat	ZB	Tobacco Trim w/HD Black Vinyl Bench Seat
	Black Lamar Vinyl Bench	ZC	Tobacco Trim w/Weave and Vinyl Bench Seat
AT	Nutmeg Trim w/Vinyl Bench Seat	ZD	Tobacco Trim w/Knit and Vinyl Bucket Seat
AZ	Tobacco Trim w/Vinyl Bench Seat		CL Series Trim and Seats
	Saddle Trim w/Knit & Vinyl Bucket Seat (CL Series)	AZ	Saddle Trim w/Knit and Vinyl Bucket Seat
BA	Blue Trim w/Vinyl Bench Seat	BB	Blue Trim w/Polyknit Vinyl Bucket Seat
BB	Blue Trim w/Knit and Vinyl Bench Seat	BD	Red Trim w/Polyknit Vinyl Bucket Seat
	Blue Trim w/Poly Knit Vinyl Bucket Seat (CL Series)	BT	Caramel Trim w/Polyknit Vinyl Bucket Seat
BD	Blue Trim w/HD Black Vinyl Bench Seat	CP	Tan-Saddle Trim w/Polyknit Vinyl Bucket Seat
	Red Trim w/Knit and Vinyl Bench Seat	DB	Red Trim w/Polyknit Vinyl Bucket Seat
	Red Trim w/Polyknit Vinyl Bucket Seat (CL Series)	PC	Tan-Saddle Trim w/Polyknit Vinyl Bucket Seat
BS	Gray Trim w/HD Black Vinyl Bench Seat	TB	Caramel Trim w/Polyknit Vinyl Bucket Seat
BT	Nutmeg Trim w/Knit and Vinyl Bench Seat	ZA	Saddle Trim w/Knit and Vinyl Bucket Seat
	Caramel Trim w/Polyknit Vinyl Bucket Seat (CL Series)	Note:	HD Black Vinyl Seats are used with different Color Trim
BZ	Tobacco Trim w/HD Black Vinyl Bench Seat	D17	Type Seat—Passenger Side Only
CD	Red Trim w/Polyknit Vinyl Bench Seat	10	Lear-Siegler Unison Companion-Lo Back
CP	Tan-Saddle Trim w/Polyknit Vinyl Bucket Seat (CL Series)	11	Lear-Siegler Neway Companion-non-suspended-Lo Back
CS	Gray Trim w/Knit and Vinyl Bench Seat	12	Lear-Siegler Neway Companion-suspended-Lo Back
CT	Nutmeg Trim w/Polyknit Vinyl Bench Seat	13	Bostrom Companion-non-suspended-Lo Back
CZ	Tobacco Trim w/Weave and Vinyl Bench Seat	14	Bostrom West Coaster II-suspended-Lo Back
DA	Red Trim w/Vinyl Bench Seat	15	Bostrom Levelaire II-suspended-Lo Back
DB	Red Trim w/Knit and Vinyl Bench Seat	16	National Cush-N-Aire Companion-non-suspended-Lo Back
	Blue Trim w/HD Black Vinyl Bench Seat	17	National Cush-N-Aire-suspended-Lo Back
DC	Red Trim w/Polyknit Vinyl Bench Seat	18	Bostrom West Coaster II-non-suspended-Hi Back
DD	Red Trim w/HD Black Vinyl Bench Seat	19	Bostrom West Coaster II-suspended-Hi Back
DS	Gray Trim w/HD Black Vinyl Bucket Seats	20	Bostrom Levelaire II-suspended-Hi Back
DT	Nutmeg Trim w/HD Black Vinyl Bench Seat	21	National Cush-N-Aire Companion non-suspended-Hi Back
		22	National Cush-N-Aire-suspended-Hi Back

1990/
TRUCK SERIES 600/900

CODE EXPLANATION			CODE EXPLANATION		
CAB DETAIL D1 - D-18 — Cont'd			CAB DETAIL D1 - D18 — cont'd.		
D18	Battery Cable		D18	Battery Cable — cont'd	
CODE	ENG. NUMBER	SERVICE NUMBER	CODE	ENG. NUMBER	SERVICE NUMBER
AA	D7HT 14300-AB (Left)	D7HZ 14300-A	BH	EDD9HT 14300-BDB (Left)	D9HZ 14300-BB
	D9HT 14300-CHA (Both)			D9HT 14300-BDC (Left)	D9HZ 14300-BB
AB	D7HT 14300-DB (Both)	D8HZ 14300-D		E2HT 14300-FA	
	D9HT 14300-CTA (Both)	D8HZ 14300-D	BI	D9HT 14300-BEA (Left)	D9HZ 14300-BC
AC	D7HT 14300-GB (Left)	D8HZ 14300-G		EDD9HT 14300-BEA (Left)	D9HZ 14300-BC
	D9HT 14300-CKA (Left)	D8HZ 14300-D		D9HT 14300-BEB (Left)	D9HZ 14300-BC
AD	D7HT 14300-HB (Left)	D8HZ 14300-H	BJ	D9HT 14300-BFA (Left)	D9HZ 14300-BD
	D9HT 14300-CLA (Left)	D8HZ 14300-H		EDD9HT 14300-BFA (Left)	D9HZ 14300-BB
AE	D7HT 14300-RB (Left)	D8HZ 14300-R		D9HT 14300-BFB (Left)	D9HZ 14300-BB
	D9HT 14300-CMA (Left)	D8HZ 14300-R	BK	D9HT 14300-BGA (Left)	D9HZ 14300-BG
AF	D7HT 14300-SB (Right)	D8HZ 14300-S	BL	D9HT 14300-BHA (Left)	D9HZ 14300-AG
	D9HT 14300-CNA (Right)	D8HZ 14300-S		D9HT 14300-BHB (Left)	D9HZ 14300-AG
AG	D7HT 14300-TA (Left)	D8HZ 14300-T		E2HT 14300-GA	
	D9HT 14300-CRA (Left)	D8HZ 14300-T	BM	D9HT 14300-BLA	D9HZ 14300-BL
AH	D7HT 14300-VA (Right)	D8HZ 14300-X	BN	D9HT 14300-BMA	D9HZ 14300-BN
	D9HT 14300-CSA (Right)	D8HZ 14300-X	BP	D9HT 14300-BNA	D9HZ 14300-BN
AI	D7HT 14300-ZA (Both)	D8HZ 14300-Z	BQ	D9HT 14300-BRA	D9HZ 14300-J
AJ	D9HT 14300-AAA (Left)	D9HZ 14300-AA	BR	D9HT 14300-BVA (Right)	D9HZ 14300-BY
	D9HT 14300-AAB (Left)	D9HZ 14300-AA		D9HT 14300-BVB (Right)	
AK	D9HT 14300-ABA (Right)	D9HZ 14300-K	BS	D9HT 14300-BYA (Right)	D9HZ 14300-BY
	D9HT 14300-ABB (Right)	D9HZ 14300-K		E2HT 14300-AA	
AL	D9HT 14300-ACA (Left)	D9HZ 14300-AM	BT	D9HT 14300-BZA (Both)	D9HZ 14300-CA
	E2HT 14300-GA			D9HT 14300-BZB (Both)	
AM	D9HT 14300-ADA (Both)	D9HZ 14300-K	BU	D9HT 14300-CAA (Left)	D9HZ 14300-CA
	D9HT 14300-ADB (Both)	D9HZ 14300-K		D9HT 14300-CAB (Left)	D9HZ 14300-CA
AN	D9HT 14300-AEA (Left)	D9HZ 14300-AE	BW	D9HT 14300-CCA (Left)	D8HZ 14300-E
AP	D9HT 14300-AFA (Left)	D9HZ 14300-AM		EDD9HT 14300-CCA (Left)	D9HZ 14300-CC
	D9HT 14300-AFB (Left)	D9HZ 14300-AM	BX	D9HT 14300-CDA (Left)	D8HZ 14300-F
	E2HT 14300-GA		BY	D9HT 14300-HA (Both)	D9HZ 14300-AA
AQ	D9HT 14300-AGA (Left)	D9HZ 14300-AG		D9HT 14300-HB (Both)	D9HZ 14300-AA
	D9HT 14300-AGB (Left)	D9HZ 14300-AG	BZ	D9HT 14300-KA (Right)	D9HZ 14300-K
AR	D9HT 14300-AHA (Left)	D9HZ 14300-AT		D9HT 14300-KB (Right)	D9HZ 14300-K
	EDD9HT 14300-AHA (Left)	D9HZ 14300-AT	CA	D9HT 14300-NB (Left)	D9HZ 14300-N
AS	D9HT 14300-AJA (Left)	D9HZ 14300-L	CB	D9HT 14300-RB (Both)	D9HZ 14300-R
AT	D9HT 14300-AKA (Left)	D9HZ 14300-AE	CC	D9HT 14300-SA (Both)	D9HZ 14300-S
AU	D9HT 14300-ALA (Both)	D9HZ 14300-Y		D9HT 14300-SB (Both)	D9HZ 14300-S
AV	D9HT 14300-AMA (Left)	D9HZ 14300-AM	CD	D9HT 14300-VA (Left)	D9HZ 14300-AZ
	D9HT 14300-AMB (Left)	D9HZ 14300-AM		D9HT 14300-VB (Left)	D9HZ 14300-AZ
AW	D9HT 14300-ANA (Both)	D9HZ 14300-AU	CE	D9HT 14300-YA (Both)	D9HZ 14300-Y
	D9HT 14300-ANB (Both)	D9HZ 14300-AU		D9HT 14300-YB (Both)	D9HZ 14300-Y
AX	D9HT 14300-ARB (Left)	D9HZ 14300-AM	CF	EDD9HT 14300-ZA (Left)	D9HZ 14300-BB
	D9HT 14300-ARC (Left)	D9HZ 14300-AM		D9HT 14300-ZB (Left)	D9HZ 14300-BB
AY	D9HT 14300-ASA (Left)	D9HZ 14300-AY	CG	EOHT 14300-AA (Left)	EOHZ 14300-B
	D9HT 14300-ASB (Left)			EDEOHT 14300-AB (Left)	EOHZ 14300-A
AZ	D9HT 14300-ATA (Left)	D9HZ 14300-AT		EOHT 14300-AC (Left)	EOHZ 14300-A
	EDD9HT 14300-ATA (Left)	D9HZ 14300-AT		E2HT 14300-AAA (Left)	
	D9HT 14300-ATB (Left)	D9HZ 14300-AT	CH	EOHT 14300-BA (Left)	EOHZ 14300-B
BA	D9HT 14300-AUA (Left)	D9HZ 14300-AU		EDEOHT 14300-BB (Left)	EOHZ 14300-B
	D9HT 14300-AUB (Left)	D9HZ 14300-AU		EOHT 14300-BC (Left)	
BB	D9HT 14300-AVA (Right)	D9HZ 14300-S	CI	EOHT 14300-CA (Left)	EOHZ 14300-C
	D9HT 14300-AVB (Right)			EDEOHT 14300-CB (Left)	EOHZ 14300-C
BC	D9HT 14300-AYA (Left)	D9HZ 14300-AY		EOHT 14300-CC (Left)	EOHZ 14300-C
	D9HT 14300-AYB (Left)	D9HZ 14300-AY	CJ	D9HT 14300-JB (Left)	D9HZ 14300-J
BD	D9HT 14300-AZB (Both)	D9HZ 14300-AZ	CK	D9HT 14300-LB (Left)	D9HZ 14300-L
	D9HT 14300-AZC (Both)	D9HZ 14300-AZ	CL	D9HS 14300-AAA (Left)	
BE	D9HT 14300-BAA (Left)	D9HZ 14300-AZ	CM	D9HS 14300-ABA (Left)	
BF	D9HT 14300-BBA (Left)	D9HZ 14300-BB	CN	D9HS 14300-ACA (Left)	
	EDD9HT 14300-BBA (Left)	D9HZ 14300-BB	CP	D9HS 14300-AYA (Left)	
	D9HT 14300-BBB (Left)	D9HZ 14300-BB			
BG	EDD9HT 14300-BCA (Left)	D9HZ 14300-BC			
	D9HT 14300-BCB (Left)	D9HZ 14300-BC			

1990/ TRUCK SERIES 600/900

CODE	EXPLANATION	CODE	EXPLANATION
CAB DETAIL D1 - D18 — Cont'd		MISCELLANEOUS E1 - E26 — Cont'd	
D18	Battery Cable — Cont'd	E6	Fan Clutch
CODE	ENG. NUMBER SERVICE NUMBER	1	Bendix Fan Clutch
CQ	D9HS 14300-AZA (Left)	2	Schwitzer Fan Clutch
CR	D9HS 14300-VA (Left)	3	Eaton Fan Clutch
CS	D9HS 14300-YA (Left)	4	Rockford Fan Clutch
CW	E1HT 14300-EA (Right) E1HZ 14300-C	5	Evans Fan Clutch
CX	E1HT 14300-FA (Right) E1HZ 14300-D	E7	California Emission System
DA	E1HT 14300-BA D8HZ 14300-S	X	California Emission System
DC	E1HT 14300-CA (Left) E1HZ 14300-C	E8	Automatic Slack Adjusters
	E1HT 14300-EA (Left)	X	Automatic Slack Adjusters
DD	E1HT 14300-DA (Left) E1HZ 14300-D	E9	Digital Clock
	E1HT 14300-FA (Left)	X	Digital Clock
MISCELLANEOUS E1—E26		E10	Mirrors
E1	Air Conditioner	A	R.H. and L.H. Western Mirrors (Painted) without clearance lights
1	Manual Air Conditioner (Cab Only) (CL Only)	B	R.H. and L.H. Western Mirrors (Painted) w/Lights
2	Automatic Temp. Control Air Conditioner (Cab Only)	C	R.H. and L.H. Western Mirrors (Stainless) w/o Clearance Lights
3	Manual A/C w/Auxiliary A/C (Cab and Sleeper Only)	D	R.H. and L.H. Western Mirrors (Stainless) w/Lights
4	Automatic Temp. Control w/Auxiliary A/C (Cab and Sleeper)	E	R.H. and L.H. Western Mirrors (Stainless) Heated
X	Air Conditioner (C-F-L Series)	F	R.H. and L.H. Retractable Western Mirrors (Painted)
E2	Heater or Delete Heater	G	R.H. and L.H. Western Mirrors (Stainless)-Heated and Lighted
1	Deluxe—Fresh Air—F600-F700	9	R.H. and L.H. Western Mirrors (Painted) w/o Clearance Lights (F600 Only)
2	Fresh Air—C-CT and L Series—Gas Standard	E11	Convex (diminishing) Mirrors
3	Hi-Output—L Series—Diesel and/or A/C standard and gas option	1	Convex Mirrors Painted
4	CL-CLT Series—w/o Air Conditioning	2	Convex Mirrors Stainless Steel
5	Hi-Output Heater w/Hi Level Vent—B-F Series	E12	Air Shield Brackets
D	Delete Heater	X	Optional Air Shield Brackets
E3	Radio	E13	Oil Cooler
1	Push Button Radio—AM	X	Oil Cooler
2	Manual Radio—AM	E14	Special Options
3	Radio AM/FM Monaural	1	Silicon Heater Hoses
4	Radio AM/FM Multiplex Stereo	2	Both Heater and Radiator Hoses
5	AM/FM Multiplex Stereo w/Tape	X	Silicone Radiator Hoses (1980)
E4	Air Horns		Silicone Hose Package (1981)
2	Dual Air Horns	E15	Optional Front Bumper
G	Grover Air Horns	1	Bright Aluminum Front Bumper
E5	Electric Horns	2	Chrome Front Bumper
1	Single Electric Horn	3	Aluminum Front Bumper (Painted)
2	Dual Electric Horns	4	Steel Front Bumper Cut-off (Painted)
		5	Argent Decor Group Bumper
		6	Bright Aluminum Front Bumper Deep w/Lights

**1990/
TRUCK SERIES 600/900**

CODE		EXPLANATION	CODE		EXPLANATION
MISCELLANEOUS E1 - E26 - Cont'd			MISCELLANEOUS E1 - E26 - Cont'd		
E16		Bright Grille and Guard	E25	Battery Cable - Cont'd	
1		Bright Grille (incl. surround on L Series) @	CODE	ENG. NUMBER	SERVICE NUMBER
2		Grille Guard	FD	D7HT 14301-EC (Both)	D8HZ 14301-E
3		Bright Grille and Guard		D9HT 14301-CAA (Both)	D8HZ 14301-E
4		Argent Grille (Bus)	FE	D7HT 14301-HC (Left)	D8HZ 14301-H
D		Grille Surround Delete		D9HT 14301-CBA (Left)	D8HZ 14301-H
X		Bright Grille Surround	FG	D7HT 14301-JC (Right)	D8HZ 14301-J
		@ Surround not included with PTO		D9HT 14301-CCA (Right)	D8HZ 14301-J
E17		Magnetic Trap-Drain Plug	FH	D7HT 14301-LC (Left)	D8HZ 14301-L
X		Drain Plug		D9HT 14301-CDA (Left)	D8HZ 14301-L
E18		Tow Hooks	FI	D7HT 14301-NC (Left)	D8HZ 14301-N
1		Tow Hooks-Rear		D9HT 14301-CEA (Left)	D8HZ 14301-N
2		Tow Hooks-Front and Rear	FJ	D7HT 14301-RC (Right)	D8HZ 14301-R
X		Tow Hooks-Front		D9HT 14301-CFA (Right)	D8HZ 14301-R
E19		Main Frame	FK	D7HT 14301-SC (Both)	D8HZ 14301-S
		(B-C-CL-CLT-F Series)		D9HT 14301-CGA (Both)	D8HZ 14301-S
		Prefix and Suffix of Frame (5005) appear.	FL	D7HT 14301-UB (Both)	D8HZ 14301-U
		Refer to Master Cross Reference List Form		D9HT 14301-CHA (Both)	D8HZ 14301-U
		FPS 7425 for service number or refer to group	FM	D9HT 14301-AAA (Both)	D9HZ 14301-AH
		5005 in catalog.		D9HT 14301-AAB (Both)	D9HZ 14301-AH
		(L-LN-LNT-LT-LTS Series)	FN	D9HT 14301-ABA (Left)	D9HZ 14301-AC
		Prefix and Suffix of Reinforcements appear.		D9HT 14301-ABB (Left)	D9HZ 14301-AC
		Order Frames through Special Order Section	FP	D9HT 14301-ACA (Both)	D9HZ 14301-AC
		giving Vehicle Serial Number.		D9HT 14301-ACB (Both)	D9HZ 14301-AC
E20		Paint Stripe	FQ	D9HT 14301-ADA (Left)	D9HZ 14301-S
1		Vista Orange		EDD9HT 14301-ADA (Left)	D9HZ 14301-S
2		Gold Metallic		D9HT 14301-ADB (Left)	D9HZ 14301-S
3		Coral (1980)		E2HT 14301-FA	
		Red (1981)	FR	D9HT 14301-AEB (Left)	D9HZ 14301-AE
4		Paint Accent Group		D9HT 14301-AEC (Left)	D9HZ 14301-AE
5		Light Multitone Tape Stripe		E2HT 14301-GA	
6		Dark Multitone Tape Stripe	FS	D9HT 14301-AFA (Left)	D9HZ 14301-AF
7		Paint Accent and Light Tape Stripe		D9HT 14301-AFB (Left)	
8		Paint Accent and Dark Tape Stripe	FT	D9HT 14301-AGA (Left)	D9HZ 14301-AE
X		Paint Stripe	FU	D9HT 14301-AHA (Both)	D9HZ 14301-AH
E21		Type - Walking Beams-Tandem		D9HT 14301-AHB (Both)	D9HZ 14301-AH
1		Steel - 50"	FV	D9HT 14301-AJA (Left)	D9HZ 14301-AJ
2		Aluminum - 50"	FW	EDD9HT 14301-AKA (Left)	D9HZ 14301-X
3		Aluminum - 52"		D9HT 14301-AKB (Left)	D9HZ 14301-Y
4		Steel - 54"	FX	EDD9HT 14301-ALA (Left)	D9HZ 14301-AL
5		Steel - 60"	FY	D9HT 14301-AMA (Left)	D9HZ 14301-Z
6		Steel - 56"	FZ	D9HT 14301-ANA (Left)	D9HZ 14301-AF
7		Steel - 52"		D9HT 14301-ANB (Left)	D9HZ 14301-AF
E22		Owner Operator "C" (Exterior)	GA	D9HT 14301-ARA	D9HZ 14301-AR
X		Owner Operator Option "C" (CL-CLT only)	GB	D9HT 14301-ASA (Both)	D9HZ 14301-AS
		(incl. bright grille surround, spec. mirrors, bright		D9HT 14301-ASB (Both)	D9HZ 14301-AS
		turn signal mounting base, bright aluminum	GC	D9HT 14301-ATA (Left)	D9HZ 14301-AF
		bumper, bright muffler, dual rectangular headlamps,		D9HT 14301-ATB (Left)	D9HZ 14301-AF
		dual Grover horns, torpedo roof marker	GD	D9HT 14301-AUA (Both)	D9HZ 14301-AU
		lights, bright fuel cap).		D9HT 14301-AUB (Both)	
E25		Battery Cable	GE	D9HT 14301-AVA (Left)	D9HZ 14301-AV
CODE	ENG. NUMBER	SERVICE NUMBER		D9HT 14301-AVB (Left)	D9HZ 14301-AV
FA	D7HT 14301-AC (Left)	D8HZ 14301-A	GF	D9HT 14301-AYA (Both)	D9HZ 14301-AC
	D9HT 14301-BVA (Left)	D8HZ 14301-A	GG	D9HT 14301-AZA (Left)	D9HZ 14301-AZ
FB	D7HT 14301-BC (Right)	D8HZ 14301-B		D9HT 14301-AZB (Left)	D9HZ 14301-AZ
	D9HT 14301-BYA (Right)		GH	D9HT 14301-BBA	D9HZ 14301-AS
				D9HT 14301-BBB (Both)	D9HZ 14301-AS
			GI	D9HT 14301-BCA (Left)	D9HZ 14301-AV
				D9HT 14301-BCB (Left)	

1990/
TRUCK SERIES 600/900

CODE EXPLANATION			CODE EXPLANATION		
MISCELLANEOUS E1 - E26 - Cont'd			MISCELLANEOUS E1 - E26 - Cont'd		
E25	Battery Cable - Cont'd		E25	Battery Cable - Cont'd	
CODE	ENG. NUMBER	SERVICE NUMBER	CODE	ENG. NUMBER	SERVICE NUMBER
GJ	D9HT 14301-BDA (Both)	D9HZ 14301-AZ	HK	D9HS 14301-ASA (Left)	
	D9HT 14301-BDB (Both)			E0HT 14301-CC (Left)	E0HZ 14301-C
GK	D9HT 14301-BEA (Left)	D9HZ 14301-AE	HL	D9HS 14301-TA (Left)	
	D9HT 14301-BEB (Left)	D9HZ 14301-AE	HM	D9HS 14301-VA (Left)	
GL	D9HT 14301-BFA (Left)	D9HZ 14301-S	HN	D9HT 14301-HB (Left)	
	EDD9HT 14301-BFA (Left)	D9HZ 14301-S	1A	E1HT 14301-AA (Left)	D9HZ 14301-AU
	D9HT 14301-BFB (Left)	D9HZ 14301-AF	1C	E1HT 14301-CA (Left)	E1HZ 14301-C
GM	D9HT 14301-BGA (Left)	D9HZ 14301-AL		E1HT 14301-CB (Left)	
	EDD9HT 14301-BGA (Left)	D9HZ 14301-AL	1D	E1HT 14301-DA (Left)	E1HZ 14301-D
	D9HT 14301-BGB (Left)			E1HT 14301-DB (Left)	
GN	D9HT 14301-BKA	D9HZ 14301-BL	E26 Mufflers		
GP	D9HT 14301-BLA	D9HZ 14301-BL	CODE	ENG. NUMBER	SERVICE NUMBER
GQ	D9HT 14301-BMA (Right)	D9HZ 14301-BM	AA	D5TA 5225-BDA	D5TZ 5230-AH
	D9HT 14301-BMB (Right)	D9HZ 14301-BM		E0HT 5225-MA	D5TZ 5230-AH
	E2HT 14301-AA		AB	E0HT 5225-EA	D8HZ 5230-AE
GR	D9HT 14301-BNA (Right)	D9HZ 14301-BM		E0HT 5225-EB	D8HZ 5230-AE
GS	D9HT 14301-BTA (Left)	D8HZ 14301-G		E2HT 5225-BHA	D8HZ 5225-AE
	EDD9HT 14301-BTA (Left)	D9HZ 14301-BT	AC	E0HT 5225-DA	D8HZ 5230-U
GT	D9HT 14301-BUA (Left)	D8HZ 14301-F		E0HT 5225-DB	D8HZ 5230-U
	EDD9HT 14301-BUA (Left)	D9HZ 14301-BU	AD	D7HA 5225-ANA	D8HZ 5230-AA
GU	D9HT 14301-EA (Both)	D9HZ 14301-N		E0HT 5225-GA	
	D9HT 14301-EB (Both)		AE	D7HT 5225-BEA	D8HZ 5230-AB
GV	D9HT 14301-KB (Left)	D9HZ 14301-K	AF	E0HT 5225-AA	E0HZ 5230-A
GW	D9HT 14301-LB (Both)	D9HZ 14301-L		E0HT 5225-AB	
GX	D9HT 14301-MA (Both)	D9HZ 14301-M	AG	E0HT 5225-CA	E0HZ 5230-B
GY	D9HT 14301-NA (Both)	D9HZ 14301-N	AH	E1HT 5225-DA	
	D9HT 14301-NB (Both)	D9HZ 14301-N	AI	D7HT 5225-BTA	D8HZ 5230-AC
GZ	D9HT 14301-SA (Left)	D9HZ 14301-S	AJ	D7HT 5225-CLA	D8HZ 5230-AF
	EDD9HT 14301-SA (Left)	D9HZ 14301-S		E3HT 5225-JA	E1HZ 5230-AJ
	D9HT 14301-SB (Left)	D9HZ 14301-AF	AK	E0HT 5225-FA	D8HZ 5230-T
HA	D9HT 14301-TA	D9HZ 14301-F	AL	D7HT 5225-BNA	D8HZ 5230-AD
HB	D9HT 14301-UA (Left)	D9HZ 14301-H	AM	E1HT 5225-BA	E1HZ 5230-A
HC	EDD9HT 14301-VB (Left)	D9HZ 14301-S	AN	E1HT 5225-EA	E1HZ 5230-C
	D9HT 14301-VC (Left)	D9HZ 14301-S	AP	E1HT 5225-FA	E1HZ 5230-D
HD	EDD9HT 14301-YA (Left)	D9HZ 14301-Y	AQ	E1HT 5225-JA	E1HZ 5230-AJ
	D9HT 14301-YB (Left)	D9HZ 14301-Y	BD	D8HT 5230-CA	D8HZ 5230-B
HE	D9HT 14301-ZA (Left)	D9HZ 14301-Z	BL	D8HT 5230-AA	D8HZ 5230-AV
HF	E0HT 14301-AA (Left)	E0HZ 14301-A	BM	D7HT 5230-FZA	D8HZ 5230-AW
	EDE0HT 14301-AB (Left)	E0HZ 14301-A		E0HT 5230-JA	D8HZ 5230-AW
	E0HT 14301-AC (Left)	E0HZ 14301-A	BP	D7HT 5230-FMA	D8HZ 5230-AJ
HG	E0HT 14301-BA (Both)	E0HZ 14301-B	BQ	D7HT 5230-FNA	D8HZ 5230-AK
	EDE0HT 14301-BB (Both)	E0HZ 14301-B	BS	E0HT 5230-LA	D8HZ 5230-AL
	D9HT 14301-BZA (Both)	D8HZ 14301-D	BW	D8HT 5230-BA	D8HZ 5230-AT
HH	E0HT 14301-CA	E0HZ 14301-C	BX	D7HT 5230-GEA	D8HZ 5230-AU
	EDE0HT 14301-CB	E0HZ 14301-C		E0HT 5230-KA	D8HZ 5230-AU
HI	D9HT 14301-FB (Left)	D9HZ 14301-F	CA	D9HT 5230-AFC	D9HZ 5230-A
HJ	D9HT 14301-HB (Left)	D9HZ 14301-H		E2HT 5230-ANA	D9HZ 5230-A
	D9HT 14301-FH (Left)		CB	D9HT 5230-AGB	D9HZ 5230-B
	EDE0HT 14301-BB (Left)	E0HZ 14301-B	CE	E2HT 5225-RB	
	E0HT 14301-BC (Left)		CF	E2HT 5225-SB	
			CI	ED E2HT 5230-ANA	

1990/ TRUCK SERIES 600/900

TRUCK SPECIFICATION LIST (TSL) – 1981/

An improved T.S.L. for Kentucky-built trucks was put into use on March 15, 1981 for LTL9000 units and on April 1, 1981 for the balance of trucks produced at Kentucky Truck. An example of this free-flow type T.S.L. is shown in column's 41, 42 and 43.

The In-Cab T.S.L. copy is located on the left sun visor (common position for all completed trucks) enclosed in a clear plastic sleeve. The T.S.L. will be included with the boxed parts for buses and stripped chassis.

Each new T.S.L. includes general information such as:

- Dealer order number
- Series and model
- Wheelbase
- Serial Number (last eight digits of vin number)
- D.S.O. reference number

In addition, a listing appears in commodity code sequence which includes:

- Commodity Code (0405)
 - Quantity required will be 1 unless indicated otherwise
 - Engineering part number (E0HT 4602-NCA)
 - T.S.L. description (Driveshaft assy.)
 - Part description – additional descriptive and proprietary information for U.S. Units only
 - Type part includes D.S.O. Option number, if applicable
- If blank, part is standard equipment or R.P.O. on this vehicle.

Commodity codes appear in numerical sequence on each T.S.L. and have been arranged as follows:

First Two Digits of Code	Major group	First Two Digits of Code	Major Group
01	Wheels, Hubs and Drums	10	Alternator, Battery, Cluster and Starter
02	Brakes	02	Brakes
03	Front Axle and Steering	20	Cab Detail
04	Rear Axle and Driveshaft	12	Distributor and Governor
05	Frame, Suspension and Exhaust	06	Engine
06	Engine	16	Fenders, Hood and Running Boards
07	Transmission and Clutch	05	Frame, Suspension and Exhaust
08	Radiator and Grille	03	Front Axle and Steering
09	Fuel System and Manifolds	09	Fuel System and Manifolds
10	Alternator, Battery, Cluster and Starter	18	Heater, Air Conditioning, Radio and Shock Absorbers
12	Distributor and Governor	13	Lamps and wiring
13	Lamps and wiring	99	Paint
16	Fenders, Hood and Running Boards	08	Radiator and Grille
17	Speedometer, Mirrors, Bumper and Wipers	04	Rear Axle and Driveshaft
18	Heater, Air Conditioning, Radio and Shock Absorbers	17	Speedometers Mirrors, Bumper and Wipers
20	Cab Detail	07	Transmission and Clutch
99	Paint	01	Wheels, Hubs and Drums

The second two digits of each code identify specific parts within a major group.

Once the engineering number has been determined from the Commodity Code Listing, use the Master Cross Reference and/or Master Parts Catalog to select the service part number required. D.S.O. parts should be ordered through your Master Parts Distribution Center.

ADDITIONAL COPIES T.S.L.

For model years 1978/, order from the "Ford Parts and Service Division, Special Order Section P.O. Box 3020 Livonia, Mich. 48151".
(Cost per T.S.L. \$3.00 each)

1990/
TRUCK SERIES 600/900

GENERAL INFORMATION 59

FORD MOTOR COMPANY

TRUCK SPECIFICATION LIST

1981/

HTMO 7125 (FORM NUMBER)

DEALER ORDER #82 Y68425

SERIES LTL9000

WHEELBASE 204

SERIAL #1FDYA92W7CV A00070

PAGE 1

DSO #A4.0620

⊕ CODE	QTY	PART NUMBER	TSL DESCRIPTION	PART DESCRIPTION	TYPE PART	DSO OPTION
⊕ Commodity Code						
WHEELS, HUBS and DRUMS						
0102	2	D7HT 1013-CA	Hub & drum (frt)	K359 Spider & drum 3445-1		
0104	4	D7HT 1113-TA	Hub & drum (rr)	D132 14171-051 Alt Sa		
0106	2	E0HT 1190-AA	Seal (frt wheel)	Ret. 2036		
0107	4	D5HA 1175-AA	Seal (rear wheel)	Retainer 2106		
0108	10	D7HT 1030-AEA	Wheels	F556 Rim 30391 22.5		
0108	12	D3TA 1042-A2A	Wheels (clamp)	K359 Clamp WP722		
BRAKES						
0202	4	D5TA 2C212-GA	Anti-skid control	671281-Disc-E255		
0203	2	D0HA 2A449-A	Anti-skid delete	C283086 Valve assy.		
0205		E0HT 2010-KA	Brake (frt) RH	BG-1540-280-R672		
0206		E0HT 2011-LA	Brake (frt) LH	BG-1540-283-R672		
0207	2	E0HT 2209-TA	Brake (fwd rr or rr)	QM-1657-434-R672		
0207	2	E0HT 2210-TA	Brake (fwd rr or rr)	QM-1657-433-R672		
0211		D5HA 2K119-BA	Brake (parking)	Valve 287179		
0211		D5TA 2K119-AA	Brake (parking)	Valve L287181		
0213	2	D7HT 2025-FA	Chamber (frt brake)	69131-Chmbr-W065		
0214	4	D4HA 2225-DA	Chamber (rr brake)	R712A Chmbr cert delt		
0217	3	D9HT 2A131-BA	Ejector (brake moist)	L283174 valve assy.		
0220		D5HS 15436-MA	Lines (air & elect)	M747 alt pt D9HT15436AA		
0220		D8HS 2A138-MA	Lines (air & elect)	Hose trailer emer	DSO	0860203 030
0220		D8HS 2A138-NA	Lines (air & elect)	Hose trailer serv	DSO	0860203 030
0223		D5HA 2B200-AB	Tractor package	Valve L288295		
0223		E0HT 2B200-CA	Tractor Package	B378 101849 Valve assy.		
0224		D3HA 2A622-AA	Valve (air control)	Valve L283040		
0226		C1TT 2A208-C	Valve (frt wheel lim)	Valve L229507		
0226		D0HA 2A208-B	Valve (frt wheel lim)	Valve 283044		
FRONT AXLE and STEERING						
0301		D7HT 3010-RA	Axle assy. (frt)	147-6382 12' beam		
0301		D0HA 3146-N	Axle assy. (frt)	370-3732-12 arm		
0302		D7HT 3B139-CC	Column (strg) adj	E173 brkt asy-stng col su		
0303		E1HT 3N503-AA	Gear assy (strg)	Gear assy HF64122		
0304		EDD9HT 3606BA	Pump (power strg)	E259 11608-4		
0305		D0HA 3280-A	Rod assy (tie)	T210 rod assy.		
0306		D7HT 3600-AB	Wheel (strg)	Whl assy stng		
REAR AXLE and DRIVE SHAFT						
0401	2	D8HS 4962-AA	Arm (fwd rr or rr)	Torg arm fwd	DSO	0871044 246
0403		D9HS 4A298-BA	Axle assy (fwd rr)	Axle fwd rear	DSO	0812016 020
0404		D9HS 4A297-BA	Axle assy (rr or rr rr)	Axle rear rear	DSO	0812016 020
0405		D7HT 4602-BMA	Dr/sht assy	Driveshaft assy		0871044 246
0406		D3HA 4964-DA	Dr/sht (inter axle)	Interaxle shaft		0871044 246
0408		D0HA 4831-BD	Plate (dr/cpl sht supt)	Plate supp first		0871044 246
0410		D7HT 4817-CRA	Shaft (cpl)	Coupling first		0871044 246
0413		C8HA 4851-AF	Yoke (rr axle)	Yoke rear input		0871044 246
0413		D2HS 4851-AA	Yoke (rr axle)	Yoke forw input		0871044 246
0413		C8HA 4858-AG	Yoke (rr axle)	Yoke forw output		0871044 246

JULY, 1989

COPYRIGHT © 1989—

FORD MOTOR
COMPANY

—DEARBORN, MICHIGAN

NEW ISSUE

INDEX

PART NAME	GROUP NUMBER	PART NAME	GROUP NUMBER
● This is a Body Group Number, listed numerically following group 19B969 of this catalog.			
Antenna kit (radio receiver)	18813	Lamp assy. kit (all weather sealed beam)	15200
Chassis assy. (radio receiver)	18806	License plate frame kit	17A387
Child seat kit (tot guard)	19E535	Lighter kit (cigar)	15A044
Cigar lighter kit	15A044	Mat (front floor)	● 13086
Coolant recovery kit	8522	Moulding kit (door outside rear edge)	● 20910
Door edge guard kit	● 20910	Outside rear view mirror kit	17696
Fire extinguisher kit	19B540	Radio antenna kit	18813
Frame (license plate)	17A387	Radio chassis assy.	18806
Front floor mat	● 13086	Radio receiver kit	18805
Guard kit (splash shield)	16A550	Reflector flare kit	19E500
Horn kit	13800	Splash guard kit (rear wheel)	16A550
Jack assy.	17080	Spotlight & bracket kit	15313
KIT - refer to appropriate noun name		Vanity mirror kit	17A679
For example			
Guard kit (splash shield)	16A550		

1990/
TRUCK SERIES 600/900

ALPHABETICAL INDEX CHASSIS PARTS 1

INDEX

PART NAME	GROUP NUMBER	PART NAME	GROUP NUMBER
Notes: ▲ Refer to page 1 of Paint Section			
A		A — Cont'd	
Absorber Assy. (cab suspension shock)	18A160	Adapter assy. (speedo, corrector)—refer section 172	17294
Accelerator assy.	9725	Adapter assy. (tachometer drive gear)	17375
Accumulator hose assy. (A/C refrigerant line)	19C836	Adapter kit (front mounted P.T.O drive)	7A772
Actuator (brake shoe adjusting lever)	2B344	Adapter kit (P/S reservoir to pump)	3A695
Actuator (P/S gear)	3E565	Adapter kit (tachometer drive)	17A330
Actuator assy. (brake air hydraulic power)	2B571	Adhesives	▲
Actuator assy. (emission throttle positioner control)	9F441	Adjuster (rear axle differential bearing)	4067
Actuator assy. (front air brake)	2B002	Adjuster (speed control connector)	9C876
Actuator assy. (steering column lock)	3E723	Adjuster assy. (front air brake)	2308-9
Adaptor assy. (whl. trim retainer)	1K019	Adjuster assy. (rear air brake)	2314-5
Adapter assy. (whl./valve)	1W501-2	Adjustment (carb. secondary diaphragm assy.)	9C504
Adapter (A/C automatic temp. control sensor)	19D857	Air brake compressor assy.	2875
Adapter (A/C refrigerant line)	19D695	Air brake repair kit (front wedge activated)	2B209
Adapter (brake air chamber)	2L248	Air conditioner refrigerant	▲
Adapter & plate assy. (eng. air cleaner)	9E622	Alternator (mounting parts)	10A313
Adapter (cab suspension control arm)	5B400	Alternator assy.	10346
Adapter (brake air compressor governor)	2A896	Alternator regulator kit (replacement)	10316
Adapter (brake air compressor mounting)	2A880	Ammeter (instrument cluster)	10850
Adapter (brake master cylinder mounting)	2B286	Amplifier assy. (exhaust gas recirculation vacuum)	9E451
Adapter (carb. air cleaner duct tube)	9B676	Amplifier assy. (ignition current)	12A027
Adapter (eng. camshaft drive gear)	6A255	Amplifier assy. (speed control)	9D843
Adapter (eng. crankshaft damper)	6A329	Anchor (clutch pedal assist spring)	7A565
Adapter (eng. flywheel to trans.)	6A369	Anchor (emergency indicator switch mounting strap)	13B322
Adapter (eng. oil filler)	6A868	Anchor (turn indicator switch mounting strap)	13B322
Adapter (exhaust temperature indicator)	10B873	Antenna assy. (radio)	18813
Adapter-fan clutch spacer	8B608	Anti-rattle (radiator grille upper panel)	8457
Adapter (front mounted P.T.O. drive)	7A772	Anti-squeak (radiator supply tank)	8-8300-1
Adapter (front turn indicator lamp)	13370	Anti-squeak (spring)	5586
Adapter (fuel vapor purge tube to air cleaner)	9D692	Apron (front fender)	16054-5
Adapter (intake manifold)	9K426	Arm (accelerator pedal throttle)	9798
Adapter (muffler inlet pipe)	5B255	Arm (air compressor belt adjusting)	2A942-3
Adapter (oil pressure tube to cylinder)	9W295	Arm (cab lock)	5K358
Adapter (P/S cyl. pressure line)	3D644	Arm (cab lock camshaft control)	5108
Adapter (P/S pump mounting)	3K505	Arm (cab retaining)	5358
Adapter (power divider oil filter)	4428	Arm (clutch release shaft adjusting)	7B506
Adapter (radiator shutter)	8K025	Arm (eng. valve rocker)	6564
Adapter (rear axle shaft stud)	1142	Arm (exhaust air supply pump belt adjustment)	9B452
Adapter (rear suspension beam end bushing)	5871	Arm (front axle spindle)	3130-1
Adapter (speedo, cable drive tip)	17B322	Arm (front axle spindle steering)	3146
Adapter (tachometer cable drive tip)	17B322	Arm (rear axle torque)	4612, 4962
Adapter (tilt cab bleeder port)	5C353	Arm (rear view outside mirror to mirror head)	17743
Adapter (trans. countershaft rear bearing)	7B222	Arm (steering gear sector shaft)	3590
Adapter (trans. cross shaft housing to case)	7A197	Arm (steering idler)	3355
Adapter (trans. gearshift lever ball)	7E366	Arm (trans. control valve pedal)	7907
Adapter (trans. rear shift pipe)	7K077	Arm (trans. gearshift)	7243
Adapter (trans. to eng.)	7E361	Arm (trans. gearshift rocker)	7410
Adapter (water temperature indicator sender)	10911	Arm (trans. shift control front rod to crank)	7A370
Adapter (water temperature switch to intake manifold)	18271	Arm (windshield wiper motor output)	17A436
Adapter (wiring)	14359	Arm assy. (cab to frame suspension)	5402
Adapter assy. (alternator regulator)	10N300	Arm assy. (cab to frame suspension—rear)	5C064
Adapter assy. (backup lamp switch wire)	15A546	Arm assy. (carb. metering rod)	9D819
Adapter assy. (brake front wheel disc)	2B540-1	Arm assy. (exhaust air supply pump adj.)	9F492
Adapter assy. (distributor base)	12A217	Arm assy. (fuel pump rocker)	9376
Adapter assy. (eng. crankcase vent)	6A665	Arm assy. (rear view outside mirror)	17742
Adapter assy. (fan spacer)	8B653	Arm assy. (windshield wiper mounting)	17540
Adapter assy. (P/S gear control valve)	3E608	Arm assy. (windshield wiper pivot)	17526-7
Adapter assy. (P/S pump to reservoir)	3670		
Adapter assy. (rear support beam end bushing)	5A646		

JULY, 1989

COPYRIGHT © 1989—

FORD MOTOR
COMPANY

—DEARBORN, MICHIGAN

NEW ISSUE

INDEX

PART NAME	GROUP NUMBER	PART NAME	GROUP NUMBER
Notes: Δ Refer to page 1 of Paint Section			
A — Cont'd		B — Cont'd	
Arm & pivot shaft assy. (windshield wiper mounting)	17566-7	Base and connector assy. (radio ant. C/B)	18A984
Armature (starter motor)	11005	Base (roof marker) lamp	15A403
Armature (windshield wiper motor)	17A485	Base assy. (voltage regulator)	10503
Auto bleed screw kit (P/S gear)	3C655	Battery	10653-5
Auxiliary gearshift assy.	7B072	Battery (mounting parts)	10732
Auxiliary output shaft kit	7B310	Battery filler channel cover kit	10A820
Axle (front)	3010	Beam assy. (rear suspension support)	5889
Axle (rear)	4005-6	Beam kit (cab lift pump)	5A376
Axle assy. (front driving)	3002	Bearing (air compressor belt idler pulley)	2873
B		Bearing (alternator front)	10A303
Baffle (A/C air distribution)	18K383	Bearing (alternator rear)	10A304
Baffle (A/C evaporator case)	19A999	Bearing (clutch pilot)	7600
Baffle (brake grease)	2240	Bearing (coupling & intermediate shaft support)	4840
Baffle (brake vacuum booster air cleaner)	2A085	Bearing (eng. camshaft)	6261-3, 6267, 6270
Baffle (carb. automatic choke plate)	9A539	Bearing (eng. connecting rod)	6211
Baffle (carb. float bowl)	9A517	Bearing (eng. crankshaft main)	6333-7
Baffle (carb. metering body vent)	9553	Bearing (eng. governor throttle control shaft)	18223
Baffle (eng. push rod crankcase vent)	6A630	Bearing (front axle driving pinion pilot)	4625
Baffle (eng. valve push rod valley)	6524	Bearing (front axle spindle pin)	3123
Baffle (eng. valve spring oil)	6524	Bearing (headlamp adjusting ring)	13B160
Baffle (fan shroud rear plate)	8B326	Bearing (P/S gear control valve)	3B673
Baffle (front brake oil)	2240	Bearing (P/S gear worm)	3E612
Baffle (heater air distribution)	18K383	Bearing (rear axle pwr. div. input shaft oil)	10094
Baffle (parking brake oil)	2E614	Baffle (trans. countershaft front oil)	3B614
Baffle (rear axle pwr. div. input shaft oil)	4K470	Baffle (trans. input shaft bearing oil)	7040
Baffle (trans. countershaft front oil)	7040	Baffle assy. (radiator)	8067
Baffle (trans. input shaft bearing oil)	7040	Bag (clothes)	17008
Baffle assy. (radiator)	8067	Ball (carb. pump discharge check)	9576
Bag (clothes)	17008	Ball (carb. secondary throttle diaphragm check)	9576
Ball (carb. pump discharge check)	9576	Ball (clutch release equalizer shaft)	7543
Ball (carb. secondary throttle diaphragm check)	9576	Ball (fuel pressure regulator valve)	9D917
Ball (clutch release equalizer shaft)	7543	Ball (P/S gear control valve plug)	3E579
Ball (fuel pressure regulator valve)	9D917	Ball (rear axle shift fork pivot)	4570
Ball (P/S gear control valve plug)	3E579	Ball (transfer case gearshift lever)	7213
Ball (rear axle shift fork pivot)	4570	Ball (trans. gearshift lever)	7213
Ball (transfer case gearshift lever)	7213	Ball kit (steering gear worm)	3647
Ball (trans. gearshift lever)	7213	Ball kit (trans. shifter shafts spring ball)	7C220
Ball kit (steering gear worm)	3647	Ball repair kit (trans. retarder check valve)	7C220
Ball kit (trans. shifter shafts spring ball)	7C220	Ball stud kit (P/S drag link)	3A533
Ball repair kit (trans. retarder check valve)	7C220	Ball stud kit (P/S mounting end)	3A533
Ball stud kit (P/S drag link)	3A533	Ball stud kit (P/S moving end)	3A533
Ball stud kit (P/S mounting end)	3A533	Ball stud kit (P/S repair)	3A533
Ball stud kit (P/S moving end)	3A533	Band (starter motor cover)	11126
Ball stud kit (P/S repair)	3A533	Band assy. (air cleaner mounting)	9628
Band (starter motor cover)	11126	Band assy. (trans. intermediate)	7D034
Band assy. (air cleaner mounting)	9628	Band & lining assy. (parking brake)	2648
Band assy. (trans. intermediate)	7D034	Bar (cab to frame suspension arm)	5627
Band & lining assy. (parking brake)	2648	Bar (front suspension)	5C098
Bar (cab to frame suspension arm)	5627	Bar (rear suspension support beam)	5884
Bar (front suspension)	5C098	Bar (spare wheel carrier stop)	1496
Bar (rear suspension support beam)	5884	Bar (trans. first and reverse)	7358
Bar (spare wheel carrier stop)	1496	Bar (trans. shift fork)	7358
Bar (trans. first and reverse)	7358	Bar (trans. shift yoke)	7241
Bar (trans. shift fork)	7358	Bar assy. (clutch release equalizer)	7528
Bar (trans. shift yoke)	7241	Bar (fuse box mounting)	15K047
Bar assy. (clutch release equalizer)	7528	Base (primary fuel filter mounting)	9B065
Bar (fuse box mounting)	15K047		
Base (primary fuel filter mounting)	9B065	Bearing (trans. aux. countershaft)	1201, 4630, 7025, 7118, 7127
		Bearing (trans. aux. main drive gear pilot)	7118
		Bearing (trans. aux. mainshaft quill)	7065
		Bearing (trans. aux. output shaft)	7065, 7120
		Bearing (trans. aux. output shaft first speed gear)	7117
		Bearing (trans. aux. output shaft second and third speed gear)	7117
		Bearing (trans. countershaft)	

1990/
TRUCK SERIES 600/900

INDEX

PART NAME	GROUP NUMBER	PART NAME	GROUP NUMBER
Notes: Δ Refer to page 1 of Paint Section			
B — Cont'd		B — Cont'd	
Bearing (trans. countershaft front and rear unit)	7127	Bezel (radio control)	18842
Bearing (trans. countershaft gear)	7118, 7127	Blade assy. (windshield wiper)	17528
Bearing (trans. countershaft gear pilot front)	7118	Bleeder screw & seal	9N026
Bearing (trans. countershaft thrust)	7C096	Block (A/C compressor fitting)	19D695
Bearing (trans. cross over lever)	7B371	Block (air comp. adjusting arm)	10C343
Bearing (trans. input shaft)	4561, 4630, 7025, 7065, 7118, 7120, 7127	Block (alt. adjusting arm)	10C343
Bearing (trans. input shaft pilot)	7120	Block (belt idler adjustment)	10C343
Bearing (trans. low speed gear)	7A078	Block (brake shoe adjusting spring anchor)	2A186
Bearing (trans. output shaft)	4423, 7025, 7065, 7127	Block (eng. drive belt idler pulley adj.)	6W311
Bearing (trans. output shaft pilot)	7120	Block (fuel pump connection)	9A363
Bearing (trans. output shaft rear)	7065	Block (headlamp switch junction)	11A647-8
Bearing (trans. reverse idler)	7120, 7145, 7B369	Block assy. (eng. cylinder)	6010
Bearing (universal joint)	4712	Block assy. (junction)	14448
Bearing (windshield wiper motor arm shaft)	17B440	Board (front running)	16450-1
Bearing assy. (A/C compressor)	2990	Body (dome lamp)	13787
Bearing assy. (brake vacuum pump rotor shaft)	2B039	Body (interior lamp)	13788
Bearing assy. (brake skid control modulator)	2C069	Body (rear axle differential lockout shift)	4749
Bearing assy. (clutch release)	7580	Body (rear axle shift cyl.)	4748
Bearing assy. (eng. governor shaft thrust sleeve)	18224	Body (trans. governor oil collector)	7D220
Bearing assy. (fan)	8626	Body assy. (brake booster control)	2327
Bearing assy. (idler pulley)	8685	Body assy. (eng. air cleaner)	9609
Bearing assy. (rear axle driving pinion pilot)	4625	Body assy. (eng. governor)	18206, 18208
Bearing assy. (steering column)	3517	Body assy. (rear axle power divider differential lockout shift)	4748
Bearing assy. (trans. aux. drive gear)	7065	Body assy. (trans. governor)	7C063
Bearing assy. (trans. aux. main shaft)	7118	Body assy. (warning lamp indicator)	10C876
Bearing assy. (trans. shift control rod)	7A459	Body & plugs assy. (carb. main metering)	9A511
Bearing assy. (trans. sun gear thrust)	7D234	Body & plugs assy. (carb. main metering secondary)	9A513
Bearing kit (coupling & intermediate support)	4840	Body & plugs assy. (fuel pump upper)	9343
Bearing kit (eng. camshaft)	6A251	Body & socket assy. (interior lamp)	13786
Bearing & gasket repair kit (trans.)	7C391	Body, studs & filter assy. (shift cyl.)	4478
Bell (oil pump inlet pipe warning system)	6618	Bolt (alternator thru)	10A936
Bellcrank (accelerator)	9724	Bolt (brake inlet, outlet & clutch fitting)	2077
Bellcrank (parking brake)	2A663	Bolt (brake master cylinder link rod to pedal)	2462
Bellcrank assy. (brake master cylinder push rod)	2B327	Bolt (cab lift cylinder lower anchor)	5A367
Bellcrank assy. (eng. compression release)	6A587	Bolt (driveshaft attachment)	4N272
Bellcrank assy. (radiator shutter control)	8A178	Bolt (drive flange to hub)	1C107
Belt (drive)	8620	Bolt (eng. air cleaner)	9K668
Bender (heater hose)	18573	Bolt (eng. air cleaner center)	9A659
Bezel (A/C register)	19C872	Bolt (eng. air cleaner element retaining wing)	9D606
Bezel (heater blower switch)	18598	Bolt (eng. connecting rod)	6214
Bezel (heater control)	18A668	Bolt (eng. crankshaft main bearing cap)	6345
Bezel (ignition switch)	11584	Bolt (eng. cylinder block oil filter opening cover)	6A660
Bezel (instrument cluster)	10876	Bolt (eng. cylinder head)	6065
Bezel (instrument cluster control)	10852	Bolt (eng. flywheel to crankshaft)	6379
Bezel (instrument cluster warning lamp opening)	108894	Bolt (eng. front support insulator)	6047
Bezel (marker lamp switch)	15469	Bolt (eng. oil filter clamp)	6A690
		Bolt (eng. turbo charger compressor cover)	6N864
		Bolt (eng. turbo charger turbine housing)	6N865
		Bolt (eng. valve rocker arm shaft support)	6A527
		Bolt (front axle differential case)	4216
		Bolt (front axle grease cap)	4A145
		Bolt (front axle shaft universal joint retaining)	3250
		Bolt (front axle spindle)	3115
		Bolt (front axle spindle arm to housing)	3C140
		Bolt (front axle spindle arm turn adjustment)	3145
		Bolt (front axle spindle housing lower cover & pin)	3C134

JULY, 1989

COPYRIGHT © 1989—

FORD MOTOR

—DEARBORN, MICHIGAN

COMPANY

NEW ISSUE

INDEX

PART NAME	GROUP NUMBER	PART NAME	GROUP NUMBER
Notes: Δ Refer to page 1 of Paint Section			
B — Cont'd		B — Cont'd	
Bolt (front axle steering arm stop)	3C141	Bolt & nut assy. (eng. rear support)	6047
Bolt (front brake carrier plate to spindle)	2056	Bolt & nut kit (rear axle driving gear)	4982
Bolt (fuel injector to leak off connector)	9R523	Bolt & valve assy. (eng. oil filter center)	6741
Bolt (hub)	1118-9	Bolt kit (differential drive gear)	4558
Bolt (parking brake lever sector to shifter housing)	2799	Bond (radio frequency interference suppression)	19A095
Bolt (P/S ball stud lamp to clamp)	3A319	Booster control valve repair kit	2C238
Bolt (P/S gear control valve end cover)	3E585	Booster repair kit (power brake)	2309
Bolt (P/S gear housing end plate)	3E585	Booster tube repair kit	2420
Bolt (P/S gear housing mounting bracket)	3E585	Boot (accel. rod to body)	9793
Bolt (P/S gear sector shaft housing cover)	3E585	Boot (air brake actuating wedge)	2B202
Bolt (P/S pump flange mounting)	3K507	Boot (brake air chamber)	2B021
Bolt (P/S pump oil filter support or cover retaining)	3601	Boot (brake cylinder)	2206
Bolt (radiator insulator to bracket)	8A370	Boot (brake master cylinder)	2180
Bolt (radiator to side rail)	8L010	Boot (circuit breaker)	14A241
Bolt (rear axle carrier to housing)	4560	Boot (clutch master cylinder)	2180
Bolt (rear axle differential bearing adjuster lock)	4321	Boot (clutch slave cylinder)	7A716
Bolt (rear axle differential cap)	4321	Boot (courtesy lamp switch)	13A759
Bolt (rear axle differential carrier to housing)	4323	Boot (parking brake cover)	7277
Bolt (rear axle differential case)	4216-7	Boot (parking brake lever)	2A713
Bolt (rear axle differential drive gear)	4558	Boot (rear axle power divider differential lockout shift)	4460
Bolt (rear axle differential sliding clutch gear retainer)	4K034	Boot (steering column shaft coupling)	3D510
Bolt (rear axle drive gear to case)	4558	Boot (steering gear input shaft grease)	3M575
Bolt (rear axle driveshaft universal joint)	4529	Boot (steering gear sector shaft grease)	3M633
Bolt (rear axle housing cover)	4346	Boot (trailer stop lamp switch)	13481
Bolt (rear axle housing to cover)	4A196	Boot (trans. air cylinder)	7309
Bolt (rear axle pinion bearing retainer to carrier)	4560	Boot (trans. cross shaft)	7E242
Bolt (rear axle pwr. div. diff. air chamber to carrier)	4399	Boot (trans. gearshift lever)	7277
Bolt (rear axle power divider carrier cover)	4A146	Boot (trans. gearshift lever to housing)	7277
Bolt (rear axle power divider cover)	4A140	Boot (trans. rear cross shaft)	7277
Bolt (rear axle power divider input shaft bearing retainer)	4A145	Boot (turn signal switch)	13N303
Bolt (rear axle pwr. div. input shaft oil)	4560	Boot assy. (accelerator rod)	9793
Bolt (rear axle pwr. div. lube pump)	4560	Boot repair kit (wedge brake stop)	2B213
Bolt (rear axle power divider shift housing)	4399	Boat (wiring connector sleeve)	14490
Bolt (rear axle shift fork pivot)	4585	Boot & Seal kit (front disc brake)	2207
Bolt (rear axle shift housing cover)	4A198	Boss (eng. oil level indicator)	6751
Bolt (rear brake air chamber release)	2A472	Bottom assy. (A/C condenser)	19C648
Bolt (rear spring tie)	5721	Bowl (fuel pump filter)	9355
Bolt (rear suspension bar clamp)	5A611	Bowl & plugs assy. (carb. float)	9A507-8
Bolt (rear suspension support beam bar)	5A606	Box assy. (fuel)	9R270
Bolt (rear suspension support beam saddle cap)	5887	Brace (air cleaner intake tube to frame)	9A618
Bolt (rear suspension support beam to axle housing)	5882	Brace (air compressor)	2888-9
Bolt (spare wheel carrier hinge)	1471	Brace (eng. air cleaner)	9663
Bolt (spoke wheel rim clamp)	1151	Brace (eng. rear splash shield extension)	16A580
Bolt (spring clamp front & rear)	5723	Brace (front fender extension lower)	16B152-3
Bolt (spring mounting bracket)	5882	Brace (front fender to radiator support)	16A023-4
Bolt (starter motor thru)	11091	Brace (front fender to dash)	16D110-1
Bolt (steering column clamp)	3C684	Brace (front frame cross member)	5A095
Bolt (steering shaft coupling)	3N665	Brace (hood latch support)	16864
Bolt (trans. case)	7A771	Brace (hood stabilizer bracket)	16C704
Bolt (trans. countershaft rear bearing)	7C209	Brace (muffler & outlet pipe to frame)	5A204
Bolt (trans. over running clutch case)	7D167	Brace (parking brake lever support)	2A702
Bolt (trans. shift finger pilot)	7B366	Brace (radiator grille guard to frame)	8302-3
Bolt (wheel hub)	1107-8	Brace (radiator grille opening side panel)	8B332-3
Bolt (steering column shaft & joint mounting)	3C765	Brace (radiator support to dash)	16746
Bolt (steering shaft coupling)	3N665	Brace (radiator support to frame)	8A364
		Brace (front fender to dash)	16D110-1
		Brace (rear view outside mirror support)	17A734

1990/
TRUCK SERIES 600/900

INDEX

PART NAME	GROUP NUMBER	PART NAME	GROUP NUMBER
Notes: Δ Refer to page 1 of Paint Section			
B — Cont'd		B — Cont'd	
Brace (regulator frame)	10604	Bracket (brake air pressure gauge)	10K852
Brace (running board)	16544-5	Bracket (brake air pressure regulator valve mounting)	2K213
Brace (trans. shift control support)	7B206	Bracket (brake air reservoir mounting upper)	2320
Brace assy. (front fender apron to dash)	16A052-3	Bracket (brake air supply manifold)	2B407
Brace assy. (rear view outside mirror)	17A733	Bracket (brake booster control valve)	2B349
Brace assy. (running board)	16474	Bracket (brake booster tube protector)	2B405
Brace assy.-upper (stack pipe eng. aklm)	9K663	Bracket (brake hose connection mounting)	2B215
Bracket (A/C automatic temp. control sensor)	19D668	Bracket (brake line support)	2A051
Bracket (A/C evaporator core upper)	19A559	Bracket (brake master cylinder)	2280
Bracket (A/C evaporator expansion valve mounting)	19866	Bracket (brake master cylinder push rod bellcrank)	2B353
Bracket (A/C evaporator thermostat)	19C741	Bracket (brake pressure control valve)	2B260
Bracket (A/C and heater control switch mounting)	19A525	Bracket (brake reservoir mounting)	2A206
Bracket (A/C and heater plenum chamber contact cable guide)	19B934	Bracket (brake reservoir strap)	2B217
Bracket (A/C inlet manifold)	19D933	Bracket (brake skid control actuator mounting)	2B371
Bracket (accelerator cable)	9728	Bracket (brake skid control modulator mounting)	2B389
Bracket (accelerator cable abutment)	9K703	Bracket (brake skid control modulator terminal box)	2C068
Bracket (accelerator lever support)	9N735	Bracket (brake skid control warning buzzer)	2C032
Bracket (accelerator pedal)	9A842	Bracket (brake skid control warning monitor)	2C014
Bracket (accelerator pedal stop)	9C818	Bracket (brake tube clip)	2A155
Bracket (accelerator retracting spring)	9741	Bracket (brake tube support)	2A275
Bracket (accelerator return spring)	9W742	Bracket (brake vacuum pump)	2A452
Bracket (accelerator shaft)	9728	Bracket (cab forward hinge)	5A118
Bracket (accelerator shaft housing brace)	9B722	Bracket (cab lock cam striker)	5A159
Bracket (air brake pedal arm bumper)	2448	Bracket (cab lock camshaft control arm handle pivot)	5A390
Bracket (air brake quick release valve mounting tractor equipment)	2A268	Bracket (cab lock control)	5B124
Bracket (air by-pass valve)	9B290	Bracket (cab lock hook)	5A161
Bracket (air cleaner)	9B609	Bracket (cab mounting insulator)	5B353
Bracket (air cleaner air duct support)	9B625	Bracket (cab rear support)	5B362
Bracket (air cleaner intake tube upper)	9C685	Bracket (cab suspension position valve)	5C091
Bracket (air intake eng. air cleaner)	9C678	Bracket (cab suspension position valve)	5C087
Bracket (air cleaner mounting)	9626	Bracket (cab to cab lock)	5B365
Bracket (air cleaner support)	9A627	Bracket (cab to frame)	5110
Bracket (air compressor adjusting)	2883	Bracket (cab to frame suspension arm)	5411
Bracket (air compressor belt idler adjusting pulley)	2877	Bracket (cab suspension shock absorber to frame)	5B402
Bracket (air compressor to cylinder block)	2882	Bracket (carb. dashpot mounting)	9B550
Bracket (air compressor to manifold)	2886	Bracket (circuit breaker mounting)	14A066
Bracket (air filter and regulator)	7B367	Bracket (clutch pedal bumper)	7A530
Bracket (air horn valve)	13A826	Bracket (clutch release bearing hub retracting spring)	7B603
Bracket (air reservoir tank support)	2A130	Bracket (clutch release equalizer bar retracting spring)	7542
Bracket (alternator heat shield)	10B312	Bracket (clutch release equalizer lower)	7A756
Bracket (alternator mounting)	10A313	Bracket (clutch release shaft)	7B598
Bracket (alternator and compressor mounting)	10337	Bracket (clutch slave cylinder mounting)	7A544
Bracket (alternator regulator mounting)	10337	Bracket (coupling shaft support plate)	4691
Bracket (aux. spring)	5700	Bracket (courtesy lamp)	13763
Bracket (aux. trans. mounting front)	7A311	Bracket (eng. air cleaner scoop)	9B924
Bracket (aux. trans. shift control lever)	7B013	Bracket (eng. air shut-off control)	9J589
Bracket (aux. trans. shift control mounting)	7B015	Bracket (eng. governor control)	12B482
Bracket (aux. trans. support frame front & rear)	7967	Bracket (eng. cable & tube mounting)	6A662
Bracket (battery cable)	10A779	Bracket (eng. cyl. block to injection pump)	6N072
Bracket (battery clamp bolt)	10A691	Bracket (eng. compression release)	6A541
Bracket (battery cover clamp)	10708	Bracket (eng. oil cooler hose)	6A898
Bracket (battery hold down)	10718	Bracket (eng. oil cooler mounting)	6K743
Bracket (battery support)	10753	Bracket (eng. front support)	5057-8, 6028-30, 6A057, 6A067
Bracket (body lift pump)	5C362		
Bracket (battery support)	10753	Bracket (eng. oil filler support)	6786, 6A867
Bracket (booster mounting)	2031		

INDEX

PART NAME	GROUP NUMBER	PART NAME	GROUP NUMBER
Notes: ▲ Refer to page 1 of Paint Section			
B — Cont'd		B — Cont'd	
Bracket (eng. oil filter by-pass mounting)	6728	Bracket (headlamp door mounting)	13A116
Bracket (eng. oil filter hose support)	6A662	Bracket (htr. & A/C mounting)	18A457
Bracket (eng. rear splash shield)	16A584	Bracket (htr. & A/C outlet)	18C423
Bracket (eng. rear support)	6096	Bracket (htr. & A/C plenum chamber def. anti fail)	18K393
Bracket (eng. rear support to frame)	6A067	Bracket (htr. & A/C cont. vacuum mtr.)	18B258
Bracket (engine stop warning lamp)	15857	Bracket (htr. & A/C plenum chamber)	18A334
Bracket (eng. timing transducer)	6N076	Bracket (htr. & A/C plenum chamber center)	18A345
Bracket (exhaust air supply pump mounting)	9B450	Bracket (C/B radio microphone retaining)	18B813
Bracket (exhaust air supply silencer)	9W428	Bracket (heater blower motor mounting)	18564,
Bracket (exhaust gas recirculation reservoir)	9F430		18C615
Bracket (exhaust manifold heat shield)	9N456	Bracket (heater hose clamp support)	11994
Bracket (extension pipe to frame)	5A206	Bracket (heater temperature control cable)	18A677
Bracket (extension to frame)	5A246	Bracket (hood check cable storage spring)	16B928
Bracket (fan cooler mounting)	8B648	Bracket (hood hinge mounting on body)	16A614-5
Bracket (fan mounting)	8632	Bracket (hood rod support mounting)	16A932
Bracket (fan shroud rear)	8B610-3	Bracket (hood stabilizer)	16B702
Bracket fan support	8N601	Bracket (hood stabilizer mounted on body)	16C798
Bracket (fog lamp mounting)	15266	Bracket (hood stabilizer mounted on hood)	16C660
Bracket (frame to body)	5A041,	Bracket (horn mounting)	13830
	5077-8	Bracket (horn switch mounting)	13A937
Bracket (frame to spare wheel carrier)	1453	Bracket (horn warning actuator)	13A928
Bracket (front brake air chamber)	2306	Bracket (idler pulley support)	8680
Bracket (front brake hose support)	2082	Bracket (ignition cable mounting)	12112
Bracket (front bumper)	17752-3	Bracket (ignition current amplifier)	12A072
Bracket (front fender apron to radiator support)	16A121-2	Bracket (ignition module mtg.)	12K060
Bracket (front fender mounting rear)	16C078	Bracket (instrument panel)	10C935
Bracket (front fender rear filler)	16C088	Bracket (instrument panel dimmer switch)	10C969
Bracket (front fender rear splash shield)	16264-5	Bracket (instrument panel shield front)	10N862
Bracket (front fender splash shield support)	16A142-3	Bracket (instrument panel support)	10A919
Bracket (front fender support)	5B104	Bracket (instrument panel to trailer lamp wiring support)	14536
Bracket (front fender to cowl side)	16A165	Bracket (intake manifold tube support)	9B470
Bracket (front spring shackle)	5335-41	Bracket (jack hold down clamp)	17A056
Bracket (front spring wind-up bumper)	5426	Bracket (junction block)	14A298
Bracket (front wheel splash shield)	16A586	Bracket (lamp mounting front)	13N232
Bracket (fuel filter)	9180	Bracket (left grille guard brace)	8B293-4
Bracket (fuel filter drain)	9W310	Bracket mounting (accel. pedal sw stop)	9866
Bracket (fuel injector)	9N944	Bracket (muffler & outlet pipe to frame)	5260
Bracket (fuel injection pump)	9B552	Bracket (muffler inlet pipe upper)	5291
Bracket (fuel injection pump tube clamp)	9N993	Bracket (muffler outlet pipe support)	5277
Bracket (fuel line junction)	9G290	Bracket (muffler outlet pipe upper)	5A235
Bracket (fuel line support)	9D319	Bracket (muffler pipe to frame)	5A206
Bracket (fuel shut-off control mounting)	9764	Bracket (muffler support)	5277
Bracket (fuel tank guard)	9K037	Bracket (muffler to frame)	5A204,
Bracket (fuel tank insulator mounting)	9258		5A246
Bracket (fuel tank leveling hose support)	9B013,	Bracket (oil cooler tube)	6K759
	9B079	Bracket (oil cooler tube support)	6786
Bracket (fuel tank selector valve)	9142	Bracket (outlet pipe)	5260,
Bracket (fuel tank selector valve control cable)	9A045		5277
Bracket (fuel tank support)	9A004-5	Bracket (outlet pipe to frame)	5A206,
Bracket (fuel tank support strap)	9A022		5271
Bracket (fuel tube clip)	9338	Bracket (parking brake air control valve)	2A730
Bracket (fuel tube support)	9B303	Bracket (parking brake cable support)	2649
Bracket (fuel vapor storage canister)	9D665	Bracket (parking brake control mounting)	2795
Bracket (fuse panel mounting)	14A254	Bracket (parking brake support)	2A696
Bracket (glow plug warning lamp)	15857	Bracket (parking brake to trans. case)	2654
Bracket (hand throttle control lever)	9824	Bracket (parking lamp mounting)	13256
Bracket (headlamp adjusting)	13121	Bracket (power brake booster mounting)	2031-2
Bracket (headlamp brace)	13A004-5	Bracket (P/S cylinder mounting)	3A652
Bracket (headlamp dimmer control mounting)	13655		

1990/
TRUCK SERIES 600/900

ALPHABETICAL INDEX CHASSIS PARTS

7

INDEX

PART NAME	GROUP NUMBER	PART NAME	GROUP NUMBER
Notes: A Refer to page 1 of Paint Section			
B — Cont'd		B — Cont'd	
Bracket (P/S cylinder to idler arm)	3B617	Bracket (speedo. cable support)	17263
Bracket (P/S hose)	3C510	Bracket (speedo. mounting)	17A273
Bracket (P/S oil cooler)	3D744	Bracket (starter cable support)	14A272
Bracket (P/S pump adjusting)	3A732	Bracket (starter motor relay mounting)	11590
Bracket (P/S reservoir)	3490	Bracket (starter push button switch)	11A610
Bracket (P/S reservoir oil filler tube)	3F525	Bracket (starting fluid reservoir mounting)	9A151
Bracket (radiator grille & headlamp guard hinge support)	18417	Bracket (steering arm stop)	3C653
		Bracket (steering column to instrument panel)	3678
Bracket (radiator grille & headlamp guard mounting)	18413	Bracket (steering gear mounting)	3E552
Bracket (radiator grille lower)	8A123	Bracket (stop lamp switch mounting)	13A439
Bracket (radiator mounting)	5073-4	Bracket (suppt. accel. lever)	9N716
Bracket (radiator shutter control thermostat hose)	8A481	Bracket (tachometer cable)	17361
Bracket (radiator shutter control thermostat to air cylinder tube)	8A092	Bracket (tachometer mounting)	17368
		Bracket (throttle control cable)	9A866
Bracket (radiator supply tank tube)	8A357	Bracket (throttle module mounting)	9E730
Bracket (radiator support)	8A274	Bracket (tool support)	17W001
Bracket (radiator support mounting)	5069-70	Bracket (trailer brake air hose connector mounting)	2954
Bracket (radiator support to frame)	8A291	Bracket (trailer brake air hose return spring)	2959
Bracket (radiator supply tank upper)	8A010	Bracket (trailer brake air hose support)	2533
Bracket (radiator tube support)	8K157	Bracket (trailer brake air protector valve mounting)	2527
Bracket (radio receiver mounting)	18888	Bracket (trailer brake hose mounting)	2A080
Bracket (radio speaker mounting)	18815	Bracket (trailer control mounting)	2C007
Bracket (rear air brake relay valve)	2A491	Bracket (trailer lamp plug mounting)	13A496
Bracket (rear axle air shift Solenoid mounting)	4518	Bracket (transfer case control lever)	7A147
Bracket (rear axle control switch wiring)	4091	Bracket (transfer case mounting)	7A444
Bracket (rear axle control valve mounting)	4077	Bracket (trans. air filter)	7B333
Bracket (rear axle power divider differential lockout control)	4483	Bracket (trans. aux. valve air filter)	7B333
		Bracket (trans. brake cable mounting)	7B116
Bracket (rear axle power divider differential lockout control valve)	4533	Bracket (trans. control selector arm mounting)	7B017-8
		Bracket (trans. control selector cable)	7E364
Bracket (rear axle power divider differential lockout coupling hose to cylinder hose tube)	4487	Bracket (trans. control selector shift cable)	7B019
		Bracket (trans. control selector stop)	7967
Bracket (rear axle power divider differential lockout cylinder)	4489	Bracket (trans. gearshift lever housing)	7E318
		Bracket (trans. oil cooler mounting)	7B142
Bracket (rear axle shift control valve)	4A163	Bracket (trans. oil cooler tube)	7B147
Bracket (rear axle torque arm)	4526	Bracket (trans. oil filler tube)	7A229
Bracket (rear axle torque arm to frame)	5883	Bracket (trans. rear support frame)	7B047
Bracket (rear brake hose support)	2073	Bracket (trans. regulator valve)	7B333
Bracket (rear lamp)	13469-71	Bracket (trans. retarder cable)	7A215
Bracket (rear license plate)	13406	Bracket (trans. retarder cable rear)	7997
Bracket (rear shock absorber lower)	18132-3	Bracket (trans. retarder cable to frame)	7-7961
Bracket (rear shock absorber to frame)	18A045	Bracket (trans. selector control cable)	7E381
Bracket (rear spring shackle)	5775	Bracket (trans. shift control rod)	7A371,
Bracket (rear suspension mounting reinforcement)	5A822		7799
Bracket (rear suspension support beam)	5775	Bracket (trans. shift lever valve)	7B333
Bracket (rear view outside mirror)	17B713, 17727	Bracket (trans. support)	7108
		Bracket (trans. to front support)	7B047
Bracket (rear wheel parking brake cable to instrument panel)	2A474	Bracket (vacuum gauge mounting)	9C497
		Bracket (vacuum manifold mounting)	9J457
Bracket (rear wheel splash shield)	16K572	Bracket (volt meter indicator mounting)	10847
Bracket (relay mounting)	14A301	Bracket (warning indicator panel)	10C894
Bracket (running board brace pedal)	16575	Bracket (water filter mounting)	8A425
Bracket (running board brace R.H. and L.H.)	16581	Bracket (water transfer connector)	8A561
Bracket (running board rear)	16486	Bracket (windshield washer reservoir mounting)	17614,
Bracket (starter cable support)	14A272		17651
Bracket (shift control lever)	7B013	Bracket (windshield wiper motor mounting)	17496-7
Bracket (spare wheel carrier)	1443	Bracket (windshield wiper pivot shaft mounting)	17479
Bracket (speedo. adapter)	17335		

JULY, 1989

COPYRIGHT © 1989—

FORD MOTOR
COMPANY

—DEARBORN, MICHIGAN

NEW ISSUE

INDEX

PART NAME	GROUP NUMBER	PART NAME	GROUP NUMBER
Notes: Δ Refer to page 1 of Paint Section			
B — Cont'd		B — Cont'd	
Bracket (wiring clip)	14A284	Bracket assy. (starter relay mounting)	11W002
Bracket (wiring shield)	14A217	Bracket assy. (steering column support)	3B139
Bracket assy. (accelerator cable)	9723	Bracket assy. (throttle control relay)	9K775
Bracket assy. (accelerator to shaft housing)	9A882	Bracket assy. (tilt cab locking cable)	5332
Bracket assy. (A/C control mounting)	19A884	Bracket assy. (tow pin)	17D924
Bracket assy. (air cleaner intake silencer)	9W630	Bracket assy. (trailer lamp plug hanger)	13484
Bracket assy. (aux. trans. mounting front & rear)	7A047	Bracket assy. (trans. end shift cable)	7E381
Bracket assy. (battery cable)	10W652	Bracket assy. (trans. retarder control valve lever)	7928
Bracket assy. (brake booster lever pivot)	2B311	Bracket assy. (turn indicator mounting)	13K025
Bracket assy. (brake camshaft)	2310-1	Bracket assy. (wiring shield mounting)	14A226
Bracket assy. (brake skid control sensor)	2C084	Bracket & insulator kit (muffler outlet pipe)	5260
Bracket assy. (brake hose manifold)	2B197	Bracket & strap assy. (vapor storage canister)	9D664
Bracket assy. (cab to frame suspension arm)	5408	Bracket & switch assy. (backup lamp)	15520
Bracket assy. (cab mounting to spring)	5B404	Bracket & tee assy. (brake booster tube)	2B503
Bracket assy. (cab mounting latch)	5B399	Brake (starter motor drive)	11A018
Bracket assy. (carb. air shroud support)	9C670	Brake assy. (rear wheel)	2209-10
Bracket assy. (carb. choke control)	9595	Brake adjuster bolt repair kit (front air)	2090
Bracket assy. (carb. throttle control)	9764	Brake adjuster retaining washer kit (rear air)	2130
Bracket assy. (clutch idler bellcrank lever pivot)	7B587	Brake adjusting screw link repair kit	2042
Bracket assy. (clutch release equalizer eng.)	7A572	Brake cylinder repair kit	2128, 2221
Bracket assy. (clutch release equalizer to frame)	7507	Brake repair kit (front wedge actuated air)	2B209
Bracket assy. (eng. noise shield)	6E055	Brake repair kit (rear wedge actuated air)	2B214
Bracket assy. (exhaust)	9W430	Breaker assy. (distributor)	12151
Bracket assy. (exhaust air supply tube)	9C488	Breaker assy. (electrical circuit)	14526
Bracket assy. (exhaust gas recirculation vacuum amplifier)	9E452	Breaker assy. (electrical circuit glass tube)	14526
Bracket assy. (frame to body)	5A112-3	Breaker assy. (fusible link wire type)	14526
Bracket assy. (front bumper)	17B749-50	Breather (rear cross shaft housing)	4022
Bracket assy. (front frame position)	5C096	Brush (starter motor)	11056
Bracket assy. (front shock absorber lower)	18112-3	Brush set (starter motor)	11057
Bracket assy. (front shock absorber to frame upper)	18183-4	Brush & holder (A/C compressor)	2979
Bracket assy. (fuel filter)	9A335	Brush & spring set (alternator)	10347
Bracket assy. (fuel tank)	9045-6	Brush & terminal assy. (windshield wiper motor)	17B566
Bracket assy. (fuel tank compression member)	9B105	Brush & terminal set (alternator)	10347
Bracket assy. (fuel tank leveling hose support)	9A081	Bulb (lamp)	13465-6
Bracket assy. (fuse junction panel mounting)	14A298	Bulb assy. (headlamp sealed beam)	13007
Bracket assy. (hand throttle control)	9W764	Bulb assy. (sealed beam lamp)	15220
Bracket assy. (headlamp adjusting nut)	13021	Bulb (sealed beam)	15330
Bracket assy. (C/B radio speaker relay mounting)	18B824	Bulb & retainer (headlamp-halogen)	13N021
Bracket assy. (heater blower mounting)	18535	Bumper (clutch & brake pedal)	7583
Bracket assy. (heater control mounting)	18531	Bumper (front)	17757
Bracket assy. (heater mounting)	18A456	Bumper (front axle)	3019-20
Bracket assy. (hood assist spring retainer)	16C836-7	Bumper (front spring)	5460
Bracket assy. (hood lift)	16C838-9	Bumper (hood)	16758-63
Bracket assy. (idler pulley support)	8A653	Bumper (rear axle)	4730, 5783
Bracket assy. (indicator warning system control)	10W846	Bumper assy. (cab mounting rear)	5A160
Bracket assy. (radiator grille opening side panel mounting)	8A214	Bumper assy. (hood hinge)	16C638-9
Bracket assy. (radiator supply tank mounting)	8A082	Bus bar (fuse junction panel)	14A036
Bracket assy. (radio suppression shield)	19A154	Bus bar	14A439
Bracket assy. (rear brake shoe anchor)	2A497-8	Bus bar (relay to circuit breaker)	14A258
Bracket assy. (rear lamp to frame)	13433	Bus bar assy.	14A033
Bracket assy. (rear shock absorber upper)	18169	Bushing (accelerator pedal hinge)	9873
Bracket assy. (relay mounting)	14A323	Bushing (accelerator pedal lever pivot)	9C805
Bracket assy. (speed control servo)	9C787	Bushing (accelerator shaft)	9A763
Bracket assy. (spotlight)	15320	Bushing (alternator mounting)	10B310
Bracket assy. (stabilizer on body mounting plate)	16C850-1	Bushing (alternator shaft)	10C313
Bracket assy. (starter motor solenoid mounting)	11K505	Bushing (alternator rectifier insulator)	10A381

INDEX

PART NAME	GROUP NUMBER	PART NAME	GROUP NUMBER
Notes: A Refer to page 1 of Paint Section			
B — Cont'd		B — Cont'd	
Bushing (brake camshaft)	2237	Bushing (trans. adapter plate alignment)	7A702
Bushing (brake carrier plate)	2237	Bushing (trans. clutch housing pedal shaft)	7508
Bushing (brake master cylinder)	2474	Bushing (trans. clutch release cross shaft)	7A615
Bushing (brake master cylinder push rod)	2A309	Bushing (trans. control selector arm)	7343
Bushing (brake pedal)	2461	Bushing (trans. cross shaft tube)	7808
Bushing (cab forward hinge bracket)	5A371	Bushing (trans. extension housing)	7A034
Bushing (cab to frame suspension arm)	5387	Bushing (trans. front oil pump)	7B258
Bushing (carb. throttle shaft)	9B508	Bushing (trans. gearshift lever shaft)	7335
Bushing (clutch master cylinder)	2474	Bushing (trans. gearshift selector arm)	7A133
Bushing (clutch pedal)	2461	Bushing (trans. input shaft)	7120
Bushing (clutch pedal bellcrank lever)	7B586	Bushing (trans. input shaft pilot)	7120
Bushing (clutch pedal shaft)	7508	Bushing (trans. intermediate brake drum)	7D046
Bushing (clutch pedal to idler lever rod)	7526	Bushing (trans. outer shifter shaft)	7808
Bushing (clutch release cross shaft)	7A615	Bushing (trans. output shaft fourth speed gear)	7193
Bushing (clutch release equalizer shaft)	7517	Bushing (trans. output shaft second speed gear)	7193
Bushing (clutch release shaft)	7508	Bushing (trans. output shaft third speed gear)	7193
Bushing (distributor housing)	12120	Bushing (trans. retarder control valve lever bracket)	17A012
Bushing (distributor pilot bore)	12367	Bushing (trans. reverse idler gear)	7143
Bushing (eng. camshaft drive gear)	6A254	Bushing (trans. sun gear shaft)	7B261
Bushing (eng. connecting rod)	6207	Bushing assy. (rear suspension support beam insulator)	5872-3
Bushing (eng. governor shaft)	18219	Bushing assy. (support beam end)	5873
Bushing (eng. valve guide)	6510	Bushing assy. (trans. shift control rod bracket)	7A459
Bushing (front air brake camshaft)	2290	Button (brake control valve lever lock)	28622
Bushing (front axle housing)	3C137	Button (distributor breaker plate support)	12072
Bushing (front shock absorber)	18197	Button (horn)	13A805
Bushing (front spring)	5348	Buzzer (low brake air pressure)	2573
Bushing (front wheel spindle)	3109-10	Buzzer assy. (brake skid control warning)	2C031
Bushing (fuel injector cyl. tube clip)	9N978	C	
Bushing (fuel injection cyl. tube plate)	9N980	Cable (fuel pump connection)	9A372
Bushing (radiator & headlamp guard latch inner)	8B490	Cable (htr. & A/C air control inner)	18K312
Bushing (rear axle differential bearing adjuster lock)	4156	Cable assy. (A/C temperature)	19988
Bushing (rear axle power divider case)	4575	Cable assy. (accelerator pedal to carb. throttle)	9A758
Bushing (rear axle power divider cluster gear)	4437-8	Cable assy. (battery to ground)	14301
Bushing (rear axle power divider output shaft)	4454	Cable assy. (battery to starter relay)	14300
Bushing (rear axle power divider pinion gear)	4422	Cable assy. (battery universal type)	14300
Bushing (rear axle shift fork)	4094	Cable assy. (cab lock)	5B372
Bushing (rear axle shift push rod)	4394	Cable assy. (dash to eng. ground)	14303
Bushing (rear axle to torque arm)	4381	Cable assy. (defroster air)	18548
Bushing (rear axle torque arm adjustment)	4A126	Cable assy. (dual battery)	14304
Bushing (rear shock absorber)	18197	Cable assy. (hand throttle control)	9W780
Bushing (rear spring)	5781	Cable assy. (throttle control)	9C799
Bushing (rear spring end)	5A598	Cable assy. (heater air)	18552
Bushing (rear spring seat)	5A557	Cable assy. (heater temperature)	18518
Bushing (rear suspension support beam)	5A593	Cable assy. (hood check)	16B898
Bushing (rear suspension support beam stud)	5854	Cable assy. (parking brake air control valve)	2A768
Bushing (speedo. drive gear)	17K253	Cable assy. (radio ant. lead-in)	18812
Bushing (speedo. driven gear)	17277,	Cable assy. (relay to starter motor)	14431
	17323	Cable assy. (speedo.)	17260
Bushing (spring)	5781	Cable assy. (tachometer)	17365
Bushing (spring shackle)	5791	Cable assy. (trans. retarder valve)	7A650
Bushing (starter motor brush end plate)	11052	Cable & conduit (parking brake front)	2853
Bushing (starter motor drive end housing)	11135	Cable & conduit assy. (trans. selector control)	7A650
Bushing (starter motor lever housing)	11142	Cable kit (battery booster)	14300
Bushing (starter motor rear end plate)	11135	Cage (steering column retaining ring)	3E728
Bushing (steering idler arm shaft)	5A370	Caliper assy. (front disc brake)	2B120
Bushing (terminal)	14603	Caliper Housing kit (front disc brake)	2K139

INDEX

PART NAME	GROUP NUMBER	PART NAME	GROUP NUMBER
Notes: Δ Refer to page 1 of Paint Section			
C — Cont'd		C — Cont'd	
Caliper Piston kit (front disc brake)	2K395	Carrier assy. (rear axle differential)	4141, 4341
Cam (carb. accelerator pump diaphragm operating)	9526	Carrier kit (rear axle differential)	4141
Cam (distributor)	12210	Case (rear axle differential gear support)	4027, 4127
Cam (parking brake band)	2632	Case assy. (front axle differential)	4204-5
Cam (turn indicator turn off)	13318	Case assy. (rear axle differential)	4204-6
Cam assy. (carb. fast idle)	9597	Case assy. (rear axle power divider differential)	4404-6
Cam pin (drive gear rear axle shift assy.)	4085	Case assy. (transfer)	7005
Camshaft (cab lock main hook)	5116	Case assy. (trans.)	7005, 7006
Camshaft (eng.)	6250	Case & coil assy. (starter motor solenoid)	11A026
Camshaft (front air brake)	2230-1	Case kit (rear axle differential carrier)	4204
Camshaft (rear air brake)	2316-7	Case kit (rear axle differential support)	4127
Camshaft & lever assy. (parking brake)	2A710	Case kit (rear axle differential support)	4127
Canister assy. (fuel vapor storage)	9D653	Catch assy. (A/C housing cover)	18C663
Cap (air brake actuating wedge return spring)	2B206	Catch assy. (heater housing cover)	18C663
Cap (brake master cyl. filler)	2162	Catch assy. (hood latch)	16C680-1
Cap (brake shoe adjusting)	2A041	Catcher (transfer case front output shaft oil)	7961
Cap (cab hinge)	5003	Chain (eng. timing)	6268
Cap (carb secondary adjustment diaphragm valve)	9507	Chamber assy. (front brake air)	2025
Cap (clutch master cyl. filler)	2162	Chamber assy. (heater air plenum)	18471
Cap (eng. oil filler)	6766	Chamber assy. (rear brake air)	2225
Cap (eng. support)	6A065	Channel (spare wheel carrier)	1443
Cap (exhaust air supply silencer)	9S426	Chassis (radio receiver)	18806
Cap (front axle spindle pin)	3113	Chassis & transmitter assy. C/B	18B806
Cap (front hub grease)	1131	Check valve repair kit (brake reservoir)	2B320
Cap (front spring seat)	5A316	Choke (radio receiver suppression)	18A952
Cap (fuel vapor storage canister)	9E602	Cigar lighter assy.	15A055
Cap (power steering pump valve)	3M627	Cigar lighter kit	15A044
Cap (radiator)	8100	Circuit (windshield wiper printed)	17A520
Cap (radiator coolant recovery reservoir)	8K103	Circuit board kit (brake skid control monitor)	2C087
Cap (rear brake air chamber breather)	2A488	Circuit board kit (rear axle shift electric motor)	4107
Cap (rear suspension support beam saddle)	5875	Circuit assy. (instrument cluster printed)	10K843
Cap (steering column shaft coupling pin)	3A529	Clamp (A/C hoses)	19B679
Cap (tachometer opening)	12B271	Clamp (air cleaner dirt ejection valve heat shield)	9E611
Cap (trans. aux. countershaft rear bearing)	7195	Clamp (air cleaner stack pipe)	9628
Cap (trans. aux. shift cyl.)	7195	Clamp (battery hold down)	10718
Cap (trans. control housing)	7220	Clamp (brake air chamber)	2A470
Cap (trans. control selector housing)	7220	Clamp (brake tube support bracket)	2A407
Cap (trans. countershaft rear bearing)	7195	Clamp (carb.)	9792
Cap (trans. gearshift lever housing)	7220	Clamp (distributor terminal housing hold down)	12144
Cap (trans. output shaft rear bearing)	7195	Clamp (distributor to cyl. head)	12270
Cap (universal joint knuckle dust)	4710	Clamp (eng. oil filler pipe)	6A759
Cap (vertical exhaust)	5C208	Clamp (exhaust air supply tube)	9D436
Cap (water outlet)	8A500	Clamp (exhaust manifold to cyl. block)	9443
Cap (water outlet connection)	9486	Clamp (exhaust manifold to cyl. head)	9446
Cap assy. (air intake tube)	9661	Clamp (fuel tube)	9C334
Cap assy. (distributor)	12106	Clamp (front axle spindle connecting rod)	3287
Cap assy. (eng. oil filler & breather)	6766	Clamp (front spring)	5330
Cap assy. (fuel tank filler)	9030	Clamp (heater hose)	18572
Cap assy. (P/S pump oil reservoir filler)	3A006	Clamp (hood check cable storage spring)	16B926
Cap assortment (eng. oil filler & breather)	6766	Clamp (hose)	8287, 9171, 19B679
Cap kit (steering column shaft dust)	3E554	Clamp assy. inlet tube (turbo charger)	9W622
Cap screw (rear air brake dust shield)	2318	Clamp (intake manifold to cyl. block)	9443
Capacitor (radio)	18827	Clamp (intake manifold to cyl. head)	9446
Capacitor assy. (windshield wiper)	17K499		
Capacitor (radio voltage regulator)	18832		
Carburetor assy.	9510		
Carburetor repair kit	9590		

1990/
TRUCK SERIES 600/900

INDEX

PART NAME	GROUP NUMBER	PART NAME	GROUP NUMBER
Notes: Δ Refer to page 1 of Paint Section			
C — Cont'd		C — Cont'd	
Clamp (muffler crossover pipe)	5A231	Clip (trans. first & reverse shift fork)	7C072
Clamp (muffler inlet pipe)	5A231	Clip (turn indicator cover)	13377
Clamp (muffler outlet pipe)	5A231	Clip (turn indicator switch mounting)	13B321
Clamp (muffler to frame)	5A215	Clip (window regulator switch retainer)	14559
Clamp (P/S cooling tube)	3B749	Clip (windshield wiper adapter & connecting arm)	17531
Clamp (P/S hose support)	3C750	Clip (wire retainer)	14A169
Clamp (rear spring)	5724	Clock assy.	15000
Clamp (shutter air line)	8A110	Cluster assy. (instrument)	9271
Clamp (spoke wheel rim)	1042-3	Clutch (rear axle power divider input)	4556
Clamp (steering column)	3506-7	Clutch (trans. aux. sliding)	7B338
Clamp (steering column shaft lower coupling)	3D699	Clutch (trans. output shaft sliding)	7103
Clamp (steering column to instrument panel)	3668	Clutch (trans. output shaft third and fourth speed)	7A061
Clamp (steering column tube to instrument panel bracket inner)	3699	Clutch (trans. second & third speed synchronizer)	7105
Clamp (steering gear ball return guide)	3544	Clutch assy. (trans. overrunning)	7A089
Clamp (T-bolt)	9K652	Clutch & bracket assy. (fan)	8A627
Clamp (trans. air filter)	8287	Clutch collar (rear axle pwr. div. main diff. lock)	4569
Clamp assy. (air cleaner)	9628	Cock assy. (intake manifold air vent)	9412
Clamp assy. (air cleaner pipe)	9N832	Coil (starter motor field)	11083-6
Clamp assy. (brake booster ring)	2350	Coil assy. (ignition less mounting strap)	12029
Clamp assy. (brake vacuum booster hose)	2344	Coil assy. (alternator rotor)	10327
Clamp assy. (fuel pump mounting)	9A406	Coil assy. (solenoid fuel shut-off valve)	9R299
Clamp assy. (power brake reservoir)	2084	Collar (brake adjusting link)	2A191
Clamp assy. (primer reservoir mounting)	9B015	Collar (distributor shaft)	12195
Clamp assy. (P/S mounting stud)	3A279	Collar (rear axle lockout shift push rod)	4569
Clamp & support assy. (brake booster vacuum reserve tank)	2084	Collar (trans. first & second speed clutch gears)	7A063
Clamp kit (rear spring)	5724	Collar (trans. first, second & third speed clutch)	7A061
Cleaner assy. (brake vacuum booster air)	2363	Collar (trans. output shaft clutch)	7A061
Cleaner assy. (carb. air)	9600	Collar kit (trans. aux. output shaft first and second speed)	7100
Cleaners	Δ	Collector (air cleaner dust)	9C673
Clear vision aids	Δ	Compensator assy. (speedometer)	17K302
Clevis (brake air chamber operating rod)	2099	Compressor assy. (A/C)	19703
Clevis (parking brake bellcrank)	2A712	Compressor assy. (vacuum air horn)	13801
Clevis (parking brake cable adjusting)	2854	Condenser assy. (A/C roof mounted)	19710
Clevis (parking brake lever to cross shaft rod)	2857	Condenser assy. (distributor)	12300
Clevis (parking brake rod)	2854	Condenser assy. (radio)	18827
Clevis (trans. gearshift rod)	7339	Conduit & cable assy. (trans. selector)	7A650
Clevis assy. (trans. shift rod)	7339	Cone & roller (front axle differential bearing)	4221
Clip (accelerator pedal retracting spring)	9750	Cone & roller (front axle driving pinion bearing)	4630
Clip (bowden cable retainer)	18B555	Cone & roller (front wheel bearing inner or differential bearing)	1201
Clip (brake booster vacuum hose)	2B361	Cone & roller (front wheel bearing outer)	1216
Clip (brake cable)	2814	Cone & roller (rear axle differential bearing)	4221
Clip (brake line)	2244	Cone & roller (rear axle driving pinion)	4621
Clip (brake release lever retracting spring)	2442	Cone & roller (rear axle driving pinion bearing)	4630
Clip (brake system)	2279	Cone & roller (rear axle power divider differential gear)	4561
Clip (carb. accelerator pump link rod)	9825	Cone & roller (transfer case idler shaft bearing)	4630
Clip (emergency indicator switch mounting)	13B321	Cone & roller (transfer case rear output shaft)	7065
Clip (fuel filter bracket)	9B281	Cone & roller assy. (rear wheel & differential bearing)	1244
Clip (fuel injector cyl. tube)	9N977	Cone & roller assy. (rear wheel outer bearing)	1240
Clip (fuel tank step retainer)	9B232	Cone & roller assy. (trans. countershaft)	1240
Clip (headlamp spring anchor)	13088	Connector (air cleaner duct inlet)	9E868
Clip (rear axle drive shaft universal joint bearing retainer lock)	4A310	Connector (air cleaner duct to manifold)	9E869
Clip (rear axle shift control tube)	4A289	Connector (air cleaner stack pipe)	9K616
Clip (regulator switch)	14570	Connector (emission vacuum control)	9E499
Clip (starter motor solenoid switch lock)	11A036	Connection (eng. air inlet)	9C674
Clip (steering gear shaft coupling retainer)	3B677	Connection (front brake cyl. inlet)	2080
Clip (trans. diaphragm retainer)	7F006		

JULY, 1989

COPYRIGHT © 1989—

FORD MOTOR

—DEARBORN, MICHIGAN

COMPANY

NEW ISSUE

INDEX

PART NAME	GROUP NUMBER	PART NAME	GROUP NUMBER
Notes: Δ Refer to page 1 of Paint Section			
C — Cont'd		C — Cont'd	
Connection (water outlet)	8592	Cooler (fan clutch oil)	8B647
Connector (A/C register)	19C732	Cooler assy. (P/S oil)	3D746
Connector (brake air supply to stop light switch)	2A292	Cooler assy. (trans. oil)	7A095
Connector (brake pipe to rear axle housing)	2074	Cooling system aids	Δ
Connector (cab safety tilt valve)	5A393	Core (speedo. drive)	17262
Connector (electrical conduct)	14739	Core assy. (A/C condenser)	19712
Connector (eng. oil level indicator tube)	6N766	Core assy. (A/C evaporator)	19860
Connector (eng. to trans. vacuum tube front & rear)	7B087	Core assy. (eng. turbo charger turbine)	6N684
Connector (fuel injection pump inlet)	9F508	Core assy. (heater)	18476
Connector (fuel line)	9B375	Core (header assy.)	8010
Connector (fuel vapor tube—female)	9D685	Core & plate assy. (speedo. driven gear)	17324
Connector (heater hose)	18A658	Countershaft (trans.)	7111
Connector (heater inlet)	18A568	Countershaft (trans. aux.)	7111, 7113
Connector (muffler inlet pipe)	5B286	Countershaft (trans. low and reverse)	7111
Connector (P/S pump reservoir return)	3-3542	Coupler (P/S pump drive)	3E526
Connector (starter motor switch)	11072	Coupling (air brake front brake line)	18717
Connector (tachometer cable)	17K267	Coupling (compressor drive)	2A945
Connector (trans. oil cooler)	7E319	Coupling (frame fuel line)	9B321
Connector (voltage regulator)	10A730	Coupling (steering gear input shaft to steering column shaft)	3A525
Connector (water inlet)	8K528	Coupling (trans. aux. drive gear)	7113
Connector (water transfer)	8A560	Coupling assy. (A/C self-sealing)	19B595-6
Connector (windshield wiper vacuum pump to intake manifold tube)	17491	Coupling assy. (brake hose)	2A384
Connector (wire)	14488	Coupling shaft (rear axle inter trans.)	4385
Connector assy. (A/C register)	19C626-7	Coupling shaft assy.	4816-7
Connector assy. (air cleaner stack pipe)	9P965	Coupling shaft assy. (P.T.O.)	7A167
Connector assy. (C/B radio ant. lead in)	18A812	Cover (A/C automatic temp. control sensor)	19C818
Connector assy. (exhaust gas recirculating vacuum control)	9E455	Cover (A/C compressor suction)	19D655
Connector assy. (rear axle air shift control)	4A286	Cover (A/C evaporator front)	19058
Connector assy. (speedometer cable)	17C263	Cover (A/C & heater evaporator case)	19B736
Connector assy. (trans. oil tube)	7D273	Cover (A/C hose)	19C791-3
Connector assy. (wiring)	14487	Cover (A/C housing upper)	18K369
Connector & adapter assy. (compressor air intake)	2991	Cover (A/C register louver opening)	19D585
Connector & sleeves (wire)	14488-9	Cover (A/C & htr. vacuum control motor)	18A463
Contact (horn button)	3631	Cover (A/C & htr. outlet duct)	18633
Contact (starter motor solenoid)	11A027	Cover (air cleaner vent)	16A668
Contact & spring assy. (horn blowing)	13864	Cover (air cleaner intake duct)	9B602
Control (trans. main)	7A100	Cover (alternator brush)	10B367
Control assy. (cab lock)	5B410	Cover (alternator brush spring)	10A340
Control assy. (carb. choke)	9700	Cover (alternator rectifier)	10353
Control assy. (carb. throttle)	9775	Cover (alternator terminal)	10A375
Control assy. (eng. compression release)	6A540	Cover (battery terminal insulating)	14277
Control assy. (engine governor)	12A458	Cover (brake adjusting hole)	2092
Control assy. (eng. start ether injection)	9775	Cover (brake booster reservoir)	2162
Connector assy. (exhaust air supply manifold)	9G462	Cover (brake cyl.)	2055
Control assy. (fuel shut-off)	9700	Cover (brake dust shield)	2A214
Control assy. (fuel tank selector valve)	9A334	Cover (brake rear wedge adjusting nut boot)	2B211
Control assy. (heater)	18549	Cover (brake skid control modulator)	2C056
Control assy. (indicator warning system)	10K910	Cover (carb. economizer valve)	9930
Control assy. (low coolant level warning)	10K895	Cover (carb. governor body)	9981
Control assy. (parking brake)	2780	Cover (carb. governor diaphragm)	9507
Control assy. (radiator shutter)	8476	Cover (carb. secondary throttle diaphragm)	9507
Control assy. (radio speaker headphone volume)	18972	Cover (clutch housing)	7564
Control assy. (windshield wiper)	17470	Cover (clutch housing dust)	7564
Controller (brake skid control modulator)	2C065	Cover (eng. crankshaft vibration damper)	6N304
Converter assy. (trans. rebuilt)	7902	Cover (eng. cyl. block oil filter opening)	6A659
Coolant recovery kit	8522	Cover (eng. cyl. head water outlet)	6C011
Cooler assy. (eng. crankcase oil)	6A642		

1990/
TRUCK SERIES 600/900

ALPHABETICAL INDEX CHASSIS PARTS 13

INDEX

PART NAME	GROUP NUMBER	PART NAME	GROUP NUMBER
Notes: A Refer to page 1 of Paint Section			
C — Cont'd		C — Cont'd	
Cover (eng. flywheel access)	6438	Cover (voltage regulator)	10563
Cover (eng. fuel pump opening)	6095	Cover (warning indicator panel)	10C981
Cover (eng. oil filter)	6737	Cover (water pump)	8508
Cover (eng. oil level indicator opening)	6B631	Cover (windshield washer reservoir)	17632
Cover (eng. valve push rod)	6519	Cover (windshield wiper motor access)	17B459-60
Cover (fan clutch)	8B646	Cover (windshield wiper motor gear)	17A511
Cover (fog or road lamp)	15K233	Cover (wiring shield)	14A390
Cover (front cross shaft control housing end)	7817	Cover assy. (air cleaner)	9B646
Cover (fuel injector pump timing)	9G524	Cover assy. (A/C & htr. control motor)	18A363
Cover (fuel pump connection block)	9A362	Cover assy. (brake air chamber cyl.)	2A469
Cover (fuel pump diaphragm pulsator)	9A359	Cover assy. (brake booster control valve)	2326
Cover (fuel tank hose)	9R281	Cover assy. (carb. accelerator pump)	9528
Cover (fuel tank sender)	9A314	Cover assy. (distributor breaker)	12239
Cover (fuse junction panel)	14A076	Cover assy. (eng. cyl. front)	6019
Cover (headlamp)	13A138	Cover assy. (eng. noise shield)	6L080
Cover (heater control switch opening)	18C635	Cover assy. (eng. valve rocker arm)	6582
Cover (heater housing rear)	18K358	Cover assy. (fuse junction panel box)	14A076
Cover (heater housing upper)	18K369	Cover assy. (heater housing front)	18C313
Cover (instrument cluster housing)	10A855	Cover assy. (heater housing rear)	18B447
Cover (intake manifold)	9E434	Cover assy. (P/S housing seal)	3E592
Cover (junction block)	14456	Cover assy. (P/S pump housing)	3A698
Cover (P/S drag link control valve dust)	3-3714	Cover assy. (power divider relief valve pump)	4A090
Cover (radiator grille guard brace opening)	8B323	Cover assy. (rear axle housing)	4033
Cover (rear axle differential carrier)	4052	Cover assy. (trans. air shift cylinder)	7306
Cover (rear axle electric shift drive screw bearing)	4074	Cover assy. (windshield wiper arm)	17C513
Cover (rear axle electric shift housing)	4052	Cover assy. (windshield wiper motor)	17C541
Cover (rear axle housing)	4101	Cover assy. (wire connector)	14A593
Cover (rear axle oil filter)	4A320	Cover & brush assy. (alternator)	10B363
Cover (rear axle power divider)	4428	Cover kit (battery cable outlet)	10B656
Cover (rear axle power divider differential lockout)	4727	Cover kit (carb. accelerator pump)	9528
Cover (rear axle power divider output shaft bearing)	4729	Covering (brake tube)	2B452
Cover (rear axle shift cyl.)	4727	Crank (trans. cross shaft)	7A375
Cover (rear axle shift motor housing)	4101	Crankshaft assy. (eng.)	6303
Cover (rear lamp housing access)	13N492	Cross member (frame)	5025-36
Cover (speedometer drive hole)	2092	Cross member (frame)	5C107-8
Cover (starter motor plunger)	11060	Cross member (transfer case mounting)	7A047
Cover (steering gear dust)	3332	Cup (booster hydraulic cyl. piston)	2408
Cover (steering gear sector shaft housing)	3580	Cup (brake booster vacuum control valve piston)	2399
Cover (steering gear shaft & worm)	3568,	Cup (brake cyl.)	2201
	3597	Cup (brake master cyl. secondary)	2170
Cover (tachometer opening)	17187	Cup (brake shoe hold down spring)	2066
Cover (transfer case)	7222	Cup (brake vacuum booster hydraulic cyl. piston)	2408
Cover (trans. aux. air shift)	7C035	Cup (distributor oil)	10141
Cover (trans. aux. case end)	7B332	Cup (front axle differential bearing)	4222
Cover (trans. aux. rear bearing)	7085	Cup (front axle idler shaft bearing)	4628
Cover (trans. aux. shift cyl.)	7C035	Cup (front wheel bearing)	1202
Cover (trans. case rear)	7B332	Cup (front wheel outer bearing)	1217
Cover (trans. clutch housing dust)	7564	Cup (rear axle differential bearing)	1202,
Cover (trans. converter housing)	7985		1239,
Cover (trans. converter housing lower)	7986		1243,
Cover (trans. countershaft brake piston)	7C035		4222
Cover (trans. gearshift shaft lock plunger spring)	7B227	Cup (rear axle driving pinion bearing)	4616,
Cover (trans. gearshift spring)	7B227		4628
Cover (trans. intermediate band servo)	7D027	Cup (rear axle power divider differential gear bearing)	4561
Cover (trans. oil filter)	7C013	Cup (starter motor drive)	11A007
Cover (trans. P.T.O.)	7165	Cup (starter motor drive spring retaining)	11A016
Cover (trans. rear cross shaft housing)	7B332	Cup (steering gear worm bearing)	3552-3
Cover (trans. remote control housing)	7B332	Cup (trans. countershaft bearing)	1202,
Cover (thermo choke heater supply)	9A705		4628,
Cover (vent air filter)	9C624		7169

JULY, 1989

COPYRIGHT © 1989—

FORD MOTOR
COMPANY

—DEARBORN, MICHIGAN

NEW ISSUE

INDEX

PART NAME	GROUP NUMBER	PART NAME	GROUP NUMBER
Notes: Δ Refer to page 1 of Paint Section			
C — Cont'd		D — Cont'd	
Cup (trans. input shaft bearing)	4628	Dial (trans. control selector)	7B033
Cup (transfer case idler shaft bearing)	4628	Dial (trans. gearshift indicator)	15805
Cup (transfer case rear output shaft bearing)	1202, 7169	Diaphragm (brake air chamber)	2325
Cup assy. (air cleaner oil)	9658	Diaphragm (brake vacuum booster body)	2394
Cup assy. (windshield wiper motor)	17A534	Diaphragm (brake vacuum booster control valve)	2391
Cup & bearing (front axle driving pinion)	4616-21	Diaphragm (fuel injector pump damper)	9M500
Cup & bearing (front axle spindle arm pin)	4616-21	Diaphragm (fuel pump pulsator)	9A358
Cup & magnet assy. (windshield wiper motor)	17B584	Diaphragm (rear axle air shift)	4038
Cup, cone & roller (front wheel hub)	1239-43	Diaphragm assy. (carb. accelerator pump)	9B559
Cushion (radiator grille opening side panel mounting)	8A320	Diaphragm assy. (carb. governor)	9503
Cylinder (brake air chamber)	2A463	Diaphragm assy. (distributor)	12370
Cylinder (brake booster control valve)	2417	Diaphragm assy. (fuel pump)	9398
Cylinder (brake booster hydraulic)	2425	Diaphragm assy. (rear axle power divider differential lockout cyl.)	4497
Cylinder (cab lock hydraulic)	5C384	Diaphragm assy. (trans. high clutch)	7C339
Cylinder (clutch slave)	7A508	Diaphragm assy. (trans. vacuum throttle valve)	7A377
Cylinder (housing assy. cab lock)	5B384	Differential assy. (rear axle)	4200, 4300
Cylinder (rear axle power divider differential lockout)	4467	Differential & carrier assy.	4200
Cylinder (slide assy. cab lock)	5D384	Diode (alternator negative)	10378
Cylinder (trans. forward clutch)	7A360	Diode (alternator positive)	10374
Cylinder assy. (brake)	2061-2, 2261-2	Diode assy. (lamp failure indicator)	10C912
Cylinder assy. (brake master)	2140	Disc (clutch brake)	7A597
Cylinder assy. (clutch master)	7A543	Disc (radio receiver tone control)	18830
Cylinder assy. (eng.)	6009	Disc assy. (brake skid control rear)	2C212
Cylinder assy. (fuel shut-off)	9K767	Disc assy. (brake vacuum booster control valve)	2308
Cylinder assy. (P/S)	3A540	Disc assy. (clutch)	7550
Cylinder assy. (radiator shutter control)	8A175	Discharge line (A/C compressor to condenser)	19D590, 19862, 19972
Cylinder assy. (rear axle power divider differential lockout)	4467	Distributor assy.	12127
Cylinder assy. (trans. aux. air shift)	7B284	Distributor & governor assy. (less terminal housing & rotor)	12102
Cylinder assy. (trans. aux. drive gearshift)	7B284	Distributor repair kit	12000
Cylinder & key assy. (ignition switch lock)	11582	Door (A/C blender air)	19469
Cylinder & shaft assy. (A/C compressor)	19D654	Door (A/C cover storage compt.)	18C658
Cylinder kit (cab lift)	5A364	Door (fog lamp)	15214
Cylinder repair kit (brake)	2128, 2221-2	Door (headlamp)	13064
Cylinder repair kit (brake master)	2004	Door (heater blender air)	19469
Cylinder repair kit (clutch master)	7578	Door (heater cover storage compt.)	18C658
Cylinder repair kit (clutch slave)	7560	Door (heater defroster air)	18A478
D		Door (rear license plate lamp)	13566
Damper (brake retracting spring)	2A296	Door assy. (A/C air damper)	18A361
Dashpot assy. (carb.)	9B549	Door assy. (A/C & htr. plenum & def. nozzle)	18A420
Dashpot and solenoid assy. (carburetor)	9S520	Door assy. (heater blower)	18B254
Decal (fan warning)	8653	Door & frame assy. (A/C & htr. air inlet)	18C409
Deflector (A/C air outlet)	18B556	Door & handle assy. (A/C air)	18C628
Deflector (aux. trans. yoke oil seal dust)	7961	Door & handle assy. (heater air)	18C628
Deflector (eng. heat)	6A683	Dowel (eng. cyl. block)	6397
Deflector (heater air outlet)	18B556	Dowel (eng. cyl. head to cyl. block)	6A008
Deflector (parking brake oil)	2B614	Dowel (rear axle pwr. div. lube pump locating)	4N560
Deflector (radiator air)	8326-7	Dowel (trans. case)	7B362
Deflector (rear axle driving pinion oil seal)	4859	Drain (alternator regulator)	10A594
Deflector (top speed register)	19A771	Draincock (radiator or cyl. block)	8115
Deflector (trans. oil)	7C390	Drain pipe (air brake reservoir)	18765
Deflector assy. (radiator air side)	8310-1	Drive assy. (starter motor)	11350
Dehydrator & receiver tank assy. (A/C)	19959	Drive assy. (tachometer)	17K316
Detent (air brake shoe actuator adjusting)	2B008	Drive gear kit (rear axle shift assy.)	4N094
Dial (brake control valve modulating spring)	2B271		
Dial (instrument cluster warning lamp)	10960		

INDEX

PART NAME	GROUP NUMBER	PART NAME	GROUP NUMBER
Notes: Δ Refer to page 1 of Paint Section			
D — Cont'd		E — Cont'd	
Drive spring kit (rear axle electric shift)	4081	End (front wheel spindle connecting rod)	3A130-1
Driver (windshield wiper motor arm)	17511	End assy. (brake skid control modulator)	2C071
Driveshaft assy.	4602,	Engine assy.	6007
	4A603	Engine reconditioning paint	Δ
Drive tip (speedo, cable)	17B322	Engine starting fluid	Δ
Drive tip (tachometer cable)	17B322	Equalizer (rear spring center)	5885
Drum (front brake)	1125	Escutcheon (radio receiver)	18809
Drum (parking brake)	2614	Evaporator housing (service only kit)	19850
Drum (rear axle oil collector)	4028	Exciter (brake skid control sensor)	2C017
Drum (rear brake)	1126	Extension (air cleaner air inner duct)	9B616
Drum assy. (trans. intermediate brake)	7D044	Extension (brake master cyl. link)	2146
Duct (air cleaner shroud to air intake tube)	9A674	Extension (cab mounting rear frame sidemember, inner)	5A411
Duct (A/C & htr. outlet front R & LH)	18C298-9	Extension (cab to frame rear support)	5A359
Duct (A/C & htr. inlet)	18457	Extension (clutch release bearing lube fitting)	7B577
Duct (defroster)	19098	Extension (frame side member)	5023
Duct (heater inlet)	18A385,	Extension (front fender rear lower)	16B160-1
	18A621	Extension (fuel injection pump throttle lever)	9J587
Duct (htr. outlet)	18B490	Extension (fuel pump mounting bracket)	9A408
Duct assy. (A/C air outlet)	18633	Extension (hood rear quarter reinforcement)	16B950-1
Duct assy. (A/C & heater outlet)	19C633	Extension (muffler outlet pipe)	5263
Duct assy. (A/C evaporator to register)	19B680	Extension (running board apron panel)	16562-3
Duct assy. (air cleaner air less grille)	9671	Extension assy. (air cleaner air inner duct)	9B629
Duct assy. (heater air inlet)	18B259	Exterior lamp warning buzzer kit	14931
Duct assy. (heater air outlet)	18633	Exterior paint	Δ
Duct assy. (heater outlet to floor)	18C433	Eye assy. (P/S cyl.)	3B618
Duct assy. (sleeper unit)	18462	F	
Duct & connector assy. (A/C & heater)	19C932	Fan assy. (alternator)	10A310
Duct & valve assy. (air cleaner air)	9A626	Fan assy. (heater blower)	18504
Dust shield (rear brake carrier)	2214-5	Fan blade assy.	8600
Dusting cloth	Δ	Fender (front)	16005-6
E		Field (A/C compressor w/pilot bushing)	2987
Eccentric (camshaft fuel pump drive)	6287	Filler (carb. accelerator pump cavity)	9F565
Economizer assy. (carb.)	9A565	Filler (front fender rear)	16A016-7
Economizer kit (carb.)	9A565	Filler (hood panel)	16C606
Elbow (air brake air line)	18727	Filler (hood panel rear)	16A694-5
Elbow (eng. crankcase vent hose)	6767	Filler panel (radiator grille opening)	8C006-7
Elbow (exhaust air supply pump outlet)	9C475	Filler plate (brake dust shield)	2217
Elbow (fuel filter to fuel pump hose)	9N332	Filter (A/C and heater control light)	19D556
Elbow (fuel vapor storage canister vent connection)	9E796	Filter (air chamber breather cap)	2C488
Elbow (heater)	18K427	Filter (carb. secondary diaphragm vent)	9C791
Elbow (heater hose)	18599	Filter (fuel gauge tank unit)	9A011
Elbow (rear axle brake booster 45 degrees)	4087	Filter (instrument cluster lamp)	10B870
Elbow (trans. air hose)	7B417	Filter (trans. air)	7330
Elbow (trans. oil temperature warning switch)	7861	Filter assy. (eng. crankcase vent oil separator)	6A631
Elbow assy. (windshield wiper motor air intake)	17B497	Filter assy. (eng. oil)	6714
Electric shift unit repair kit (rear axle)	4B062	Filter assy. (fuel)	9155
Electrolyte (battery)	10656	Filter assy. (rear axle power divider oil)	4A420
Element (P/S reservoir filter)	3C602	Filter assy. (water)	8A424
Element (trans. oil filter)	7C012	Filter and regulator (trans. air control)	7B265
Element assy. (carb. or eng. air cleaner)	9601	Finger (trans. gearshift lever first & reverse shift)	7813
Element assy. (cigar lighter)	15054	Finger (trans. rear cross shaft first & reverse shift)	7813
Element assy. (eng. oil filter)	6731	Finger (trans. reverse shift)	7C015,
Element assy. (fuel filter)	9365		7813
Element assy. (fuel/water separator)	9N184	Finger (trans. shift first & reverse shift)	7813
Element assy. (P/S oil reservoir filter)	3C601-2	Finger (trans. shift control inner)	7B109,
Element assy. (rear axle oil filter)	4A318		7810,
Eliminator assy. (eng. air cleaner moisture)	9E651		7811
Enclosure assy. (radio speaker)	18978	Fire extinguisher kit	19B540
		Fitting (air brake frame hose to tube)	18713

JULY, 1989

COPYRIGHT © 1989—

FORD MOTOR

—DEARBORN, MICHIGAN

COMPANY

NEW ISSUE

INDEX

PART NAME	GROUP NUMBER	PART NAME	GROUP NUMBER
Notes: Δ Refer to page 1 of Paint Section			
F — Cont'd		F — Cont'd	
Fitting (brake manifold)	2535	Frame (radio speaker housing mounting)	19A161
Fitting (brake master cyl. outlet)	2076	Frame assy.	5005-6
Fitting (carb. fast idle adjusting screw)	9B503	Frame assy. (A/C & heater air damper door inlet)	18B625
Fitting (carb. fuel inlet)	9A520	Frame & link (windshield wiper motor)	17B597
Fitting (carb. secondary diaphragm vent filter)	9A520	Front end assy. (fiberglass)	16000
Fitting (clutch master cyl. outlet)	2076	Front pump relief valve & spring kit	7A135
Fitting (eng. oil filter hose)	6748	Fuel filter line	9156
Fitting (flare)	19D695	Fuel line	9282
Fitting (front axle spindle grease)	3C135-6	Fuse assy.	14526
Fitting (fuel pump inlet)	9241	Fuse assy. (cigar lighter)	14429
Fitting (heater hose connection)	9A455	G	
Fitting (oil cool hose)	6B853	Gasket (A/C compressor charging screw)	19D661
Fitting (oil pressure sender to eng. governor)	9B339	Gasket (air compressor mounting surface cover)	2946
Fitting (P/S pressure line)	3644	Gasket (air compressor to mounting adaptor)	2895, 2B885
Fitting (P/S pump valve outlet)	3D654	Gasket (A/C & heater control lens)	18C260
Fitting (water filter hose)	8A432	Gasket (air cleaner)	9673
Fitting assy. (intake manifold vacuum outlet)	9A474	Gasket (air cleaner air inlet connector)	9D634
Fitting assy. (P/S pressure base)	3D644	Gasket (air cleaner to carb.)	9654
Flange (aux. trans. input shaft)	7089	Gasket (air cleaner to eng.)	9654
Flange (aux. trans. output shaft)	7089	Gasket (alternator brush cover)	10B368
Flange (coupling shaft universal joint)	4865	Gasket (alternator frt. bearing)	10C326
Flange (front axle drive)	1245	Gasket (alternator rectifier cover)	10623
Flange (heater air inlet duct)	18A443	Gasket (booster vacuum control valve body cover)	2479
Flange (P/S pump mounting)	3K505	Gasket (brake & clutch system)	2151-4
Flange (starter motor coil retainer)	11106	Gasket (brake booster)	2437
Flange (steering column tube)	3511	Gasket (brake booster diaphragm)	2167
Flange (transfer case brake drum)	7089	Gasket (brake booster hydraulic cyl.)	2493
Flange (transfer case input shaft)	7089	Gasket (brake liner connector)	2149
Flange (transfer case output shaft)	7089	Gasket (brake master cylinder filler cap)	2167
Flange (transfer case output shaft)	7B214	Gasket (brake vacuum pump mounting)	2A453
Flange (trans. input shaft)	7089	Gasket (carb. booster venturi support)	9A536
Flange (trans. output shaft)	7089	Gasket (carb. discharge pump nozzle)	9580
Flange (universal joint spline)	7089	Gasket (carb. economizer)	9A588
Flange (wheel rim)	1099	Gasket (carb. economizer cover)	9563
Flange assy. (universal joint)	4351, 4465, 4851	Gasket (carb. economizer valve)	9A588
Flange & retainer assy. (steering column tube)	3681	Gasket (carb. float bowl)	9561
Flasher assy. (turn indicator)	13350	Gasket (carb. float bowl screw)	9592
Float assy. (carb.)	9550	Gasket (carb. fuel inlet fitting)	9229
Float assy. (fuel tank sender)	9202	Gasket (carb. fuel inlet needle seat)	9569
Flywheel ring, spring plate & hub assy. (clutch pressure plate)	7571	Gasket (carb. fuel level check plug)	9569
Flywheel assy. (eng.)	6375	Gasket (carb. governor body)	9853
Fork (rear axle power divider differential lockout shift)	4450	Gasket (carb. governor body cover)	9982
Fork (transfer case gearshifter)	7289	Gasket (carb. main metering body)	9A518
Fork (trans. aux. shift)	7B283	Gasket (carb. shaft backup plate)	9B507
Fork (trans. gearshifter)	7230, 7231, 7B283, 7289	Gasket (carb. throttle body to main body)	9516
Fork (trans. gearshifter fourth & fifth gear)	7230	Gasket (carb. throttle operating shaft)	9B510
Fork (trans. second & third gearshifter)	7289	Gasket (carb. to governor)	9447
Fork & rod (trans. aux. shift)	7230	Gasket (carb. to intake manifold)	9447
Fork & roller assy. (rear axle differential shift)	4045	Gasket (carb. to intake manifold spacer)	9C477
Fork & shaft (trans. gearshift)	7230-1	Gasket (carb. valve seat lock screw)	9A522
Frame (license plate)	17A387	Gasket (cylinder head water outlet)	8269
		Gasket (distributor base)	12143
		Gasket (dome lamp)	13A706
		Gasket (eng. air compressor adapter)	6B610
		Gasket (eng. cylinder front cover)	6020
		Gasket (eng. cylinder head)	6051

1990/
TRUCK SERIES 600/900

ALPHABETICAL INDEX CHASSIS PARTS 17

INDEX

PART NAME	GROUP NUMBER	PART NAME	GROUP NUMBER
Notes: Δ Refer to page 1 of Paint Section			
G — Cont'd		G — Cont'd	
Gasket (eng. governor body)	18229	Gasket (P/S pressure relief valve)	3B606
Gasket (eng. hydraulic pump flange cover)	6A628	Gasket (P/S pump mounting)	3K506
Gasket (eng. oil filler & breather cap)	6789	Gasket (P/S pump oil reservoir cover)	3A642
Gasket (eng. oil filler tube adapter)	6K899	Gasket (radiator)	8A468
Gasket (eng. oil filter adapter to cylinder block)	6A636	Gasket (radiator by-pass water tube)	8563
Gasket (eng. oil filter center bolt to cover)	6749	Gasket (radiator shutter control)	8B288
Gasket (eng. oil filter cover)	6885	Gasket (radiator tank lower)	8B379
Gasket (eng. oil level indicator boss)	6753	Gasket (radiator tank upper)	8B378
Gasket (eng. oil level indicator opening cover)	6A682	Gasket (rear axle cover to housing)	4036
Gasket (eng. oil pan)	6710-1	Gasket (rear axle differential carrier)	4035,
Gasket (eng. oil pan drain plug)	6734		4073
Gasket (eng. oil pump inlet tube)	6626	Gasket (rear axle differential center housing)	4885
Gasket (eng. oil pump to block)	6659	Gasket (rear axle driving pinion bearing sleeve)	4662
Gasket (eng. turbo charger exhaust mnfd.)	6N640	Gasket (rear axle driving pinion grease retainer support)	4507
Gasket (eng. turbo charger cyl. bik. oil supply plate)	6N653	Gasket (rear axle electric shift drive screw bearing cover)	4092
Gasket (eng. valve push rod cover)	6521	Gasket (rear axle housing plug)	4A230
Gasket (eng. valve rocker arm cover)	6584	Gasket (rear axle power divider cover)	4427,
Gasket (exhaust air supply tube)	9C435		4885
Gasket (exhaust gas recirculation valve)	9D476	Gasket (rear axle power divider differential lockout bracket)	4461
Gasket (exhaust gas recirculation valve adapter)	9E464	Gasket (rear axle power divider output shaft rear bearing retainer)	4479
Gasket (exhaust manifold)	9448	Gasket (rear axle shift fork opening)	4073,
Gasket (fog lamp housing)	15K243		4564
Gasket (fog lamp lens)	15A238	Gasket (rear axle shift motor)	4104
Gasket (front air brake slinger)	1152	Gasket (rear axle wiper)	1187
Gasket (front axle differential carrier)	4035	Gasket (rear lamp lens)	13461
Gasket (front axle driving pinion grease retainer support)	4507	Gasket (rear license plate lamp)	13568
Gasket (front axle spindle pin cap)	3114	Gasket (rear view outside mirror)	17724
Gasket (front brake grease baffle)	1193	Gasket (rear wheel bearing retainer or rear axle shaft)	1001
Gasket (front cross shaft control housing end cover)	7806	Gasket (remote control housing)	7207
Gasket (front turn indicator lamp lens)	13330	Gasket (speedo. case)	17303
Gasket (front wheel hub & grease cap)	1153	Gasket (starter motor cover band)	11129
Gasket (fuel filter bowl)	9364	Gasket (starter motor ground terminal)	11A056
Gasket (fuel filter element)	9366	Gasket (starter motor lever housing)	11A052
Gasket (fuel gauge tank unit)	9276	Gasket (starter motor plunger cover)	11065
Gasket (fuel pump connection block)	9A373	Gasket (starter motor rear end housing)	11003
Gasket (fuel pump discharge hose retainer)	9A375	Gasket (starter motor solenoid terminal plate)	11A030
Gasket (fuel pump mounting)	9417	Gasket (starter motor terminal field)	11A047
Gasket (fuel tank fill cap)	9035	Gasket (steering gear sector shaft housing cover)	3581
Gasket (fuel vapor valve)	9J588	Gasket (steering gear worm cover)	3593
Gasket (gear cover windshield wiper motor)	17471	Gasket (timing cover)	9F598
Gasket (governor mounting)	12495	Gasket (trans. air shift cylinder cover)	7B228
Gasket (headlamp mounting)	13044	Gasket (trans. aux. case)	7223,
Gasket (heater blower motor mounting)	19092		7B353
Gasket (instrument cluster anti-squeak)	10989	Gasket (trans. aux. countershaft rear bearing cover)	7181
Gasket (intake manifold connector)	9L437	Gasket (trans. aux. shift cylinder)	7181,
Gasket (intake manifold cover)	9E436		7B228
Gasket (intake manifold to cylinder block)	9461	Gasket (trans. aux. shift cyl. cover)	7181
Gasket (intake manifold to cylinder head)	9439-41	Gasket (trans. case access cover)	7223
Gasket (manifold)	9450	Gasket (trans. case rear end cover)	7B343
Gasket (marker lamp body)	15451	Gasket (trans. case rear plate)	7B343
Gasket (marker lens)	15A402	Gasket (trans. clutch housing to case)	7A619
Gasket (parking brake oil deflector)	2C614		
Gasket (parking lamp lens)	13211		
Gasket (P/S gear control valve)	3E571		

JULY, 1989

COPYRIGHT © 1989—

FORD MOTOR

—DEARBORN, MICHIGAN

COMPANY

NEW ISSUE

INDEX

PART NAME	GROUP NUMBER	PART NAME	GROUP NUMBER
Notes: Δ Refer to page 1 of Paint Section			
G — Cont'd		G — Cont'd	
Gasket (trans. control housing end cover)	7806	Gasket (transfer case rear output shaft bearing retainer)	7181
Gasket (trans. converter impeller hub)	7916	Gasket (transfer case to trans. case)	7086
Gasket (trans. countershaft bearing cap)	7181	Gasket (transfer case top cover)	7223
Gasket (trans. countershaft front bearing retainer)	7051, 7181	Gasket (turn signal lamp mount)	13342
Gasket (trans. countershaft rear bearing adapter)	7B223	Gasket (water outlet connection assortment)	8255
Gasket (trans. extension housing)	7086	Gasket (water pump cover)	8513
Gasket (trans. extension housing to case)	7086	Gasket (water pump housing)	8507
Gasket (trans. extension housing to rear oil pump)	7086	Gasket (water thermostat)	8590
Gasket (trans. front output shaft rear bearing retainer)	7086	Gasket (wiring connector)	14A297
Gasket (trans. front to rear case)	7223	Gasket & oil seal repair kit (trans.)	7153
Gasket (trans. gearshift housing)	7223	Gasket & Spacer kit (w/wiper motor)	17K482
Gasket (trans. gearshift housing cap)	7207	Gasket kit (A/C compressor)	19B684
Gasket (trans. gearshift lever housing)	7207	Gasket kit (rear axle)	4A109
Gasket (trans. gearshift lever housing to adapter)	7185	Gasket set (carb.)	9502
Gasket (trans. gearshift lever housing to gearshift housing)	7185	Gasket set (eng. complete overhaul)	6008
Gasket (trans. gearshift spring cover)	7B228	Gasket set (eng. oil pan)	6781
Gasket (trans. gearshifter shaft lock plunger spring cover)	7B228	Gasket set (eng. valve grind)	6079
Gasket (trans. input shaft bearing retainer)	7051	Gasket set (manifold)	9433
Gasket (trans. intermediate band servo)	7D026	Gasket set (radiator tank)	8B378-9
Gasket (trans. low clutch, planetary and adapter housing)	7086	Gasket set (trans.)	7153
Gasket (trans. low range countershaft rear bearing retainer)	7181	Gasket (windshield wiper motor seal)	17C430
Gasket (trans. oil filter housing)	7166	Gas line anti-freeze	Δ
Gasket (trans. oil filter housing to plate)	7166	Gate (trans. gearshift reverse front)	7232
Gasket (trans. oil pan)	7A191	Gate (trans. gearshifter shaft)	7230, 7232, 7279
Gasket (trans. oil pan screen)	7E062	Gate (trans. low & reverse shifter shaft)	7411, 7232
Gasket (trans. oil pan to case)	7A191	Gate (trans. second & third gearshifter shaft)	7411
Gasket (trans. oil pump to case)	7A136	Gate (trans. shift rod)	7411
Gasket (trans. output shaft bearing retainer)	7051, 7086, 7181	Gate (trans. shifting)	7B313
Gasket (trans. output shaft rear bearing cap)	7086, 7B290	Gauge (instrument cluster eng. oil temperature)	10C911
Gasket (trans. overdrive housing to case)	7086	Gauge (instrument cluster water temperature)	10883
Gasket (trans. throttle control valve)	7B426	Gauge (instrument cluster pyrometer temperature)	10883
Gasket (trans. P.T.O. cover)	7166	Gauge (rear axle temperature)	10B864
Gasket (trans. P.T.O. to trans. case)	7166	Gauge assy. (brake air pressure)	2557
Gasket (trans. rear bearing cover & speedo.)	7086	Gauge assy. (brake vacuum)	2A036
Gasket (trans. slave valve)	7314	Gauge assy. (fuel instrument panel unit)	9280
Gasket (trans. slave valve adapter plate)	7314	Gauge assy. (fuel tank unit)	9275
Gasket (trans. splitter gearshift)	7B228	Gauge assy. (oil pressure eng. unit)	9278
Gasket (trans. splitter gearshift cylinder cover)	7B228	Gauge assy. (oil pressure instrument panel unit)	9273
Gasket (trans. valve body separator plate)	7D100	Gauge assy. (vacuum air cleaner)	9N622
Gasket (transfer case countershaft front & rear bearing retainer)	7181	Gear (distributor driven)	12390
Gasket (transfer case front output front & rear cap)	7181	Gear (eng. camshaft)	6256
Gasket (transfer case front output rear cap)	7181	Gear (eng. crankshaft)	6306
Gasket (transfer case front output shaft bearing retainer)	7181	Gear (eng. flywheel ring)	6384
Gasket (transfer case front output shaft oil seal retainer)	7181	Gear (eng. governor drive)	18213
Gasket (transfer case idler shaft rear cap)	7181	Gear (eng. oil pump drive)	6W846
Gasket (transfer case input shaft bearing retainer)	7181	Gear (front axle differential side)	4236
Gasket (transfer case input shaft rear bearing cover)	7181	Gear (power divider oil pump drive)	4739
		Gear (power divider oil pump driver)	4442
		Gear (rear axle differential driven)	4739
		Gear (rear axle differential planetary)	4229
		Gear (rear axle differential sliding clutch)	4055
		Gear (rear axle differential side)	4236, 4239

1990/
TRUCK SERIES 600/900

INDEX

PART NAME	GROUP NUMBER	PART NAME	GROUP NUMBER
Notes: A Refer to page 1 of Paint Section			
G — Cont'd		G — Cont'd	
Gear (rear axle drive pinion transfer)	4442	Gear (trans. main shaft coupling drive)	7017
Gear (rear axle power divider input shaft cluster)	4433-4	Gear (trans. main shaft sliding clutch)	7B341
Gear (rear axle power divider oil pump drive)	4580	Gear (trans. main shaft third speed)	7B340
Gear (rear axle power divider sliding clutch)	4455	Gear (trans. mainshaft intermediate drive)	7100
Gear (rear axle sliding clutch)	4055	Gear (trans. mainshaft reverse)	7142
Gear (tachometer drive)	17377	Gear (trans. mainshaft second speed)	7B340
Gear (tachometer driven)	17374	Gear (trans. output shaft constant drive)	7177
Gear (trans. aux. countershaft)	7144, 7177	Gear (trans. output shaft clutch)	7B218
Gear (trans. aux. countershaft drive)	7177	Gear (trans. output shaft constant drive)	7177
Gear (trans. aux. drive)	7A079, 7101	Gear (trans. output shaft first speed)	7A079, 7100
Gear (trans. aux. intermediate sliding clutch)	7177	Gear (trans. output shaft first & second speed)	7A078, 7100
Gear (trans. aux. output shaft)	7101, 7158	Gear (trans. output shaft fourth & fifth speed sliding clutch)	7B161
Gear (trans. aux. output shaft first and second speed clutch)	7A078	Gear (trans. output shaft fourth speed)	7158, 7B267
Gear (trans. aux. output shaft splitter)	7101	Gear (trans. output shaft overdrive)	7101
Gear (trans. aux. output shaft drive)	7101	Gear (trans. output shaft reduction)	7101
Gear (trans. aux. output shaft reduction)	7101, 7102	Gear (trans. output shaft reverse)	7142
Gear (trans. aux. output shaft second speed)	7102, 7103	Gear (trans. output shaft ring)	7A153
Gear (trans. countershaft)	7113, 7144, 7177	Gear (trans. output shaft second speed)	7102, 7103, 7158 7176
Gear (trans. countershaft cluster)	7113	Gear (trans. output shaft second speed idler)	7103
Gear (trans. countershaft constant mesh drive)	7177	Gear (trans. output shaft second and third speed)	7103
Gear (trans. countershaft drive & reduction)	7177	Gear (trans. output shaft sliding clutch)	7A060, 7103
Gear (trans. countershaft first & reverse)	7113	Gear (trans. output shaft third speed)	7101, 7144, 7196
Gear (trans. countershaft first speed)	7113, 7176	Gear (trans. output shaft third speed idler)	7196
Gear (trans. countershaft fourth & fifth sliding)	7106	Gear (trans. overdrive)	7158
Gear (trans. countershaft fourth speed)	7112, 7144, 7177	Gear (trans. P.T.O.)	7B041
Gear (trans. countershaft overdrive)	7101	Gear (trans. rear output shaft)	7024, 7B341
Gear (trans. countershaft P.T.O.)	7144	Gear (trans. reverse)	7142
Gear (trans. countershaft reverse)	7100	Gear (trans. reverse idler)	7141, 7142
Gear (trans. countershaft second speed)	7137, 7144, 7176	Gear (trans. second & third speed synchronizer clutch)	7183
Gear (trans. countershaft second speed underdrive)	7114	Gear (trans. second speed)	7102
Gear (trans. countershaft third speed)	7113, 7137, 7144	Gear (trans. sliding clutch)	7103, 7B341
Gear (trans. fifth speed)	7B161	Gear (trans. third & fourth clutch)	7183
Gear (trans. first speed)	7100	Gear (trans. third & fourth speed clutch)	7A060
Gear (trans. forward ring)	7D392	Gear (transfer case front output sliding clutch)	7103
Gear (trans. fourth and fifth sliding)	7106	Gear (transfer case idler shaft)	7142
Gear (trans. fourth & fifth speed synchronizer gear)	7183	Gear (transfer case low speed intermediate shaft)	7100
Gear (trans. input shaft drive)	7017, 7158	Gear (transfer case low speed sliding)	7100
Gear (trans. low & reverse sliding)	7100	Gear (transfer case output shaft)	7100
Gear (trans. low speed)	7102	Gear (transfer case rear output shaft)	7024
Gear (trans. main drive)	7017	Gear (windshield wiper motor output)	17A491
		Gear assy. (eng. camshaft drive)	6A253
		Gear assy. (rear axle differential idler)	4580
		Gear assy. (steering)	3504

JULY, 1989

COPYRIGHT © 1989—

FORD MOTOR

—DEARBORN, MICHIGAN

COMPANY

NEW ISSUE

INDEX

PART NAME	GROUP NUMBER	PART NAME	GROUP NUMBER
Notes: A Refer to page 1 of Paint Section			
G — Cont'd		H	
Gear assy. (trans. sun)	7D063	Handle (cab lock hook release)	5A377
Gear assy. (windshield wiper motor)	17490	Handle (eng. compression release)	6A543
Gear & bushing (trans. output shaft first speed)	7B266	Handle (jack)	17081
Gear & bushing (trans. output shaft second speed)	7176	Handle (radiator & headlamp guard latch)	18418
Gear & bushing assy. (aux. output shaft second speed)	7176	Handle (wheel nut wrench)	17034
Gear & bushing assy. (trans. direct drive)	7024	Handle assy. (cab lock camshaft control arm)	5A378
Gear & bushing assy. (trans. reverse idler)	7141	Handle assy. (hood latch)	16700
Gear kit (trans. aux. countershaft drive)	7177	Handle assy. (radiator & headlamp guard latch)	8B488
Gear & pinion (windshield wiper motor)	17A479	Hanger (muffler)	5A290
Gear & pinion kit (rear axle differential)	4237	Harness assy. (air brake tube)	2C091,
Gear and pinion kit (rear axle drive)	4209		2C096
Gear & shaft (trans. aux. countershaft)	7113	Harness assy. (air brake treadle valve)	2C095
Gear & shaft assy. (windshield wiper motor output)	17A434	Harness assy. (A/C blower motor)	18C629
Glass (instrument cluster)	10880	Harness assy. (A/C control motor)	18C560
Glass (radiator coolant level sight)	8B404	Harness assy. (heater control motor)	18C560,
Governor assy. (air compressor)	2885		18C629
Governor assy. (eng)	12450-1	Head (A/C compressor)	19D646-7
Governor assy. (trans.)	7C053	Harness assy. (vacuum hose)	19C827
Grille (A/C air intake)	19744	Head (A/C compressor cyl.)	2995,
Grille (radiator)	8190,		17723
	8200	Head (cab lift pump piston)	5A387
Grille (radio speaker)	18985	Head (eng. cyl.)	6049
Grille assy. (A/C & heater air inlet)	18B591	Head (rear view outside mirror)	17C702
Grille assy. (air cleaner air duct)	9672	Head (water filter mounting)	8C074
Grommet (carb. air cleaner)	9697	Headlamp assy. (less bulb & wiring)	13008
Grommet (carb. choke)	14612	Heater assy.	18478
Grommet (eng. P/S oil reservoir cover stud)	6570	Hinge (A/C housing cover)	18C662
Grommet (eng. valve push rod cover bolt or stud)	6570	Hinge (accelerator pedal)	9710
Grommet (eng. valve rocker arm cover stud)	6570	Hinge (cab lift pump)	5A385
Grommet (fuel air shut-off control)	9S504	Hinge (heater housing cover)	18C662
Grommet (fuel tank filler neck)	9080	Hinge (hood)	16796-7
Grommet (instrument control cable)	10A898	Holder (alternator brush)	10351
Grommet (radio antenna cable)	18A908	Holder (fuse)	14417
Grommet (rear axle piston to push rod)	4344	Holder (starter motor brush)	11061
Grommet (speedo. case)	17304	Holder & terminal plate assy. (starter motor brush)	11A037
Grommet (tachometer cable)	17N290	Hood	16612
Grommet (windshield wiper motor mounting)	17C431	Hood & door assy. (A/C condenser)	19C649
Grommet (wiring)	14603	Hook assy. (rear towing)	5N180
Ground (steering shaft)	3B710	Hook (aux. fuel tank bracket)	9148
Guard (fuel tank)	9099	Hook (battery box cover)	10A679
Guard (parking brake drum)	2625	Hook (cab lock aux.)	5A158
Guard (radiator grille)	8307	Hook assy. (hood auxiliary catch)	16892
Guard (radiator lower)	8A316	Hook (hood latch)	16900
Guard assy. (alternator pulley & belt)	10B381	Hook (towing front)	17A954-5
Guard assy. (radiator grille & headlamp)	18410	Horn assy.	13832-3
Guard assy. (rear wheel splash)	16A550	Horn kit (air)	13800
Guide Pin (adjustable steering column bracket)	3N927	Hose (air by pass valve inlet)	9F287
Guide (air brake shoe actuator plunger)	2B005	Hose (air by-pass inlet-lower)	9H299
Guide (brake air chamber wedge)	2F225	Hose (air cleaner inlet)	9B614
Guide (steering gear ball return)	3523	Hose (air cleaner)	9W633
Guide Assy. (speedometer & tachometer cable)	17B372	Hose (air cleaner to resonator)	9F767
Guide Pin (adjustable steering column bracket)	3N927	Hose (A/C evaporator drain)	19858
Gusset (cab mounting rear rear inner)	5382-3	Hose (air cleaner to intake manifold)	9B613
Gusset (cab mounting spring bracket)	5B406	Hose (air cleaner to intake tube upper)	9C681
Gusset (frame cross member)	5031-2	Hose (air compressor tube water)	2-2917
Gusset (frame crossmember intermediate)	5K003	Hose (brake booster reservoir tank gauge)	2A037
Gusset (frame side member to rear cross member R.H.)	5146	Hose (brake relay valve to rear wheel connector)	2A289

1990/
TRUCK SERIES 600/900

INDEX

PART NAME	GROUP NUMBER	PART NAME	GROUP NUMBER
Notes: Δ Refer to page 1 of Paint Section			
H — Cont'd		H — Cont'd	
Hose (brake vacuum booster)	2336	Hose (water by-pass)	8548, 8597
Hose (bulk)	2269	Hose (water filter supply or return)	8B351-2
Hose (carb. air cleaner to compressor)	2974	Hose (water pump to radiator by-pass tube)	7B093
Hose (coolant)	8C063-9	Hose (windshield defroster)	18556
Hose (eng. air cleaner (resonator to T/C))	9W625	Hose (windshield washer)	17A605
Hose (eng. air handling line)	6B663	Hose (windshield washer reservoir to foot controls)	17A624
Hose (eng. by-pass oil filter supply)	6A651-2	Hose (windshield wiper)-bulk	17543
Hose (eng. crankcase vent)	6853	Hose (windshield wiper vacuum pump to brake booster check valve)	17499
Hose (eng. oil filler pipe)	6793	Hose assy. (air brake foot control valve to front tee)	2897
Hose (eng. oil filter inlet)-bulk	6745	Hose assy. (air brake foot control valve to quick release valve)	2587
Hose (eng. oil filter pipe)	6A787	Hose assy. (air cleaner inlet)	9B613
Hose (eng. radiator crossover vent)	6B644	Hose assy. (air compressor governor to governor tube)	2989
Hose (eng. turbo charger air tube to intake manifold)	6N650	Hose assy. (air compressor oil inlet)	2912
Hose (eng. turbo charger air tube to outlet)	6N651	Hose assy. (air compressor oil inlet & outlet)	2922
Hose (exhaust air supply bypass valve to check)	9K446	Hose assy. (air compressor outlet)	2A907
Hose (exhaust air supply check valve)	9C433	Hose assy. (air compressor to governor)	2903
Hose (exhaust air supply check valve inlet)	9B466	Hose assy. (brake)	2078
Hose (exhaust air supply pump inlet)	9B458	Hose assy. (brake air check valve)	2936
Hose (exhaust air supply silencer inlet)	9J435	Hose assy. (brake booster pressure line)	2B574
Hose (fuel pump to fuel filter)	9A289	Hose assy. (brake booster return line)	2B576
Hose (fuel filter drain)	9W309	Hose assy. (brake front control valve)	2899
Hose (fuel return)	9324	Hose assy. (brake manifold to union)	2B225
Hose (fuel tank to filler pipe)	9047	Hose assy. (brake reservoir connector)	2571
Hose (fuel tank vent)	9324	Hose assy. (brake vacuum pump oil inlet)	2B451
Hose (fuel tube)	9324	Hose assy. (cab cylinder lift)	5A360
Hose (fuel vapor)	9E325	Hose assy. (clutch master cylinder tube)	7608
Hose (fuel vapor returns)	9G297	Hose assy. (clutch release)	7B513
Hose (heater water)	18472	Hose assy. (eng. air cleaner outlet)	9B640
Hose (intake manifold inter cooler water)	9L443	Hose assy. (eng. by-pass oil filter)	6A251
Hose (intake tube-eng. air cleaner)	9C682	Hose assy. (eng. oil)	6A715, 6B833
Hose (manifold to brake vacuum booster check valve)	2-2352	Housing assy. (eng. oil cooler)	6B850-1
Hose (power steering bulk)	3B719	Hose assy. (fan clutch)	8C069
Hose (P/S reservoir filler tube)	3F551	Hose assy. (front brake)	2B230
Hose (radiator)	8260	Hose assy. (fuel filter outlet)	9J291
Hose (radiator air aspirator)	8C012	Hose assy. (fuel filter inlet)	9J290
Hose (radiator bulk)	8333	Hose assy. (fuel primer pump)	9288
Hose (radiator drain)	8081	Hose assy. (fuel pump to discharge fitting)	9A376
Hose (radiator overflow)	8075, 8A213	Hose assy. (fuel tank selector valve)	9B285
Hose (radiator shutter)	8493	Hose assy. (fuel tank to fuel tubes)	9B286
Hose (radiator shutter thermostat to brake booster line)	8A205	Hose assy. (fuel return)	9C327
Hose (radiator supply tank overflow tube)	8B102	Hose assy. (fuel vapor return)	9G321
Hose (radiator supply tank overflow tube connecting)	8-8059	Hose assy. (inter. axle solenoid valve actuator)	4W061
Hose (radiator supply tank vent tube connector)	8A366	Hose assy. (manifold to brake vacuum tube flexible)	2353
Hose (radiator to supply tank vent)	8003, 8497	Hose assy. (parking brake air valve)	2A625
Hose (rear axle power divider differential lockout cylinder)	4881	Hose assy. (parking brake emergency air supply)	2A775
Hose (rear axle)	4090	Hose assy. (parking brake press feed)	2A777
Hose (rear brake)	2282	Hose assy. (P/S pressure line)	3A719
Hose (trans. air filter)	7B175	Hose assy. (rear air brake flexible)	2A290
Hose (trans. aux. shift air supply)	7B175	Hose assy. (rear axle air shift control)	4531
Hose (trans. oil cooler)	7B093	Hose assy. (rear axle differential lock)	4W062
Hose (trans. oil overflow)	7A080	Hose assy. (rear axle power divider differential lockout control valve)	4531
Hose (trans. shift control valve to cylinder)	7B175	Hose assy. (rear wheel brake)	2A442
Hose (trans. slave unit to range shift cylinder)	7B175	Hose assy. (reservoir to air brake foot control valve)	2920
Hose (trans. water pump to radiator by-pass tube)	7B175		

JULY, 1989

COPYRIGHT © 1989—

FORD MOTOR

—DEARBORN, MICHIGAN

COMPANY

NEW ISSUE

INDEX

PART NAME	GROUP NUMBER	PART NAME	GROUP NUMBER
Notes: Δ Refer to page 1 of Paint Section			
H — Cont'd		H — Cont'd	
Hose assy. (trailer brake air)	2A138	Housing assy. (rear axle)	4010-1, 4310
Hose assy. (trans. oil cooler)	7890		
Hose assy. (trans. shift air supply)	7B175	Housing assy. (rear axle power divider front)	4574
Hose & fitting (oil filter by-pass)	6A651-2	Housing assy. (rear axle power divider shift fork)	4563
Hose & shield assy. (air cleaner intake manifold)	9B613	Housing assy. (steering column shaft coupling)	3A528
Hose guard kit	19B970	Housing assy. (steering gear)	3548
Hose water outlet	8A507	Housing assy. (steering gear actuator)	3E564
Housing (air brake actuator)	2B011	Housing assy. (rear lamp)	13434-5
Housing (A/C & heater blower motor)	19C926	Housing assy. (trans. control selector)	7B020
Housing (alternator front)	10333	Housing assy. (water pump)	8503
Housing (alternator rear)	10334	Housing & bearing assy. (clutch pressure plate release bearing)	7A605
Housing (carb. fast idle cam)	9981		
Housing assy. (carb. throttle shaft)	9518	Housing & bushing (starter motor drive end)	11130
Housing base (rear axle shift assy.)	4082	Housing and jewel assy. (instrument cluster)	10C896
Housing (carb. thermostatic choke)	9848	Housing & plugs assy. (carb. governor)	9B570
Housing (clutch)	7505	Housing & seat assy. (carb. secondary diaphragm)	9501
Housing (distributor terminal cap)	12106	Housing & shift assy. (power divider diff. lockout)	4563
Housing (eng. turbo charger turbine)	6N677	Housing & wiring assy. (radio speaker)	19A163
Housing (front axle spindle)	3B105-6	Housing kit (rear axle)	4010
Housing (head lamp)	13100-1	Housing kit (starter motor drive end)	11130
Housing (heater blower motor sleeper unit)	18568	Housing kit (trans. rear cross shaft)	7B101
Housing (rear axle)	4090	Hub (carb. fast idle cam)	9B558
Housing (rear axle air shift)	4082	Hub (eng. oil pump idler gear)	6K705
Housing (rear axle electric shift)	4082	Hub (trans.)	7931
Housing (rear cross shaft)	7B102	Hub (trans. clutch)	7B067
Housing (steering gear coupling shaft u/joint)	3E736	Hub (trans. converter impeller)	7915
Housing (regulator switch)	14528	Hub (trans. output shaft)	7D164
Housing (trans. control selector)	7A307	Hub (trans. reverse clutch)	7B067
Housing (trans. countershaft brake P.T.O.)	7165	Hub (trans. third and fourth gear clutch)	7183
Housing (trans. extension)	7A039	Hub (water pump pulley)	8553
Housing (trans. front shift)	7222	Hub assy. (front)	1104
Housing (trans. gearshift lever)	7203, 7222	Hub assy. (front spoke wheel)	1014
		Hub assy. (P/S pump drive)	3E762
Housing (trans. gearshift lower)	7A197	Hub assy. (rear)	1109
Housing (trans. intermediate & low clutch reaction)	7A446	Hub assy. (trans. forward ring gear)	7B067
Housing (trans. piston)	7B408	Hub & bearing assy. (clutch release)	7548
Housing (trans. piston valve)	7B408	Hub & drum assy. (rear wheel brake)	1113
Housing (trans. rear cross shaft)	7B102		
Housing (trans. shift bar)	7222	I	
Housing (warning indicator)	10A858, 10C876	Ignition cable (high tension radio resistance)	12A024
		Impeller (water pump)	8512
		Impeller assy. (trans. converter)	7908
Housing (windshield wiper motor)	17A431, 17B508	Impeller repair kit (P/S pump)	3A711
		Indicator (eng. oil level)	6750
Housing assy. (A/C lower)	18C614	Indicator (trans. control selector)	7A110
Housing assy. (brake air chamber)	2A463	Indicator (trans. oil level)	7A020
Housing assy. (cab lock)	5A384	Indicator assy. (eng. air cleaner restriction)	9N622
Housing assy. (cab lock lower)	5B367	Indicator assy. (eng. stop)	10D846
Housing assy. (carb. secondary throttle diaphragm)	9501	Indicator assy. (engine use)	10A979
Housing assy. (carb. throttle operating shaft)	9B505	Indicator assy. (exhaust gas-pyrometer)	10K892
Housing assy. (eng. flywheel)	6392	Indicator assy. (trans. oil temperature)	10C911
Housing assy. (front air brake camshaft)	2304	Injector assy. (fuel)	9E527
Housing assy. (front driving axle)	3010	Insert (eng. oil filter mounting bolt)	6890
Housing assy. (heater)	18A484	Insert (eng. valve seat)	6057
Housing assy. (heater defroster blower)	18B568	Insert (fuel tube clamp)	9E320
Housing assy. (heater lower)	18C614	Insert (fitting)	2A269
Housing assy. (instrument panel control)	10A858	Insert (rear spring front hanger)	5A555
Housing assy. (instrument panel lamp)	10C876	Insert (thermostatic choke control air intake)	9A714
Housing assy. (P/S drag link control valve & spool)	3C516	Insert (trans. gear shifter fork)	7C430
Housing assy. (P/S pump)	3A643	Insert (trans. intermediate & high clutch hub)	7A044

1990/
TRUCK SERIES 600/900

INDEX

PART NAME	GROUP NUMBER	PART NAME	GROUP NUMBER
Notes: Δ Refer to page 1 of Paint Section			
I — Cont'd		J — Cont'd	
Insert (trans. third & high synchronizer clutch hub)	7A044	Joint assy. (trans. control rod ball)	7B081
Installation kit (oil filter)	4A329	Joint assy. (trans. gearshift control rod front)	7A134
Insulation (hood air inlet sound)	16A812	Joint assy. (trans. gearshift control rod rear)	7B170
Insulator (air cleaner support)	9P686	Joint kit (front axle shaft universal)	3249
Insulator (alternator diode plate)	10A383	Joint kit (steering column coupling shaft slip yoke)	3815
Insulator (alternator rectifier)	10310	Jumper (alternator brush spring to field terminal)	10A342
Insulator (alternator stator end)	10A361	K	
Insulator (alternator terminal)	10329	Key (A/C compressor clutch hub)	19D651
Insulator (ammeter)	10C914	Key (door lock blank)	3685
Insulator (aux. trans. front & rear mount)	7010,	Key (eng. timing gear)	6N250
Insulator (battery hold down)	10726	Key (eng. valve spring retainer)	6518
Insulator (battery hold down clamp)	10774	Key (front axle spindle arm)	4243
Insulator (circuit breaker)	12289	Key (front axle steering arm)	4243
Insulator (clutch pedal assist spring)	7A630	Key (fuel injection pump fuel shut off lever)	9R533
Insulator (eng. front support)	6038,	Key (ignition lock blank)	3685
	6A061,		
	6068	Key (rear axle driven gear)	4243
Insulator (eng. rear motor mount)	6A061,	Key (speedo. or tach. drive)	17A259
	6068	Key (trans. aux. counter shaft)	7B220
Insulator (eng. rear support)	6A061	Key (trans. countershaft gear)	7B220
Insulator (frame to body bracket)	5A103	Key (trans. main shaft gear)	7B220
Insulator (fuel tank)	9240	Key (trans. output shaft gear)	7B220
Insulator (fuel tank strap)	9067	Key (trans. reverse idler gear)	7B220
Insulator (hood-sound)	16738	Key & pins (trans. output)	7B220
Insulator (horn blowing contact & spring lower)	13867	Key & pin assy. (trans. main shaft)	7B220
Insulator (muffler heat)	5B294	KIT - refer to appropriate noun name For example: Insulator kit (starter motor field terminal)	11102
Insulator (muffler inlet pipe heat)	5B295		
Insulator (non-metallic wiring conduit)	14A240	Knob (rear axle power divider lockout control)	4503
Insulator (nylon tube)	2B478	Knob (rear wheel parking brake air control valve)	2A736
Insulator (radiator mounting)	8124-5	Knob (tractor brake air protector valve)	2B495
Insulator (radiator support brace)	8A421	Knob assy. (headlamp switch)	11666
Insulator (rear spring bracket rebound pin)	5970	Knob assy. (heater)	18519
Insulator (starter motor field terminal)	11107	Knob assy. (instrument cluster lamp switch)	13K713
Insulator (starter motor grounded brush plate)	11A040	Knob assy. (radio receiver)	18817
Insulator (starter motor grounded brush spring pin)	11A045	Knob assy. (windshield wiper control)	17513
Insulator (starter motor insulated brush plate)	11A041	Knob & element (cigar lighter)	15052
Insulator (starter motor switch)	11068	Knob & shaft assy. (headlamp switch)	11661
Insulator (starter motor switch spring)	11181	Knob & wire assy. (rear axle control)	4078
Insulator (trans. aux. shaft control tube)	7D260	L	
Insulator (trans. rear mount)	7010,	Label (fuel)	9A095
	7E373	Lamp assy. (cigar lighter)	15072
Insulator (voltage regulator base)	10547	Lamp assy. (fog)	15200
Insulator (wiring)	14A199	Lamp assy. (front side)	15A201
Insulator assy. (air cleaner duct)	9W680	Lamp assy. (front turn indicator outboard type)	13368
Insulator assy. (front spring bracket)	5A342	Lamp assy. (headlamp dimmer control)	13360
Insulator assy. (rear suspension load)	5899	Lamp assy. (interior)	13776
Insulator (tank level hose support)	9B011	Lamp assy. (luggage compartment)	13A756
Insulator assy. (trans. gearshift lever opening cover)	7E198	Lamp assy. (map)	15650
Insulator kit (starter motor field terminal)	11102	Lamp assy. (marker)	15442,
Interior paint	Δ		15A201
Interlock (aux. trans. gearshift rod)	7D161	Lamp assy. (oil pressure warning)	10A962
Insulator assy. (engine air cleaner bracket)	9B929	Lamp assy. (parking)	13200
J		Lamp assy. (power divider differential lockout warning)	10A960
Jack (radio power feed)	18A930	Lamp assy. (rear)	13404-5
Jet (carb. governor by-pass)	9973	Lamp assy. (trans. control selector)	15A801
Jet (carb. main metering)	9533	Lamp assy. (trans. retarder oil temperature warning)	10A961
Jet assy. (windshield washer)	17603	Lamp assy. (utility)	15550
Joint (accelerator shaft to carb. rod ball)	9786	Lamp assy. (water temperature warning)	10A963

INDEX

PART NAME	GROUP NUMBER	PART NAME	GROUP NUMBER
Notes: Δ Refer to page 1 of Paint Section			
L — Cont'd		L — Cont'd	
Lamp assy. (all weather sealed beam-kit)	15200	Lever (trans. control valve shaft)	7N152
Lamp & wiring (warning indicator)	10C915	Lever (trans. cross shaft shift)	7A081
Lamp & wiring assy. (brake warning)	2B318, 10A962	Lever (trans. first & reverse gearshift)	7B224
Lamp and wiring assy. (heated mirror indicator)	10C924	Lever (trans. gearshift)	7210
Lamp & wiring assy. (brake warning)	10A962	Lever (trans. gearshift selector)	7302
Lamp & wiring assy. (low vacuum warning indicator)	10C962	Lever (trans. gearshifter)	7A315
Latch (battery cover hold down)	10704	Lever (trans. intermediate band servo)	7330
Latch (cab lock hook release)	5009	Lever (trans. retarder control valve)	7-7903
Latch (hood)	16700-1	Lever (windshield wiper motor park switch)	17B549
Lead (alternator ground)	10A374	Lever arm assy. (adjustable steering column bracket)	3B765
Lead (starter motor to solenoid)	111A02-8	Lever assy. (accelerator control rod)	9B820
Leaf (aux. spring No. 1)	5589	Lever assy. (accelerator control)	9B821
Leaf (aux. spring No. 2)	5590	Lever assy. (brake air foot control)	2L270
Leaf (front spring No. 1)	5313	Lever assy. (brake booster)	2B307-8
Leaf (rear spring No. 1)	5563	Lever assy. (cab lock control)	5B113
Lens (A/C control)	19B892	Lever assy. (carb. throttle control)	9A514
Lens (A/C or heater control)	18B396	Lever assy. (carb. throttle governor)	9B575
Lens (dome lamp)	13783	Lever assy. (clutch forward relay to vertical rod)	7B564
Lens (fog lamp)	15L203	Lever assy. (clutch idler bellcrank)	7B585
Lens (front turn indicator lamp-amber)	13328	Lever assy. (clutch release)	7515
Lens (front turn indicator lamp-red)	13329	Lever assy. (clutch release shaft)	7B552
Lens (instrument cluster main)	10887	Lever assy. (fuel injection pump throttle)	9C534
Lens (instrument cluster warning lamp)	10A936	Lever assy. (governor control)	12A468
Lens (instrument panel control identification)	10A936	Lever assy. (hand throttle)	9A514
Lens (instrument panel turn indicator lamp)	13340	Lever (heater control)	18K253
Lens (interior lamp)	13734	Lever assy. (trans. downshift control outer)	7A394
Lens (parking lamp)	13208	Lever assy. (trans. downshift detent)	7D261
Lens (rear lamp)	13450-1	Lever assy. (trans. gearshift selector)	7302
Lens (rear license plate lamp)	13564	Lever assy. (trans. manual control)	7A256-7
Lens (warning indicator lamp)	10A936	Lever assy. (trans. manual valve detent)	7A115
Lens assy. (marker lamp)	15464	Lever assy. (trans. remote control selector rear)	7B171
Letter (hood)	16606	Lever assy. (turn indicator)	13305
Letter kit (hood transfer)	16606	Lever & bushing assy. (carb. choke rod)	9A514
Lever (accelerator shaft)	9A884	Lever & shaft (eng. governor throttle control)	18209
Lever (accelerator shaft inner)	9A896	Lever & shaft assy. (carb. secondary throttle plate)	9A592
Lever (brake pedal intermediate)	2466	Lever & shaft assy. (carb. throttle)	9581
Lever (brake shoe adjusting)	2A176-7	Lever & shaft assy. kit (carb. throttle)	9581
Lever (cab suspension position valve)	5C099	Lever & swivel assy. (carb. choke)	9A514
Lever (carb. accelerator pump)	9D591	Lever & swivel assy. (carb. throttle pickup)	9B509
Lever (carb. accelerator pump operating)	9A506	Lever (throttle governor control)	12A485
Lever (carb. fast idle adjusting)	9538	Lift assy. (cab to frame)	5A361
Lever (clutch forward relay to equalizer rod)	7511	Limiter (carb. idle adjusting needle)	9J500
Lever (clutch release shaft)	7511	Line assy. (fuel tank line to fuel pump flexible)	9288
Lever (fuel injection pump control)	9C534	Lining (parking brake)	2620
Lever (fuel injection pump throttle)	9M581	Lining (rear brake shoe)	2284-5
Lever (fuel injection pump stop control)	9D504	Lining kit (brake shoe)	2007
Lever (clutch vertical control)	7B570	Link (A/C air damper door shaft)	19A600
Lever and Spring Assy. (engine gov. throttle control aux.)	18214	Link (A/C & heater air outlet door)	18B278
Lever (injection pump fuel shut-off)	9N722	Link (brake adjusting screw)	2A175
Lever (parking brake camshaft control)	2816	Link (brake cyl. to shoe)	2042
Lever (P/S gear actuator)	3E566	Link (brake shoe adjusting lever)	2A178,
Lever (rear axle actuating)	4081		2179
Lever (rear axle power divider diff. lockout shift)	4459	Link (brake shoe adjustment lever)	2042
Lever (remote control selector upper)	7A081	Link (carb. accelerator pump)	9529
Lever (remote control shift)	7A081	Link (distributor breaker plate)	12A186
Lever (starter motor drive)	11067	Link (parking brake cable connecting)	2861
Lever (transfer case control)	7210	Link (parking brake lever to primary brake shoe)	2A642
		Link (parking brake to trans.)	2630
		Link (radiator & headlamp guard latch handle)	18422

1990/
TRUCK SERIES 600/900

ALPHABETICAL INDEX CHASSIS PARTS 25

INDEX

PART NAME	GROUP NUMBER	PART NAME	GROUP NUMBER
Notes: Δ Refer to page 1 of Paint Section			
L — Cont'd		M — Cont'd	
Link (radiator & headlamp guard latch rocker)	18420	Modulator assy. (trans. shift control)	7A377
Link (trans. retarder pedal retracting spring)	7904	Modulator dissipator assy. (inst. pnl. clus.)	13W752
Link assy. (steering drag)	3304-5	Module and dissipator assy. (instr. panel cluster)	10W842
Link assy. (windshield wiper motor)	17B449	Monitor assy. (brake skid control warning)	2C012
Link repair kit (brake adjusting screw)	2042	Motor assy. (A/C blower)	19805
Link repair kit (front brake adjusting screw)	2042	Motor assy. (heater blower)	18527
Linkage assist (windshield wiper motor kit)	17K491-2	Motor assy. (rear axle electric shift)	4100
Liquid line (A/C dryer to evaporator)	19862-3	Motor assy. (vac.-carb. air cleaner)	9D612
Liquid tire chain	Δ	Motor assy. (windshield wiper)	17508
Locator (eng. air cleaner element)	9649	Motor housing kit (rear axle shift assy.)	4N082
Lock (brake shoe adjustment)	2B345	Motor kit (rear axle shift electric)	4100
Lock (exhaust manifold to cyl. head bolt tab)	9A447	Motor oils	Δ
Lock (front axle differential bearing adjuster)	4143	Moulding (engine air cleaner duct)	9B685
Lock lubricant	Δ	Moulding (radiator grille opening)	8419
Lock (rear axle differential bearing adjuster)	4143	Mounting kit (compressor bracket)	2A956
Lock (rear axle drive gear adjusting screw)	4226	Muffler	5230
Lock (trans. reverse idler bearing)	7155	N	
Lock assy. (cab retaining arm)	5010	Neck & bracket assy. (eng. oil filler hose)	6784
Lock assy. (steering column position)	3D616	Neck Assy. (water filler)	8020
Lockplate (rear axle oil filter)	4A321	Needle assy. (carb. fuel inlet)	9564
Lockplate (universal joint)	4872	Needle (carb. idle adjusting)	9541
Louver assy. (fog lamp lens)	15A236	Nipple (brake booster hose)	2364
Lube pump replacement kit (rear axle sower divider)	4A581	Nipple (trans. air hose)	7B418
Lubricants	Δ	Nipple assy. (brake compressor air hose inlet)	2A995
Lubricator (rear axle differential)	4159	Nozzle (windshield defroster hose)	18490-1
M		Nozzle (windshield washer)	17A602
Magnet (power steering pump reservoir)	3F614	Nozzle assy. (carb. pump discharge)	9577
Main shaft & gull assy. (trans.)	7061	Nozzle assy. (eng. primer)	9D838
Manifold (brake air supply)	2B280	Nozzle & connector assy. (windshield defroster)	18A636
Manifold (carb. air supply)	2B380	Nut (air brake chamber lock)	2B001
Manifold (intake)	9424-5	Nut (brake adjusting screw)	2223
Manifold assy. (exhaust)	9430-1	Nut (brake air booster body piston packing retainer)	2033
Manifold assy. (exhaust air supply)	9B445-6	Nut (brake booster diaphragm)	2440
Manifold & check valve assy. (brake vacuum booster)	2B013	Nut (brake pipe)	2133
Manifold & tube assy. (air conditioner)	19D734	Nut (brake shoe adjusting screw)	2047
Mask (A/C and heater control lens)	18D262	Nut (clutch release lever adjusting)	7A525
Mask (instrument cluster)	10890-4	Nut (coupling shaft flange retaining)	4A819
Mask (instrument cluster warning light module)	10890	Nut (dual rear wheel inner)	1132-3
Mask (trans. control selector dial)	15840	Nut (dual rear disc wheel outer)	1134-5
Mast assy. (radio antenna replacement)	18A886	Nut (eng. connecting rod)	6212
Mat (front floor)	13086	Nut (eng. oil pump outlet tube)	6N857
Mat (running board)	16490-1	Nut (eng. valve rocker arm stud)	6A529
Member (cab mounting frame side)	5366-7	Nut (front axle spindle outer lock)	3276
Member (fuel tank compression)	9B086	Nut (front axle wheel bearing adjusting)	3295
Member assy. (cab mounting frame center)	5A379	Nut (front spring "U" bolt)	5456
Member assy. (cab mounting frame front)	5A380	Nut (front wheel spindle)	3104
Member assy. (cab mounting frame rear center)	5379	Nut (fuel pump manual control)	9A389
Microphone assy. (C.B. radio)	18B804	Nut (headlamp adjusting pivot)	13181
Mirror (rear view outside)	17A700	Nut (headlamp switch)	11650
Mirror assy. (rear view outside)	17682-3	Nut (instrument panel fuel tank selector switch)	11650
Mirror & guard assy. (rear view outside less arms)	17B717, 17C732	Nut (P/S pump hub retaining)	3K559
Mirror kit (rear view outside)	17696	Nut (power divider push rod stop bolt)	4A192
Mirror kit (vanity)	17A679	Nut (rear axle drive pinion)	4320
Modification kit (carburetor)	9D544	Nut (rear axle driven gear thrust block adjusting screw)	4391
Modulator assy. (brake skid control)	2B373	Nut (rear axle gear case bolt)	4322
Modulator assy. (carb. secondary throttle)	9503	Nut (rear axle housing)	4A142
Modulator assy. - ignition (breakerless)	12A199	Nut (rear axle piston to push rod stop)	4A130
		Nut (rear axle shift fork pivot bolt)	4571

JULY, 1989

COPYRIGHT © 1989—

FORD MOTOR

—DEARBORN, MICHIGAN

COMPANY

NEW ISSUE

INDEX

PART NAME	GROUP NUMBER	PART NAME	GROUP NUMBER
Notes: Δ Refer to page 1 of Paint Section			
N — Cont'd		O — Cont'd	
Nut (rear axle shift motor stud)	4571	"O" ring (rear axle pwr. div. input shaft brg. ret.)	4N431
Nut (rear axle shift housing cover)	4A201	"O" ring (steering gear valve)	3329
Nut (rear axle torque arm retaining)	4611	"O" ring (tachometer driven gear oil seal)	17383
Nut (rear hub bolt)	1012	"O" ring (trans. aux. gearshift)	7B411
Nut (rear spring center bolt hex.)	5722	"O" ring (trans. aux. shift cylinder seal)	7B411
Nut (rear suspension bar clamp bolt)	5A615	"O" ring (trans. aux. shift piston)	7288,
Nut (rear torque arm end pin)	5A601		7B411
Nut (rear wheel bearing)	4252,	"O" ring (trans. aux. shift plunger)	7288
	4254-5	"O" ring (trans. aux. shift yoke)	7B411
Nut (spare wheel carrier bolt)	1462	"O" ring (trans. countershaft front bearing shield)	7B411
Nut (spare wheel carrier hinge bolt)	1476	"O" ring (trans. piston rod)	7B411
Nut (starter motor terminal plate sealing)	11A053	"O" ring (trans. reverse idler retainer)	12143
Nut (steering gear worm thrust bearing)	3707	"O" ring (trans. shift cylinder seal)	7B411
Nut (trans. aux. main shaft stop)	7B364	"O" ring (trans. shift fork piston)	7B339
Nut (trans. control valve plunger)	7C037	"O" ring (trans. shift fork piston rod)	7B339
Nut (trans. countershaft)	7B208	"O" ring (trans. splitter valve housing)	7288
Nut (trans. input shaft)	7045	"O" ring (trans. valve)	7B411
Nut (trans. input shaft bearing retainer)	7045	"O" ring and gasket kit	7B411
Nut (trans. output shaft)	7B208	"O" ring kit	19B596
Nut (trans. output shaft bearing)	7B208	"O" ring kit (A/C compressor)	19D660
Nut (trans. output shaft bearing retainer)	7045	"O" ring solenoid kit (brake skid control modulator)	2C085
Nut (trans. output shaft drive gear)	7198	Ornament (hood front)	16637
Nut (trans. output shaft gear bearing retainer)	7B364	Outlet (windshield defroster)	18A449
Nut (trans. rear bearing retainer)	7B364	Outlet & wiring assy. (trailer)	14A341
Nut (wheel)	1120-1	P	
Nut (windshield wiper control)	17512	Packing (eng. crankshaft rear)	6701
Nut (windshield wiper pivot shaft outer)	17117	Pad (anti-squeak radiator supply tank strap)	8B420
Nut (wire conduit retainer)	14204	Pad (brake pedal plate)	2457
Nut assy. (air cleaner wing)	9D632	Pad (brake pedal rubber)	2454
Nut assy. (clutch retracting spring return)	7B559	Pad (clutch pedal rubber)	2454
Nut assy. (rear suspension support beam)	5A608	Pad (front turn indicator lamp lens)	13332
Nut & ferrule (exhaust air supply)	9B471	Pad (fuel tank insulator)	9075
Nut-guide pin (adjustable steering column bracket)	3E546	Pad (hood)	16740
Nut & pin (front axle wheel bearing adjusting)	3294	Pad (hood ornament)	16675
Nut kit (A/C compresspr shaft)	19D667	Pad (horn blowing ring pressure)	13A813
Nut-lever arm (adjustable steering column bracket)	3E705	Pad (name plate)	16C802-3
O		Pad (marker lamp mounting)	15A403
Oiler (rear axle piston)	4550	Pad (horn mounting bracket)	13932
Oiler (rear axle power divider lockout shift cylinder)	4550	Pad (parking lamp)	13217
Oil plmp rotor kit (A/C compressor)	19D663	Pad (radiator grille opening side panel mounting)	8A328
Oil seal (distributor governor shaft)	12476	Pad (rear lamp mounting)	13420
Oil seal (transfer case shaft rail)	7288	Pad (trans. gearshift lever opening cover)	7E074
Oil seal (trans. aux. rear bearing cover)	7918	Pad & insert assy. (accelerator pedal)	6735
Oil seal (trans. front oil pump)	7A248	Pad & seal assy. (booster mounting)	2A399
Oil seal assy. (rear axle)	1181	Paint	Δ
Oil seal kit (inner front spindle)	1190	Pan (eng. air cleaner)	9658
Oil seal kit (rear wheel inner)	1175	Pan assy. (eng. oil)	6675
Oils	Δ	Pan assy. (trans. oil)	7A194
Orifice (P/S pump tube seat)	3A700	Panel air cleaner (hood side)	16B668
"O" ring (carb. float bowl tube connector seal)	9229	Panel (A/C & heater control inner)	18A668
"O" ring (carb. fuel valve seat)	9609	Panel (A/C evaporator case)	19802-3
"O" ring (female)	19D695	Panel (blower motor support)	18565
"O" ring (P/S gear control valve cover)	3754	Panel (circuit breaker mounting)	14A618
"O" ring (P/S pump oil reservoir orifice)	3-3547	Panel (fuse junction)	14A068
"O" ring (P/S pump reservoir orifice reinforcement)	3-3549	Panel (front fender)	16015
"O" ring (P/S valve)	3C515	Panel (headlamp)-repair	16018-9
"O" ring (rear axle housing cover)	4104	Panel (hood side)	16618-9
"O" ring (rear axle piston)	4334	Panel (instrument cluster opening)	10848

INDEX

PART NAME	GROUP NUMBER	PART NAME	GROUP NUMBER
Notes: A Refer to page 1 of Paint Section			
P — Cont'd		P — Cont'd	
Panel (running board apron)	16506-7	Pin (trans. gearshift interlock rod)	7235
Panel assy. (A/C & heater control)	18A651	Pin (trans. gearshift lever connecting)	7212
Panel assy. (A/C control)	19808	Pin (trans. gearshift lever to housing)	7221
Panel assy. (A/C unit top)	18C447	Pin (trans. gearshift rod interlock)	7235
Panel assy. (fuse junction)	14A067	Pin (trans. gearshifter lock plunger)	7235
Panel assy. (heater unit top)	18C447	Pin (trans. gearshifter shaft interlock)	7235
Panel assy. (warning indicator)	10B987	Pin (trans. output shaft fourth speed gear bearing race lock)	7191
Panel & housing assy. (headlamp)	13L098-99		
Parking brake kit (camshaft replacement)	2A710	Pin (trans. output shaft overdrive gear sleeve)	7A654
Pedal (clutch)	7519	Pin (trans. rocker arm pivot)	7093
Pedal assy. (accelerator)	9735	Pin (trans. shift fork lock)	7235
Pedal assy. (brake)	2455	Pin (trans. shifter interlock)	7235
Pedal assy. (trans. retarder control valve)	7C171	Pin (windshield wiper motor)	17B563
Pin assy. (front spring bracket)	5B317	Pin & bushing kit (front wheel spindle)	3111
Pin (A/C compressor head locator)	19D662	Pinion (front axle differential)	4215
Pin (bellcrank pivot)	2B663	Pinion (rear axle differential)	4215
Pin (body lift pump plug cross)	5A386	Pinion (starter motor drive)	11363
Pin (brake master cylinder secondary piston stop)	2A511	Pinion kit (rear axle)	4292
Pin (brake shoe anchor)	2027, 2333	Pipe (brake booster)	2352
		Pipe (eng. cylinder block main oil line)	6021
Pin (brake shoe hold down spring)	2069	Pipe (eng. oil filler)	6763
Pin (brake shoe to cam roller)	2045	Pipe (eng. oil filler & level indicator)	6A758
Pin (brake shoe tracting spring)	2341	Pipe (muffler crossover)	5246
Pin (brake vacuum pump body locating)	2K135	Pipe (muffler inlet)	5246
Pin (cab forward hinge)	5A372	Pipe (muffler inlet extension)	5A212
Pin (carb. fuel valve spring)	9568	Pipe (muffler outlet)	5255
Pin (carb. governor spring)	9B574	Pipe (radiator hose extension)	8290-1
Pin (clutch disc driven plate stop)	7628	Pipe assy. (check valve to brake vacuum booster lower)	2362
Pin (eng. piston)	6135	Pipe assy. (check valve to brake vacuum booster upper)	2349
Pin (front axle spindle)	3115	Pipe assy. (fuel tank filler)	9034
Pin (front axle spindle pin locking)	3122	Pipe assy. (oil filler)	6784
Pin (front spring bracket rebound)	5A341	Pipe assy. (rear axle control valve to intake manifold)	4043
Pin (fuel pump rocker arm)	9378	Pipe & cap (eng. oil filter)	6B612
Pin (gearshift lever trunnion)	7B073	Piston (body lift pump)	5A391
Pin (pivot hood hinge)	16A692	Piston (brake booster control valve)	2396
Pin (P/S pump rotor shaft)	3-3633	Piston (brake cylinder)	2196-7
Pin (radiator grille & headlamp guard hinge)	18415	Piston (brake master cylinder)	2169
Pin (radiator grille & headlamp guard latch link)	18414	Piston (clutch master cylinder)	2169
Pin (rear axle)	1A012	Piston (P/S cylinder)	3A544
Pin (rear axle clevis)	4085	Piston (rear axle power divider lockout shift)	4623
Pin (rear axle differential shift fork roller)	4053	Piston (rear axle shift cyl.)	4623
Pin (rear axle electric shift drive lever)	4085	Piston (trans. aux. shift)	7233
Pin (rear axle high speed clutch plate)	4154	Piston (trans. aux. shift fork)	7233
Pin (rear axle planetary gear)	4029	Piston (trans. clutch)	7A262
Pin (rear spring bracket rebound)	5969	Piston (trans. countershaft brake)	7233
Pin (rear spring shackle)	5780	Piston (trans. reverse clutch)	7D402
Pin (rear spring shackle pin locking)	5782	Piston assy. (brake air chamber)	2A463
Pin (rear wheel bearing lock)	4256	Piston assy. (brake booster hydraulic cylinder)	2368
Pin (speed control servo)	9D841	Piston assy. (carb. accelerator pump)	9B544
Pin-spring (accel. or pump overtravel)	9C711	Piston assy. (eng.)	6108
Pin (starter motor grounded brush spring)	11A044	Piston assy. (trans. intermediate band servo)	7D021
Pin (starter motor insulated brush spring)	11A048	Pivot (brake shoe adjusting lever)	2C176
Pin (starter motor yoke center)	11079	Pivot (trans. gearshift lever)	7K179
Pin (transfer case interlock)	7235	Pivot (trans. reverse gearshifter arm)	7236
Pin (trans. air valve actuating)	7A507	Pivot assy. (headlamp adjustment)	13K029
Pin (trans. aux. shift lever fulcrum or trunnion)	7B073	Pivot assy. (trans. first & reverse gearshift lever)	7B225
Pin (trans. case dowel)	7B362	Planet assy. (trans. forward)	7A398

JULY, 1989

COPYRIGHT © 1989—

FORD MOTOR

—DEARBORN, MICHIGAN

COMPANY

NEW ISSUE

INDEX

PART NAME	GROUP NUMBER	PART NAME	GROUP NUMBER
Notes: Δ Refer to page 1 of Paint Section			
P — Cont'd		P — Cont'd	
Planet assy. (trans. reverse)	7D006	Plate (hood hinge mounting)	16A734-5
Plate assy. (air cleaner stack pipe)	9P896	Plate (hood rear reinforcement)	16C778-9
Plate (air brake valve opening cover)	2B252	Plate (hood ornament mounting)	16A706
Plate (A/C compressor valve)	19656	Plate (hood side name)	16720-1
Plate (A/C evaporator trim)	19A646	Plate (hood stabilizer)	16C700
Plate (A/C & heater plenum chamber)	18B616	Plate (hood stabilizer lower on hood mounting)	16C846-7
Plate (alternator end)	10563	Plate (hood stabilizer lower on body mounting)	16C848-9
Plate (alternator negative conductor)	10B371	Plate (horn button or ring contact)	13A808
Plate (alternator positive conductor)	10B330	Plate (horn button or ring index)	13A809
Plate (brake master cylinder piston stop)	2188	Plate (horn mounting)	13933
Plate (brake shoe anchor pin guide)	2028	Plate (horn switch brush)	13A823
Plate (brake vacuum booster diaphragm)	2394	Plate (indicator mounting instrument cluster)	10B978
Plate (cab mounting rear spring spacer)	5C351	Plate (instrument cluster back)	10848
Plate (C.B. radio connection)	18B616	Plate (instrument cluster control mounting)	10A885
Plate (cam compression spring rear axle shift assy.)	4081	Plate (instrument cluster opening)	10B979
Plate (carb. air distribution)	9F553	Plate (instrument cluster trim)	10A980
Plate (carb. backfire relief)	9543	Plate (name)	16720
Plate (carb. choke)	9545	Plate (parking brake air control valve bracket)	2A830
Plate (carb. fuel bowl baffle)	9A517	Plate (P/S cylinder end)	3797-8
Plate (carb. throttle)	9585	Plate (P/S drag link hydraulic valve)	3C524
Plate (cover)	13C714	Plate (P/S gear control valve end)	3E582
Plate (carb. throttle shaft housing backup)	9B506	Plate (radiator grille side panel pad)	8B174
Plate (clutch master cylinder piston stop)	2188	Plate (radiator pipe to A/C compressor)	8C112
Plate (cowl side name)	16720-1	Plate (radiator support insulator)	8126
Plate (distributor breaker)	12151	Plate (radio escutcheon mounting)	18A955
Plate (eng. air cleaner retainer bracket)	9C901	Plate (radio mounting)	10A860
Plate (eng. air cleaner inlet scoop wear)	9C900	Plate (rear axle bumper striker)	4K099
Plate (eng. camshaft thrust)	6269	Plate (rear axle differential sliding clutch gear)	4040
Plate (eng. charger to cyl. blk. oil return)	6N629	Plate (rear axle high speed clutch)	4040
Plate (eng. cyl. front cover)	6B070	Plate (rear axle strainer)	4417
Plate (eng. flywheel to trans.)	6A366	Plate (rear spring seat end)	5A567
Plate (eng. flywheel to trans. adaptor)	6A370	Plate (rear spring u-bolt)	5708
Plate (eng. turbo charger cover clamp)	6N728	Plate (rear spring wear)	5A566
Plate (eng. turbo charger to cyl. block oil supply)	6N860	Plate (rear view outside mirror arm pivot)	17B744
Plate (eng. flywheel reinforcing)	6A366	Plate (rear view outside mirror mounting)	17A717
Plate (eng. flywheel to crankshaft locking)	6431	Plate (starter motor brush holder connector)	11A039
Plate (eng. flywheel to trans. adapter)	6A370	Plate (starter motor solenoid terminal)	11A029
Plate (eng. front insulator)	6A076	Plate (steering gear mounting L.H.)	3C710
Plate (eng. front insulator supt. reinforcement)	6B015	Plate (trans. aux. clutch sliding)	7B338
Plate (eng. oil pan side)	6N728	Plate (trans. case)	7B332
Plate (eng. front support insulator spacer)	6-6056	Plate (trans. clutch)	7B442
Plate (eng. oil pump body)	6616	Plate (trans. clutch pressure)	7B066
Plate (eng. stop-warning indicator)	10D856	Plate (trans. countershaft gear thrust)	7119,
Plate (front body ornament mtg.)	16A706		7128
Plate (front shock absorber bracket lower)	18126-7	Plate (trans. countershaft & reverse idler shaft)	7155
Plate (front spring "U" bolt)	5458	Plate (trans. countershaft & reverse idler shaft lock)	7155
Plate (front tow hook bolt latch)	17C797		
Plate (fuel injector cyl. tube)	9N979	Plate (trans. gearshift lever opening trim)	7D358
Plate (fuel pump valve retainer)	9361	Plate (trans. intermediate clutch friction)	7B046
Plate (fuel tank cover)	9074	Plate (trans. intermediate clutch reaction)	7B045
Plate (fuel tank selector valve reinforcement)	9197	Plate (trans. main control separating)	7A008
Plate (fuel tube clamp)	9C333	Plate (trans. oil filter retainer)	7C014
Plate (heater cover)	18B467	Plate (trans. output shaft retainer)	7155
Plate (heater inlet duct retaining)	18A452	Plate (trans. output shaft second speed synchronizer shifting)	7164
Plate (heater motor mounting)	18581		
Plate (hood aux. catch striker)	16918	Plate (trans. shift lever stop)	7B226
Plate (hood catch)	16874	Plate (trans. slave valve adapter)	7316
		Plate (trans. splitter high range clutch reaction)	7A450

1990/
TRUCK SERIES 600/900

ALPHABETICAL INDEX CHASSIS PARTS 29

INDEX

PART NAME	GROUP NUMBER	PART NAME	GROUP NUMBER
Notes: A Refer to page 1 of Paint Section			
P — Cont'd		P — Cont'd	
Plate (trans. valve body separator)	7A008	Plug (rear axle shift housing switch hole)	4A202
Plate (water pump orifice)	8K517	Plug (speedo. cable trans. opening)	7A002
Plate (windshield washer motor mounting)	17B518	Plug (starter motor lever housing)	11A050
Plate assy. (A/C compressor valve)	19D656-7	Plug (starter motor oil)	11A072
Plate assy. (A/C housing cover catch striker)	18C664	Plug (steering gear housing)	3538
Plate assy. (brake front wheel retainer)	2B552	Plug (switch hole blank)	13K732
Plate assy. (eng. rear)	7007	Plug (trans. brake lever stud hole)	7A137
Plate assy. (front brake carrier)	2012-3	Plug (trans. drain)	7A002, 7A010
Plate assy. (heater)	18C557	Plug (trans. gearshift housing interlock hole)	7C211
Plate assy. (heater housing blower & plenum)	18A485	Plug (trans. low & reverse gearshifter fork shaft)	7A107
Plate assy. (heater housing cover catch striker)	18C664	Plug (trans. reverse stop plunger spring)	7245
Plate assy. (hood front ornament medallion retainer)	16C852	Plug (warning indicator lamp opening instrument cluster)	10C979
Plate assy. (instrument cluster)	10A988, 10N905	Plut (warning indicator toggle switch opening)	10C979
Plate assy. (instrument cluster back)	10843	Plunger assy. (fuel shut-off valve solenoid)	9R297
Plate assy. (parking brake support)	2A636	Plug assy. (trailer lamps)	15A408
Plate assy. (radiator grille opening panel reinforcement)	8C011	Plunger (air brake shoe actuator adjusting)	2B004
Plate assy. (rear brake carrier)	2211-2	Plunger (air brake shoe actuator anchor)	2B004
Plate assy. (rear spring retainer)	5K758	Plunger (carb. choke lever)	9537
Plate assy. (running board mounting)	16B582	Plunger (eng. oil pump relief valve)	6674
Plate assy. (trailer brake air hose adapter cover)	2A340	Plunger (starter motor solenoid)	11393
Plate assy. (trans. clutch)	7B164	Plunger (trans. gearshift lever)	7247
Plate assy. (trans. gearshift lower opening cover)	7C309	Plunger (trans. gearshift rod)	7233
Plate assy. (wiring shield)	14A215	Plunger (trans. gearshifter lock)	7233
Plate & anti-squeak assy. (frame to sub-frame)	5368-9	Plunger (trans. low & reverse gate)	7247
Plate & bearing assy. (carb. throttle shaft housing)	9B506	Plunger (trans. manual valve detent)	7D069
Plate & bushing (starter motor brush end)	11049-50	Plunger (trans. reverse gear)	7247
Plate & diode assy. (alternator negative)	10377	Plunger (trans. reverse shift finger)	7247
Plate & diode assy. (alternator positive)	10373	Plunger (trans. shift bracket)	7247
Plate & drive kit (clutch pressure)	7563	Plunger (trans. shifter shaft gate)	7247
Plate & pin assy. (trans. direct synchronizer)	7A044	Plunger (trans. shifter shaft interlock)	7247
Plate & pin assy. (trans. reduction synchronizer)	7A044	Point kit (starter motor contact)	11134
Plate & switch assy. (windshield wiper motor)	17B584	Point set kit (distributor)	12171
Plug (air brake chamber)	2B031	Point set (distributor arm & breaker)	12171
Plug (brake booster body)	2A506	Pointer (eng. timing)	6023
Plug (carb. fuel level check)	9562	Polishes	Δ
Plug (carb. idle needle concealment)	9J500	Post (brake adjusting lever)	2A184
Plug (eng.)	6026	Post (starter motor contact)	11176
Plug (eng. camshaft rear bearing)	6266	Power divider differential pinion kit	4215
Plug (eng. oil pan drain)	6730	Power steering installation kit	3A635
Plug (eng. oil pump relief valve)	6666, 6A616	Power take-off kit	7275
Plug (eng. valve rocker arm shaft)	6572	Printed circuit board (alternator kit)	10B301
Plug (front axle spindle pin dust)	3125	Pulley (alternator)	10344
Plug (front hub vent)	1A131	Pulley (belt idler)	8679
Plug (fuel pump rocker arm pin hole)	9A360	Pulley (brake air compressor)	2884
Plug (fuel tank drain ball check)	9077	Pulley (eng. accessory drive)	6A359
Plug kit (rear axle pwr. div. input shaft brg. ret.)	4K431	Pulley (fan)	8610
Plug (P/S cylinder hydraulic control valve body)	3C546	Pulley (P/S pump)	3A733
Plug (P/S drag link hydraulic control valve body)	3C546	Pulley (water pump)	8509
Plug (P/S gear control valve)	3E578	Pulley assy. (belt idler)	8678
Plug (P/S gear housing cover)	3E613	Pulley assy. (eng. crankshaft)	6A301, 6312, 6A359
Plug (rear axle differential carrier cup)	4562	Pulley assy. (eng. crankshaft outer)	6A312
Plug (rear axle differential carrier filler)	4046	Pulley & bearing assy. (A/C compressor)	19D653
Plug (rear axle heat indicator)	4N025	Pulley & bracket assy. (fan)	8625
Plug (rear axle housing magnetic filler)	4N282	Pump (windshield washer)	17664
Plug (rear axle housing magnetic drain)		Pump assy. (A/C & heater vacuum)	18D322

JULY, 1989

COPYRIGHT © 1989—

FORD MOTOR

—DEARBORN, MICHIGAN

COMPANY

NEW ISSUE

INDEX

PART NAME	GROUP NUMBER	PART NAME	GROUP NUMBER
Notes: Δ Refer to page 1 of Paint Section			
P — Cont'd		R — Cont'd	
Pump assy. (brake vacuum)	2A451	Reinforcement (battery tray support)	10679
Pump assy. (cab to frame lift)	5A362	Reinforcement (brake reservoir mounting)	2B553
Pump assy. (eng. oil)	6600	Reinforcement (cab mounting frame rear center member outer)	5A381
Pump assy. (exhaust air supply)	9A486	Reinforcement (cab mounting frame rear side member)	5125
Pump assy. (fuel)	9350	Reinforcement (cab mounting rear-inner)	5K388
Pump assy. (fuel injection)	9A543	Reinforcement (cab mounting rear-outer)	5K389
Pump assy. (P/S)	3A674	Reinforcement (clutch release equalizer bar)	7B538
Pump assy. (rear axle pwr. div. lube)	4A581	Reinforcement (eng. valve rocker arm cover flange)	6A523
Pump assy. (trans. front oil)	7A103	Reinforcement (frame cross member)	5097-8,
Pump assy. (water)	8501		5135-6
Pump kit (cab lift hard parts)	5B392	Reinforcement (frame cross member no. 2)	5050-1
Pump kit (P/S seals)	3D684	Reinforcement (front bumper guard)	17A928
Pump and motor assy. (brake booster)	2A016	Reinforcement (front fender apron lower)	16060
Pump repair kit (cab lift)	5A366	Reinforcement (front turn indicator outboard lamp)	13A328
Pump repair kit (fuel)	9349	Reinforcement (fuel tank guard)	9B208
Push rod (rear brake air chamber)	2A478	Reinforcement (front bumper)	17A792
Pyrometer (gauge)	10K892,	Reinforcement (fuel tank strap)	9058
	10883	Reinforcement (grille opening panel)	8B433-4
Pyrometer (sender)	10C871	Reinforcement (headlamp opening)	16364-5
R		Reinforcement (hood carb. air duct)	16B836
Race (steering column bearing inner)	3519	Reinforcement (hood center)	16995
Race (steering column bearing outer)	3516	Reinforcement (hood front)	16690-1
Race (trans. center sun gear shaft needle bearing)	7D235	Reinforcement (hood front grille opening support)	16B900-1
Race (trans. converter stator clutch)	7946-7	Reinforcement (hood hinge)	16A681
Race (trans. overrunning clutch)	7D171	Reinforcement (hood rear)	16676
Race (trans. reverse idler bearing)	7482	Reinforcement (hood rear outer)	16670-1
Race (trans. sun gear thrust bearing)	7D236	Reinforcement (hood side)	16844-5
Race and bearing group (adjustable steering column bracket)	3605	Reinforcement (hood side air cleaner extension)	16B910
Radiator	8005	Reinforcement (hood side panel upper)	16B914
Radiator (vent check valve assy.)	8W004	Reinforcement (hood side panel upper rear)	16B958
Radio kit	18805	Reinforcement (hood support rod)	16C732
Rectifier assy. (alternator)	10304	Reinforcement (hood top front)	16A864
Rectifier assy. (engine warning indicator)	10C985	Reinforcement (radiator & headlamp guard latch)	8B493
Rectifier & Housing Assy. (Alternator)	10C323	Reinforcement (radiator grille)	8223,
Reducer (P/S gear filler plug)	3K527		8A341
Reducers	Δ	Reinforcement (rear axle torque arm)	4568
Reed (A/C compressor valve inlet)	19D659	Reinforcement (rear spring rear bracket)	5980
Refinishing materials	Δ	Reinforcement (running board)	16546
Reflector assy.	13380,	Reinforcement (running board apron panel)	16A484-5
	19F524	Reinforcement (running board upper)	16A502
Reflector assy.	15A448-9	Reinforcement (trailer brake air hose connector mounting bracket)	2940
Reflector (rear lamp)	13437	Reinforcement (trans. cross shaft support)	7E442
Reflector flare kit	19E500	Reinforcement (trans. front mount insulator)	7-7760
Refrigerant compressor oil	Δ	Reinforcement (trans. mount insulator front & rear)	7008
Refrigerant line replacement & repair parts	19C705-8	Reinforcement (trans. rear mount)	7008
Register (A/C)	19893	Reinforcement assy. (air cleaner)	9K656
Register assy. (A/C air distribution)	18C306	Reinforcement assy. (air cleaner stack)	9P881
Regulator pressure fuel (kit or assy.)	9C968	Reinforcement assy. (brake air supply manifold)	2B475
Regulator assy. (A/C & heater control)	18B647	Reinforcement assy. (hood latch)	16A642
Register assy. (heater air distribution)	18C306	Reinforcement assy. (radiator grille opening inner)	8C004
Regulator (instrument cluster voltage)	10804	Reinforcement assy. (turn signal lamp)	16D104
Regulator assy. (alternator)	10316	Relay (alternator regulator field)	10A376
Regulator assy. (emission vacuum control)	9F490	Relay assy. (alternator warning lamp)	10A968
Regulator repair kit (trans. air pressure)	7B274	Relay (retarder oil temperature warning)	10800
Regulator (trans. air pressure)	7B274	Relay assy. (A/C & htr. temperature)	19D592
Reinforcement (A/C & heater mtg. bracket)	18B436	Relay assy. (A/C motor warning lamp)	19D686
Reinforcement (A/C mounting bracket)	19C861		
Reinforcement (battery tray)	10K676		

1990/
TRUCK SERIES 600/900

INDEX

PART NAME	GROUP NUMBER	PART NAME	GROUP NUMBER
Notes: Δ Refer to page 1 of Paint Section			
R — Cont'd		R — Cont'd	
Relay assy. (accessory safety)	14677	Retainer (carb. governor diaphragm link)	9S503
Relay assy. (brake anti-skid)	2C013	Retainer (carb. pump operating lever)	9568
Relay assy. (brake system warning)	2B244	Retainer (carb. pump spring lower)	9-9704
Relay assy. (C.B. radio speaker)	18B821	Retainer (clutch pedal assist spring)	7540
Relay assy. (electric fuel pump)	9345	Retainer (distributor breaker plate)	12146
Relay assy. (horn selector)	13A942	Retainer (distributor cam)	12177
Relay assy. (rear axle shift control)	4A156	Retainer (eng. crankcase vent grommet)	6A892
Relay assy. (inj. pump shut-off)	9P704	Retainer (eng. governor shaft seal)	18218
Relay assy. (stop lamp)	13482	Retainer (eng. governor throttle control shaft seal)	18228
Relay assy. (trailer lighting)	13A435	Retainer (eng. piston pin)	6140
Relay assy. (volt meter instrument cluster)	14512	Retainer (eng. valve spring)	6514
Relay assy. (windshield wiper)	17C499	Retainer (front air brake shoe roller to cam)	2046
Repair kit (trans. small parts)	7B331	Retainer (front axle spindle bushing)	3276
Reservoir (cab lift pump)	5A365	Retainer (front boot protector)	2B211
Reservoir (windshield washer)	17618	Retainer (front wheel hub grease)	1190
Reservoir assy. (brake fluid hydraulic)	2141, 2K016	Retainer (front wheel splash shield)	16A592
Reservoir assy. (eng. primer)	9A123	Retainer (grille side panel upper)	8B175
Reservoir assy. (exhaust gas recirculating vacuum)	9E453	Retainer (headlamp bulb-halogen)	13N019
Reservoir assy. (horn-vacuum supply)	13A888	Retainer (headlamp opening molding)	
Reservoir assy. (P/S pump)	3A697	Retainer (heater core)	18B689
Resistor (ignition coil-1.3 OHMS)	12250	Retainer (hood assist spring)	16C748
Resistor assy. (A/C blower motor)	19A706	Retainer (hood check cable)	16B920
Resistor assy. (acces. feed from ignition switch-circuit 297A-8.5 OHMS)	10A665	Retainer (hood insulation)	16776
Resistor assy. (alt. warning lamp shunt-500 OHMS)	10C346	Retainer (hood latch support)	16A698
Resistor assy. (heater switch to blower motor)	18591	Retainer (instrument cluster opening cover)	10C984
Resistor & bracket assy. (ignition ballast)	12A046	Retainer (instrument control cable grommet)	10B841
Resouator assy. (engine air intake)	9F763	Retainer (instrument panel lamp socket)	13B766
Restrictor (carb. jet)	9A521	Retainer (intake manifold water thermostat)	8574
Restrictor (fuel tank)	9D279	Retainer (jack handle)	17A038
Retainer (accelerator shaft boot)	9D747	Retainer (lower radiator support insulator)	8B229
Retainer (air brake actuating wedge adjusting screw link)	2B212	Retainer (marker lamp)	15A210
Retainer (air brake actuating wedge boot)	2B203	Retainer (marker lamp lens)	15B428
Retainer (air cleaner to hood)	9634	Retainer (parking brake lever boot)	2A714
Retainer (air compressor mounting bolt)	2B887	Retainer (P/S gear control valve "O" ring)	3E577
Retainer (alternator front bearing)	10A355	Retainer (P/S gear sector shaft seal)	3C617
Retainer (battery cable)	14613	Retainer (P/S pump rotor shaft bearing)	3-3621
Retainer (battery clamp bolt)	10A708	Retainer (P/S rotor shaft bearing snap ring)	33621
Retainer (brake air chamber adapter)	2B174	Retainer (radiator air side seal)	8354
Retainer (brake booster push rod seal)	2381	Retainer (radiator grille opening side panel mounting)	8A331
Retainer (brake air hose)	2C074	Retainer (rear air brake shoe roller)	2356
Retainer (brake booster vacuum control valve body cover)	2415	Retainer (rear axle differential sliding clutch gear)	4N301
Retainer (brake master cylinder filler cap)	2B245	Retainer (rear axle drive shaft universal joint spider)	4A254
Retainer (brake master cylinder primary piston)	2A505	Retainer (rear axle driving pinion oil seal)	4168
Retainer (brake master cylinder push rod)	2B224	Retainer (rear axle power divider differential lockout shifter shaft oil seal)	4457
Retainer (brake vacuum booster control valve piston ring)	2423	Retainer (rear axle power divider shaft bearing)	4431
Retainer (cab suspension air spring)	5B413	Retainer (rear axle power divider shift cylinder strainer plate)	4555
Retainer (cab tilt spring)	5472	Retainer (rear axle power divider thru shaft rear bearing)	4477
Retainer (camshaft bracket seal)	2A312	Retainer (rear axle shift control switch)	4747
Retainer (carb. accelerator pump spring)	9599	Retainer (rear axle shift wiring)	14671
Retainer (carb. air cleaner to carb.)	9B672	Retainer (rear axle sun gear)	4337
Retainer (carb. choke shaft)	9B527	Retainer (rear lamp wire)	13A506
Retainer (carb. fast idle cam rod)	9599	Retainer (rear suspension rear bracket grease)	5K670
Retainer (carb. float lever shaft)	9599	Retainer (rear suspension shackle bolt)	5A879
		Retainer (rear wheel grease)	1175

JULY, 1989

COPYRIGHT © 1989—

FORD MOTOR

—DEARBORN, MICHIGAN

COMPANY

NEW ISSUE

INDEX

PART NAME	GROUP NUMBER	PART NAME	GROUP NUMBER
Notes: Δ Refer to page 1 of Paint Section			
R — Cont'd		R — Cont'd	
Retainer ring kit (A/C compressor)	19D664	Retainer (warning indicator bulb)	10918
Retainer (saddle hanger pin bushing)	5A599	Retainer (windshield washer pump)	17B609
Retainer (speedo, case grommet)	17305	Retainer (windshield wiper motor bushing)	17C436
Retainer (spotlamp control escutcheon)	15A317	Retainer (windshield wiper motor cup)	17C535
Retainer (stop light switch)	13A629	Retainer (windshield wiper motor output gear)	17C474
Retainer (starter motor drive stop ring)	11223	Retainer (wiring harness)	14A163
Retainer (starter motor solenoid plunger spring front)	11183	Retainer assy. (A/C hose cover)	19B589, 19D589
Retainer (starter motor solenoid plunger spring rear)	11A057	Retainer assy. (cab tilting spring)	5A369
Retainer (steering column opening seal)	3D638	Retainer assy. (cowling wiring grommet thru dash)	14608
Retainer (steering column lower bearing seal)	3510	Retainer assy. (eng. accessory driveshaft)	6A299
Retainer (steering column clamp)	3D672	Retainer assy. (front axle driving pinion)	4614
Retainer (steering column shaft universal joint seal)	3C672	Retainer assy. (fuel pump)	9074
Retainer (steering column shaft & joint seal)	3C617	Retainer assy. (fuel tank sending unit)	9A307
Retainer (steering column shaft & joint screw strap)	3E714	Retainer assy. (hood support rod)	16B940-1
Retainer (steering column tube)	3499	Retainer assy. (rear axle drive pinion bearing)	4414
Retainer (steering column upper yoke bearing)	3F591	Retainer assy. (rear axle driving pinion)	4614
Retainer (steering gear mounting bolt)	3E714	Retainer assy. (rear axle power divider input shaft bearing)	4431
Retainer (stoplamp switch)	13A629	Retainer assy. (steering column lower bearing)	3D681
Retainer (trans. air cylinder boot)	7262	Retainer assy. (trans. output shaft bearing)	7085
Retainer (trans. aux. drive gear)	7135	Retainer & bearing cup assy. (rear axle drive pinion)	4614
Retainer (trans. aux. intermediate sliding clutch gear)	7E082	Retainer & seal assy. (rear axle driving pinion bearing)	4674
Retainer (trans. countershaft bearing)	7135	Retainer kit (rear axle pinion shaft pilot bearing)	4A105
Retainer (trans. countershaft front bearing)	7135	Retainer washer kit (rear air brake adjuster)	2130
Retainer (trans. countershaft & reverse idler shaft)	7155	Retainer & wiper kit (front hub grease)	1190
Retainer (trans. direct drive clutch piston spring)	7A527	Rheostat assy. (inst. cluster illumination)	13K752
Retainer (trans. front bearing)	7050, 7109	Ring (A/C register deflector ring)	19C989
Retainer (trans. gate plunger)	7032	Ring (alternator rotor slip)	10328
Retainer (trans. gearshift interlock support)	7B293	Ring (alternator sealing)	10121
Retainer (trans. gearshift lever to housing boot)	7262	Ring (brake booster control valve body snap)	2415
Retainer (trans. governor primary valve spring)	7A190	Ring (brake booster snap)	2459
Retainer (trans. governor secondary valve spring)	7D218	Ring (eng. oil pump intermediate shaft retaining)	6629
Retainer (trans. input shaft bearing)	7050	Ring (fuel tank sender retainer locking)	9A307
Retainer (trans. intermediate servo band lever)	7E206	Ring (front axle shaft drive flange)	4627
Retainer (trans. low or overdrive & reverse gate plunger)	7032	Ring (front axle sprindle pin plug)	3118
Retainer (trans. mainshaft coupling)	7135	Ring (headlamp bulb retaining)	13015
Retainer (trans. mainshaft rear bearing)	7109, 7195	Ring (headlamp pivot retainer)	13N056
Retainer (trans. output shaft rear bearing)	7085, 7195	Ring (horn blowing cam)	13A811
Retainer (trans. reverse clutch piston ball check)	7E080	Ring (muffler inlet pipe flange)	5C211
Retainer (trans. reverse clutch spring)	7D406	Ring (P/S gear cyl. piston)	3B541
Retainer (trans. shift rod poppet spring screw)	7245	Ring (P/S gear worm shaft retaining)	3D771
Retainer (trans. reverse idler bearing)	7155	Ring (rear axle differential lock)	4588
Retainer (trans. reverse idler gear)	7155	Ring (rear axle driving pinion pilot bearing)	4627
Retainer (trans. reverse plunger retaining spring)	7032	Ring (rear axle snap)	4567
Retainer (trans. reverse idler shaft)	7155	Ring (starter motor drive stop)	11222
Retainer (trans. shift rod poppet spring screw)	7245	Ring (steering column bearing tolerance)	3L539
Retainer (transfer case idler and rear output shaft)	7085	Ring (trans. aux. output shaft)	7173
Retainer (transfer case idler shaft bearing)	7085	Ring (trans. forward clutch piston spring pressure)	7D256
Retainer (transfer case input shaft bearing)	7050	Ring (trans. governor housing seal)	7D011
Retainer (transfer case output shaft)	7085	Ring (trans. mainshaft bearing centering)	7482
Retainer kit (power divider input shaft bearing)	4431	Ring (trans. mainshaft rear bearing)	7A074
		Ring (trans. output shaft second speed gear split retaining)	7109
		Ring (trans. output shaft second speed gear synchronizer blocking)	7175

INDEX

PART NAME	GROUP NUMBER	PART NAME	GROUP NUMBER
Notes: Δ Refer to page 1 of Paint Section			
R — Cont'd		R — Cont'd	
Ring (trans. synchronizer blocking)	7107	Rod (trans. gearshift)	7241,
Ring (trans. synchronizer stop)	7174		7358
Ring (wheel rim lock)	1021	Rod (trans. kickdown control shaft to trans.)	7A187
Ring assy. (cigar lighter illumination)	15K040	Rod (trans. remote control shift)	7241
Ring assy. (headlamp adjusting)	13118-9	Rod (trans. retarder valve control pedal)	7B136
Ring distance (speedometer)	17K255	Rod (trans. shift)	7A066
Ring & pins (trans. second & third speed synchronizer)	7174	Rod (trans. shift control rear)	7B106
Ring gear & pinion kit (front axle)	4209	Rod (trans. throttle control valve)	7A380
Ring gear & pinion kit (rear axle)	4209, 4309	Rod (trans. underdrive shift)	7240
Ring set (eng. piston partial)	6148	Rod (underdrive gearshift control slide)	7969
Rivet (distributor terminal housing hold down clamp)	12145	Rod assy. (accelerator bellcrank to fuel pump lever)	9A805
Rivet (rear axle differential drive gear)	4558	Rod assy. (accelerator pedal lever to accelerator shaft)	9A710
Rod (accelerator pedal to lower shaft lever)	9A886	Rod assy. (accelerator shaft connector)	9A844
Rod (accelerator shaft to carb.)	9746	Rod assy. (accelerator shaft to carburetor)	9747
Rod (accelerator shaft to trans. control shaft)	9784	Rod assy. (accelerator shaft to fuel pump)	9A722
Rod (air comp. adjusting arm)	10C344	Rod assy. (accelerator shaft upper lever to carb.)	9B885
Rod (alt. adjusting arm)	10C344	Rod assy. (accelerator shaft to bellcrank)	9A702
Rod (aux. trans. direct & overdrive gearshift control slide)	7959	Rod assy. (bellcrank to carb.)	9772
Rod (aux. trans. gearshift control connecting)	7A313-5	Rod assy. (bellcrank to fuel pump lever)	9772
Rod (aux. trans. underdrive gearshift control slide)	7969	Rod assy. (brake air chamber piston)	2A465
Rod (belt idler adjustment)	10C344	Rod assy. (cab lift cylinder)	5A394
Rod (brake)	2462	Rod assy. (clutch vertical control)	7B560
Rod (brake cyl. to brake shoe push)	2129	Rod assy. (eng. connecting)	6200
Rod (brake master cylinder push)	2143	Rod assy. (eng. drive belt idler pulley adj)	6W310
Rod (brake pedal to bellcrank)	2A525	Rod assy. (fender sight)	16B184
Rod (cab suspension position valve)	5C070	Rod assy. (front wheel spindle connecting)	3280
Rod (carb. accelerator pump link to overtravel lever)	9B542	Rod assy. (governor to carb.)	9818
Rod (carb. choke control)	9A599	Rod assy. (hood sight)	16B184
Rod (carb. metering)	9A526	Rod assy. (parking brake control)	2824
Rod (carb. secondary throttle control)	9C504	Rod assy. (parking brake lever to rear cross shaft lever)	2853
Rod (clutch master cyl. push)	7A541	Rod assy. (rear brake air chamber piston)	2A465
Rod (clutch pedal to bellcrank)	7521	Rod assy. (rear view outside mirror pivot)	17C736
Rod (clutch pedal to equalizer)	7A580	Rod assy. (trans. control shaft to governor)	7E356
Rod (clutch pedal to idler lever)	7521	Rod assy. (trans. control shaft to trans.)	7A186
Rod (clutch release lever)	7521	Rod assy. (trans. gearshift cross)	7K046
Rod (clutch slave cyl. push)	7A507	Rod assy. (trans. shift control front)	7B140
Rod (eng. mounted accelerator shaft & bracket to trans.)	7A187	Roller (parking brake cam)	2A648
Rod (eng. valve push)	6565	Roller (rear air brake shoe anchor pin)	2359
Rod (frame No. 2 cross member tie)	5B112	Roller (rebound)	5K834
Rod (hood support)	16826	Roller (trans. converter stator clutch)	7190
Rod (ignition switch actuator)	11A599	Roller (trans. countershaft gear pilot bearing)	7193
Rod (parking brake lever to bellcrank)	2A656	Roller (trans. input shaft bearing)	7120
Rod (parking brake lever to cam universal)	2826	Roller (trans. input shaft pilot bearing)	7118
Rod (parking brake rod replacement chart)	2853	Roller (trans. output shaft bearing)	7120
Rod (pedal to accelerator)	9738		7B412,
Rod (P/S cyl. piston)	3B542	Roller (trans. reverse idler gear bearing)	7B422
Rod (P/S gear control valve)	3E589		7120,
Rod (rear axle air shift push)	4A190	Roller assy. (air brake actuating wedge brake)	7145,
Rod (rear axle differential lockout shift push)	4565	Rotor assy. (alternator)	7B369
Rod (trans. aux. shift yoke)	7241	Rotor assy. (distributor)	2B207
Rod (trans. direct and overdrive shift)	7241	Rotor & shaft assy. (eng. oil pump drive)	10335
Rod (trans. gear selector)	7326	Rubber lubricants	12200
		Rust penetrant and inhibitor	6608
			Δ
			Δ
			Δ

INDEX

PART NAME	GROUP NUMBER	PART NAME	GROUP NUMBER
Notes: Δ Refer to page 1 of Paint Section			
S		S — Cont'd	
Saddle (fuel injector-cyl. tube plate)	9N981	Screw (starter motor brush holder)	11A046
Saddle (rear suspension support beam)	5874	Screw (starter motor cover band)	11A055
Safety valve (air brake reservoir)	18773	Screw (starter motor housing)	11A058
Scoop (engine air cleaner inlet)	9B926	Screw (starter motor pole piece)	11415
Scoop (rear axle power divider differential oil)	4572	Screw (starter motor solenoid terminal)	11A034
Scoop assy. (engine air cleaner)	9B933	Screw (starter motor solenoid terminal battery)	11A033
Scraper (rear cross shaft)	7052	Screw (starter motor solenoid terminal motor)	11A032
Screen (A/C compressor oil suction)	19D652	Screw (steering gear sector shaft adjusting)	3577
Screen (carb. air vent)	9G574	Screw (trans. gear shifter gate)	7245
Screen (carb. fuel filter)	9F525, 9938	Screw (trans. low & reverse gear shifter shaft lock)	7214
Screen assy. (engine air cleaner)	9B683	Screw (trans. shift fork set)	7B360
Screen & sealer (fuel tank cover)	9N005	Screw (trans. reverse band adjusting)	7A178
Screen & sealer (fuel tank sender)	9N005	Screw assy. (headlamp adjustment)	13K040
Screen (engine air cleaner air intake)	9B636	Screw & nut assy. (rear brake air chamber breather)	2A481
Screen (radio speaker)	18836	Screw & sleeve assy. (brake shoe adjusting lever)	2A181-2
Screen (trans. main control pump inlet)	7E387	Screw-spring return (adjustable steering column bracket)	3D693
Screen (voltage regulator cover)	10A600	Screw & washer (carb. air horn)	9F529
Screen assy. (engine air cleaner duct)	9B636	Screw assy. (brake adjustment)	2046
Screen assy. (trans. oil pan)	7A098	Seal (accelerator shaft)	9E826
Screen, tube & cover assy. (eng. oil pump)	6622	Seal (A/C evaporator case cover)	19B738
Screw (A/C compressor charging oil drain plug)	19D658	Seal (A/C evaporator case damper)	19C797
Screw (brake adjusting)	2041	Seal (A/C evaporator core)	19A590
Screw (brake air chamber pressure plate)	2C475	Seal (A/C evaporator core to case)	19D578
Screw (brake anchor pin)	4399	Seal (A/C evaporator core tube to case)	19B552
Screw (brake chamber pressure plate)	2C475	Seal (A/C evaporator louver upper)	19686
Screw (brake cylinder bleeder)	2208	Seal (A/C & heater blower motor cover)	19D643
Screw (brake self-tapping)	2A133	Seal (A/C & htr. outlet to panel)	18K412
Screw (carb. air cleaner retainer to carb.)	9C631	Seal (A/C & htr. from htr. chamber to A/C chamber)	18K324
Screw (carb. fast idle adjusting)	9B538	Seal (A/C & htr. duct adapter)	18K300
Screw (carb. pump discharge nozzle)	9577	Seal (A/C & htr. air damper door)	18K576
Screw (carb. throttle body)	9F259	Seal (A/C & htr. air duct to inlet)	18662
Screw (carb. throttle plate)	9586	Seal (air brake camshaft bracket)	2330
Screw (distributor bracket lock)	12230	Seal (air cleaner to hood)	9B624
Screw (front brake adjusting)	2041, 2046	Seal (alternator)	10B380
Screw (headlamp adjusting)	13032	Seal (alternator bearing)	10K310
Screw (P/S gear actuator adjusting)	3E591	Seal (booster "O" ring)	7A294
Screw (P/S gear control valve adapter)	3E610	Seal (brake air hose)	2C076
Screw (P/S gear housing cover)	3E616	Seal (brake air supply manifold)	2B409
Screw (P/S gear sector shaft seal)	3E617	Seal (brake booster check valve)	2B073
Screw (P/S gear valve housing retaining)	3E572	Seal (brake booster push rod)	2384
Screw (rear axle anchor pin)	4399	Seal (brake booster rod)	2373
Screw (rear axle differential oil trough)	4A133	Seal (brake booster valve piston)	2399
Screw (rear axle driving gear thrust block adjusting)	4189	Seal (brake booster vacuum poppet)	2308
Screw (rear axle housing tube)	4A029	Seal (brake control valve)	2B456
Screw (rear axle oil filter element)	4A133	Seal (camshaft bracket)	2A311, 2330
Screw (rear axle shift base housing to motor housing)	4N332	Seal (carb. choke rod)	9B501
Screw (rear axle shift drive)	4086	Seal (carb. fast idle rod)	9B501
Screw (rear axle shift motor housing cover)	4N332	Seal (carb. governor body to throttle body)	9948
Screw (rear axle shift motor to motor housing)	4A196	Seal (carb. governor diaphragm cover wire)	9989
Screw (rear axle shift push rod collar)	4393	Seal (carb. idle adjusting needle)	9634
Screw (rear axle shifter fork adjusting)	4332	Seal (engine air cleaner scoop radiator grille)	9B927
Screw (rear axle thrust adjusting)	4189	Seal (eng. crankshaft rear main bearing cap)	6336
Screw (rear brake adjusting)	2041	Seal (eng. cylinder front cover oil)	6700
Screw (rear lamp-attaching)	13N416	Seal (eng. flywheel housing cover plate)	6411
Screw (spotlamp mounting)	15A315	Seal (eng. governor shaft)	18217
		Seal (eng. governor throttle control shaft)	18215
		Seal (eng. oil filter cover)	6838

1990/
TRUCK SERIES 600/900

INDEX

PART NAME	GROUP NUMBER	PART NAME	GROUP NUMBER
Notes: Δ Refer to page 1 of Paint Section			
S — Cont'd		S — Cont'd	
Seal (eng. valve spring)	6A536	Seal (steering gear sector shaft oil)	3738
Seal (eng. valve stem)	6571	Seal (torpedo marker lamp)	15B417
Seal (fan oil)	8K606	Seal (trans. aux. rear bearing cover oil)	7918
Seal (front axle shaft oil)	3254	Seal (trans. aux. shift piston "O" ring)	7288
Seal (front axle spindle pin)	3171	Seal (trans. clutch piston)	7C099
Seal (front axle spindle pin dust)	3125	Seal (trans. clutch piston oil)	7C099
Seal (front axle steering arm ball stud dust)	3332	Seal (trans. direct drive clutch piston)	7A548
Seal (front fender)	16308-9	Seal (trans. forward clutch)	7D019
Seal (front fender apron to dash)	16B126	Seal (trans. front and center support)	7D019
Seal (front fender to cowl)	16126	Seal (trans. forward clutch and turbine shaft)	7D019
Seal (front fender to front body pillar)	16246	Seal (trans. forward clutch cylinder)	7D019
Seal (front susp. or steering ball stud dust)	3332	Seal (trans. forward clutch piston oil)	7A548
Seal (front wheel spindle connecting rod end dust)	3332	Seal (trans. gearshift rod)	7288
Seal (fuel filter center bolt)	9150	Seal (trans. input shaft bearing retainer oil)	7052
Seal (fuel tank sender)	9E275	Seal (trans. input shaft front)	7A283
Seal (fuel tank to support)	9N059	Seal (trans. input shaft oil)	7048, 7B215
Seal (heater blower door)	18B253	Seal (trans. intermediate band servo piston)	7D024-5
Seal (heater core to A/C blower housing)	18A372	Seal (trans. main drive gear oil)	7048
Seal (heater to dash panel)	18529	Seal (trans. main shaft oil)	7052
Seal (hood stabilizer bracket)	16C702	Seal (trans. manual control lever oil)	7B498
Seal (instrument lamp body)	13A771	Seal (trans. output shaft bearing cap)	7052
Seal (intake manifold to cyl. block)	9A424-5	Seal (trans. output shaft bearing retainer oil)	4813, 7A783
Seal (P/S control valve adapter)	3E614	Seal (trans. output shaft oil)	7A011
Seal (P/S cylinder control valve)	3C515	Seal (trans. range clutch)	7C099
Seal (P/S gear housing cover)	3D774	Seal (trans. rear oil)	7A283
Seal (P/S gear housing upper cover)	3E562	Seal (trans. rear shift pipe adapter)	7B270
Seal (P/S gear worm)	3D519	Seal (trans. reverse clutch piston)	7D403-4
Seal (P/S pump rotor shaft oil)	3B592	Seal (trans. reverse gear shifter arm pivot rubber)	7288
Seal (radiator air deflector)	8348-9	Seal (trans. shift rod)	7288
Seal (radiator air side deflector inner)	8-8257	Seal (trans. shift shaft)	7288
Seal (radiator shutter)	8A089	Seal (trans. throttle control outer lever)	7-7265
Seal (rear axle drive pinion shaft oil slinger)	4A670	Seal (transfer case brake drum hub oil)	7B215
Seal (rear axle driving pinion oil)	4676	Seal (transfer case input shaft oil)	7B215
Seal (rear axle idler gear shaft oil)	4593	Seal (transfer case output shaft oil)	7B215
Seal (rear axle power divider differential lockout shifter shaft oil)	4456	Seal (universal joint grease)	4706
Seal (rear axle power divider main driveshaft front bearing)	4573	Seal (voltage regulator cover)	10A597
Seal (rear axle power divider output shaft oil)	4476	Seal (water pump)	8564
Seal (rear axle shift fork)	4072, 4344	Seal (water thermostat)	8590
Seal (rear axle shift housing cover)	4334	Seal (windshield washer nozzle)	17634
Seal (rear brake air chamber)	2B028	Seal (windshield wiper motor access cover)	17B465
Seal (rear spring seat oil)	5A558	Seal (windshield wiper motor driveshaft)	17B500
Seal (solenoid plunger fuel shut-off valve)	9R298	Seal (windshield wiper pivot shaft)	17A475
Seal (starter motor lever housing oil)	11A054	Seal (wire terminal weather)	12113
Seal (starter motor rear end housing)	11K013	Seal assy. (A/C compressor crankcase)	19655
Seal (starter motor solenoid terminal)	11A035	Seal assy. (air brake shoe actuator)	2B009
Seal (steering column shaft)	3B631	Seal assy. (brake shoe actuator boot adjusting piston)	2B009
Seal (steering column weather)	3513	Seal assy. (brake shoe actuator boot anchor piston)	2B009
Seal (steering gear sector shaft dust)	3586, 3738	Seal assy. (brake spider camshaft)	2B038
Seal (steering gear sector shaft housing)	3591	Seal assy. (brake vacuum booster control valve)	2A588
		Seal assy. (radiator air deflector upper)	8A337
		Seal assy. (radiator to splash shield)	8A310

INDEX

PART NAME	GROUP NUMBER	PART NAME	GROUP NUMBER
Notes: Δ Refer to page 1 of Paint Section			
S — Cont'd		S — Cont'd	
Seal assy. (radiator upper to support)	8A398	Shaft (headlamp switch knob)	11663
Seal assy. (rear axle input shaft)	4676	Shaft (P/S pump rotor)	3B559
Seal assy. (rear axle output shaft)	4676	Shaft (radiator & headlamp guard latch)	8B491
Seal assy. (rear suspension support beam)	5878	Shaft (rear axle differential idler gear)	4581
Seal assy. (trans. control selector cable)	7E441	Shaft (rear axle differential shift fork)	4149
Seal & gasket kit (P/S reservoir to pump)	3D684	Shaft (rear axle pinion differential)	4211
Seal kit (A/C compressor shaft)	19D665	Shaft (rear axle power divider differential pinion)	4411
Seal kit (eng. crankshaft rear main bearing)	6A321	Shaft (rear axle power divider input)	4446
Seal kit (front spindle oil)	1190	Shaft (rear axle power divider output)	4471
Seal kit (P/S gear)	3E500-2	Shaft (rear axle power divider thru shaft)	4579
Seal kit (rear axle drive pinion)	4676	Shaft (rear cross)	7B009
Seal & trunnion assy. (steering gear sector shaft adapter)	3738	Shaft (rear suspension support beam to axle housing)	5882
Sealers	A	Shaft (steering column upper)	3A527
Seat (air brake shoe to cam)	2023	Shaft (steering column lower)	3C663
Seat (carb. secondary adjustment control valve)	9540	Shaft (steering gear sector)	3575
Seat (eng. valve rocker arm fulcrum)	6A528	Shaft (steering idler arm pivot)	3354
Seat (front air brake shoe to cam)	2023	Shaft (trans. air valve actuating)	7B104
Seat (P/S gear piston poppet valve)	3E623	Shaft (trans. aux. drive gear)	7358
Seat (rear spring)	5793	Shaft (trans. aux. range shifter)	7358
Seat (tot guard child safety)	19E535	Shaft (trans. first and second)	7358
Seat (trans. gearshift lever spring)	7228	Shaft (trans. first & second gear shifter)	7240
Seat assy. (brake booster outlet tube)	2B351	Shaft (trans. fourth and direct)	7358
Seat assy. (water pump pulley)	8517	Shaft (trans. fourth & direct gear shifter)	7334
Selecto torque converter kit (rear axle)	4A393	Shaft (trans. gear shifter)	7240-2
Sender (exhaust temperature)	10C871		7334
Sender (oil temp. indicator)	10B862	Shaft (trans. gearshift cross front)	7B105
Sender (water temp. indicator eng. unit)	10884	Shaft (trans. gearshift lever)	7240
Sensor and retainer assy. (tachometer)	17B384	Shaft (trans. input)	7015, 7017
Sensor assy. (brake skid control)	2B372	Shaft (trans. intermediate band actuating lever)	7D433
Sensor assy. (fuel water detector)	9J308	Shaft (trans. low & reverse gear shifter fork)	7358
Sensor assy. (low coolant level warning)	10D968	Shaft (trans. outer shift front)	7358
Sensor assy. (speed control)	9E731	Shaft (trans. output)	7060-1
Sensor gage block kit (brake skid control)	2C062	Shaft (trans. rear cross)	7B009
Sensor retainer kit (brake skid control)	2C061	Shaft (trans. retarder control pedal rod to valve lever)	7-7904
Sensor (water in fuel)	9K274		
Separator (ignition wire)	12297	Shaft (trans. reverse gear shifter)	7242
Separator assy. (fuel/water)	9J288	Shaft (trans. reverse idler gear)	7140, 7142
Separator assy. (air cleaner moisture)	9B994		
Separator assy. (fuel vacuum)	9C369	Shaft (trans. second and third)	7334, 7358
Servo assy. (air conditioner)	19D669		
Servo assy. (speed control)	9C735	Shaft (trans. slave unit actuating)	7247
Shackle (front spring)	5B311	Shaft (trans. third & high or fourth gear shifter)	7241
Shackle kit (rear spring)	5630	Shaft (windshield defroster door control)	18A292
Shackle kit (front spring)	5304	Shaft (windshield defroster door pivot)	18C278
Shaft (accelerator pedal)	9B768	Shaft (transfer case idler)	7140
Shaft (adjustable steering column bracket)	3A624	Shaft (transfer case input)	7017
Shaft (air compressor belt idler pulley)	2876	Shaft (transfer case output)	7061
Shaft (alternator rotor)	10330	Shaft assy. (A/C & heater plenum & def. nozzle)	18C638
Shaft (brake & clutch pedal)	7506	Shield (clutch slave cylinder heat)	7B629
Shaft (carb. float lever)	9558	Shaft assy. (A/C damper door)	19C774
Shaft (clutch forward relay lever)	7510	Shaft assy. (accelerator to bellcrank)	9D716
Shaft (clutch release)	7510, 7590	Shaft assy. (coupling)	4816-7
		Shaft assy. (coupling trans. to aux. trans.)	4606
Shaft (distributor)	12175	Shaft assy. (drive)	4602-6, 4A603
Shaft (distributor eng. governor)	12459		
Shaft (eng. valve rocker arm)	6563	Shaft assy. (eng. accessory drive)	6A283
Shaft (front axle pinion differential)	4211	Shaft assy. (eng. governor)	18205

1990/
TRUCK SERIES 600/900

ALPHABETICAL INDEX CHASSIS PARTS 37

INDEX

PART NAME	GROUP NUMBER	PART NAME	GROUP NUMBER
Notes: A Refer to page 1 of Paint Section			
S — Cont'd		S — Cont'd	
Shaft assy. (eng. oil pump intermediate)	6A618	Shield (fuel tube)	9C291
Shaft assy. (fan clutch)	8B649	Shield (fuel vapor valve)	9B106
Shaft assy. (inter axle drive)	4964	Shield (generator heat)	10A346
Shaft assy. (rear axle)	4234,	Shield (horn splash)	13A819
	4235	Shield (ign. wire heat)	12A215
Shaft assy. (steering column)	3A526	Shield (muffler inlet pipe)	5290
Shaft assy. (trans. retarder pedal rod)	7D445	Shield (parking brake drum)	2A703-4
Shaft assy. (windshield wiper guide pivot)	17B455	Shield (P/S drag link dust)	3337
Shaft & bearing assy. (water pump)	8530	Shield (rear axle power divider oil filter)	4A421
Shaft & bracket assy. (eng. mounted accelerator)	7A185	Shield (rear wheel and cab splash)	16N348
Shaft & bracket assy. (fan clutch)	8B644	Shield (radiator splash)	8A308-9
Shaft & brkt. assy. (throttle control)	9B743	Shield (radio frequency suppression)	19A145
Shaft & bushing (rear axle power divider output)	4553	Shield (splash rear wheel mounting kit)	16C568
Shaft & control assy. (P/S gear input)	3D517	Shield (starter motor heat)	11006
Shaft & housing assy. (accelerator)	9A888	Shield (stone)	9A072
Shaft & joint assy. (axle)	3219-20	Shield (trans. oil cooler)	7C164
Shaft & lever assy. (carb. choke)	9546	Shield (universal joint dust)	4708
Shaft & worm assy. (steering gear)	3524	Shield (wiring)	14A099
Shaft kit (eng. governor)	12459	Shield assy. (battery cable)	10677
Shaft kit (power divider input)	4446	Shield assy. (clutch release lever dust)	7513
Shaft kit (power divider output)	4471	Shield assy. (eng. splash rear)	16E556
Shaft kit (rear axle shift fork)	4149	Shield assy. (front shock absorber heat)	18A131
Shaft & gear assy. (power divider idler pump)	4581	Shield assy. (front wheel splash)	16A266-7
Shaft (power divider idler pump gear)	4581	Shield assy. (front wheel splash rear)	16A324-25
Shell (trans. input)	7D064	Shield assy. (speedometer cable)	17B365
Shell (wiring connector)	14A309	Shield assy. (warning indicator lamp lighting)	13B757
Shield (A/C evaporator expansion valve)	19D595	Shield assy. (wiring)	14A177
Shield (air cleaner dirt ejection valve heat)	9E610	Shield assy. (radiator grille heat)	8C122-3
Shield (air cleaner duct)	9D619	Shift assy. (rear axle)	4062
Shield (alternator heat)	10A346	Shift assy. (rear axle air shift control)	4589
Shield (alternator splash)	10317	Shift assy. (rear axle power divider lockout)	4062
Shield (battery)	10757	Shift assy. (two-speed rear axle)	4062
Shield (brake air compressor governor heat)	2A878	Shift assy. kit (rear axle two speed electric)	4062
Shield (brake booster)	2B485	Shift fork & push rod assy. (air)	4450
Shield (brake dust)	2214	Shift fork kit (rear axle)	4045
Shield (brake tube)	2B085	Shift rail (trans. front declutch)	7240
Shield (cab lock mechanism)	5B119	Shift rail (transfer case hi-lo speed)	7240
Shield (cab suspension air spring heat)	5B414	Shift repair kit (rear axle two speed)	4A098
Shield (cab suspension tilt cylinder heat)	5B415	Shift rod (trans. remote control)	7241
Shield (clutch equalizer heat)	7B606	Shim (front axle spindle pin)	3117
Shield (dist. frequency suppressor)	12A210	Shim (front fender mounting)	16D162
Shield (eng. turbo charger valve cover heat)	6N654	Shim (front suspension)	3043
Shield (eng. primer tank)	9A163	Shim (hood hinge)	16B792
Shield (eng. primer reservoir valve)	9A163	Shim (hood stabilizer)	16583
Shield (eng. noise insulator)	6774,6775-6	Shim (radiator & headlamp guard)	8B480
Shield (eng. splash rear side)	16594	Shim (rear axle drive pinion bearing retainer)	4436,
Shield (front fender apron splash)	16102-3		4536
Shield (exhaust manifold splash)	9A462,	Shim (rear axle driving pinion bearing sleeve)	4662
		9A456	Shim (rear axle power divider input shaft bearing retainer)
Shield (front fender opening splash front)	16F570-1	Shim (rear axle gearshaft bearing cage)	4536
Shield (front fender opening splash rear)	16G554-5	Shim (trans. countershaft bearing retainer)	7944
Shield (front fender splash rear)	16B568-9	Shim (trans. countershaft rear bearing cap)	7944
Shield (front wheel splash inner)	16A590	Shim (trans. output shaft fourth speed gear)	7160
Shield (front wheel splash outer)	16A588	Shim (trans. synchronizer to output shaft & third speed idler gear)	7160
Shield (fuel tank)	9A032		
Shield (fuel tank cover plate)	9A037	Shim (transfer case bearing cap)	7026
	9240	Shim (transfer case front bearing)	7029

JULY, 1989

COPYRIGHT © 1989—

FORD MOTOR

—DEARBORN, MICHIGAN

COMPANY

NEW ISSUE

INDEX

PART NAME	GROUP NUMBER	PART NAME	GROUP NUMBER
Notes: ▲ Refer to page 1 of Paint Section			
S — Cont'd		S — Cont'd	
Shim (transfer case input shaft)	7029	Sleeve (trans. output shaft first speed gear)	7B342
Shim (transfer case output shaft rear bearing cap)	7029	Sleeve (trans. output shaft fourth speed gear)	7105, 7B219
Shim (transfer case rear output bearing)	7026, 7029	Sleeve (trans. output shaft second speed gear)	7A075
Shim kit (trans. countershaft rear bearing cap)	7944	Sleeve (trans. output shaft third speed gear)	7105, 7B176
Shock absorber kit (front)	18124	Sleeve (trans. reverse idler oil)	7C232
Shock absorber kit (rear)	18125	Sleeve (trans. synchronizer sliding)	7187
Shoe (trans. reverse gear shifter arm)	7235	Sleeve (trans. underdrive gear)	7A063
Shoe (trans. reverse gear shifting)	7409	Sleeve (wiring connector)	14489
Shoe (trans. shift fork)	7B403	Sleeve assy. (accelerator trunnion to bellcrank)	9D719
Shoe & lining assy. (front brake)	2018-9	Sleeve assy. (speedo. gear)	17297
Shoe & lining assy. (rear brake)	2218-9	Sleeve & bushing assy. (clutch pressure plate release)	7580
Shroud (carb. air cleaner air duct)	9A603	Slide (spring alignment)	5892
Shroud (exhaust air supply pump)	9F436	Sliding clutch kit (rear axle)	4A195
Shroud (fan)	8146	Slinger (brake front hub oil)	2241
Shroud (steering column)	3530	Slinger (driveshaft stud yoke)	4791
Shutter assy. (A/C evaporator case)	19D582	Slinger (eng. crankshaft oil)	6310
Shutter assy. (radiator)	8475	Slinger (rear axle drive pinion shaft oil)	4670
Sidemember (frame)	5015	Slinger (rear hub oil)	1165
Signal & wire assy. (trans. retarder oil temperature warning)	7A070	Slinger (trans. countershaft oil)	7C016
Silencer (exhaust air supply reed valve)	9G427	Slip yoke (rear axle universal joint)	4841
Silencer & bracket assy. (exhaust air supply pump)	9H467	Snap ring (front axle spindle bolt plug retainer)	3118
Slave shift cylinder kit	7A508	Snap ring (power divider idler pump shaft)	4593
Sleeve (accelerator pedal to lower shaft lever rod)	7353	Snap ring (power steering cylinder)	3L656
Sleeve (brake actuating spring anchor)	2A183	Snap ring (rear brake air chamber cylinder)	2A489
Sleeve (brake adjusting lever)	2175	Snap ring (rear cross shaft)	7064
Sleeve (clutch adjusting)	7B590	Snap ring (steering gear sector shaft adjusting screw)	3549
Sleeve (distributor shaft plate)	12A075	Snap ring (steering gear sector shaft bearing retainer)	3549
Sleeve (eng. cyl. block)	6055	Snap ring (trans. aux. countershaft)	7064, 7178
Sleeve (eng. governor shaft thrust)	18212	Snap ring (trans. aux. countershaft bearing)	7064, 7162
Sleeve (eng. valve spring retainer)	6517	Snap ring (trans. aux. drive gear)	7064
Sleeve (fuel tank strap adjustable)	9B014	Snap ring (trans. aux. first and second speed gear)	7C212
Sleeve (fuel vapor storage canister purge inlet)	9E629	Snap ring (trans. aux. intermediate sliding clutch)	7162
Sleeve (oil pump tube)	9R290	Snap ring (trans. aux. output shaft third and fourth speed gear)	7A074, 7C212
Sleeve (fuel injection pump fitting)	9N951	Snap ring (trans. aux. reduction gear)	7A628
Sleeve (parking brake cable)	2A776	Snap ring (trans. aux. shift cylinder)	7030
Sleeve (P/S cyl. hydraulic control valve)	3A278	Snap ring (trans. center support)	7968
Sleeve (P/S drag link outer)	3-3311	Snap ring (trans. clutch)	7951
Sleeve (rear axle housing vent extension)	4K022	Snap ring (trans. converter stator clutch retainer)	7945
Sleeve (rear axle shift control tube)	4A926	Snap ring (trans. countershaft bearing)	7030, 7160
Sleeve (rear suspension support beam)	5A553	Snap ring (trans. countershaft cluster gear & shaft rear bearing to shaft)	7178
Sleeve (starter motor coil retaining)	11105	Snap ring (trans. countershaft cluster gear shaft rear bearing)	7070
Sleeve (steering column tube bearing)	3518	Snap ring (trans. countershaft constant mesh drive gear)	7064, 7162
Sleeve (steering column tube to bracket)	3693	Snap ring (trans. countershaft drive gear)	7162
Sleeve (trans. adapter plate alignment)	7311	Snap ring (trans. countershaft fourth speed)	7162
Sleeve (trans. control cable end adjustment)	7353	Snap ring (trans. countershaft gear and shaft retaining)	7162
Sleeve (trans. direct & overdrive)	7933	Snap ring (trans. countershaft hole expansion plug retaining)	7178
Sleeve (trans. fourth & fifth speed synchronizer gear sliding)	7187		
Sleeve (trans. fourth gearshift shaft stop)	7A064		
Sleeve (trans. gearshift cable ends adjustment)	7353		
Sleeve (trans. gearshift connecting rod adjustment)	7353		
Sleeve (trans. gearshift rod)	7A064		
Sleeve (trans. main oil pressure booster)	7D002		
Sleeve (trans. oil distributor)	7C232		
Sleeve (trans. output shaft)	7A075, 7106, 7115		

INDEX

PART NAME	GROUP NUMBER	PART NAME	GROUP NUMBER
Notes: Δ Refer to page 1 of Paint Section			
S — Cont'd		S — Cont'd	
Snap ring (trans. countershaft reverse gear)	7162	Snap rings & bearings repair kit (trans.)	7B331
Snap ring (trans. fifth speed gear retaining)	7063	Socket (brake adjusting screw)	2048
Snap ring (trans. first & second speed synchronizer hub)	7109	Socket assy. (dome lamp)	13793
Snap ring (trans. first speed gear)	7160	Socket assy. (instrument panel lamp)	13711
Snap ring (trans. fourth & fifth speed hub sleeve)	7064,	Socket & clamp assy. (P/S ball stud)	3D717
	7178	Socket & retainer assy. (cigar lighter)	15055
Snap ring (trans. governor)	7E253	Socket & wire (instrument panel lamp)	13621
Snap ring (trans. input shaft bearing)	7026,	Socket & wiring assy. (A/C & htr. control lamp)	18541
Snap ring (trans. input shaft hearing retainer)	7030,	Socket and wiring assy. (body side lamp or roof marker)	15A442
	7070,	Socket & wiring assy. (body side marker lamp)	15A434
	7162	Socket & wiring assy. (instrument panel lamp)	13A719
Snap ring (trans. input shaft bearing roller retainer washer)	7117	Socket & wire assy. (parking lamp)	13234
Snap ring (trans. input shaft bearing to shaft)	7064	Solenoid (brake skid control modulator)	2C064
Snap ring (trans. input shaft gear)	7064	Solenoid assy. (carb. float bowl vent)	9B982
Snap ring (trans. main shaft front quill)	7064	Solenoid assy. (fuel shut-off valve)	9D278
Snap ring (trans. main shaft gear)	7064	Solenoid assy. (starter motor)	11390
Snap ring (trans. main shaft key)	7064	Spacer (air brake camshaft adjuster)	2138
Snap ring (trans. mainshaft intermediate drive gear)	7162	Spacer (A/C compressor clutch hub)	19D648
Snap ring (trans. mainshaft output shaft drive gear)	7064	Spacer (air compressor adjusting arm bracket)	2A949
Snap ring (trans. mainshaft thrust washer)	7030,	Spacer (alternator fan)	10A344
	7064	Spacer (alternator pulley)	10A344
Snap ring (trans. output shaft)	7064	Spacer (alternator rectifier mounting)	10A382
	7160,	Spacer (aux. spring to rear spring)	5594
	7667	Spacer (battery hold down)	10747
Snap ring (trans. output shaft bearing)	7026,	Spacer (battery shield)	10A723
	7030,	Spacer (battery support to frame)	10A652
	7070	Spacer (brake camshaft adjuster)	2138
Snap ring (trans. output shaft bearing retainer)	7030,	Spacer (brake dust shield)	2224
	7070	Spacer (brake manifold air fitting)	2A308
Snap ring (trans. output shaft bearing to shaft)	7064	Spacer (brake master cyl. push rod)	2B129
Snap ring (trans. output shaft drive gear)	7064	Spacer (brake vacuum booster air cleaner mtg.)	2A534
Snap ring (trans. output shaft fourth gear)	7064	Spacer (cab lock bolt)	5K364
Snap ring (trans. output shaft fourth speed gear retaining)	7059	Spacer (cab mounting frame rear member to frame sidemember)	5A389
Snap ring (trans. output shaft gear)	7064	Spacer (cab suspension air spring retainer)	5B416
Snap ring (trans. output shaft ring gear retainer)	7C242	Spacer (carb. secondary throttle control)	9614
Snap ring (trans. output shaft 2nd speed gear)	7160,	Spacer (carb. to intake manifold)	9A589
	7161	Spacer (clutch pedal outer)	7606
Snap ring (trans. output shaft spacer)	7059	Spacer (disc wheel hub)	1A014
Snap ring (trans. output shaft second gear)	7160	Spacer (distributor eng. governor housing oil seal)	12477
Snap ring (trans. output shaft second speed idler gear retaining)	7059	Spacer (eng. accessory drive)	6B250
Snap ring (trans. output shaft synchronizer)	7059,	Spacer (eng. camshaft gear or sprocket)	6265
	7161	Spacer (eng. crankshaft pulley)	6B306
Snap ring (trans. output shaft third & fourth gear clutch)	7C212	Spacer (eng. crossmember)	6A096
Snap ring (trans. pilot roller bearing retainer)	7059	Spacer (eng. flywheel reinforcing plate)	6376
Snap ring (trans. rear cross shaft)	7064	Spacer (eng. front support insulator)	6A066
Snap ring (trans. reverse idler gear bearing roller)	7156	Spacer (eng. support insulator)	6A027
Snap ring (trans. second & third hub)	7160	Spacer (eng. valve spring)	6515
Snap ring (trans. shift bracket plunger)	7030	Spacer (front axle driving pinion bearing flange)	4662
Snap ring (trans. synchronizer hub)	7059	Spacer (front axle driving pinion bearing retainer)	4537
Snap ring (transfer case brake drum hub)	7064	Spacer (front axle spindle bearing)	3299
Snap ring (transfer case output shaft)	7064	Spacer (front hub grease retainer)	1212
Snap ring (universal joint bearing)	4891	Spacer (front spring bracket)	5B309
		Spacer (front spring bolt)	5458
		Spacer (front spring to axle)	5A313
		Spacer (front wheel inner bearing)	1213
		Spacer (fuel tank mounting)	9071

JULY, 1989

COPYRIGHT © 1989—

FORD MOTOR

—DEARBORN, MICHIGAN

COMPANY

NEW ISSUE

INDEX

PART NAME	GROUP NUMBER	PART NAME	GROUP NUMBER
Notes: Δ Refer to page 1 of Paint Section			
S — Cont'd		S — Cont'd	
Spacer (fuel tank support)	9N062	Spacer (trans. countershaft gear pilot bearing)	7115, 7135
Spacer (fuse box mounting)	14N028	Spacer (trans. gearshift rod)	7E275
Spacer (hand throttle control lever)	9599	Spacer (trans. input shaft)	7A059
Spacer (headlamp switch)	11675	Spacer (trans. input shaft bearing)	7063
Spacer (heater core)	18C632	Spacer (trans. input shaft bearing to inner race)	7063
Spacer (horn mounting)	13925	Spacer (trans. mainshaft gear)	7173
Spacer (muffler)	3573	Spacer (trans. mounting)	7C286
Spacer (parking brake bellcrank to trans.)	2A750	Spacer (trans. oil filter cover)	7C021
Spacer (P/S control valve centering spring)	3C518	Spacer (trans. output shaft)	7482
Spacer (P/S cyl. mounting bracket)	3C626	Spacer (trans. output shaft bearing)	7B320
Spacer (P/S gear actuator)	3E567	Spacer (trans. output shaft gear)	7115, 7173
Spacer (P/S gear piston poppet valve)	3E625	Spacer (trans. output shaft needle bearing)	7A076, 7117
Spacer (P/S pump adjusting bracket)	3D600	Spacer (trans. output shaft rear bearing)	7072
Spacer (P/S pump mounting)	3642	Spacer (trans. output shaft reduction gear)	7B334
Spacer (pulley to fan)	8546	Spacer (trans. output shaft second speed gear bearing)	7A076
Spacer (radiator)	8A045	Spacer (trans. rear countershaft)	7072
Spacer (radiator grille opening side panel mounting)	8A326	Spacer (trans. retarder cable bracket)	7C077
Spacer (radiator guard lower to frame)	8C053-4	Spacer (trans. reverse idler gear bearing)	7482
Spacer (radiator guard to cross member)	5067	Spacer (trans. reverse idler gear shaft)	7482
Spacer (radiator splash shield to frame)	5072	Spacer (trans. shift fork stop)	7B416
Spacer (radiator support)	8A450	Spacer (trans. shift rod)	7B416
Spacer (radiator to front support)	8A360	Spacer (trans. throttle pressure valve secondary)	7D227
Spacer (rear axle differential drive gear bearing)	4578	Spacer (transfer case idler shaft gear)	7B320
Spacer (rear axle differential main drive bearing)	4577	Spacer (transfer case input shaft)	7A059
Spacer (rear axle differential idler gear bearing)	4582	Spacer (transfer case insulator)	7264
Spacer (rear axle differential idler gear bearing done)	4583	Spacer (turn indicator switch)	13A398
Spacer (rear axle driving pinion bearing)	4537, 4662	Spacer (water filter)	8B230
Spacer (rear axle housing inner bearing)	1A011	Spacer (windshield wiper)	17519
Spacer (rear axle stabilizer bar link)	4A342	Spacer (wire connector)	14A468
Spacer (rear axle torque arm bracket)	4A002	Spacer assy. (oil filter adapter)	6A713
Spacer (rear lamp lens)	13A459	Spacer assy. (rear spring)	5729
Spacer (rear shock absorber bracket to side member rear)	18199	Spacer—guide pin (adjustable steering column bracket)	3578
Spacer (rear spoke wheel rim)	1044	Spark plug assy.	12405
Spacer (rear spring clamp)	5731	Speaker assy. (radio receiver)	18808
Spacer (rear spring hanger)	5753	Speedograph	17A266
Spacer (rear spring seat)	5A565	Speedometer (drive)	17285
Spacer (rear spring seat oil seal)	5A559	Speedometer (driven)	17285
Spacer (rear suspension center bushing)	5A697	Speedometer assy.	17255
Spacer (rear wheel parking brake bellcrank to trans.)	2A750	Speedometer cable tip kit	17A254
Spacer (speedometer cable)	17A324	Spool repair kit (cab lift pump)	5B366
Spacer (speedo. drive gear)	17288	Spotlamp	15312
Spacer (starter motor)	11N004	Splicer (A/C)	19D695
Spacer (starter motor armature)	11A051	Spider assy. (brake)	2012-3
Spacer (starter motor grounded brush holder)	11A043	Spider assy. (brake carrier)	2211-2
Spacer (starter motor insulator brush holder)	11A042	Spider & drum assy.	1013
Spacer (steering gear housing)	3A572	Spindle assy. (front wheel)	3105-6
Spacer (steering gear mounting bracket)	3K592	Spool valve assy.	2L622
Spacer (steering gear to frame)	3566	Spring (accelerator bellcrank to carb. lever tension)	9736
Spacer (throttle cable bracket)	9K706	Spring (accelerator retracting)	9737
Spacer (throttle control bracket)	9B867	Spring (accelerator shaft to pedal)	9760
Spacer (trans. aux. countershaft bearing)	7125	Spring (adjustable steering column bracket)	3E696
Spacer (trans. aux. shift drive gear)	7115	Spring (air brake actuating wedge load)	2B208
Spacer (trans. control lever)	7E097	Spring (air brake actuating wedge positioning)	2B204
Spacer (trans. control selector lever mounting bracket)	7370	Spring (air brake actuating wedge return)	2B205
Spacer (trans. countershaft drive gear)	7115		

1990/
TRUCK SERIES 600/900

ALPHABETICAL INDEX CHASSIS PARTS 41

INDEX

PART NAME	GROUP NUMBER	PART NAME	GROUP NUMBER
Notes: Δ Refer to page 1 of Paint Section			
S — Cont'd		S — Cont'd	
Spring (alternator brush)	10349	Spring (headlamp ball ring)	13031
Spring (belt idler pulley tension)	8K657	Spring (hood assist)	16C644
Spring (booster control valve return)	2A157	Spring (hood check cable)	16C728
Spring (booster poppet valve return)	2392	Spring (hood check cable storage)	16B930
Spring (brake adjusting lever override)	2D176	Spring (hood hinge)	16789
Spring (brake adjusting lever return)	2A180	Spring (hood support rod)	16832
Spring (brake adjusting screw)	2049	Spring (horn blowing)	13A807
Spring (brake air chamber diaphragm return)	2321	Spring (ignition switch retaining)	11581
Spring (brake automatic adjustment)	2A180	Spring (muffler to frame)	5A291
Spring (brake booster)	2361	Spring (parking brake adjusting)	2749
Spring (brake booster control valve)	2392	Spring (parking brake band support)	2640
Spring (brake booster vacuum control valve)	2438	Spring (parking brake release)	2634
Spring (brake clamp)	2A190	Spring (P/S drag link ball stud)	3327
Spring (brake cylinder piston return)	2204	Spring (P/S gear actuator)	3E568
Spring (brake pedal retracting)	2472	Spring (P/S gear control valve)	3E580
Spring (brake shoe adjusting screw)	2049	Spring (P/S gear piston poppet valve)	3E624
Spring (brake shoe hold down)	2068	Spring (P/S pump reservoir filter element retaining)	3B688
Spring (brake shoe retainer)	2125		
Spring (brake shoe retracting)	2035-6, 2296-7	Spring (P/S relief valve)	3B608
Spring (brake shoe to shoe)	2035	Spring (radiator & headlamp guard latch)	8B492
Spring (cab counterbalance)	5471	Spring (radiator shutter control)	8A176
Spring (cab lock hook return)	5004	Spring (rear air brake applicator)	2A466
Spring (cab mounting compressing)	5B383	Spring (rear axle differential carrier oil tube contact)	4160
Spring (carb. accelerator pump lever adjusting)	9571	Spring (rear axle differential lockout shift push rod)	4566
Spring (carb. accelerator pump lever return)	9636	Spring (rear axle power divider differential lockout shift lever return)	4458
Spring (carb. accelerator pump upper)	9D598		
Spring (carb. choke lever)	9C513	Spring (rear axle push rod compression)	4A191
Spring (carb. choke plate)	9560	Spring (rear suspension beam grease retainer)	5A559
Spring (carb. fast idle adjusting screw)	9578	Spring (rear view outside mirror arm pivot)	17B745
Spring (carb. fast idle cam plunger)	9587	Spring (starter motor brush holder)	11059
Spring (carb. float)	9A519	Spring (starter motor drive)	11375
Spring (carb. fuel valve)	9A519	Spring (starter motor plunger return)	11103
Spring (carb. governor diaphragm)	9C507	Spring (starter motor solenoid shaft)	11416
Spring (carb. governor throttle lever)	9980	Spring (starter motor yoke return)	11A049
Spring (carb. idle adjusting needle)	9540	Spring (steering column upper bearing)	3520
Spring (carb. idle adjusting screw)	9578	Spring (trailer brake air hose retaining)	2955
Spring (carb. secondary throttle diaphragm return)	9B504	Spring (trans.)	7227
Spring (carb. throttle return)	9B569	Spring (trans. aux. air valve actuating plunger)	7219
Spring (clutch pedal lever assist)	7A600	Spring (trans. aux. shifter housing poppet)	7234
Spring (clutch release retracting)	7523	Spring (trans. control selector lever)	7B071
Spring (distributor breaker plate)	12A187	Spring (trans. direct drive clutch piston)	7B488
Spring (distributor eng. governor valve weight)	12464	Spring (trans. direct synchronizer plate)	7B294
Spring (eng. governor throttle control)	12A477	Spring (trans. front clutch piston disc)	7B070
Spring (eng. governor throttle control aux. lever)	18222	Spring (trans. fourth and direct)	7219
Spring (eng. oil pump relief valve)	6670	Spring (trans. gearshift lever)	7227
Spring (eng. valve)	6513	Spring (trans. gearshift rod)	7234
Spring (eng. valve rocker arm to shaft locating)	6587	Spring (trans. gearshift shaft lock plunger)	7234
Spring (governor lever)	9P512	Spring (trans. gear shifter shaft poppet)	7219, 7234
Spring (fuel shut off plunger)	9D293		
Spring (fuel pump cable connector)	9A368	Spring (trans. front clutch piston disc)	7B070
Spring (fuel pump rocker arm return)	9380	Spring (trans. intermediate band servo piston)	7D028
Spring (fuel pump valve)	9360	Spring (trans. kickdown control lever retracting)	7B146
Spring (fuel shut off valve sol)	9R300	Spring (trans. low & reverse)	7219
Spring (fuel tank insulator)	9130	Spring (trans. low & reverse gate plunger)	7219
Spring (gearshift lever)	7227	Spring (trans. manual control valve detent lever)	7A261

JULY, 1989

COPYRIGHT © 1989—

FORD MOTOR

—DEARBORN, MICHIGAN

COMPANY

NEW ISSUE

INDEX

PART NAME	GROUP NUMBER	PART NAME	GROUP NUMBER
Notes: ▲ Refer to page 1 of Paint Section			
S — Cont'd		S — Cont'd	
Spring (trans. mainshaft rear bearing centering ring)	7219	Strainer (rear axle shift cylinder)	4418
Spring (trans. poppet)	7234	Strainer kit (fuel filter bowl)	9A343
Spring (trans. range clutch return)	7B488	Strap (air cleaner)	9K606
Spring (trans. rear clutch piston)	7A480	Strap (alternator heat shield)	10B312
Spring (trans. reverse clutch piston return)	7D405	Strap (bracket to muffler)	5A231
Spring (trans. reverse gate plunger)	7219	Strap (driveshaft safety)	4K610
Spring (trans. reverse gear shifter shaft gate lock ball)	7234	Strap (emergency warning indicator mounting)	13B320
Spring (trans. reverse shift finger plunger)	7219	Strap (front brake shoe anchor pin)	2028
Spring (trans. reverse shift lug)	7219	Strap (fuel pump connection block)	9A382
Spring (trans. reverse stop plunger)	7219	Strap (horn control)	13K832
Spring (trans. shift bar housing)	7219	Strap (ignition coil mounting)	12043-4
Spring (trans. shift control rod)	7B113	Strap (instrument control cable retaining)	10A938
Spring (trans. shift interlock)	7234	Strap (muffler to frame)	5A215
Spring (trans. shifter shaft)	7234	Strap (radiator supply tank)	8A083
Spring (trans. shifter shaft poppet)	7219, 7234	Strap (steering column shaft & joint guard)	3B710
Spring (trans. synchronizer blocking)	7B137	Strap (turn indicator switch mounting)	13B320
Spring (trans. synchronizer poppet)	7B294	Strap assy. (brake air reservoir)	2A271
Spring (transfer case shift lock)	7234	Strap assy. (fuel tank)	9054
Spring (windshield wiper motor brush)	17B599	Strip (running board skid)	16A482
Spring assy. (aux.)	5588	Strut (trans. intermediate band anchor)	7D430
Spring assy. (cab support to frame air-front)	5C063	Strut (trans. intermediate brake band)	7D029
Spring assy. (cab support to frame air-rear)	5C063	Stud (accel. pdl. to shaft rod ball)	9A773
Spring assy. (front)	5310	Stud (brake carrier plate to air chamber)	2043
Spring assy. (hood release assist)	16449	Stud (brake dust shield spacer)	2224
Spring assy. (rear)	5560	Stud (drive axle shaft flange)	4A155
Spring assy. (rear suspension air)	5580	Stud (drive flange rear axle shaft)	1151
Spring & extension kit (accelerator return)	9737	Stud (eng. valve rocker arm support)	6A527
Spring & retainer (brake & clutch master cylinder piston return)	2145	Stud (front axle housing spring seat)	3C142
Spring & retainer (fuel filter element)	9149	Stud (front shock absorber mounting lower)	18036
Sprocket (eng. camshaft)	6256	Stud (front spring shackle)	5465
Sprocket (eng. crankshaft)	6306	Stud (fuel injection pump fuel shut off lever)	9R534
Stabilizer assy. (hood)	16C658	Stud (P/S cylinder)	3B711
Stabilizer assy. (hood on body lower)	16C844	Stud (P/S drag link ball)	3284
Stabilizer assy. (hood on hood lower)	16C842	Stud (radiator grille & headlamp guard latch)	18416
Stanchion assy. (radio antenna)	18919	Stud (rear axle drive flange axle shaft)	1151
Starter assy.	11001-2	Stud (rear axle housing)	4323
Stator assy. (alternator)	10336	Stud (rear axle oil filter mounting)	4A322
Stator assy. (trans. converter)	7932	Stud (rear axle shift cylinder to carrier)	4336
Stator & lead assy. (alternator)	10336	Stud (rear axle shift motor)	4336
Stem (carb. backfire relief plate valve)	9593	Stud (rear axle shifter housing)	4336
Step (battery box)	10N698	Stud (rear shock absorber to frame)	18196
Step (fuel tank)	9B093, 9B141	Stud (rear shock absorber to spring seat cap)	18193
Step (front bumper)	17B973	Stud (rear suspension saddle hanger pin retainer)	5A612
Stop (accelerator pedal)	9816	Stud (spare wheel carrier)	1458
Stop (accelerator pedal switch)	9W540	Stud (trans. air cylinder)	7311
Stop (brake booster slave cylinder piston)	2A265	Stud (trans. brake support)	7B420
Stop (rear axle air shift push rod)	4A192	Stud (trans. case support)	7B420
Stop (trans. gearshift lever low & reverse)	7A112	Stud (trans. clutch housing)	7C207
Stop assy. (accelerator pedal detent)	9A858	Stud (trans. gearshift housing)	7C207
Stop assy. (windshield wiper motor)	17C479	Stud (trans. rear support adjustment)	7B050
Stop & screw assy. (eng. primer control cable stop)	9A713	Stud assy. (P/S mounting)	3B711
Strainer (eng. oil filler pipe)	6B614	Suction line (A/C evaporator to compressor)	19867, 19919
		Support (air brake compressor bracket)	2902
		Support (air brake reservoir tank front)	2A205
		Support (air cleaner)	9W620

1990/
TRUCK SERIES 600/900

INDEX

PART NAME	GROUP NUMBER	PART NAME	GROUP NUMBER
Notes: Δ Refer to page 1 of Paint Section			
S — Cont'd		S — Cont'd	
Support (air cleaner bracket & intake tube)	9A618	Support assy. (hood reinforcement rear)	16C756-7
Support (air compressor mounting bracket)	2A881	Support assy. (radiator to frame)	8A339
Support (alternator belt guard)	10B385	Support assy. (radiator grille bar to frame)	8A333-4
Support assy. (radiator)	8A297	Support assy. (rear suspension arm)	5555
Support assy. (radiator lower)	8A419	Support assy. (rear view outside mirror lower)	17059,
Support (brake booster)	2B313		17A736
Support (cab suspension position valve)	5C088	Support assy. (rear view outside mirror upper)	17016,
Support (cab to frame rear)	5A036		17A732
Support (cable to floor pan)	7E447	Support assy. (relay to starter cable)	14550
Support (eng. front insulator)	6A057	Support assy. (running board front)	16458
Support (eng. oil level indicator)	6B609	Support assy. (running board rear)	16A486
Support (eng. priming fluid reservoir bracket)	9D836	Support assy. (steering idler arm)	3436
Support (eng. rear splash shield)	16A582-3	Support assy. (throttle control lever)	9E315
Support (eng. stabilizer bumper)	6B042	Support assy. (tractor brake air hose)	2A313
Support (eng. valve rocker arm shaft)	6531	Support assy. (trans.)	7925
Support (exhaust air supply hose)	9C487	Support assy. (trans. converter stator)	7A108
Support (fuel tank)	9053	Support assy. (trans. front cross shaft)	7795
Support (fuel & vapor tube to frame)	9D816	Support & parking brake bellcrank bracket assy.	7B120
Support (fuse junction panel)	14A146	(trans. rear)	
Support (hood air scoop grille)	16774	Switch (brake pressure differential valve warning lamp)	2B264
	16112-3	Switch assy. (A/C & heater servo control)	18C495
Support (hood hinge mtg. bracket)	16888-9	Switch assy. (A/C & heater temp. regulator)	18502
Support (hood latch)	16774,	Switch (starter motor relay solenoid)	11450
	16C682-3	Switch assy. (A/C & heater blower motor)	19986
Support (hood side panel)	8042	Switch assy. (A/C low pressure)	19D983
Support (inlet tube/turbocharger)	9W620	Switch assy. (A/C temperature control)	19A945
Support (parking brake cable)	2A664	Switch assy. (A/C temperature control sensing)	19A673
Support (parking brake lever)	2A707	Switch assy. (air horn blowing)	13A875
Support (parking brake lever sector)	2797	Switch assy. (aux. exhaust brake)	13K724
Support (parking brake signal switch bracket)	15A857	Switch assy. (brake low air pressure)	2A574
Support (P/S oil cooling tube)	3C750	Switch assy. (brake low pressure warning)	2B339
Support (P/S pump)	3C511	Switch assy. (brake warning buzzer)	10B924
Support (P/S reservoir filler tube)	3F550	Switch assy. (brake warning indicator)	2C020
Support (radiator)	16138	Switch assy. (cab latch)	11523
Support (radiator grille)	8182-3	Switch assy. (courtesy lamp)	13713
Support (radiator grille guard)	8B146	Switch assy. (cross axle differential lockout)	4W058
Support (radiator grille upper)	8407,	Switch assy. (differential lockout indicator lamp)	10B853
	8A341	Switch assy. (distributor modulator valve)	12A182
Support (radiator hose)	8A483	Switch assy. (dome and trailer lamp control)	13C730
Support (radiator lower)	8A058,	Switch assy. (electric fuel pump oil pressure)	9344
	8A450	Switch assy. (emergency warning indicator)	13B302
Support (rear wheel splash guard)	16C569	Switch assy. (emergency)	13A350
Support (spare wheel carrier stop bar)	1497	Switch assy. (engine fan control)	14806
Support (steering column)	3B635	Switch assy. (eng. speed limiter)	9E704
Support (trans. control cable to floor pan)	7-7076	Switch assy. (fog lamp)	15A214
Support (trans. gearshift rod)	7E274	Switch assy. (fuel pump manual control)	9A388
Support (trans. mounting)	7A051	Switch assy. (fuel tank selector)	9A050
Support (trans. rear)	7A033	Switch assy. (fuel valve warning override assy.)	9E280
Support (trans. remote control mounting)	7B062	Switch assy. (headlamp dimmer)	13A024
Support (trans. selector control cable to floor pan)	7E447	Switch assy. (headlamp on instrument panel)	11654
Support (transfer case mounting)	7A051-2	Switch assy. (heater)	18578
Support (wiring)	14A194	Switch assy. (ignition)	11572
Support assy. (air cleaner intake tube)	9K615	Switch assy. (instrument panel lamp)	13740
Support assy. (carb. booster venturi)	9A523	Switch assy. (inter axle differential lockout)	4W057
Support assy. (coupling shaft center hearing)	4800	Switch assy. (interior lamp)	13752
Support assy. (eng. air intake tube to frame)	9C692	Switch assy. (low vacuum warning indicator)	10A922
Support assy. (eng. oil filter mounting outer)	6B655-6	Switch assy. (manifold pre-heating plug)	9A444
Support assy. (fuel tank)	9053	Switch assy. (marker lamp blinker)	15443
Support assy. (fuel tank fuel leveling hose)	9A080		

INDEX

PART NAME	GROUP NUMBER	PART NAME	GROUP NUMBER
Notes: Δ Refer to page 1 of Paint Section			
S — Cont'd		T — Cont'd	
Switch assy. (oil temperature warning)	10B921	Terminal (wire)	14461, 14468, 14474
Switch assy. (push button starter)	11450		
Switch assy. (rear axle electric shift automatic)	4107		
Switch assy. (rear axle electric shift control)	4078	Terminal assy. (alternator)	10B373
Switch assy. (roof signal)	13K753	Terminal assy. (wiring)	14A441
Switch assy. (rear axle shift control)	4126	Terminal insulator kit (alternator)	10A383
Switch assy. (speed control)	9C888	Terminal insulator kit (battery)	10A383
Switch assy. (stop light)	13480	Terminal box kit (brake skid control modulator)	2C066
Switch assy. (trans. gearshift neutral)	7A247	Terminal Kit (alternator)	10K330
Switch assy. (turn indicator)	13B302	Terminal kit (starter motor field)	11102
Switch assy. (turn signal & windshield wiper)	13K359	Terminal & plate assy. (starter motor)	11A038
Switch assy. (water temperature indicator lamp)	10884	Thermostat (water)	8575
Switch assy. (window actuator)	14529	Thermostat assy. (A/C evaporator temperature control)	19618
Switch assy. (windshield wiper & washer)	17A553		
Switch & bracket assy. (parking brake signal)	15A851	Thermostat assy. (carb. air cleaner air duct)	9B650
Switch & escutcheon assy. (spotlamp control)	15224	Thermostat assy. (radiator shutter control)	8488
Switch & mounting plate assy. (turn indicator)	13341	Thermostat assy. (windshield wiper motor)	17K437
Switch & wire assy. (light)	11648	Thinners	Δ
Switch repair kit (rear axle shift)	4107	Torque rod kit (rear axle)	4L612
Swivel (carb. choke plate adjusting)	9D563	Transmission assy.	7003
Swivel (engine throttle)	9860	Trans. shifter shaft spring ball kit	7C220
Synchronizer assy. (trans. first & second)	7124	Trans. small parts repair kit	7B331
Synchronizer assy. (trans. second & third speed)	7124	Trap (rear axle filler plug)	4A309
Synchronizer assy. (trans. third & fourth)	7124	Trough (rear axle oil pickup)	4159
		Trough (trans. oil deflector)	7961
T			
Tachograph assy.	17A266	Trunnion (aux. trans. front bearing retainer)	7B022
Tachometer	17360	Trunnion (clutch release lever)	7522
Tandem suspension assy.	5A547, 5888	Trunnion (trans. cover)	7221
		Trunnion (trans. gearshift housing)	7221
Tank (radiator left hand side)	8080	Trunnion (trans. gearshift lever)	7B125
Tank (radiator lower bolt on)	8080	Tube (carb. accelerator pump transfer)	9A501
Tank (radiator right hand side)	8061	Tube (A/C compressor oil inlet)	19D645
Tank (radiator upper bolt on)	8061	Tube (air brake foot control valve to dash tee)	2919
Tank assy. (brake air reservoir)	2063	Tube (air brake foot control valve to front tee)	2897
Tank assy. (fuel)	9002	Tube (air brake foot control valve to manifold fitting)	2A014
Tank assy. (P/S oil reservoir)	3A699		
Tank assy. (radiator supply)	8A080	Tube (air brake foot control valve to rear tee or union first section)	2916
Tank & coil assy. (P/S pump reservoir)	3A697		
Tape (electrical insulating)	Δ	Tube (air brake foot control valve to rear tee second section)	2540, 2923
Tape (masking)	Δ		
Tappet assy. (eng. valve)	6500	Tube (air brake foot control valve to trans. air tee)	2-2937
Tee (air brake line)	18757		
Tee (brake booster control)	2B350	Tube (air brake hand control valve to check valve)	2581
Tee connection (windshield wiper hose to foot control)	17615	Tube (air brake manifold to pressure gauge)	2930
Tee (eng. air inlet)	9C690	Tube (air brake quick release valve to union)	2A059
Tee (exhaust air supply hose connector)	9F471	Tube (air brake relay valve to tee)	2A027, 2-2912
Tee (fuel vapor storage cannister)	9E645	Tube (air brake release valve to fitting)	2050
Tee (windshield washer hose)	17A601	Tube (air brake reservoir connecting)	2571, 2A135, 2918
Tee assy. (brake air compressor to reservoir)	2B433		
Terminal (electric wiring solderless crimp on type)	14294	Tube (air brake reservoir to booster tank end)	2589
Terminal (high tension wire)	14466	Tube (air brake reservoir to relay valve)	2A026
Terminal (spark plug)	14453	Tube (air brake reservoir to tee)	2A146
Terminal (starter motor field)	11102	Tube (air brake tee to front hose connector L.H.)	2915
Terminal (starter motor solenoid coil)	11A031	Tube (air brake tee to front hose connector R.H.)	2914

1990/
TRUCK SERIES 600/900

INDEX

PART NAME	GROUP NUMBER	PART NAME	GROUP NUMBER
Notes: Δ Refer to page 1 of Paint Section			
T — Cont'd		T — Cont'd	
Tube (air brake tee to manifold fitting)	2A078	Tube (brake manifold to trailer shut-off valve)	2B228
Tube (air cleaner to intake manifold)	9B697	Tube (brake manifold to union)	2A141
Tube (air compressor to reservoir at eng.)	2917	Tube (brake pressure reactivator to trailer shut-off)	2B232
Tube (air compressor to reservoir intermediate)	2917	Tube (brake reservoir union to tee)	2A278
Tube (air compressor to union)	2917	Tube (brake shut-off to reactivator valve)	2B227
Tube (air compressor to water pump)	2894	Tube (brake vacuum straight)	2A546
Tube (air reservoir to brake booster)	2-2907	Tube (bulk)	2269
Tube (air reservoir to union)	2904	Tube (carb. air cleaner air intake)	9652, 9A675
Tube assy.-rad.	8N006	Tube (carb. balance)	9A501
Tube assy.-rad. supply intake	8K153	Tube (carb. float bowl connecting)	9534
Tube (air supply line to air starter motor pressure)	11A006	Tube (carb. to distributor extension)	18226
Tube (brake air booster to dash tee)	2570	Tube (check valve to trailer brake air protector valve)	2576
Tube (brake air chamber connecting)	2A495-6	Tube (compressor governor to brake air foot control valve)	2A287-8
Tube (brake air control valve to limit & quick release valve lower)	2A216	Tube (dash tee or foot control valve to air compressor governor)	2913
Tube (brake air control valve to limit & quick release valve upper)	2A215	Tube (eng. crankcase vent)	6758
Tube (brake air foot control valve to dash tee)	2A276	Tube (eng. oil level indicator)	6754
Tube (brake air foot control valve to manifold fitting)	2A285	Tube (eng. governor to carb.)	12B459
Tube (brake air foot control valve to two-way check valve tractor trailer equipment)	2A273	Tube (eng. to air compressor water)	2910
Tube (brake air hand control valve exhaust tractor equipment)	2-2496	Tube (eng. to trans. vacuum)	7B094-5
Tube (brake air hand control valve exhaust tractor trailer equipment)	2A121	Tube (eng. water by-pass to radiator)	8-8562
Tube (brake air hand control valve to foot control valve tractor trailer equipment)	2A307	Tube (exhaust air supply lower)	9A484
Tube (brake air hand control valve to manifold tractor equipment)	2-2499	Tube (exhaust air supply pump outlet)	9B457
Tube (brake air hand control valve to tee)	2-2542	Tube (exhaust gas recirculation valve to exhaust manifold)	9D477
Tube (brake air hand control valve to two-way check valve tractor equipment)	2-2498	Tube (flexible hose to manifold)	2-2338
Tube (brake air hand control valve to two-way check valve tractor trailer equipment)	2A148	Tube (forward rear left wheel air brake)	2-2266
Tube (brake air relay valve to forward rear axle brake tube connector)	2586	Tube (forward rear right wheel air brake)	2-2265
Tube (brake air relay valve to rear brake tube connector)	2A289	Tube (front brake air limiting control valve to foot control valve)	2A210
Tube (brake air reservoir to elbow)	2A109	Tube (fuel)	9291 9323
Tube (brake air reservoir to trailer brake air protector valve)	2592	Tube intermediate (fuel return to tank)	9D297
Tube (brake air straight)	2A540-3	Tube assy. (fuel box to fuel pump)	9R271
Tube (brake booster reservoir to booster)	2A028	Tube box (fuel pump to fuel box)	9R272
Tube (brake booster to tee)	2A140, 2585	Tube assy. (fuel pump to fuel filter)	9R273
Tube (brake check valve to trailer shut-off valve)	2B226	Tube (fuel filler vapor expansion tank to cannister)	9D673-5
Tube (brake foot control valve to tee)	2B229	Tube (fuel tank connector)	9N312
Tube (brake foot control valve to trailer brake air shut-off valve)	2A483	Tube (fuel tank to fuel filter)	9A323
Tube (brake hand control valve)	2B067	Tube (fuel tank vent)	9049
Tube (brake manifold fitting to check valve)	2B234	Tube (heater water inlet)	18698
Tube (brake manifold to air windshield wiper control)	17B448	Tube (heater water outlet)	18663
Tube (brake manifold to control valve)	2B233	Tube (intake manifold intercooler water supply)	9L444
Tube (brake manifold to front brake limiting valve)	2B235	Tube (intake manifold to brake check valve)	2569
		Tube (inlet (turbo charger)	9W619
		Tube (lubrication-fuel inj pump)	9N870
		Tube (jack handle)	17143
		Tube (manifold fitting to air brake compressor governor)	2A116, 2976
		Tube (parking brake air chamber connecting)	2A755-6
		Tube (parking brake control valve to reactivator valve)	2A810
		Tube (parking brake rear wheel L.H.)	2A729

JULY, 1989

COPYRIGHT © 1989—

FORD MOTOR

—DEARBORN, MICHIGAN

COMPANY

NEW ISSUE

INDEX

PART NAME	GROUP NUMBER	PART NAME	GROUP NUMBER
Notes: Δ Refer to page 1 of Paint Section			
T — Cont'd		T — Cont'd	
Tube (parking brake reservoir to relay valve)	2A817	Tube (union to trailer brake air protector valve)	2538
Tube (P/S cooling)	3B748	Tube (vacuum distributor)	12226
Tube (radiator shutter control)	8B108	Tube (water by-pass)	8548-55
Tube (radiator shutter control cylinder to thermostat outlet hose cylinder end)	8A208	Tube (water by-pass eng. to radiator)	8B023
Tube (radiator shutter control cylinder to thermostat outlet hose end)	8A209	Tube (windshield wiper motor air intake)	17B484-7
Tube (radiator shutter control thermostat to union)	8A427	Tube assy. (air brake elbow)	18722, 18733
Tube (radiator shutter thermostat to brake booster line)	8A205	Tube assy. (air cleaner intake)	9C675
Tube (radiator supply tank overflow)	8-8058	Tube assy. (air compressor oil inlet)	2908
Tube (radiator supply tank to eng.)	8002	Tube assy. (brake booster control valve)	2B147
Tube (radiator to supply tank vent)	8003	Tube assy. (brake booster control valve to tee)	2B356
Tube (rear axle differential control valve to manifold hose)	4882	Tube assy. (brake booster inlet)	2352
Tube (rear axle housing)	4012	Tube assy. (brake booster rear)	2352
Tube (rear axle lockout hose to cyl.)	4407	Tube assy. (brake clutch master cylinder to slave cylinder)	2-2443
Tube (rear axle power divider differential lockout control valve to coupling hose)	4486	Tube assy. (brake cylinder connection)	2286
Tube (rear axle power divider differential lockout control valve to divider center)	4496	Tube assy. (brake differential valve to eng.)	2B315
Tube (rear axle power divider differential lockout control valve to divider front)	4415	Tube assy. (brake hydraulic straight)	2K032
Tube (rear axle power divider differential lockout control valve to divider rear)	4416	Tube assy. (brake line)	2265
Tube (rear axle power divider lockout intermediate)	4728	Tube assy. (brake master cylinder to front brake connector)	2-2264
Tube (rear wheel parking brake control valve to foot control valve)	2A726	Tube assy. (brake master cylinder to rear brake tube connector)	2A199
Tube (rear wheel parking brake control valve to foot control valve supply)	2A725	Tube assy. (brake tee to rear axle hose)	2A284
Tube (relay valve to rear wheel brake tube connector)	2-2269	Tube assy. (brake vacuum booster control valve to center control valve)	2-2333
Tube (reservoir to relay valve)	2-2911	Tube assy. (brake vacuum booster control valve to hydraulic cylinder)	2-2337
Tube (reservoir to trailer brake air protector valve)	2-2942	Tube assy. (brake vacuum booster outlet)	2234
Tube (shutter control)	8498	Tube assy. (brake vacuum booster tee to front wheel tee)	2A143
Tube (tee to trailer brake air protector valve)	2A198, 2-2540	Tube assy. (brake vacuum gauge)	2A253
Tube (thermostatic choke control inlet)	9820	Tube assy. (brake vacuum pump to check valve)	2A486, 2A152
Tube (thermostatic choke control outlet)	9819	Tube assy. (carb. air horn to governor)	18214
Tube (trailer brake check valve to air shut-off valve)	2A480	Tube assy. (clutch master cyl. to slave cyl.)	7A512
Tube (trailer brake emergency air supply valve to manifold)	2539	Tube assy. (carb. control valve)	9A501
Tube (trailer brake emergency air supply valve to union)	2-2541	Tube assy. (eng. governor to carb.)	12B451
Tube (trailer brake emergency air supply valve to union tractor trailer)	2A147	Tube assy. (eng. oil level indicator)	6754
Tube (trailer brake emergency valve to reactivator valve)	2B236	Tube assy. (eng. oil pump outlet)	6N778
Tube (trans. aux. shift control)	7B145	Tube assy. (eng. to air compressor water eng. end)	2977
Tube (trans. oil distributor)	7D000	Tube assy. (eng. to trans. front)	7B094
Tube (trans. shift air supply)	7B291	Tube assy. (eng. turbo charger oil return)	6N626
Tube (two-way check valve to trailer brake air protector valve)	2-2538	Tube assy. (eng. turbo charger oil supply)	6N639
Tube (union to brake reservoir)	2-2202	Tube assy. (eng. turbo charger to intake mnfid.)	6N696
		Tube assy. (exhaust air supply)	9B449
		Tube assy. (forward rear right wheel brake)	2A217
		Tube assy. (front brake)	2263-4
		Tube assy. (front brake cylinder connection)	2A335
		Tube assy. (front disc brake)	2A361
		Tube assy. (front wheel spindle connecting rod)	3281
		Tube assy. (fuel)	9289
		Tube assy. (fuel injector)	9A555
		Tube assy. (fuel injector leak off)	9A564
		Tube assy. (fuel filter to fuel pump)	9C330
		Tube assy. (fuel tank level)	9K142

1990/
TRUCK SERIES 600/900

INDEX

PART NAME	GROUP NUMBER	PART NAME	GROUP NUMBER
Notes: Δ Refer to page 1 of Paint Section			
T — Cont'd		V — Cont'd	
Tube assy. (fuel injection return to fuel tank)	9D308	Valve (brake air reservoir safety)	2A550
Tube assy. (fuel line)	2265	Valve (brake pressure differential)	2B257
Tube assy. (fuel inj. ret. to tank)	9C273	Valve (brake skid control modulator)	2C063
Tube assy. (fuel pump to carb.)	9369	Valve (carb. suspension position control)	5C065
Tube assy. (fuel tank outlet)	9236-7	Valve (carb. accelerator pump discharge needle)	9A516
Tube assy. (fuel tank to pump end kit assy.)	9A323	Valve (cab suspension position control)	5C065
Tube assy. (fuel vapor chamber to canister)	9D673	Valve (eng. air cleaner dirt ejector)	9D663
Tube assy. (fuel vapor storage canister purge outlet)	9D667	Valve (eng. exhaust)	6505
Tube assy. (fuel vapor tank to canister)	9D683	Valve (eng. intake)	6507
Tube assy. (fuel injection)	9P699	Valve (eng. positive crankcase vent P.C.V.)	6A666
Tube assy. (intake manifold air vent)	9-9452-3, 9A464	Valve (front disc brake pressure control)	2B091
		Valve (fuel pump)	9358
Tube assy. (intake manifold water cooler)	9N491	Valve (power brake booster check)	2365
Tube assy. (left hand brake forward rear axle)	2A218	Valve (carb. accelerator pump check)	9576
Tube assy. (master cylinder to rear brake hose)	2A272	Valve (compressor)	19A990
Tube assy. (oil pressure indicator)	9B278	Valve (P/S flow control)	3B694
Tube assy. (outlet fuel filter)	9A274	Valve (P/S gear piston poppet)	3E622
Tube assy. (P/S pressure line to pump)	3836	Valve (P/S relief)	3A561
Tube assy. (radiator shutter)	8493	Valve (trans. control)	7C389
Tube assy. (radiator shutter control thermostat)	8A096	Valve (w/wiper motor pressure regulator)	17B468
Tube assy. (radiator shutter control to air cyl.)	8494	Valve assy. (A/C compressor high pressure)	19A990
Tube assy. (rear brake)	2267	Valve assy. (A/C compressor low pressure)	19752
Tube assy. (rear brake hose to valve)	2B255	Valve assy. (A/C evaporator expansion)	19849
Tube assy. (steering column)	3514	Valve assy. (A/C evaporator suction throttle)	19D580
Tube assy. (tee to forward rear axle brake hose)	2-2239, 2A283	Valve assy. (A/C & heater vacuum selector)	19B888
		Valve assy. (air brake quick release)	2A095, 18711
Tube assy. (tee to rear brake hose)	2-2277		
Tube assy. (trans. oil cooler inlet & outlet)	7A030-1	Valve assy. (air by-pass)	9B289
Tube assy. (trans. oil filler)	7A228	Valve assy. (anti backfire)	9B298
Tube assy. (tube connector to rear brake hose)	2265	Valve assy. (brake air foot control)	2A270
Tube assy. (turbo charge inlet)	9W623	Valve assy. (brake air hand control)	2A747
Tube & bracket assy. (heater water outlet)	18B402	Valve assy. (brake air hand control tractor equipment)	2949
Tube & clamp assy. (P/S cyl.)	3N666		
Tube & hose repair kit (compressor to eng.)	2912	Valve assy. (brake air limiting control)	2A208
Tube & indicator assy. (eng. oil level)	6B667	Valve assy. (brake air pressure actuator)	2B139
Tube & sleeve assy. (fuel vapor purge inlet)	9E630	Valve assy. (brake air pressure regulator)	2A435
Tube installation kit (oil pressure gauge)	9F280	Valve assy. (brake booster master cyl.)	2178
Tubing (air horn)	13930	Valve assy. (brake inverted relay)	2B431
Tune-up kit (carb.)	9A586	Valve assy. (brake moisture ejector)	2A131
Turbine assy. (trans. converter)	7920	Valve assy. (brake double check)	2K119
Turbocharger (eng. exhaust drive)	6K682	Valve assy. (brake skid control modulator)	2C070
Turnbuckle (trans. shift rod)	7E057, 7819	Valve assy. (brake reservoir)	2A783
		Valve assy. (brake reservoir check)	2B170
U		Valve assy. (brake skid control modulator valve internal)	2C105
"U" bolt (front spring)	5455	Valve assy. (brake two-way check tractor equipment)	2575
"U" bolt (P/S cyl. tube)	3E654		
"U" bolt (rear spring)	5705	Valve assy. (cab safety tilt)	5A388
Undercoating	Δ	Valve assy. (carb. float bowl vent)	9E589
Union (fuel inlet adapter)	9L583	Valve assy. (cooling control)	8C605
Union assy. (air brake tubing)	18763	Valve assy. (distributor vacuum control)	12A091
Universal joint kit (drive line)	4635	Valve assy. (distributor vacuum control check)	12A197
Upholstery color reconditioners	Δ	Valve assy. (drain cock & bleed)	8B295
Used car reconditioning materials	Δ	Valve assy. (eng. primer)	9189
V		Valve assy. (eng. water filter)	8A431
Valve (A/C compressor pressure relief)	19D644	Valve assy. (exhaust air recirculation solenoid vacuum)	9D474
Valve (air check)	9961		
Valve (air horn control)	13910	Valve assy. (exhaust gas recirculation vacuum load control)	9F424

JULY, 1989

INDEX

PART NAME	GROUP NUMBER	PART NAME	GROUP NUMBER
Notes: Δ Refer to page 1 of Paint Section			
V — Cont'd		W — Cont'd	
Valve assy. (exhaust air supply check)	9A487	Washer (eng. camshaft sprocket)	6278
Valve assy. (fan thermo control)	8K612	Washer (eng. crankshaft pulley retaining)	6378
Valve assy. (exhaust gas recirculation)	9D475	Washer (eng. valve rocker arm shaft spring)	6598
Valve assy. (exhaust gas recirculation vacuum control)	9D473	Washer (eng. vibration damper to crankshaft)	6378
Valve assy. (fuel sediment drain)	9J305	Washer (front air brake camshaft thrust)	2236
Valve assy. (fuel shut-off)	9189	Washer (front air brake shoe actuator lock)	2B010
Valve assy. (fuel tank vent)	9A153	Washer (front axle differential side gear thrust)	4228
Valve assy. (fuel tank selector)	9189	Washer (front brake shoe retainer pin "C")	2087
Valve assy. (fuel vapor)	9B593	Washer (front brake shoe retaining pin)	2053
Valve assy. (fuel vapor storage canister)	9B963	Washer (front hub outer bearing retainer)	1195
Valve assy. (heater water control)	1B495	Washer (front shock absorber)	18A065
Valve assy. (P/S control valve return port relief)	3-3710	Washer (front spring adjustment)	5A331
Valve assy. (P/S pump)	3A561	Washer (fuel injection pump control lever)	9R532
Valve seat assy. (air horn control)	13A910	Washer (fuel injection pump leak off tube)	9N661
Thermostat (eng. air cleaner)	9B650	Washer (fuel injector sealing)	9E529
Valve assy. (exhaust control)	9A427	Washer (fuel injection pump inlet plug)	9D537
Valve assy. (rear axle power divider differential lockout control)	4484	Washer (fuel pump discharge hose retainer gasket)	9A364
Valve assy. (rear axle shift control)	4589	Washer (high speed clutch plate thrust)	4147
Valve assy. (rear suspension level)	5A712	Washer (parking brake deflector reinforcement)	2D614
Valve assy. (rear wheel parking brake air control)	2A622	Washer (parking brake pinion bearing cage)	2A614
Valve assy. (tractor brake air protector)	2951	Washer (power divider idler pump shaft)	4593
Valve assy. (trailer brake emergency air supply)	2A224	Washer (P/S cylinder control valve centering)	3C517
Valve assy. (trans. control)	7312	Washer (P/S gear actuator locking)	3E573
Valve assy. (trans. control slave)	7D292	Washer (P/S gear actuator thrust bearing)	3E575
Valve assy. (trans. front clutch piston check)	7D292	Washer (P/S gear adapter)	3C559
Valve assy. (windshield washer)	17A614	Washer (P/S gear sector cover backup seal)	3E560
Valve assy. kit (radiator pressure relief)	8B131	Washer (P/S gear shaft & control adjusting screw backup seal)	3C559
Valve kit (carb. fuel inlet)	9564	Washer (P/S gear valve assy. adjusting nut)	3321
Valve repair kit (brake booster control)	2C238	Washer (P/S gear valve assy. thrust bearing inner)	3321
Valve repair kit (P/S cyl. control)	3C656	Washer (P/S gear valve assy. thrust bearing outer)	3321
Valve repair kit (P/S drag link control)	3A650	Washer (P/S gear valve assy. thrust bearing retaining)	3321
Valve & seat assy. (carb. fuel inlet)	9564	Washer (radiator mounting bolt lock)	8C002
Vent (front axle housing)	4022	Washer (rear axle carrier to cover)	4A143
Vent (rear axle housing)	4022	Washer (rear axle carrier to housing stud)	4326
Vent (transfer case cover)	7034	Washer (rear axle differential bearing adjuster lock bolt)	4326
Vent (trans. gearshift housing)	7034	Washer (rear axle differential bearing cap bolt)	4326
Vent assy. (fuel tank)	9A082	Washer (rear axle differential case bolt)	4A147
Vent assy. (trans. case)	7034	Washer (rear axle differential pinion thrust)	4230,
Vent assy. (trans. case air valve)	7034		4637
Vent assy. (trans. rear cross shaft housing)	7034	Washer (rear axle differential planetary gear thrust)	4A007
Venturi (P/S pump)	3760	Washer (rear axle differential sliding clutch gear plate)	4147
Voltmeter assy. (instrument cluster)	10797	Washer (rear axle differential side gear thrust)	4228
W		Washer (rear axle drive pinion flange)	4329
Washer (air brake adjuster retaining)	2130	Washer (rear axle drive pinion grease retainer)	4019
Washer (battery cover spacer)	10A821	Washer (rear axle drive pinion transfer gear)	4586-7
Washer (battery terminal corrosion arrestor)	10A717	Washer (rear axle driving pinion)	4637
Washer (brake air chamber clevis)	2L280	Washer (rear axle input shaft nut)	4637
Washer (brake drum bolt)	1A122	Washer (rear axle push rod)	4345
Washer (brake shoe adjusting)	2052	Washer (rear axle pinion thrust)	4230
Washer (brake shoe anchor pin)	2029	Washer (rear axle output shaft flange retaining)	4637
Washer (brake shoe hold down spring)	2066	Washer (rear axle output flange to bearing)	4319
Washer (brake slack adjuster inner)	2130	Washer (rear axle pinion bearing thrust)	4667
Washer (clutch brake disc)	7A599		
Washer (distributor driven gear thrust)	12179		
Washer (distributor shaft thrust upper)	12179		

1990/
TRUCK SERIES 600/900

INDEX

PART NAME	GROUP NUMBER	PART NAME	GROUP NUMBER
Notes: Δ Refer to page 1 of Paint Section			
W — Cont'd		W — Cont'd	
Washer (rear axle power divider input shaft)	4454	Washer (trans. planet carrier thrust)	7A166
Washer (rear axle power divider input shaft thrust)	4445	Washer (trans. reverse idler gear bushing thrust)	7728
Washer (rear axle ring gear to case bolts)	4326	Washer (trans. reverse idler gear thrust)	7029, 7728
Washer (rear axle shift fork push rod)	4345	Washer (trans. reverse gear)	7173
Washer (rear axle shift fork seat)	4390	Washer (trans. reverse gear thrust)	7728
Washer (rear axle shift motor stud)	4B147	Washer (trans. reverse idler)	7482
Washer (rear axle torque arm retaining)	4610	Washer (trans. reverse idler sleeve)	7067
Washer (rear shock absorber stud)	18039-40	Washer (trans. output shaft bearing)	17288
Washer (rear spring "U" bolt)	5A570	Washer (trans. tailshaft rear bearing)	17288
Washer (rear suspension hanger pin)	5880	Washer (transfer case direct drive gear)	7067
Washer (rear suspension support arm)	5A552	Washer (transfer case input shaft bearing)	7067
Washer (rear wheel bearing nut lock)	1124	Washer kit (brake air chamber)	2F488-9
Washer (starter motor armature thrust)	11036	Washer kit (trans. output shaft)	7173
Washer (starter motor field terminal)	11093	Waxes	Δ
Washer (starter motor field terminal insulating)	11094	Wear sleeve & oil seal kit (forward axle input yoke)	4A573
Washer (starter motor field terminal screw)	11095	Wear sleeve & oil seal kit (forward axle output yoke)	4A478
Washer (steering gear sector shaft)	3E560	Wear sleeve & oil seal kit (rear axle input yoke)	4A676
Washer (steering gear worm sector thrust)	3579	Weatherstrip (front fender to wheelhouse)	16277
Washer (steering shaft coupling bolt)	3C660	Weatherstrip (radiator splash rear shield)	8B004
Washer (steering shaft locator)	3E524	Weatherstrip (radiator splash rear shield side)	8B043
Washer (trans. aux. output shaft reduction gear)	7B334	Wedge (air brake actuating)	2B210
Washer (trans. aux. rear drive gear)	7B334	Wedge (brake shoe actuating)	2B201
Washer (trans. aux. reduction gear)	7117	Wedge (brake stop boot repair kit)	2B213
Washer (trans. converter reactor thrust primary)	7937	Wedge (front axle spring seat)	5A313
Washer (trans. countershaft cluster gear thrust)	7119	Wedge (rear axle spring seat)	4357, 5A313
Washer (trans. countershaft rear bearing retaining)	7B196	Wedge assy. (front air brake actuating)	2B000
Washer (trans. countershaft retainer)	7198	Wedge assy. (rear air brake actuating)	2B024
Washer (trans. countershaft thrust)	7119	Wedge actuated brake repair kit	2B214
Washer (trans. front pump support thrust)	7D014	Weight (carb. pump discharge ball)	9B511
Washer (trans. input shell thrust)	7D066	Weight (distributor eng. governor)	12498
Washer (trans. intermediate brake drum thrust)	7C096	Weight (eng. governor)	18210
Washer (trans. main shaft thrust)	7019	Weight (trans. converter cover balance)	7955
Washer (trans. mainshaft intermediate drive gear and aux. sliding clutch)	7173	Weight (wheel balance)	1040
Washer (trans. output shaft bearing)	7029	Weight assy. (distributor)	12188
Washer (trans. output shaft first speed gear thrust)	7071, 7119	Weight & bushing assy. (distributor eng. governor)	12493
Washer (trans. output shaft first, second and reverse)	7173	Wheel assy.	1007
Washer (trans. output shaft fourth speed gear thrust)	7069	Wheel assy. (A/C blower motor)	19834
Washer (trans. output shaft hub thrust)	7D422	Wheel assy. (steering)	3600
Washer (trans. output shaft nut)	7B196	Wick (distributor shaft)	12133
Washer (trans. output shaft second speed gear)	7069	Window kit (sliding back)	442B30
Washer (trans. output shaft second speed gear thrust)	7056	Windshield wiper drive link pivot kit)	17N433
Washer (trans. output shaft third speed gear thrust)	7029, 7033, 7056, 7069, 7071, 7117, 7173	Wiper assy. (rear axle shaft)	1174
Washer (trans. output shaft thrust rear)	7B368	Wire	14296
		Wire (carb. governor diaphragm cover seal)	9990
		Wire (ignition module jumper)	12A209
		Wire assy. (A/C clutch feed)	19B573
		Wire assy. (A/C jumper)	19D887
		Wire assy. (A/C & heater blower motor switch feed)	18B303
		Wire assy. (A/C thermostat to clutch)	19A885
		Wiring assy. (accessory feed from ignition switch-circuit 297A-8.5 OHMS)	10A665
		Wiring assy. (alternator rectifier)	10397
		Wire assy. (alternator regulator)	10A589

ALPHABETICAL INDEX CHASSIS PARTS 1990/
TRUCK SERIES 600/900

INDEX

PART NAME	GROUP NUMBER	PART NAME	GROUP NUMBER
Notes: Δ Refer to page 1 of Paint Section			
W — Cont'd		W — Cont'd	
Wire assy. (alternator regulator adapter)	10A609	Wire assy. (heater overheat switch)	18B519
Wire assy. (alternator to starter motor solenoid)	10K304	Wire assy. (heater switch to blower motor)	18A586
Wire assy. (alternator to voltage regulator)	14305	Wire assy. (heater switch to fuse panel)	14323
Wire assy. (backup lamp switch extension)	15A545	Wire assy. (horn)	13N866
Wire assy. (backup lamp switch to rear lamp feed)	15525	Wire assy. (horn jumper)	13A840
Wire assy. (body main extension)	14A333	Wire assy. (horn switch)	14308
Wire assy. (brake low air pressure switch connector)	2K146	Wire assy. (ignition coil)	14A035
Wire assy. (brake moisture ejection valve)	2B555-6	Wire assy. (ignition coil resistor)	12336
Wire assy. (brake skid control actuator)	2B516	Wire assy. (ignition coil to distributor high tension)	12298
Wire assy. (brake skid control extension)	2C011	Wire assy. (ignition current amplifier extension)	12045
Wire assy. (brake skid control modulator to sensor)	2B572	Wire assy. (ignition feed)	14313
Wire assy. (brake skid control speed sensor)	2B392	Wire assy. (ignition jumper)	12060
Wire assy. (brake warning indicator)	2N248	Wire assy. (ignition relay to starting motor relay)	14A195
Wire assy. (brake warning lamp)	10K845	Wire assy. (ignition switch to fuel pump switch)	9A342
Wire assy. (brake warning lamp exterior)	2B324	Wire assy. (indicator lamp)	13A705
Wire assy. (C.B. radio jack feed)	18A919	Wire assy. (instrument cluster)	14A104
Wire assy. (carburetor emission control solenoid)	9D857	Wire assy. (instrument cluster)	9272
Wire assy. (carb. emission control solenoid feed)	9D863	Wire assy. (instrument cluster feed)	10B942
Wire assy. (charge indicator)	10A665	Wire assy. (instrument cluster voltage regulator ballast resistor)	10817
Wire assy. (cigar lighter to fuse panel)	15A046	Wire assy. (interior lamp feed)	10D877
Wire assy. (circuit breaker feed)	14A285	Wire assy. (interior lamp feed jumper)	13A719
Wire assy. (courtesy lamp)	13B711, 13A724	Wire assy. (instrument panel to dash panel)	13A718
Wire assy. (courtesy lamp feed)	13B712	Wire assy. (intake manifold pre-heater plug switch)	14401
Wire assy. (dash panel to eng.)	14398	Wire assy. (interior lamp)	9A451
Wire assy. (dash panel to eng. gauge feed)	14289	Wire assy. (junction panel jumper)	13A709
Wire assy. (dash panel to headlamp junction)	14290	Wire assy. (low air pressure buzzer to switch)	14K725
Wire assy. (dash panel to headlamp junction extension)	14A408	Wire assy. (low coolant level warning)	14346
Wire assy. (differential temp. sender)	10B858	Wire assy. (low vacuum warning indicator)	10D969
Wire assy. (differential temp. gauge feed)	10B860	Wire assy. (main jumper)	10A920
Wire assy. (extension)	9F291	Wire assy. (marker lamp front to rear)	14A411
Wire assy. (distributor breaker ground)	12264	Wire assy. (marker lamp platform)	15A410
Wire assy. (extension inst. panel lamp)	13K726	Wire assy. (marker lamp to switch)	15A411-2
Wire assy. (turn signal jumper)	13A323	Wire assy. (marker lamp to switch)	15A404
Wire assy. (distributor primary terminal)	12216	Wire assy. (marker lamp to switch)	15A406-7
Wire assy. (distributor to spark plug radio resistance)	12286	Wire assy. (market lamp switch jumper)	15A407
Wire assy. (dome lamp ground)	13A743	Wire assy. (oil pressure & water temperature indicator sender)	10A997-8
Wire assy. (eng. block heater)	6B018	Wire assy. (oil pressure indicator sender jumper)	9F316
Wire assy. (eng. gauge feed jumper)	14A219	Wire assy. (oil pressure indicator switch to relay)	9A281
Wire assy. (eng. governor select switch to solenoid)	12A494	Wire assy. (parking brake switch)	15K857
Wire assy. (eng. to frame)	14324	Wire assy. (power divider differential lockout warning lamp)	10B846
Wiring assy. (exhaust brake control)	14W408	Wire assy. (radio speaker)	19A041
Wiring assy. (exhaust brake control valve actuating)	14W407	Wire assy. (rear axle shift circuit breaker to ignition)	14665
Wire assy. (fan motor)	14K095	Wire assy. (rear axle shift control switch)	14668
Wire assy. (fog lamp)	15A211	Wire assy. (rear axle electric shift)	4996
Wire assy. (fuel gauge tank unit ground)	14176	Wire assy. (rear axle shift motor to control extension)	14674
Wire assy. (fuel pump)	9A350	Wire assy. (rear axle shift motor to control switch)	14667
Wire assy. (fuel shut-off solenoid feed)	9A451	Wire assy. (rear lamp)	14405
Wire assy. (fuel tank selector valve to solenoid switch)	9A001	Wire assy. (rear lamp connector)	13A409
Wire assy. (fuel tank sender)	14406	Wire assy. (rear lamp ground)	13A455
Wire assy. (fuel valve feed)	9E306	Wire assy. (rear view outside mirror lamp feed)	17B719-20
Wire assy. (headlamp)	13A006	Wire assy. (relay feed extension)	14A413
Wire assy. (headlamp leads)	13076	Wire assy. (road lamp feed)	15237
Wire assy. (heater coil negative)	18B520	Wire assy. (road lamp lead)	15244

1990/
TRUCK SERIES 600/900

INDEX

PART NAME	GROUP NUMBER	PART NAME	GROUP NUMBER
Notes: Δ Refer to page 1 of Paint Section			
W — Cont'd		W — Cont'd	
Wire assy. (speed control extension)	9C887	Wire assy. (water temperature indicator)	10B886
Wire assy. (spotlight switch jumper)	15689	Wire assy. (window regulator)	14630
Wire assy. (starter motor circuit jumper extension warning)	11A103	Wire assy. (windshield wiper motor)	17A490
Wire assy. (starter motor relay to starter)	11A003	Wire assy. (windshield wiper switch to motor)	17B587
Wire assy. (speed control)	9A840	Wire harness (controller & valve modulator)	2C071
Wiring assy. (rear axle control-jumper)	14A107	Wire & bracket assy. (brake skid control sensor)	2B430
Wire assy. (relay feed extension)	14A413	Wire & plug assy. (trailer lamps)	15436
Wire assy. (stop lamp switch jumper)	13A427	Wire & socket assy. (brake air pressure gauge)	14698
Wire assy. (starter circuit jumper)	12638	Wire and socket assy. (Instrument cluster control lamp)	10D839
Wire assy. (starter motor relay to circuit breaker)	14A237	Wire set (spark plug)	12259
Wire assy. (stop lamp switch)	13A411	Wire terminal kit	14294
Wire assy. (stop lamp switch relay)	13A612	Wiring assy. (low vacuum warning indicator jumper)	10B847
Wire assy. (tachometer lamp)	14064	Wiring assy. (tachometer feed)	17B280
Wire assy. (temperature sender extension)	14K073	Wiring assy. (rear axle control-jumper)	14A107
Wire assy. (throttle module control)	9E724	Y	
Wire assy. (throttle module control extension)	9B911	Yoke (cab lock main hook camshaft pivot)	5117
Wire assy. (tractor trailer lamp feed)	13A576	Yoke (coupling shaft flange)	4866
Wire assy. (trans. retarder oil temperature)	7B379	Yoke (eng. governor throttle control)	18211
Wire assy. (trans. temperature sender)	10B939	Yoke (starter motor drive)	11077
Wire assy. (turn indicator jumper)	13A329	Yoke (steering column coupling shaft slip)	3814
Wire assy. (turn signal jumper)	13A318	Yoke (steering shaft coupling and u/joint)	3K704
Wire assy. (voltage regulator extension)	10A545	Yoke (trans. input shaft)	7089
Wire assy. (warning indicator)	14A313	Yoke (trans. output shaft)	7089

INDEX

Included in the Paint Section are the following:

	U.S.	Page No.	Canada
Paints, Thinners, etc.,			
Sealers and Undercoats	2		2
Lacquers and Synthetic Enamels			
Interior Paints	2,3		2,3
Exterior Paints			
Listed by Certification Label	3,4		3,4
Appearance and Maintenance Materials			
Paints and Refinishing Materials	5		9
Cleaners, Waxes, and Polishes	5		9
Clear Vision Aids	5		9
Cooling System Aids	5		9
Motor Oils and Lubricants	6,7		9,10
Sealers and Adhesives	7		10
Special Products	7,8		11
Used Truck Reconditioning Materials	12		12
Ford Specification No. to Part No.			
Cross Reference List	13 thru 15		

LIQUID MEASURE

Most liquid measures listed in this catalog are in U.S. sizes; however, those measures which are specified for unique Canadian parts are in Imperial or Metric sizes.

The capacity in ounces and litres for both U.S. and Imperial measures are specified below:

	1/2 PT.	PINT	QUART	GALLON
Imperial	10 oz. (284.1 ml)	20 oz. (568.2 ml)	40 oz. (1.136 l)	160 oz. (4.55 l)
U.S.	8 oz. (236.6 ml)	16 oz. (473.1 ml)	32 oz. (.946 l)	128 oz. (3.78 l)

1990/
TRUCK SERIES 600/900

PAINTS, THINNERS, ETC.
U.S. and CANADIAN USAGE

DESCRIPTION	PART NUMBER	DESCRIPTION	PART NUMBER
SEALERS and UNDERCOATS		SEALERS and UNDERCOATS — Cont'd	
Primer—touch-up spray—medium gray — 13 oz. aerosol can—not avail. in Canada	M6J 12-H	Plastic primer—for polypropylene interior parts— 13 oz. spray can	D7AZ 19000-B
Interior primer — interior parts of electron cure coated ABS plastic — 13 oz. spray can —this adhesion improving sealer does not contain polychlorinated biphenyl (PCB).	D7AZ 19000-C	Plastic Primer—for polypropylene interior parts — 12 oz. (340g) aerosol can	E8AZ 19000-A

LACQUERS AND SYNTHETIC ENAMELS
INTERIOR PAINTS

YEAR	INTERIOR TRIM	INTERIOR LOCATION	INTERIOR PAINT	
	COLOR/CODE	-I/P=Instrument panel -U/P=Upper instrument panel -S/C=Steering column -I/C=Other interior components	COLOR	PART NUMBER
		I/P U/P S/C I/C		SUFFIX 15 OZ. 13 OZ.

PASSENGER AREA - LACQUER-SPRAY CAN

U.S. and CANADIAN USAGE

*Black components may be included in any trim scheme - use 2083 for black metallic, M4J 1724- H for black non-metallic and/or M4J 4149-H for charcoal black

%Painted black or exterior body color #For exposed interior sheet metal surfaces painted exterior body color - refer to exterior paint section

C - CT SERIES

90	Black, Charcoal or Gray— All Trim Codes	%	%	%	#				
----	--	---	---	---	---	--	--	--	--

CL-CLT SERIES

90	Charcoal-A	*	*	*	#				
		I/P	U/P	S/C	I/C	Charcoal Black	M4J	4149	H
90	Charcoal/Smoke-G	*	*	*	*				
		I/P	U/P	S/C	I/C	Charcoal Black	M4J	4149	H
					I/C	Smoke	M4J	4179	H
90	Tan/Chestnut-L	*	*	*	*				
		I/P	U/P	S/C	I/C	Chestnut	M4J	4187	H
					I/C	Desert Tan (med.)	M4J	4145	H
90	Chestnut-K	*	*	*	*				
		I/P	U/P	S/C	I/C	Chestnut	M4J	4187	H

F-FT SERIES

90	Charcoal-A				#				
		I/P	U/P			Charcoal (dark)	M4J	4148-H	
				S/C		Charcoal Black	M4J	4172-H	
					I/C	Smoke	M4J	4179-H	
90	Chestnut-K	*	*	*	#				
		I/P	U/P	S/C	I/C	Chestnut	M4J	4187	H

1990/
TRUCK SERIES 600/900

LACQUERS AND SYNTHETIC ENAMELS

INTERIOR PAINTS

YEAR	INTERIOR TRIM	INTERIOR LOCATION				INTERIOR PAINT			
	COLOR/CODE	-I/P=Instrument panel -U/P=Upper instrument panel -S/C=Steering column -I/C=Other interior components				COLOR	PART NUMBER		
		I/P	U/P	S/C	I/C				
							15 OZ.	13 OZ.	

PASSENGER AREA - LACQUER-SPRAY CAN - Cont'd

U.S. and CANADIAN USAGE

*Black components may be included in any trim scheme - use 2083 for black metallic, M4J 1724- H for black non-metallic and/or M4J 4149-H for charcoal black

%Painted black or exterior body color #For exposed interior sheet metal surfaces painted exterior body color - refer to exterior paint section

L - LN - LNT - LT - LTL - LTS SERIES

90	Charcoal-A	*	*	*	#				
		I/P	U/P	S/C	I/C	Charcoal Black	M4J	4149	H
90	Charcoal/Smoke-G	*	*	*	#				
		I/P	U/P	S/C	I/C	Charcoal Black	M4J	4149	H
					I/C	Smoke	M4J	4179	H
90	Tan/Chestnut-L	*	*	*	*				
					#				
		I/P	U/P	S/C	I/C	Chestnut	M4J	4187	H
					I/C	Desert Tan (med.)	M4J	4145	H
90	Chestnut-K	*	*	*	*				
					#				
		I/P	U/P	S/C	I/C	Chestnut	M4J	4187	H

LACQUERS AND SYNTHETIC ENAMELS

EXTERIOR PAINTS

U.S. and CANADIAN USAGE

C O D E	YEAR	NAME	ACRYLIC LACQUER				
			PART NUMBER		SUFFIX		
			PREFIX	BASE	1/2 OZ.	5 OZ. SPRAY #	

* Certification label, φ Clear coat colors #Aerosol spray AL81-clr. NO.-H not available in Canada

	90	Primer/Filler	AL81	1000	B	H
	90	Flat Black	AL81	1724	GB	GH
	90	Clear Gloss Lacquer	φ AL81	6000	B	H
AL	90	Chrome Yellow	AL81	1526	B	H
AM	90	Deep Sienna	φ AL81	6460	B	
AN	90	Light Sienna	φ AL81	6461	B	
AV	90	Light Desert Tan	AL81	5934	B	H
CE	90	Dark Chestnut Metallic	φ AL81	6262	B	H
EJ	90	Dark Canyon Red Metallic	AL81	5925	B	H
EK	90	Wild Strawberry	φ AL81	6342	B	H
ER	90	Light Red	φ AL81	6034	B	
ET	90	Rangoon Red	AL81	5696	B	H
EU	90	Candyapple Red	AL81	5681	B	H
MC	90	Light Crystal Blue	φ AL81	6328	B	H
MG	90	Bright Regatta Blue Metallic	AL81	5979	B	H
MJ	90	Dark Shadow Blue Metallic	AL81	6196	B	H
ML	90	Twilight Blue	φ AL81	6290	B	H
MN	90	Ultra Blue	φ AL81	6383	B	H

APPEARANCE and MAINTENANCE MATERIALS

U.S. USAGE

PART NUMBER	DESCRIPTION	PART NUMBER	DESCRIPTION
PAINTS and REFINISHING MATERIALS		CLEANERS, WAXES and POLISHES -- Cont'd	
D7AZ 19000-A	Paint (argent lacquer) -- 13 oz spray can	E2AZ 19526-A	Automotive Fabric Spot Lifter--for use on most automotive cloth fabrics and carpets -- (12) 6.5 oz. aerosol cans w/brush cap
CLEANERS, WAXES and POLISHES			
B7A 19520-AA	Tar and road oil remover -- (12) 16 oz. cans	B7AZ 19530-AA	Custom Silicone Gloss Polish -- (12) 16 fl. oz. bottles
B7A 19521-AA	Spot and Stain Remover (chlorothene cleaner) -- (12) 1 pt. cans	B7A 19530-B	New Car Prep -- (2) 1 gal. cans
E0AZ 19521-AA	Cleaner--leather and vinyl -- (12) 16 oz. plastic bottles	E6AZ 19530-AA	Custom Vinyl Protectant --used to enhance the beauty of interior and exterior vinyl, rubber, leather and plastic surfaces -- (12) 12 fl. oz. bottles w/pump spray
8A 19522-A	Custom Bright Metal Cleaner -- (12) 16 fl. oz. bottles	E6AZ 19530-B	Vinyl Protectant--used to enhance the beauty of interior and exterior vinyl, rubber, leather and plastic surfaces -- (4) 1 gal. (3.785l) plastic bottles
B8A 19523-AA	Multi-Purpose Cleaner concentrate -- for vinyl and leather trim --white sidewall tires --vinyl and convertible tops --automobile rugs and upholstery --automobile exteriors -- (12) 1 qt. plastic bottles	B4A 19534-AA	Custom Paste Wax -- (12) 8 oz. cans
B8A 19523-B	Multi-Purpose Cleaner concentrate -- for vinyl and leather trim --white sidewall tires --vinyl and convertible tops --automobile rugs and upholstery --automobile exteriors -- (6) 1 gal. plastic bottles	E4AZ 19534-AA	Custom Cream Wax--w/applicator -- (12) 8 oz. cans
B8A 19523-C	Multi-Purpose Cleaner concentrate -- for vinyl and leather trim --white sidewall tires --vinyl and convertible tops --automobile rugs and upholstery --automobile exteriors -- 55 gal. drum	CLEAR VISION AIDS	
E8AZ 19523-AA	Upholstery Cleaner (Extra strength) -- (12) 14 oz. aerosol cans	E4AZ 19C507-AA	Ultra-Clear Spray Glass Cleaner -- (12) 18 oz. aerosol cans
C9AZ 19523-A	Wash and wax concentrate -- (4) 1 gal. plastic containers	C9AZ 19550-AA	Ultra Clear Windshield Washer concentrate -- (12) 16 oz. plastic bottles
D6AZ 19523-AA	One-Step Wash and Wax concentrate -- (12) 16 fl. oz. bottles	C9AZ 19550-BA	Ultra Clear Windshield Washer concentrate -- (12) 32 oz. plastic bottles
E0AZ 19526-AA	Triple Clean--for leather and vinyl trim --vinyl and convertible tops --not for use on cloth fabrics -- (12) 16 oz. bottles w/pump spray	COOLING SYSTEM AIDS	
E0AZ 19526-BA	Whitewall Tire Cleaner--extra--strength -- (12) 16 fl. oz. bottles	D6AZ 19A503-AA	Cooling System Flush (non acid) -- (12) 12 oz. cans
E0AZ 19526-C	Whitewall Tire Cleaner -- (4) 1 gal. jugs	E2FZ 19549-AA	Ford Cooling System Fluid (permanent anti-freeze) -- not for use with FTO diesel engines -- (6) 1 gal. cans
		E2FZ 19549-B	Ford Cooling System Fluid (permanent anti-freeze) -- not for use with FTO diesel engines -- 55 gal. drum
		E6HZ 19549-A	Cooling system fluid--used with FTO diesel engines -- 55 gal. (208 liters) drum
		D9AZ 19558-A	Protector Pellets (cooling system) -- 2 pellets per card--24 cards per carton
		*RA-1	
		D9AZ 19558-PAK	Kit--Protector Pellets (cooling system) --consists of 48 pellet cards and 1 fender cover
		*RA-1000	
		E6AZ 19558-A	Protector Powder (cooling system) -- (20) 3/4 oz. tubular plastic containers on a display carton
		*RA-2	

1990/
TRUCK SERIES 600/900

APPEARANCE and MAINTENANCE MATERIALS
U.S. USAGE
MOTOR OILS and LUBRICANTS

PART NUMBER	FORD SPECIFICATION NUMBER	DESCRIPTION
C6AZ 19542-AA	ESA M6C25-A	Brake and hydraulic clutch fluid (extra heavy duty)- for vehicles w/disc or drum brakes -- (24) 16 oz. (473.12 ml.) cans
C6AZ 19542-BA	ESA M6C25-AA	Brake and hydraulic clutch fluid (extra heavy duty) - for vehicles w/disc or drum brakes -- (12) 1 qt. (0.946 litre) cans
C0AZ 19553-AA	ESR M13P4-A	Silicone lubricant (jell type) -- 8 oz. (226.80g) tube
D7AZ 19553-AA	ESR M13P4-A	Silicone lubricant -- 15 oz. (443.55 ml.) aerosol spray can
E2SZ 19553-A	ESE M2C160-A	Dry film lubricant-reduces friction resulting from metal to metal contact and helps provide corrosion resistance -- 4 oz. can
C3AZ 19578-A	ESW M1C87-A	Steering gear grease -- (4) - 14 1/2 oz. (411.075 g.) cartridges
B7A 19579-C		Crankcase conditioner and rust inhibitor -- (12) 16 oz. (473.12 ml.) cans
D9AZ 19579-CA	ESR M99C80-A	Oil conditioner-(gas engines) -- (12) 16 fl. oz. (473.12 ml.) cans
*X0 5W30-BSP	ESR M2C129-C	Motor oil (Super Premium)-5W30 -- 1 gal. (Bulk)-gas engines only
*X0 5W30-DSP	ESR M2C129-C	Motor oil (Super Premium) 5W30 -- 55 gal. drum-gas engines only
*X0 5W30-QSP	ESR M2C129-C	Motor oil (Super Premium) 5W30 -- (12) 1 qt. (0.946 l) cans -gas engines only
*X0 10W30-BP	ESR M2C127-B	Motor oil (Premium)-10W30 -- 1 gal. (Bulk) -for all gas engines & diesel engines exc. turbo
*X0 10W30-DP	ESR M2C127-B	Motor oil (Premium)-10W30 -- 55 gal. (208.2l) drum -for all gas engines & diesel engines exc. turbo
*X0 10W30-QP	ESR M2C127-B	Motor oil (Premium)-10W30 -- (12) 1 qt. (0.946 l) cans -for all gas engines & diesel engines exc. turbo
*X0 10W40-BSP	ESR M2C129-C	Motor oil (Super Premium)-10W40 -- 1 gal. (Bulk)-gas engines only
*X0 10W40-DSP	ESR M2C129-C	Motor oil (Super Premium)-10W40 -- 55 gal. (208.2 l) drum -gas engines only
*X0 10W40-QSP	ESR M2C129-C	Motor oil (Super Premium)-10W40 -- (12) 1 qt. (0.946 l) cans -gas engines only
*X0 15W40-BSD	ESR M2C171-A	Motor oil (Super Duty)-15W40 -- 1 gal. (Bulk)-for gas & diesel engines
*X0 15W40-DSD	ESR M2C171-A	Motor oil (Super Duty)-15W40 -- 55 gal. (208.2l) drum -for gas and diesel engines
*X0 15W40-QSD	ESR M2C171-A	Motor oil (Super Duty)-15W40 -- (12) 1 qt. (0.946l) cans -for gas and diesel engines
*X0 20W40-BP	ESR M2C127-B	Motor oil (Premium)-20W40 -- 1 gal. (Bulk) -for all gas engines & diesel engines exc. turbo
*X0 20W40-DP	ESR M2C127-B	Motor oil (Premium)-20W40 -- 55 gal. (208.2 l) drum -for all gas engines & diesel engines exc. turbo
*X0 20W40-QP	ESR M2C127-B	Motor oil (Premium)-20W40 -- (12) 1 qt. (0.946 l) cans -for all gas engines & diesel engines exc. turbo
*X0 30-BSD	ESR M2C171-A	Motor oil (Super Duty)-30W -- 1 gal. (Bulk)-for gas and diesel engines
*X0 30-DSD	ESR M2C171-A	Motor oil (Super Duty)-30W -- 55 gal. (208.2l) drum -for gas and diesel engines
*X0 30-QSD	ESR M2C171-A	Motor oil (Super Duty)-30W -- (12) 1 qt. (0.946l) cans -for gas and diesel engines
C2AZ 19580-F	ESW M2C28-BA	Lubricant-manual str. gear -- 120 lb. key (S.A.E. 90)
E2HZ 19580-A	ESW M2C28-BA	Lubricant-manual str. gear -- 1 gal. container
C6AZ 19580-E	ESW M2C105-A	Hypoid gear lubricant rear axle-used with conventional axles only -- 1 gal. (3.8 litres) can
★	ESP M2C138-CJ	Automatic Trans. Fluid-Type "CJ" -- use MERCON for service
*XT 2-BDX	MERCON®	Automatic Trans. Fluid-Type MERCON® for P/S pumps -- 1 gal. (Bulk)
*XT 2-DDX	MERCON®	Automatic Trans. Fluid-type MERCON® for P/S pumps -- 55 gal. (208.2 litres) drum

APPEARANCE and MAINTENANCE MATERIALS
U.S. USAGE
MOTOR OILS and LUBRICANTS

PART NUMBER	FORD SPECIFICATION NUMBER	DESCRIPTION
*XT 2-QDX	MERCON®	Automatic Trans. Fluid-type MERCON® for P/S pumps -- (12) 1 qt. (0.946 litres) cans
D9AZ 19583-A	ESR M99B135-A	Rubber lubricant triple purpose -- (4) 1 gal. (3.785 kg.) containers use to mount and demount tires, remove rubber squeaks and clean rubber parts
D0AZ 19584-AA	ESR M1C159-A	Multi-Purpose Grease -- (4) 4 oz. (113.40 g.) aluminum tubes w/plastic cut off spouts
D7AZ 19584-AA	ESR M1C159-A	Multi-Purpose Grease -- 15 oz. (445.45 ml.) spray
D8AZ 19587-AA	ESB M2C20-A	Lock Lubricant -- (12) 3.5 oz. aerosol cans w/snorkel
C1AZ 19590-BA	ESA M1C175-B	Lubricant long life -- (4) 14 1/2 oz. (411.075 g.) cartridges
C1AZ 19590-C	ESA M1C175-B	Lubricant long life -- 120 lb. (54.432 kg.) keg
C1AZ 19590-D	ESA M1C175-B	Lubricant long life -- 25 lb. (11.34 kg.) pail
C1AZ 19590-E	ESA M1C175-B	Lubricant long life -- (4) 5 lb. (2.26 kg.) pails
E6HZ 19590-A		Grease-rear axle shifter-used to repair 2-speedmotor -- 1/4 oz. tube

APPEARANCE and MAINTENANCE MATERIALS
U.S. USAGE

PART NUMBER	DESCRIPTION	PART NUMBER	DESCRIPTION
SEALERS and ADHESIVES		SEALER and ADHESIVES -- Cont'd	
D7AZ 19B508-AA	Gasket and Trim Adhesive -- 16 oz. can w/brush	D8AZ 19554-A	Sealant pipe (with teflon) -- 1.69 fl. oz. tube
E4AZ 19C548-A	Automatic Trans. Sealer -- (6) 11 oz. containers	E2FZ 19554-B	Thread lock 262 -- used to prevent vibration loosening of nuts, bolts or screws -- 0.34 fl. oz. (10 ml.)
C0AZ 19552-AA	Weatherstrip Adhesive -- (12) 5 fl. oz. tubes (light colored)	D6AZ 19560-A	Caulking cord -- (8) 80 ft. rolls-- 3/16" dia.
E8AZ 19552-A	Weather-strip and Rubber adhesive-- Synthetic light colored -- (12) 5 fl. oz. tubes	D6AZ 19562-AA	Silicone Rubber Adhesive/Sealant--clear -- 3 fl. oz. tube
B5A 19554-A	Perfect seal sealing compound -- carton of (12) 4 oz. cans	D6AZ 19562-BA	Silicone Rubber Adhesive/Sealant--black -- 3 fl. oz. tube
★C6AZ 19554-A	Metallic plastic (to repair cyl. front cover and cyl. block intake manifold) -- (1) can-metallic resin, (1) jar-hardeningagent -NR (3/89)	E8AZ 19562-A	Silicone Gasket and Sealant (RTV) -- 5 fl. oz. (.150l) caulking cartridge
D7AZ 19554-BA	Perfect Seal Sealing Compound -- (12) 12.5 oz. (354g.) aerosol cans	E2AZ 19562-B	Gasket Maker--for use when specified in the replacement of gaskets and the sealing of flanges--not for use on oil pans, and rocker covers -- 1.7 fl. oz. (50 ml.) tube
C9AZ 19554-B	Sealer (liquid butyl)--black--for sealing butyl installed windshield and backlite -- 1 pt.can	E6AZ 19562-A	Silicone Gasket Adhesive--used to seal silicone gaskets -- 8 fl. oz. (0.236L) can with brush
D7AZ 19554-C	414 Adhesive kit--used for repair of loose vinyl inserts to body side mouldings-- consist of (5) .33 fl. oz. bottles of 414 adhesive and (1) 4 oz. aerosol can of accelerator	SPECIAL PRODUCTS	
E0AZ 19554-AA	Thread lock and Sealer -- (10) .20 fl. oz. (6 ml.)	D7AZ 19A331-A	Silicone Dielectric Compound-- for distributor rotor tip and Duraspark ignition cable -- 3 oz. tube
E0AZ 19554-BA	Stud and Bearing Mount--high strength thread locker--stops loosening and leakage -- (10) .20 fl. oz. (6 ml.) tubes	*WA-10	
		D9TZ 19A372-A	Metal inspection kit "Spotcheck"-- campaign #'s M10,M13,M334,M386 --for industrial use only
		E7AZ 19A426-A	Heat Transfer Compound--for Ford integral alternators--aids heat transfer between rectifier and alternator housing -- 5 oz. (142g) tube

1990/
TRUCK SERIES 600/900

APPEARANCE and MAINTENANCE MATERIALS

U.S. USAGE

PART NUMBER	DESCRIPTION	PART NUMBER	DESCRIPTION
SPECIAL PRODUCTS — Cont'd		SPECIAL PRODUCTS — Cont'd	
D7AZ 19A501-AA	Rust Penetrant and Inhibitor —helps free parts frozen by rust and corrosion — (6) 12 oz. aerosol cans	E8AZ 19C544-A	Gas Stabilizer—used for seasonally stored vehicles to prevent the necessity of draining gas tank and lines — (12) 8 oz. plastic bottles
D8AZ 19A501-AA	Choke and Linkage Cleaner—used to clean—free auto. choke, carb. linkage and manifold heat controls — (12) 14 oz. aerosol cans w/snorkel	C9AZ 19577-B *YN-2	Refrigerant compressor oil—used w/York or Tecumseh compressor — 1 qt. can
E8AZ 19A501-AA	Professional Choke and Linkage Cleaner —used to clean—free auto. choke, carb. linkage — and manifold heat controls — (12) 13 oz. aerosol cans w/snorkel	D1VY 19577-B *YN-4	Refrigerant compressor oil—used w/ Frigidaire compressor — 1 qt. can
E8AZ 19A501-B	Penetrating Lubricant—cleans, lubricates, protects, displaces moisture and frees rusty parts — (12) 9 oz. aerosol cans w/5" snorkel	E73Z 19577-A *YN-9	A/C compressor oil — used w/FS-6 FX-15 or Nippodenso compressor — 1 qt. can
D7AZ 19515-A	Super Seal Anti-Corrosion Compound— (Sprayable) — 16 gal.	D9AZ 19579-AA	Carburetor Tune-Up Cleaner —for gasoline engines only — (12) 18 oz. aerosol cans
E4AZ 19515-A	Super Seal Anti-Corrosion Compound — — 55 gal. drum	D9AZ 19579-BA	Carburetor Tune-Up Cleaner —for gasoline engines only — (12) 16 fl. oz. cans
D8AZ 19515-BA	Super Seal Anti-Corrosion Compound — — (12) 16 oz. aerosol spray cans	E6AZ 19579-BA	Cleaner—metal brake parts—for use only for off-vehicle cleaning of metal brake parts. Do not use on rubber parts or brake pads or linings or painted surfaces — (12) 16 oz. (454g) aerosol can w/5" extension nozzle
E7AZ 19515-A	Super Seal Fabric Protector—for Dealer use only—not for retail sale—for cloth trim — (12) 16 oz. cans with screw top	C6AZ 19627-A	Tape (vinyl foam)—1/8" x 7/8" — 50 ft. roll—used to shim weatherstrip roof rails and doors
E7AZ 19515-B	Super Seal Fabric Protector—for Dealer use only—not for retail sale—for cloth trim— 5 gal. pail with pull-up spout/handle	D4AZ 19627-A *YZ-1	Tape (A/C insulation) — 1/8" x 2" x 15ft. roll
B7A 19517-B	Dusting cloth (wax treated) — — carton of (100)	D6AZ 19627-A	Tape (pressure sensitive)—black water proof — 3" wide — 60 yd. roll
D3AZ 19517-AA	Wax Treated Dusting Cloth — — plastic bag container of 24	E4AZ 19627-A	Tape—PVC foam (low density)—used to eliminate water leaks, wind noise, squeaks and rattles — 1/8" thick x 3/4" wide x 100 ft. roll
E0AZ 19517-B	Wax Treated Dusting Cloth—bulk roll — 15" wide x 90 ft. long	E4AZ 19627-B	Tape—PVC foam (low density)—used to eliminate water leaks, wind noise, squeaks and rattles — 1/4" thick x 3/4" wide x 50 ft. roll
E6AZ 19517-A	Rotary Car Washing Brush kit	C8AZ 19628-D *WA-4	Tape (elec. insulating)—black (display pkg.—(12)—3/4" x 20 ft. rolls
D3AZ 19517-B	Buffing and Polishing Pad — — carton of (12)	C8AZ 19628-F *WA-6	Tape (elec. insulating)—black (individual metal can)—(12)—3/4" x 66 ft. rolls
D4AZ 19B519-A *YN-1-A	Refrigerant "12" (air conditioner) — (12) 14 oz. cans	C8AZ 19628-G *WA-7	Tape (elec. insulating)—black (individual skin pkg.)—(12)—3/4" x 20 ft. rolls
D2AZ 19523-A	Hand cleaner—waterless — (12) 14 oz. cans	C8AZ 19628-H *WA-8	Tape (elec. insulating)—black (individual skin pkg.)—(12)—3/4" x 66 ft. rolls
D2AZ 19523-B	Hand cleaner—waterless — (2) 5 lb. cans	E0AZ 19628-A *WA-15	Tape (electrical repair)—flame retardant— automotive use only—3/4" (19.50 mm.) wide—100 ft. (30.48 meters) long — (10) roll skin pkg.
D5AZ 19523-PBK	Hand cleaner—waterless — (8) 5 lb. cans— includes dispenser		
C8AZ 19C544-BA	Gas Line Antifreeze— helps prevent carb. icing and condensation from freezing in tank and gas lines — (24) 12 fl. oz. bottles		
C9AZ 19C544-AA	Engine Starting Fluid — (12) 8.3 oz. aerosol cans		

APPEARANCE and MAINTENANCE MATERIALS

CANADIAN USAGE

PART NUMBER	DESCRIPTION	PART NUMBER	DESCRIPTION
PAINTS and REFINISHING MATERIALS		COOLING SYSTEM AIDS	
D7AZ 19000-A	Paint (argent lacquer) -- 13oz. spray can	* CXC 43	Bar's leak -- (12) 150 g. cans
CLEANERS, WAXES and POLISHES		D9AZ 19558-A	Protector Pellets (cooling system) -- 2 pellets per card-24 cards per carton
* CXC 12	Tar and road oil remover -- (12) 500 ml. cans	*RA-1	
* CXC 68-A	Fabric cleaner-spotless -- (4) 4 litre cans	D9AZ 19558-PAK	Kit-Protector Pellets (cooling system) --consists of 48 pellet cards and 1 fender cover
8A 19522-A	Custom Bright Metal Cleaner -- (12) 16 fl. oz. bottles	*RA-1000	
CC9AZ 19523-A20L	Upholstery cleaner -- 20 litre container	E6AZ 19558-A	Protector Powder (cooling system) -- (20) 3/4 oz. tubular plastic containers on a display carton
* CXC 20	Car wash -- 20 litre pail	*RA-2	
* CXC 21	Car wash -- 4 litre jug	MOTOR OILS and LUBRICANTS	
* CXC 90	Car wash -- (12) 500 ml. containers	* CXC 31	Brake and hydraulic clutch fluid (extra heavy duty)-for vehicles w/disc or drum brakes -- (24) 500 ml. cans
* CXC 90	Car wash -- 205 litre plastic drum	* CXC 32	Brake and hydraulic clutch fluid (extra spray can heavy duty)-for vehicles w/disc or drum brakes -- (12) 1 litre cans
* CXC 91	Liquid car polish -- (12) 500 ml. plastic bottles	* CXC 90	Silicone lubricant -- (12) 425 gram aerosol spray cans
* CXC 92	Car polish-spray -- (12) 500 ml. plastic bottles with trigger	E2SZ 19553-A	Dry film lubricant--reduces friction resulting from metal to metal contact and helps provide corrosion resistance -- 4 oz. can
* CXC 93	Vinyl cleaner-pump spray -- (12) 500 ml. plastic bottles	C3AZ 19578-A	Steering gear lubricant (lifetime) -- (4) 14 1/2 oz. cartridges
* CXC 94	Vinyl conditioner-spray -- (12) 500 ml. plastic bottles with trigger	* CXC 51	Heat rust solvent -- (12) 300 g. aerosol cans
* CXC 95	Car wash and wax -- (12) 500 ml. plastic bottles	* CXC 54	Fuel system cleaner -- (12) 500 ml. cans
E0AZ 19526-AA	Triple Clean-for leather and vinyl trim- vinyl and convertible tops --not for use on cloth fabrics -- (12) 16 oz. (473.12 ml.) bottles w/pump spray	* CXC 55-A	Engine purge -- (12) 500 ml. cans
E0AZ 19526-BA	Whitewall Tire Cleaner-extra-strength -- (12) 16 fl. oz. bottles	* CXC 56	Break-in lubricant -- (12) 500 ml. cans
E2AZ 19526-A	Automotive Fabric Spot Lifter -- for use on most automotive cloth fabrics and carpets -- (12) 6.5 oz. aerosol cans w/brush cap	* CXO 5W30-LP	Motor oil-5W30-Premium -- (24) 1 litre cans
B7AZ 19530-AA	Custom Silicone Gloss Polish -- (12) 16 fl. oz. bottles	* CXO 5W30-LSP12	Motor oil-5W30 Super Premium -- for gas engines only -- (12) 1 litre containers
B7A 19530-B	New Car Prep. -- (2) 1 gal. cans (U.S.)	* CXO 5W30-4LSP	Motor oil-5W30 Super Premium -- for gas engines only -- (4) 1 litre containers
CBAC 19530-AM	Body polish -- (12) 500 ml. containers	* CXO 10W30-LP	Motor oil-10W30-Premium -- (24) 1 litre cans
CC9AZ 19530-B4L	Cleaner and polish -- 4 litre container	* CXO 10W30-DP	Motor oil-10W30-Premium -- 205 litre drum
E4AZ 19534-AA	Custom Cream Wax-w/applicator -- (12) 8 oz. cans	* CXO 10W30-LP12	Motor oil-10W30 Premium -- for all gas engines & all diesel engines exc. turbo -- (12) 1 litre containers
CLEAR VISION AIDS		* CXO 10W30-4LP	Motor oil-10W30 Premium -- for all gas engines & all diesel engines exc. turbo -- (4) 1 litre containers
* CXC 100	Glass cleaner -- (12) 500 g. aerosol cans	* CXO 10W40-LSP	Motor oil-10W40-Super premium -- (24) 1 litre cans
* CXC 69	Windshield washer anti-freeze -- (12) 500 ml. plastic containers	* CXO 10W40-LSP12	Motor oil-10W40 Super premium -- for gas engines only -- (12) 1 litre containers
* CXC 36	Windshield washer anti-freeze -- 20 litre pail	* CXO 10W40-4LSP	Motor oil-10W40 Super premium -- for gas engines only -- (4) 1 litre containers
COOLING SYSTEM AIDS		* CXO 10W40-DSP	Motor oil-10W40-Super premium -- 205 litre drum
* CXC 8-B	Cooling System Fluid (permanent anti-freeze) -- (4) 4 litre containers	* CXO 15W40-LSD	Motor oil-15W40-Super Duty -- (24) 1 litre cans
* CXC 9-B	Cooling System Fluid (permanent anti-freeze) -- (1) 205 litre container		
* CXC 85	Cooling system cleaner and conditioner kit-consists of (1) CXC-86 Fast Flush (1) CXC-87 Rust Inhibitor (1) CXC-88 Stop Leak		
* CXC 86	Radiator Fast Flush -- (12) 350 ml. cans		
* CXC 87	Radiator Rust Inhibitor -- (12) 350 ml. cans		
* CXC 88	Radiator Stop Leak -- (12) 350 ml. cans		

1990/
TRUCK SERIES 600/900

APPEARANCE and MAINTENANCE MATERIALS

CANADIAN USAGE

PART NUMBER	DESCRIPTION	PART NUMBER	DESCRIPTION
MOTOR OILS and LUBRICANTS — Cont'd		SEALERS and ADHESIVES — Cont'd	
* CX0 15W40-LS012	Motor oil-15W40 Super Duty - for all gas & diesel engines - - (12) 1 litre containers	* CXC 81	Gasket seal-(12) 113 gram cans
* CX0 15W40-4LSD	Motor oil-15W40 Super Duty - for all gas & all diesel engines - - (4) 1 litre containers	* C6AZ 19554-A	Metallic plastic (to repair cyl. front cover and cyl. block intake manifold) - - (1) can-metallic resin, (1) jar-hardening agent-NR (3/89)
* CX0 20W40-LP	Motor oil-20W40-Premium - - (24) 1 litre cans	* CXC 41	Perfect seal sealing compound - - (12) 283 gram aerosol cans
* CX0 20W50-LP	Motor oil-20W50-Premium - - (24) 1 litre cans	C9AZ 19554-B	Sealer (liquid butyl)-black-for sealing butyl installed windshield and backlite - - 16 oz. can
* CX0 20W50-LP12	Motor oil-20W50 Premium - for all gas eng. & all diesel exc. turbo - - (12) 1 litre containers	E2FZ 19554-B	Thread Lock 262-used to prevent vibration loosening of nuts, bolts or screws - - 0.34 fl. oz. (10 ml.)
* CX0 30-L	Motor oil-30W single grade - - (24) 1 litre cans	* CXC 2	Sealant-locktite thread locker 50 ml. bottle
* CX0 30-LS012	Motor oil-30W Super Duty - for all gas & all diesel engines - - (12) 1 litre containers	* CXC 3	Adhesive 414 kit-used for repair of loose vinyl inserts to body side mouldings-consists of (5) 9.76 cc bottles of 414 adhesive and (1) 113.4 cc aerosol can of accelerator
* CX0 30-D	Motor oil-30W single grade - - 205 litre drum	* CXC 5	Sealant-pipe (with teflon) 50 ml. tube
* CX0 9-L	Motor oil-10W30 Super Premium (bulk)	* CXC 74	Adhesive-SUPERBONDER (INSTANT)-used for bonding vinyl trim, w/strip rubber bumper guards - - (10) 3 ml. tubes
* CX0 10-L	Motor oil-10W40-Super Premium - - per litre-bulk	* CXC 75	Adhesive (Loctite)-used to attach rear view mirror brkt. to W/S - - (10) display packages-each pkg. contains 5 ml. adhesive and 6 ml. accelerator
CE0AZ 19580-E	Hypoid gear lubricant (rear axle)-used w/conventional axles only - - (4) 4 litre containers	* CXC 70	Sealant-thread locker (Loctite 242)-used for alternator, starter and ring gear mounts - - (10) 6 ml. containers
CE0AZ 19580-F	Lubricant-manual str. gear -(4) 4 litre containers	* CXC 72	Sealant-pipe w/teflon-use to secure fittings & plugs - - (10) 50 cc containers
* CXT 5-LM12	Automatic Trans. Fluid-Mercon®-for P/S pumps - - (12) 1 litre containers	* CXC 73	Sealer-thread w/teflon - - (10) 6 ml. containers
* CXT 5-DM	Automatic Trans. Fluid-"Mercon®" -for P/S pumps - - 205 litre drum	* CXC 76	Sealant-Hi Strength adhesive-stud n'brg mount - - (10) 6 ml. tubes
D9AZ 19583-A	Rubber lubricant (triple purpose) - - (4) 1 gal. containers, used to mount and demount tires, remove rubber squeaks, and clean rubber parts.	* CXC 78	Sealant-gasket eliminator (Loctite 515) - - (10) 6 ml. tubes
D7AZ 19584-AA	Multi-Purpose Grease - - 15 oz (425g) spray	* CXC 79	Sealant-gasket eliminator (Loctite 515) - - (10) 50 ml. tubes
D0AZ 19584-AA	Multi-Purpose Grease - - (4) 4 oz. (119g) aluminum tubes w/plastic cut-off spouts	AB 19560-A	Caulking cord - - (6) 80 ft. rolls-3/16" dia.
D8AZ 19587-AA	Lock Lubricant - - (12) 3.5 oz. aerosol cans w/snorkel	* CXC 96	Silicone Rubber-clear - - 90 ml tube
C1AZ 19590-BA	Lubricant long life (4) - - 14 1/2 oz. cartridges	* CXC 97	Silicone Rubber-black - - 90 ml tube
C1AZ 19590-C	Lubricant long life - - 120 lb. keg	E8AZ 19562-A	Silicone Gasket and Sealant (RTV) - - .150 litre (5 fl. oz.) caulking cartridge
C1AZ 19590-D	Lubricant long life - - 25 lb. pail	E2AZ 19562-B	Ford Gasket Maker-for use when specified in the replacement of gaskets and the sealing of flanges-not for use on oil pans, and rocker covers - - 1.7 fl. oz. (50 ml.) tube
E6HZ 19590-A	Grease-rear axle shifter -used to repair 2-speedmotor - - 1/4 oz. tube		
SEALERS and ADHESIVES			
D7AZ 19B508-AA	Gasket and Trim Adhesive (gasket and seal) - - 16 oz. can w/brush		
* CXC 38	Rubber cement - - (12) 500 ml. tubes		
* CXC 39	Weatherstrip adhesive - - (12) 150 ml. tubes		
* CXC 49	Auto. trans. seal conditioner - - (12) 350 ml. cans		
CC3AZ 19552-B	Windshield and backlite sealer - - 12 3/4 oz. tube		

APPEARANCE and MAINTENANCE MATERIALS

CANADIAN USAGE

PART NUMBER	DESCRIPTION	PART NUMBER	DESCRIPTION
	SPECIAL PRODUCTS		SPECIAL PRODUCTS — Cont'd
* CBB 14-L	Electrolyte (acid)-battery fluid -- 20 litre container	* CXC 26	Concrete floor cleaner and degreaser -- 20 kg. pail
D7AZ 19A331-A *WA-10	Silicone Dielectric Compound - for distributor rotor tip and Duraspark ignition cable -- 3 oz tube	* CXC 28-A	Gas line anti-freeze -- (40) 150 ml. bottle
D9TZ 19A372-A	Metal inspection kit "Spotcheck"-- Campaign #'s M10,M13,M334,M386 -for industrial use only	* CXC 29-A	Gas line anti-freeze -- (12) 500 ml. bottles
E7AZ 19A426-A	Heat Transfer Compound-for Ford integral alternators-aids heat transfer between rectifier and alternator housing -- 5 oz. (142g) tube	E8AZ 19C544-A	Gas Stabilizer-used for seasonally stored vehicles to prevent the necessity of draining gas tank and lines -- (12) 8 oz. plastic bottles
D7AZ 19A501-AA	Rust Penetrant and Inhibitor -helps free parts frozen by rust and corrosion -- (6) 12 oz. aerosol cans	* CXC 6	Carburetor cleaner -- 20 litre pail-- consists of a 15 litre fill in a 20 litre pail
* CXC 90	Automatic choke cleaner - used to clean-free auto. choke, carb. linkage and manifold heat controls -- (12) 425 gram aerosol cans	* CXC 77	Klean and Prime-use w/loctite gasket eliminator on aluminum parts, zinc and cadmium plated parts and non-metals -- (10) 6 oz. aerosol cans
CB8A 19512-A	Wash mitt	C9AZ 19577-B *YN-2	Refrigerant compressor oil-used w/York or Tecumseh compressor -- 1 qt. can (U.S.)
* CXC 11	Starting fluid -- (12) 235 g. aerosol can	D1VY 19577-B *YN-4	Refrigerant compressor oil-used w/ Frigidaire compressor -- 1 qt. can (U.S.)
E7AZ 19515-A	Super Seal Fabric Protector-for Dealer use only-not for retail sale-for cloth trim -- (12) 16 oz. cans with screw top	E73Z 19577-A *YN-9	A/C Compressor Oil - used w/FS-6 FX-15 or Nippodenso compressor -- 1 qt. can
E7AZ 19515-B	Super Seal Fabric Protector-for Dealer use only-not for retail sale-for cloth trim -- 5 gal. pail with pull-up spout/handle	* CXC 53	Combustion chamber conditioner -- (12) 500 ml. cans
* CXC 1	Super Seal Anti-Corrosion Compound -- (12) 16 oz. aerosol cans	* CXC 52	Carburetor and combustion chamber cleaner -- (12) 500 g. aerosol cans
CC3AZ 19517-A	Chamois-super sheen-approx. -- 20" x 22"	E6AZ 19579-AA	Fuel Injector Cleaner -used to reduce deposit-related to engine knock and cleans dirty injectors -- (12) 12 fl. oz. (0.35l) long neck bottles
D3AZ 19517-AA	Wax Treated Dusting Cloth -- plastic bag container of 24	* CXC 60	Penetrating fluid -- (4) 4 litre cans
E0AZ 19517-B	Wax Treated Dusting Cloth-bulk roll -- 15" wide x 90 ft. long	CB9CZ 19586-A	Door ease-stick lubricant-shop size -- (6 to carton)
D3AZ 19517-B	Buffing and Polishing Pad -- carton of (12)	D4AZ 19627-A *YZ-1	Tape (A/C insulation) -- 1/8" x 2" x 15 ft. roll
E6AZ 19517-A	Rotary Car Washing Brush kit	D6AZ 19627-A	Tape (pressure sensitive)-black waterproof -- 3" wide -- 60 yd. roll
D4AZ 19B519-A *YN-1-A	Refrigerant "12" (air conditioner) -- (12) 14 oz. cans	E4AZ 19627-A	Tape-PVC foam (low density)-used to eliminate water leaks, wind noise, squeaks and rattles -- 1/8" thick x 3/4" wide x 100 ft. roll
* CXC 16-A	Hand cleaner-waterless -- (12) 400g tins	E4AZ 19627-B	Tape-PVC foam (low density)-used to eliminate water leaks, wind noise, squeaks and rattles -- 1/4" thick x 3/4" wide x 50 ft. roll
* CXC 17	Hand cleaner-waterless -- (6) 4 lb. cans	E0AZ 19628-A *WA-15	Tape-(electrical repair)-flame retardant-automotive use only-3/4" (19.50 mm.) wide-100 ft. (30.48 meters) long -- (10) roll skin pkg.
* CXC 45-A	Hand cleaner lotion (with grit) -- (12) 225 ml. squeeze bottles		
* CXC 46	Hand cleaner lotion (with grit) -- (4) 12.8 fl. oz. (3.78 l) bottles		
* CXC 22	Engine shampoo -- 20 litre pail		
* CXC 23	Engine shampoo -- 205 litre drum		
* CXC 66	Engine shampoo -- (12) 450 g. aerosol cans		

FORD SPECIFICATION NO. TO SERVICE PART NO.

CROSS REFERENCE LIST

SPECIFICATION NO.	PART NUMBER	SPECIFICATION NO.	PART NUMBER
Note: In Specification basic number sequence			
* Motorcraft No. ★ No Longer Serviced % Service Equivalent			
ESA M1B6-A	% D9AZ 19583-A	ESR M2C127-B	* XO 20W40-BP-DP-QP
ESA M1C25-A	% C1AZ 19590-B	ESR M2C127-B	* XO 30-D-Q
ESF M1C34-A	% C0AZ 19553-A	ESW M2C128-D	D6AZ 19582-A
ESB M1C35-B	C4AZ 19D530-A	ESW M2C128-D	E4AZ 19582-A
ESW M1C39-A	% C1AZ 19590-B	ESR M2C129-A	D2AZ 19579-C
ESA M1C45-A	% D0AZ 19584-A	ESR M2C129-C	* XO 5W30-BSP-QSP-DSP
EST M1C53-A	★ C7AZ 19590-B	ESR M2C129-C	* XO 10W40-BSP-DSP-QSP
ESF M1C66-A	% C4AZ 19590-A	ESP M2C138-CJ	% *XT 2-DDX-QDX
ES M1C75-A	D8RZ 19590-A	ESE M2C153-B	* XO 10W30-QSP
ESA M1C75-B	C1AZ 19590-BA-C-D-E	ESE M2C153-B	* XO 10W40-DSP-QSP
ESW M1C87-A	C3AZ 19578-A	ESE M2C153-B	* XO 20W40-DSP-QSP
ESA M1C92-A	★ D4AZ 19590-A	ESE M2C153-B	* XO 30-D-Q
ESB M1C93-A	% D0AZ 19584-A	ESE M2C153-C3	E4AZ 19579-H
ESB M1C111-A	D2AZ 19590-A	ESP M2C154-A	E0AZ 19580-AA-B-C
ESW M1C113-A	★ C6AZ 19590-B	ESP M2C158-A	E0AZ 19580-D
ESB M1C119-A	% C3AZ 19578-A	ESE M2C160-A	E2SZ 19553-A
ESA M1C155-A	% D7AZ 19590-A	ESR M2C163-A2	E6AZ 19528-B
ESR M1C159-A	D0AZ 19584-AA	ESP M2C164-A	**XT 3-MV
ESR M1C159-A	D7AZ 19584-AA	ESP M2C164-A	E4AZ 19582-D
ESF M1C160-A	D2AZ 19581-A	ESR M2C165-A	★ E6AZ 19582-A
ESA M1C167-A	% D7AZ 19590-A	ESR M2C165-A	* XT 1-BF
ESA M1C171-A	D7AZ 19A331-A	ESR M2C165-AA	E6AZ 19582-AA
ESA M1C171-A	* WA 10	ESP M2C166-H	E4AZ 19582-E
ESA M1C172-A	D7AZ 19590-A	ESP M2C166-H	* XT 4-H
ESA M1C175-A	D8AZ 19578-A	ESR M2C171-A	* XO 15W40-BSD-QSD-QSD
ESA M1C177-A	% C1AZ 19590-B	ESR M2C171-A	* XO 30-BSD-QSD-QSD
ESB M1C185-A	% D7AZ 19590-A	ESD M2C175-A	E5RY 19C547-A
ESP M1C187-A	E2FZ 19590-A	ESR M2C179-A	**XO 20W50-GR
ESP M1C187-A	E2FZ 19590-B	ESR M2C179-A	E4AZ 19579-G
ESA M1C189-A	E1AZ 19590-A	ESB M2G14-A	C0AZ 19552-AA
ESL M1C193-A	E1TZ 19590-A	ESB M2G17-A	★ D8AZ 19C525-A
ESA M1C194-A	% D7AZ 19590-A	ESE M2G52-A	% D7AZ 19B508-A
ESP M1C207-A	E43Z 19590-A	ESH M2G78-B	D9AZ 19554-A
ESA M1C221-A	E8AZ 19590-A	ESA M2G140-A1	D7AZ 19554-C
ESEA M1C1014	D1RY 19590-A	ESB M2G176-A	★ D9AZ 19554-B
SQ M1C9004-A	D8RZ 19590-A	ESB M2G193-A	% D7AZ 19554-C
ESB M2C20-A	D8AZ 19587-AA	ESB M2G202-A	D9AZ 19C525-A
ESW M2C28-BA	C2AZ 19580-F	ESB M2G222-A	% E0AZ 19562-A
ESW M2C28-BA	E2HZ 19580-A	ESB M2G224-A	% E0AZ 19562-A
ESA M2C31-A	C9AZ 19577-B	ESB M2G234-A	% E0AZ 19562-A
ESA M2C31-A	* YN 2	ESR M2P92-A	D7AZ 19000-A
ESH M2C31-A2	E73Z 19577-A	ESR M2P93-A	M4J Cir.No.-H
ESH M2C31-A2	* YN 9	ESR M2P93-A	D7AZ 19000-C
ESW M2C33-F	* XT 1-DF-QF	ESR M2P94-B	M6J 12-H
ESW M2C50-A	% C6AZ 19580-E	ESR M2P100-B	AL81 Cir.No.-B-H
ESW M2C57-A	★ C2AZ 19580-D	ESB M2P115-A	VC 542-A
ESW M2C83-B	% D8DZ 19C547-A	ESB M3G5-A	C8AZ 19628-D-F-G-H
ESP M2C83-C	D8DZ 19C547-A	ESB M3G5-A	* WA 4
ESW M2C105-A	C6AZ 19580-E	ESB M3G5-A	* WA 6
ESW M2C105-B	% C6AZ 19580-E	ESB M3G5-A	* WA 7
EST M2C108-C	% C6AZ 19580-E	ESB M3G5-A	* WA 8
ESF M2C113-A	D3AZ 19553-A	ESB M3G58-A	D6AZ 19627-A
EST M2C118-A	C8AZ 19B546-A	ESB M3G60-B	D9ZZ 19627-A
ESW M2C119-A	D3AZ 19580-A	ESB M3G71-A	E0AZ 19628-A
ESR M2C127-B	* XO 10W30-BP-DP-QP		

1990/
TRUCK SERIES 600/900

FORD SPECIFICATION NO. TO SERVICE PART NO.

CROSS REFERENCE LIST

SPECIFICATION NO.	PART NUMBER	SPECIFICATION NO.	PART NUMBER
Note: In Specification basic number sequence — Cont'd			
* Motorcraft No. ★ No Longer Serviced % Service Equivalent			
ESB M3G71-A	* WA 15	ESR M11B26-A	E4AZ 19534-AA
ESB M3G77-A	C6AZ 19627-A	ESR M11P15-A	★ C9AZ 19627-A-C
ESB M3G102-A	D2FZ 19562-A-B	ESP M11P16-A	★ 8A 19552-B
ESB M3G102-A	E4AZ 19627-A-B	ESR M11P17-A	D7AZ 19B508-AA
ESB M3G137-A	E4AZ 19627-C	ESE M12A5-A	E0AZ 19590-A
ESB M3G143-A1	E69Z 19562-A	ESR M13P4-A	C0AZ 19553-AA
ESB M4G32-A	D6AZ 19560-A	ESR M13P4-A	D7AZ 19553-AA
ESH M4G32-B	D9AZ 19560-A	ESR M14P3-A	C0AZ 19A536-D-F
ESE M4G63-G	% E0AZ 19554-AA	ESR M14P3-A	D8AZ 19A536-AA
ESB M4G92-A	D6AZ 19562-AA-BA	ESR M14P4-A	★ D4AZ 19521-B
ESE M4G1115-A	% D7AZ 19554-BA	ESR M14P4-A	E0AZ 19521-AA
ESE M4G120-A	% E0AZ 19554-AA	ESR M14P4-A	B8A 19523-AA-B-C
EST M4G148-A	% C9AZ 19554-B	ESR M14P4-A	E0AZ 19526-AA
EST M4G150-A	★ C6TZ 19554-A	ESR M14P5-A	★ D8AZ 19C507-A
ESB M4G162-A	C9AZ 19554-B	ESR M14P5-A	E4AZ 19C507-AA
ESE M4G167-A2	E0AZ 19554-BA	ESR M14P6-A	★ C8AZ 19F535-A-B
ESE M4G168-A	★ D0AZ 19554-C	ESR M14P6-A	E3AZ 19F535-A-B
ESG M4G194-A	% D8AZ 19554-A	ESR M14P7-A	D6AZ 19A503-AA
ESE M4G195-A	% D6AZ 19562-A	ESR M14P9-A	D9AZ 19579-AA-BA
ESE M4G195-B	E8AZ 19562-A	ESR M14P9-A	E6AZ 19579-C
ESE M4G195-C	E3AZ 19562-A	ESR M14P10-A	D8AZ 19A501-AA
ESE M4G203-A1	% E1LY 1A109-A	ESR M14P10-A	E8AZ 19A501-AA-AB
ESE M4G204-A2	% E0AZ 19554-AA	ESR M14P12-A	C9AZ 19523-A
ESE M4G204-A3	E2FZ 19554-B	ESR M14P12-A	D6AZ 19523-A
ESP M4G214-A	% E0AZ 19554-AA	ESR M14P13-A	E2AZ 19526-A
ESB M4G221-A	D9AZ 19515-A	ESR M14P15-A	E0AZ 19526-BA-C
ESP M4G228-A	E1FZ 19562-A	ESE M14P16-A	E6AZ 19579-AA
ESE M4G234-A2	★ E2AZ 19562-A	ESF M16B5-A	* BB 14
ESE M4G234-A2	E2AZ 19562-B	ESF M16B5-A	* BB 16
ESA M4G280-A	E7AZ 19554-A	ESA M17B2-A	D4AZ 19B519-A
ESU M4G2501-A	E1FZ 19562-A	ESA M17B2-A	* YN 1-A
ESB M4J58-A	D8AZ 19562-AA	ESA M17B2-A	YN 7
ESR M5B106-A	B7A 19520-AA	ESR M17P1-A	★ D3AZ 19C544-B
ESR M4B194-B	★ 8A 19522-A	ESR M17P2-A	C8AZ 19C544-BA
ESR M5B196-A	★ D8AZ 19A501-B	ESR M17P3-A	C9AZ 19C544-AA
ESR M5B197-A	B7A 19521-AA	ESR M17P5-A	C9AZ 19550-AA-BA
ESR M5B202-A	★ D8AZ 19A501-B	ESR M17P6-A	★ 8A 19546-C
ESR M5B255-A	D2AZ 19523-A-B	ESR M18P1-A	★ D2AZ 19B542-A
ESR M5B255-A	D5AZ 19523-PBK	ESR M18P2-A	B5A 19554-A
ESB M5B280-A	% E0AZ 19562-A	ESR M18P2-A	D7AZ 19554-BA
ESA M6C25-A	C6AZ 19542-AA-BA	ESB M18P5-A	EPB M18P5-A
ESL M6C51-A	CE6TZ 19542-A	ESB M18P5-A	EPB 1618-B
ESR M6J130-A	D7AZ 19000-B	ESR M18P7-A	D8AZ 19554-A
ESR M6J130-A	E8AZ 19000-A	ESE M97B18-C	★ 8A 19549-A
ESR M7C54-A	D7AZ 19515-A	ESE M97B18-C	% E2FZ 19549-B
ESR M7C54-A	★ D8AZ 19515-A	ESE M97B18-C	E6HZ 19549-A
ESR M7C54-A	D8AZ 19515-B, BA	ESA M97B23-B	★ D2TZ 19577-A
ESR M7C54-A	E4AZ 19515-A	ESE M97B43-A	% E2FZ 19549-A
ESR M11B23-B	B4A 19534-AA	ESE M97B44-A	E2FZ 19549-AA-B
ESR M11B23-B	B8A 19534-A	ESE M99B37-B	D9AZ 19558-A-PAK
ESR M11B26-A	B7A 19530-A-B	ESE M99B37-B	E6AZ 19558-A
ESR M11B26-A	B7AZ 19530-AA	ESF M99B112-A	E25Y 19553-A
ESR M11B26-A	D4AZ 19530-A	ESR M99B135-A	D9AZ 19583-A
ESR M11B26-A	★ D8AZ 19534-A	ESR M99C50-B	★ C2RZ 19C548-A

FORD SPECIFICATION NO. TO SERVICE PART NO.

CROSS REFERENCE LIST

SPECIFICATION NO.	PART NUMBER	SPECIFICATION NO.	PART NUMBER
Note: In Specification basic number sequence — Cont'd			
* Motorcraft No. ★ No Longer Serviced % Service Equivalent			
ESR M99C50-C	E4AZ 19C548-A	ESR M99H93-B	E0AZ 19517-A
ESR M99C56-A	D7AZ 19A501-AA	ESR M99H93-B	E0AZ 19517-B
ESR M99C80-A	B7A 19579-C	ESR M99J300-A	E4AZ 19000-A-B-C-D
ESR M99C80-A	D9AZ 19579-CA	ESR M99P3-A	D3AZ 19517-B
ESE M99C115-A	E9SZ 19577-A	ESR M99P4-B	★ D0AZ 19515-A-B
ESA M99G50	D4AZ 19627-A	ESR M99P4-C	★ E6AZ 19515-A
ESA M99G50	* YZ 1	ESR M99P10-A	D7AZ 19515-A
ESR M99H93-B	B7A 19517-B	DEXRON® II	★ *XT 2-BDX-DDX-QDX
ESR M99H93-B	D3AZ 19517-AA	MERCON	* XT 2-BDX-DDX-QDX

CROSS REFERENCE LIST

The purpose of the Cross Reference List is to assist in the identification of Ford parts by means of the various manufacturers' numbers which are generally known throughout the automotive industry.

To determine the service classification or status of the part check the Ford Price List, and/or O.S.I. Catalogs.

Included in the Cross Reference List are the following:

Between Manufacturers' and Ford Part Numbers

CODE	PARTS LINE	PAGE
A	Alma products	1
AL	Anchorlok spring brake/air dryer parts	2
B	Bearing industry numbers for bearings, cups, etc.	3
BL	Miniature lamp and sealed beam bulb numbers	8
BW	Bendix-Westinghouse (heavy vehicle systems group) and related parts	9
CM	Curtis Marble	13
CR	Chicago Rawhide	14
	Dana Corporation axle and related parts	see Spicer
E	Eaton axle, pump and related parts	15
F	Fuller transmission and related parts	47
FM	Funk Manufacturing Co. transmission power take-off parts	67
H	Hendrickson tandem rear suspension and related parts	68
MG	MGM spring brake parts	72
MT	Mass-Tech. speedometer adapters	73
MX	Maxibase spring brake parts	74
N	New Process transmission and related parts	75
	Rockwell Standard axle and related parts	see Timken
NS	National Seal	81
PH	Phillips cold weather starting aid parts	82
PL	Per-Lux all weather safety light parts	83
PR	Precision Rubber	84
RG	Ross Gear Division, TRW	85
S	Spicer axle, transmission and related parts	88
SF	Stratoflex hose and air dryer parts	119
SG	Saginaw Steering Gear	120
ST	Stemco oil and pinion seal parts	122
SW	Stewart Warner speedometer gears and related parts	123
T	Timken axle and related parts	126
TR	TRW transmission and related parts	172
V	Victor Products	173
W	Warner transmission and related parts	174
WE	Wagner Electric and related parts	182

Between Ford Part Numbers and Manufacturers' Numbers

A listing of items by Ford part numbers appears at the end of this Section beginning with page 184.

ANCHORLOK SPRING BRAKE/AIR DRYER PARTS

C O D E	VENDOR PART NUMBER	FORD PART NUMBER	C O D E	VENDOR PART NUMBER	FORD PART NUMBER	C O D E	VENDOR PART NUMBER	FORD PART NUMBER
A	ALMA PRODUCTS		AL	162311	D8HZ 2063-G	AL	1126M015 1	DOHZ 2B034-A
AL	11M011	DOHZ 2A472-A	AL	162317	D8HZ 2063-F	AL	1126M017	DOHZ 2A478-B
AL	11M014	DOHZ 2321-C	AL	11428R8	DOHZ 2E225-A	AL	1126M038	DOHZ 2C478-A
AL	11M016	DOHZ 2321-D	AL	1126M000	D5TZ 2225-D	AL	1127000E	D5HZ 2225-E
AL	11M018	DOHZ 2099-A	AL	1126M001	DOHZ 2C225-B	AL	1127M000	D5TZ 2225-B
AL	11M037	DOHZ 2A471-A	AL	1126M002	DOHZ 2A463-D	AL	1127M001 AA	D2TZ 2C225-A
AL	11M052	DOHZ 2D225-A	AL	1126M003	DOHZ 2A475-A	AL	1127M003	D4HZ 2A475-A
AL	11M059	D5HZ 2099-A	AL	1126M005 1	DOHZ 2A470-C	AL	1127M005 1	DOHZ 2A470-D
AL	161376	D2TZ 2A463-A	AL	1126M006	DOHZ 2A466-A	AL	1127M006	D4HZ 2A466-A
AL	162063	D8HZ 2225-B	AL	1126M009	DOHZ 2325-C	AL	1127M009	DOHZ 2325-D

1980/ FORD TRUCK PARTS

BEARINGS, CUPS, etc.

C O D E	VENDOR PART NUMBER	FORD PART NUMBER	C O D E	VENDOR PART NUMBER	FORD PART NUMBER	C O D E	VENDOR PART NUMBER	FORD PART NUMBER
B 6		B 3552	B 204 DD	B8C 10095-A	B 308 MG	C4TZ	7065-A	
B 6 CE	8Z 3553	B 205 S	B 205 S	7EQ 7600	B 309 L	TGAA	7065-A	
B 11 BA	BB 3571-A	B 205 SS	B 205 SS	C4TZ 7600-C	B 309 S	C1TT	7118-A	
B 11 BC	81T 3571-A	B W 205 CC	B W 205 CC	C6TZ 10A304-A	B N 309 L	C4TZ	7065-C	
B MS 12	C2DZ 7065-A	B 206 DD	B 206 DD	C8TZ 7600-A	B 311 L	B9TT	7118-A	
B 13 C	BB 3552	B 206 L	B 206 L	C0DZ 7065-A	B 311 X3	C6TZ	4423-A	
B 13 CS	LA 3552-A	B 206 S	B 206 S	C2TZ 7600-A	B MJ 311	D2HZ	7127-B	
B 14 XS	81T 3553	B F 206 AKK	B F 206 AKK	D1FZ 1225-A	B P 311 K	C6TZ	4423-A	
B J 24 1248	B 7118-A	B F 206 KK	B F 206 KK	D0DZ 1225-A	B 312 L	C4TZ	7065-B	
B J 24 1256	B 7121-A	B 207	B 207	C3OZ 2873-A	B F 312 M	C4TZ	7025-B	
B RWF 34 R	C0DZ 1225-C	B 207 L	B 207 L	C3AZ 7025-B	B MRC 312 MG2	C1TT	7127-B	
B RWF 34 R	CC3DZ 1225-B	B 207 S	B 207 S	8M 7025	B NUP 312 UP	D2HZ	7118-B	
B 35 BC	70 3571	B 207 SLO	B 207 SLO	C5TZ 7025-A		D2HZ	7127-A	
B 36 X	70 3552	B 207 W-PP3	B 207 W-PP3	B7AA 1225-A	B WIR 312 L	C7TZ	7065-B	
B 38 A	7EQ 3553	B F 207 AKK	B F 207 AKK	D5DZ 1225-A	B 313 SG	C1TT	7065-C	
B RIVALN 40	D16Y 1225-B	B F 207 AKK	B F 207 AKK	D3AZ 1225-A	B 314 S	C6TZ	7065-H	
B RIVBLN 40	D16Y 1225-A	B F 207 AKK	B F 207 AKK	D2OZ 1225-B	B B 328	C6TZ	3571-B	
B E 43 FG-5	C2TZ 2B039-A	B F 207 HL	B F 207 HL	D8DZ 1225-B	B 354 A	61	1239	
B 45 BC	C1TT 3571-A	B F 207 KK29	B F 207 KK29	CC4AZ 1225-B	B 359 S	61	1240	
B 46	C1TT 3552-B	B RW 207	B RW 207	B7AZ 1225-A	B 362 A	B6J	1243-A	
B 47	C1TT 3552-C	B RW 207 CE	B RW 207 CE	CC4AZ 1225-B	B 368	C1TZ	1201-A	
B 58 C	68 3571-A	B 208	B 208	C1SZ 1225-B	B 368 A	B6J	1244-A	
B T 83	B 3123-A	B 208 LO	B 208 LO	51A 7025	B 382	B5Y	4222-A	
B BE 85	C7TZ 3123-B	B 208 SL	B 208 SL	B5S 7025-A	B 382 A	TCAA	1243-A	
B BE 86	C8TZ 3123-D	B F 208 AKK	B F 208 AKK	D5DZ 1225-B	B 382 S	B5D	4222-A	
B BE 87	C8TZ 3123-C	B F 208 AKK	B F 208 AKK	C9AZ 1225-A	B 385 A	D7HZ	4221-A	
B BE 88	C8UZ 3123-B	B F 208 HL	B F 208 HL	D8AZ 1225-A	B 387	B5Y	4242-A	
B T 94	BETZ 3123-A	B T 208	B T 208	D2HZ 3123-C	B 387 A	TCAA	1244-A	
	8J 3123	B 209	B 209	BB 7025	B 387 AS	C7TZ	1244-A	
B 104 CC	B5S 3517-A	B 209 L	B 209 L	8D 7025	B 392	D7HZ	4221-B	
B 111	B7T 7065-B	B 210	B 210	B8QH 7025-C	B 394 A	D7HZ	4222-A	
B 117 L	C6TZ 7065-A	B 210	B 210	C3TZ 4424-M	B 394 AS	TDAA	4222-A	
B 118	C1TT 4392-A	B 210	B 210	C3TZ 4424-M	B 395	B3TZ	4221-B	
B 118 L	C6TZ 7065-F	B 210 CCR	B 210 CCR	C3TZ 4424-M	B 399 A	C1TT	7B370-A	
B 118 S	C1TT 4392-A	B 211 L	B 211 L	E4HZ 7065-A	B U 399 A	D5AZ	1225-A	
B T 126	A8TZ 3123-A	B 211 MFG	B 211 MFG	TGAA 7025-A	B U 399 A	D4AZ	1225-A	
B T 127	19B 3123	B 211 MG	B 211 MG	TGAA 7025-A	B C 407 Q	C0DZ	7121-A	
B T 138	70 3123	B 211 SG	B 211 SG	E4HZ 7065-A	B C 417 Q	C3AZ	7118-A	
B B 146	C6TZ 3D525-A	B 212	B 212	C3TZ 4424-A	B C 436 Q	7EQH	7193	
	C7TZ 3E612-A	B 212 MG	B 212 MG	C8TZ 7118-A	B 439	AA	4672	
B T 146	C5AZ 3D525-B	B 212 SLV	B 212 SLV	C6TZ 7025-A	B S 443 Q	8L	7121	
B T 149	8MB 3123	B 213 LV	B 213 LV	C1TT 4561-A	B S 444 Q	B9TT	7422-A	
	D2TZ 3123-A	B 213 S	B 213 S	C6TZ 7065-G	B 453 A	C3TZ	7169-A	
B T 163	B5QH 3123-A	B 213 SL	B 213 SL	B7QH 7025-A	B 453 X	BB	1239-A	
	D2HZ 3123-B	B MRC 213 S	B MRC 213 S	C6TZ 7065-G	B S 456 Q	C1TT	7B412-A	
B T 182	B8QH 3123-A	B 214	B 214	B8QH 4470-A	B 462	BB	1240-A	
	D2HZ 3123-A	B 216 SL	B 216 SL	B8QH 7025-D	B 469	E0TZ	1244-A	
B 200 CC	B6A 10095-B	B 218 L	B 218 L	C1TT 7025-C	B 472	A8TZ	4222-A	
B 200 SL	B2Q 4094-A	B 303	B 303	B6A 10095-A	B 472 A	A8TZ	4222-A	
B 202 YY	7RA 8530-B	B 304 DD	B 304 DD	B9AF 10A303-A		81T	4241-M	
B 203 DD	A8AZ 10094-B	B 305 S	B 305 S	C2TZ 7600-B	B 473	8QH	4241	
	C6TZ 3D525-B	B 306 DD	B 306 DD	C3TZ 7600-B	B 480	8QH	4242	
	C3TZ 3D525-B	B 306 L	B 306 L	51A 7065	B 482	A8TZ	4221-C	
B 203 PP	C6TZ 3D525-B	B W 306 DD	B W 306 DD	C6TZ 10A303-A		81T	4242-M	
B 203 S	70 7600-B	B 307 L	B 307 L	8D 7065	B 493	B6Q	1243-A	
B 203 S22	C6TZ 3D525-B			8L 7025	B 495	C1TT	4221-E	
B E 203 FG-5	C3TZ 2B039-A	B 308 L	B 308 L	7EQ 7065	B 495 A	A8TZ	4221-A	
B 204	C2TZ 6A738-A	B 308 LI	B 308 LI	8MTH 7025		A8Q	4242-A	

**1980/
FORD TRUCK PARTS**

BEARINGS, CUPS, etc.

C O D E	VENDOR PART NUMBER	FORD PART NUMBER	C O D E	VENDOR PART NUMBER	FORD PART NUMBER	C O D E	VENDOR PART NUMBER	FORD PART NUMBER
B	495 AX	7EQ 1244	B	MRY 1206 EM	B8QH 7120-A	B	UY 1308 TM	B8QH 4625-B
B	496	C1TT 4221-A	B	R 1206 YGS-HC	D2HZ 7118-A	B	BU 1309 Z	E0HZ 4615-A
B	497	A7TZ 4221-A	B	U 1206 TM18	C1TT 4625-B	B	MRY 1309	B8QH 4625-C
B	498	81T 4221-M	B	1207 LO	B7T 7025-A	B	MRY 1309 EL	C6TZ 7118-C
B	R 509	C1VV 1180-A	B	1207 SL	TYAA 7118-A	B	MRYT 1309 EM	B8QH 4625-A
B	RW 509 FR	C1VY 1225-A	B	1207 SLO	TGAA 7025-A	B	MU 1309 CL	E0HZ 4615-A
B	RW 509 YY	C1VY 1225-A	B	M 1207 EL	7EQ 7118	B	MU 1309 CX	E0HZ 4615-A
B	O 513 Q	B7QH 7120-A	B	1208 L	C2TZ 7118-A	B	MU 1309 TM	B8QH 4625-C
B	532 A	B8QH 1217-A	B	M 1208 EL	B7QH 7118-A	B	MU 1309 UM	C1TT 7118-C
B	537	B8QH 1216-A	B	1209 SL	B4T 7025-B	B	MUB 1309 TM	C3TZ 4625-A
B	552 A	C5TZ 1217-A	B	L 1209 HC	C8TZ 7065-B	B	MUS 1309 TM	B8QH 4625-B
B	553 X	B5QH 1202-B	B	M 1209 EL	B8QH 7118-B	B	1310 LO	B7QH 7065-A
B	555 S	C5TZ 1216-A	B	MA 1209 EL	B8QH 4475-A	B	1310 SL	B8QH 7127-B
B	557 A	B5QH 1201-A	B	MR 1209 EL	C4TZ 7118-B	B	1311 L	B8QH 7065-B
B	563	8QH 4222-A	B	MRY 1209 EL	B8QH 7120-C	B	1311 SL	C1TT 7127-C
B	567	8QH 4221-B	B	MU 1209 CAHL	B8QH 4475-A	B	L 1311	D2HZ 7127-B
B	567 A	8QH 4221-A	B	1211 L	TGAA 7025-A	B	MR 1311	D2HZ 7127-B
B	568	C1TT 7B372-A	B	1212	C3TZ 4A086-H	B	MSN 1311 GELR	D0HZ 7065-A
B	572	TUAA 1239-A	B	1212 SL	B8QH 7025-A	B	MU 1311 UV	B9TT 7127-A
B	575	TUAA 1240-A	B	MR 1212 EL	C3TZ 4A086-H	B	1312	C1TZ 7065-A
B	580	D9HZ 1240-A	B	1213 GS	C1TT 4561-A	B	1312 L	C1TT 7127-B
B	580	B8QH 1240-B	B	1213 LV	C1TT 4561-A	B	1312 S	C4TZ 7025-B
B	581	C3TZ 4221-C	B	1213 MG	C1TT 4561-A	B	1312 SL	C1TT 7127-F
B	592 A	TUAA 1243-A	B	MR 1213 EL	C3TZ 4A086-A	B	1312 SLO	C1TT 7127-A
B	594	B8QH 1244-A	B	MU 1217 UMX	C3TZ 4615-F	B	BCA 1312 L1	C1TT 7127-B
B	594 A	D7HZ 1244-A	B	MRY 1218 EM	C3TZ 4615-B	B	H 1312 A	C1TT 7127-B
B	595	C2TZ 1244-A	B	MU 1218 TDM	C3TZ 4615-B	B	LP 1312 119	D2HZ 7127-A
B	598	TUAA 1244-A	B	MU 1221 UM	C3TZ 4615-A	B	LP 1312 UP	D2HZ 7118-B
B	598 A	D5HZ 1244-A	B	R 1304 BF	18 4625-A	B	MR 1312	C1TT 7B371-A
B	632	B8QH 4222-A	B	BCAMUB 1305	C1TT 4625-B	B	MR 1312 EL	C1TZ 7065-A
B	641	C3TZ 4621-A	B	MRY 1305 EM	C3TZ 4625-B	B	MRY 1312 EM	TWAA 4425-A
B	MNJ 641	C3SZ 10A304-A	B	MU 1305 EM	81T 4625-MA	B	MU 1312 TM	C1TT 7065-G
B	642	C3TZ 4222-A	B	MU 1305 TDM	C3TZ 4625-B	B	1313 L	C1TT 7065-C
B	644	B8QH 4221-A	B	MUB 1305 TDM	C1TT 4625-B	B	1313 S	C1TT 7065-A
B	653	B8QH 4222-D	B	UM 1305 B107	C1TT 4625-B	B	MR 1313 EJ	B9TT 7A065-A
B	663	C1TT 1244-A	B	UM 1305 B108	C1TT 4625-B	B	1314 SL	C7TZ 7065-A
B	665	B8QH 4221-E	B	M 1306 GEL	B5T 7127-A	B	B 1316 Q	B3C 7145-A
B	MNJ 671	C5AZ 10A304-A	B	MRY 1306 EM	7EQ 4625-A			TYAA 7422-A
B	672	C3TZ 4222-A	B	MU 1306 TDM	7EQ 4625-A	B	1328	AA 1217-A
B	C 672 Q	7EQ 7422	B	MU 1306 TDM	C1TZ 4625-A	B	1380	AA 1216-A
B	683	C3TZ 4221-A	B	MU 1306 UM	7EQ 4625-A	B	1412 L	B9TT 7065-A
B	683 A	D9HZ 1244-A	B	M 1307 EL	C6TZ 7118-A	B	NTA 1423	D4ZZ 3571-A
B	742	B8QH 1239-A	B	MR 1307 EL	C1TZ 7118-A	B	1505	C1DZ 7580-A
B	749	B8QH 1240-A	B	MU 1307 TM	C2TZ 7120-C	B	F 1505 C	C6OZ 7548-A
B	752	B8QH 1243-A	B	MU 1307 UM	C2TZ 7120-B	B	R 1535 TAV	C2AZ 4625-B
B	756 A	C4TZ 1201-A	B	MUS 1307 TM	7EQH 4625	B	RU 1557 J	C1TT 7120-D
B	760	B8QH 1244-B	B	UY 1307 TM	E0HZ 4625-A	B	R 1558 TAV	C2OZ 4625-B
B	SN 815 1	D7HZ 4323-B	B	UY 1307 TM	7EQH 4625	B	R 1563 TKV	C7AZ 1225-A
B	BR 866 1	D8HZ 3B614-A	B	1308 L	B4Q 7118-A	B	RU 1570 TM	C6TZ 4625-A
B	C 954 Q	C2DZ 7118-B	B	1308 SL	09B 7025	B	RU 1570 UM	D8HZ 4625-A
B	C 1086 Q	C3AZ 7121-A	B	M 1308 TV	C1TT 7118-G	B	U 1570	C6TZ 4625-A
B	C 1110 Q	CODR 7120-A	B	MR 1308 TV	C1TT 7118-E	B	1580	D0TZ 1225-A
B	1119	C2AZ 4625-B	B	MU 1308 GTV	C6TZ 7127-A	B	W 1590 Q	8D 7120
B	1203 LL	C6TZ 3D525-B	B	MU 1308 L	E3HZ 7120-A	B	B 1607 Q	B3T 7145-A
B	MU 1204 JA	C6TZ 7065-B	B	MU 1308 X	E3HZ 7120-A	B	JH 1612	C6TZ 7118-D
B	M 1205 EL	8Y 4625	B	MUC 1308 J	C4TZ 7120-A	B	1625 A	B6A 7580-A
B	MRY 1205 EM	TCAA 4625-A	B	MUS 1308 TM	B8QH 4625-B	B	1625 T	B7A 7580-A
B	L 1206 J120	D2HZ 7118-A	B	UY 1308 TM	E0HZ 4625-B	B	FB 1625 C	C7AZ 7548-A

**1980/
FORD TRUCK PARTS**

BEARINGS, CUPS, etc.							
C O D E	VENDOR PART NUMBER	FORD PART NUMBER	C O D E	VENDOR PART NUMBER	FORD PART NUMBER	C O D E	FORD PART NUMBER
B	FC 1625 C	C7OZ 7548-B	B	3720	9N 4222	B	02876
B	NTA 1625	E3TZ 3A299-A	B	3778	7EQ 1201	B	09067
B	TRB 1625	E3TZ 3A367-A	B	3780	C3TZ 4221-F	B	09074
B	J36 1644	7EQ 7120	B	3782	B5QH 1216-A	B	09195
B	J26 1648	BB 7120-A	B	3820	8L 4628	B	09196
B	J36 1652	B8QH 7120-B	B	3821	E3HZ 7K228-A	B	JP 10010
B	J40 1652	C5TZ 7120-A	B	3877	8L 4630	B	JP 10049
B	FS 1769	C4TZ 7600-B	B	3878	D1TZ 1239-A	B	Q 10599
B	Y 1816	C1AZ 3576-B	B	3920	BB 4222	B	11520
B	T 1921	D8HZ 3123-A			B6T 1243-A	B	11590
B	J35 1957	B 4645-A	B	3925	TVAA 4222-A	B	LM 11710
B	NTA 2031	C4TZ 7C096-C	B	JH 3979	E2HZ 4423-A	B	LM 11749
B	J32 2064	B7QH 7120-B	B	3982	B6T 1240-A	B	LM 11910
B	J40 2064	C1TT 7B369-C	B	3984	B6T 1244-B	B	JM 11946
B	J48 2064	C1TT 7B369-A	B	3994	8TH 4221	B	LM 11949
B	2065	C0TZ 7580-A	B	A 4024	D7TZ 7548-B	B	JP 12010
B	2065 31	C0TZ 7580-B	B	SAE 4620	D3TZ 7065-A	B	JP 12049
B	FA 2065 C	C6AZ 7548-B	B	DK 4911	D5AZ 3D525-A	B	RB 12052 F
B	FE 2065 C	C7AZ 7548-B	B	M 5204 TV	C6AZ 4625-A	B	SLH 12501
B	RW 2065 JJ	C0DW 1225-C	B	MUB 5205 UM	TVAA 4625-B	B	12520
B	J32 2080	BB 7118-A	B	MUB 5206 UM	B8QH 4625-A	B	12580
B	B 2110	C6TZ 3123-A	B	MUB 5206 UM	B6QH 4625-A	B	M 12610
B	BH 2210	E3TZ 3C123-A			C1TT 7120-A	B	M 12649
B	B 2212	C5TZ 3C685-A	B	MR 5208 EL	C1TT 7127-D	B	LM 12710
B	BH 2212	E3TZ 3C123-C	B	5211	C3TZ 4423-M	B	LM 12749
B	2255 18	B6Q 7580-A	B	5211 W	C3TZ 4423-M	B	Q 12784
B	2255 31	B6TZ 7580-A	B	5212	C3TZ 4424-A	B	13568
B	J 2420	E4HZ 7120-A	B	5212 W	C3TZ 4423-A	B	14125 A
B	SCE 2420	E4HZ 7120-A	B	5215 WL	C1TT 7065-E	B	14130
B	J66 2456	68 1225-A	B	RS 5305 W	BB 4625-B	B	14131
B	J40 2464	B8QH 7145-A	B	5308 L	B8QH 7127-A	B	14137 A
B	J40 2480	C1TT 7B369-B	B	ANY 5310 FULLER	SEE 81557	B	14138 A
B	2580	D6HZ 7065-B	B	5535	B4T 4628-A	B	14274
B	NKN 2592	D4FZ 8530-A	B	5557	C1TT 4525-B	B	14276
B	B 2610	C0TT 1092-A	B	5577	C1TT 4525-B	B	15101
B	A 2689	C6TZ 7118-B	B	5583	B4T 4630-A	B	15106
B	2720	7EQ 1217	B	Q 6086	8MTH 7031	B	15117
B	2726	8J 1202-B	B	6105	C5TZ 7600-B	B	15118
B	2759 28	C2TZ 7580-A	B	6203 RS	C6TZ 3D525-B	B	15123
B	2780	TGAA 1216-A	B	6211 NR	E4HZ 7065-A	B	15245
B	2788	BB 1201	B	M 6211 NR	TGAA 7025-A	B	15250 X
B	2790	7EQ 1216	B	SKF 6308 2RS	D16Y 1225-A	B	15828
B	2793	D3TZ 7065-A	B	6311 C32X	C6TZ 4423-A	B	Q 15902
B	B 2816	C2TZ 7127-A	B	6313	E0HZ 4423-A	B	18620
B	2820	8A 4616	B	6320	B8QH 1202-A	B	18690
B	2924	TCAA 1239-A	B	6389	B8QH 1201-A	B	18720
B	2984	TCAA 1240-A	B	6420	C5TZ 1202-A	B	18780
B	B 3216	C4TZ 7120-B	B	6461 A	C5TZ 1201-A	B	18790
		C4TZ 7127-A	B	7607	D1TZ 7065-A	B	QA 19792
B	3313	E0HZ 4423-A	B	Q 8326	TYAA 7120-A	B	21624
B	3420	09B 7169	B	8537	C2AZ 3552-A	B	QA 22148
B	3479	B4Q 7118-B	B	8750	C5AZ 3D525-A	B	22207
B	3525	81T 1202	B	8881	C1TT 7127-E	B	23100
B	2 3538	CC4AZ 1225-B	B	Q 9146	B9C 7065-A	B	23125
B	2 3538	B7A 1225-A	B	9220	E7HZ 4616-A	B	23256
B	3578	C6TZ 7118-E	B	9278	E7HZ 4621-C	B	M 24161
B	3585	8EB 1216	B	02820	8A 4616	B	24720
B	A 3641	D7TZ 7548-C	B	02872	8M 4621	B	24780
							8A 4621
							8A 1216-A
							B 1216
							8A 1217-A
							B 1217
							E7HZ 4222-B
							E7HZ 4221-B
							B5A 77406-A
							B9C 3126-A
							B9C 3123-B
							CODD 1217-A
							CODD 1216-A
							B5A 1217-A
							D6HZ 7025-B
							B5A 1216-A
							E7HZ 4222-G
							E7HZ 4221-H
							61 4626-B
							D5UZ 3576-B
							8M 1217
							8M 1216
							C3SZ 1217-A
							C3SZ 1216-A
							DOAZ 1217-A
							DOAZ 1216-A
							B4Q 7120-A
							78 7052
							D0TZ 1216-A
							01Y 1201
							C6TZ 7065-C
							C6TZ 7065-E
							19 4221
							D0TZ 1217-A
							01Y 1202
							C8TZ 1216-A
							91T 1216
							C6TZ 7025-B
							B 1201
							8A 1201-B
							8A 1202
							B 1202
							7EQH 4625
							B7T 7118-A
							91D 1239
							91D 1240
							91D 1243
							8D 1240
							B6D 1244-A
							C2AZ 7120-A
							7EQH 4058
							C2DZ 7121-A
							C1TT 7120-E
							C1TZ 3123-A
							8Q 4628
							C1TZ 3126-A
							C4TZ 7118-A
							8A 4222
							8A 4221

**1980/
FORD TRUCK PARTS**

BEARINGS, CUPS, etc.

C O D E	VENDOR		C O D E	VENDOR		C O D E	VENDOR	
	PART NUMBER	FORD PART NUMBER		PART NUMBER	FORD PART NUMBER		PART NUMBER	FORD PART NUMBER
B	25520	C3TZ 1202-B	B	39590	7EQH 1240	B	56425	7EQH 4221
B	25522	B6T 1202-A	B	41213	C1TT 4561-A	B	56650	7EQH 4222
B	25523	8M 4222	B	A 41328	D8HZ 3123-A	B	59175	8Q 4621-A
B	25527	8L 4222	B	42346	B8TZ 4221-B	B	59412	8Q 4616-A
B	25577	8M 4221	B	42350	C3TZ 4221-E	B	62032 RS	C6TZ 3D525-B
B	25578	68 4221	B	42381	8Q 4221-A	B	64450	E7HZ 4221-F
B	25584	D9HZ 7065-A	B	42584	8Q 4222-A	B	64700	E7HZ 4222-E
B	25590	B7T 1201-A	B	42620	C5TZ 4222-A	B	65200	C1TT 4307-A
B	25592	C6TZ 1240-A	B	42688	C5TZ 4221-A	B	65225	B8QH 4221-D
B	LM 25748	C5TZ 1201-B	B	DD 43007	C5AZ 3D525-C	B	65237	8Q 4630-A
B	25820	C3TZ 1202-A	B	DB 43932	E3ZZ 7F431-B	B	65320	C1TT 4527-A
B	25821	C6TZ 7169-A	B	DB 43932	E3TZ 3C123-B	B	65390	C1TT 4525-A
B	25877	C3TZ 1216-B	B	44143	TDAA 4621-A	B	65500	8Q 4628
B	25880	C3TZ 1216-A	B	44156	BB 4621-A	B	66225	C3TZ 4621-H
B	26822	B6A 4222-A	B	44348	BB 4616-A	B	66462	C3TZ 4616-H
B	26882	B6A 4221-A	B	44610	CODD 1202-A	B	LM 67010	B5A 1202-A
B	27820	TCAA 4616-A	B	L 44610	CODD 1202-A	B	LM 67048	B5A 1201-A
B	27820 D	48 4616	B	LL 44610	DOHZ 3517-B	B	67812	B8QH 4222-E
B	27875	TCAA 4621-A	B	LL 44643	DOHZ 3517-B	B	LM 68110	D0AZ 1202-A
B	27880	48 4621-B	B	44649	CODD 1201-A	B	JL 68111 Z	E1FZ 1217-A
B	28156	B 4221	B	L 44649	CODD 1201-A	B	L 68111	D8BZ 1202-A
B	M 28161	TYAA 7127-A	B	45220	TGAA 1202-A	B	JL 68145	E1FZ 1216-A
B	28521	B3D 4222-A	B	45284	TGAA 1201-A	B	LM 68149	D0AZ 1201-A
B	28580	TBAA 4221-A	B	L 45410	E1FZ 1243-A	B	68450	B8QH 4221-F
B	28622	TCAA 4222-A	B	L 45449	E1FZ 1244-A	B	68462	E0HZ 4221-B
B	28680	B3TZ 4221-A	B	47420	C8TZ 4222-A	B	68712	B8QH 4222-E
B	28682	B5Y 4221-A	B	47490	C8TZ 4221-A	B	JL 69310	D4AZ 1202-A
B	28921	C7TZ 7169-A	B	47620	7EQH 1243	B	JL 69349	D4AZ 1201-A
B	28985	C7TZ 7B372-A	B	47686	7EQH 1244	B	72188	C1TZ 4621-A
B	29630	C3TZ 4561-A	B	47820	C1TT 4222-A	B	72188 C	C1TZ 4621-A
B	29675	C3TZ 4561-B	B	47890	C1TT 4221-C	B	72200	B8QH 4621-D
B	LM 29710	C1UW 4222-A	B	LM 48510	B7C 1202-A	B	72200 C	B8TZ 4621-A
B	LM 29748	C5TZ 1201-B	B	LM 48548	B7C 1201-A	B	72201 C	D8HZ 4621-B
B	LM 29749	C1UW 4221-A	B	LM 48548 L	C8HZ 3C685-A	B	72212	B8QH 4621-A
B	31520	C1TT 4350-A	B	49520	B4T 4616-A	B	72212 C	B8TZ 4621-C
B	31593	8A 4628	B	49576	B4T 4621-A	B	72225 C	E0HZ 4621-A
B	31594	8M 4630	B	49576	B4TJ 4616-A	B	72487	B8QH 4616-A
B	31597	8M 4630	B	52387	C3TZ 4221-D	B	78215	B8QH 4621-E
B	X 32020 X	E7HZ 4221-C	B	52400	E7HZ 4221-D	B	78215 C	B8TZ 4621-B
B	Y 32020 X	E7HZ 4222-C	B	LL 52510	DOHZ 3517-A	B	78225 C	E7HZ 4621-D
B	X 32021 X	E7HZ 4221-E	B	LL 52549	DOHZ 3517-A	B	78551	B8QH 4616-D
B	Y 32021 X	E7HZ 4222-D	B	52618	C3TZ 4222-C	B	K 80-88 30	E3HZ 7065-A
B	M 32161	C5TZ 7127-B	B	RB 53052 F	BB 4626-D	B	M 86610	CODW 4616-A
B	33275	B4TZ 4221-A	B	53162	B6T 4630-A	B	M 86647	C6TZ 4621-B
B	33281	B6T 1244-A	B	53176	BB 4621-B	B	M 86649	CODW 4621-A
B	33287	B6T 1244-C	B	53176 C	BB 4621-B	B	M 88010	B7A 4616-A
B	33462	B4Q 1243-A	B	53177	TVAA 4621-A	B	M 88048	B7A 4621-A
B	33472	7EQ 4222	B	53375	BB 4616-B	B	88107	B9TZ 4840-A
B	34274	C2TZ 4470-A	B	53387	8TH 4616	B	88107 A	B9TZ 4840-A
B	34306	E7HZ 4221-A	B	DK 54185	E1UZ 1225-A	B	88107 AR	A9AZ 1225-A
B	34478	E7HZ 4222-A	B	55175 C	TWAA 4621-A	B	88128 FPP	C9AZ 1225-A
B	34492 A	C2TZ 4470-A	B	55176	7EQ 4630	B	88128 R	C1SZ 1225-B
B	39520	7EQH 1239	B	55176 C	A8TZ 4630-A	B	88506 AR	CC3DZ 1225-A
B	39581	8Q 1201-A	B	55187 C	7EQ 4621	B	88506 AR	CODZ 1225-A
B	39585	E8TZ 1244-A	B	55200 C	A8TZ 4621-A	B	88508	B5TZ 4840-B
B	39585	E8TZ 1244-A	B	55206 C	E7HZ 4621-A	B	88509	B5TZ 4840-A
B	39585	E8TZ 1244-A	B	55437	7EQH 4616	B	HM 88510	B5A 4616-B
B	39586	E3HZ 7N431-A	B	55443	7EQ 4616	B	HM 88542	B5A 4621-B

**1980/
FORD TRUCK PARTS**

BEARINGS, CUPS, etc.								
C O D E	VENDOR PART NUMBER	FORD PART NUMBER	C O D E	VENDOR PART NUMBER	FORD PART NUMBER	C O D E	VENDOR PART NUMBER	FORD PART NUMBER
B	HM 88610	C0DW 4628-A	B	HM 212049	C1TT 1240-A	B	JM 716649	D8HZ 4221-A
B	HM 88648	D9BZ 4630-A	B	JH 307710	D2HZ 4616-A	B	JHM 720210	E7HZ 4222-F
B	HM 88648	D9BZ 4630-A	B	JH 307749	D2HZ 4423-A	B	JHM 720249	E7HZ 4221-G
B	HM 88649	C0DW 4630-A	B	452621 G	C9AZ 2990-A	B	M 802011	C7AZ 4628-A
B	HM 89410	B5A 4616-A	B	LM 501310	B7A 4222-A	B	M 802048	C7AZ 4630-A
		TBAA 4616-A	B	LM 501314	C6TZ 4222-A	B	HM 803110	B6D 4616-A
B	HM 89440	B5A 4621-A	B	LM 501349	B7A 4221-A	B	HM 803146	B5D 4630-A
B	HM 89443	TBAA 4621-A	B	HM 503049	B7A 4221-A	B	HM 803149	D5TZ 4621-A
B	HM 89444	C6AZ 4630-A	B	HH 506310	C3TZ 4527-A	B	M 804010	C8TZ 4616-A
B	HM 89446	C1DZ 4360-A	B	HH 506348	C3TZ 4525-A	B	M 804049	C8TZ 4621-A
		C1DW 4630-A	B	JH 511910	E2HZ 4616-A	B	HM 804810	TBAA 4628-A
B	HM 89446 A	C1DZ 4630-A	B	JM 511910	D3TZ 4222-A	B	HM 804840	TBAA 4629-A
B	HM 89449	B5A 4630-A	B	JM 511946	D8HZ 4423-A	B	HM 804843	C5TZ 4621-A
B	F 95407	E4HZ 7C120-A	B	HM 516410	B8QH 4222-B	B	HM 804846	D7HZ 4621-A
B	LM 102910	C9AZ 4222-A	B	HM 516449	B8TZ 4221-A	B	HM 807010	B8QH 4616-C
B	LM 102949	C9AZ 4221-A	B	529942	D2HZ 7127-B	B	HM 807040	C1TT 4630-C
B	JLM 104910	D3HZ 7169-A	B	550218	O1Y 1202	B	HM 807044	B9TT 4621-A
B	LM 104911	C7TZ 1239-A	B	550403	C1TZ 1244-B	B	HM 807046	B8QH 4621-C
B	LM 104911 A	E0TZ 4222-A	B	550426	BB 1239-A	B	HM 807049	E2HZ 4621-A
B	JLM 104948	D3HZ 7127-B	B	565978	E1TZ 1225-A	B	808830	E3HZ 7065-A
B	LM 104949	C7TZ 1240-A	B	FDJC 586550	E4HZ 7C120-A	B	HM 813810	C1TT 4628-A
B	107902	B9TT 3552-B	B	LM 603011	B7A 4222-B	B	HM 813842	C5TZ 4630-A
B	WJ 162116	C8TZ 7B369-A	B	LM 603012	D9AZ 4222-A	B	HM 813843	C6TZ 4621-A
B	BF 182216	C4DZ 3576-B	B	LM 603049	B7A 4221-B	B	HM 813844	C1TT 4630-A
B	201011	C6TZ 1243-B	B	FDJC 657040	E4HZ 7K274-A	B	817711	C2SZ 3614-A
B	M 201011	C6TZ 1243-B	B	K 65X70X 40	E4HZ 7K274-A	B	JM 822010	E0HZ 4222-A
B	M 201047	C6TZ 1240-B	B	JLM 710910	D6UZ 1243-A	B	JM 822049	E0HZ 4221-A
B	M 201047 11R	C6TZ 1225-A	B	JLM 710949	D6UZ 1244-A	B	876707	C5AZ 3523-A
B	R 201047	C6TZ 1180-A	B	JLM 710949 C	E8HZ 4424-A	B	HM 903210	B9TT 4616-A
B	JM 207010	D3HZ 4222-A	B	JLM 714110	D8HZ 4222-C	B	HM 903216	B9TZ 4616-A
B	JM 207049	D3HZ 4423-A	B	JLM 714149	D8HZ 4424-A	B	M 903245	TDAA 4630-A
B	JH 211710	D8HZ 4222-B	B	H 715311	B8QH 4616-B	B	HM 903247	B9TZ 4621-A
B	JH 211749	D8HZ 4423-B	B	H 715334	C1TT 4621-A	B	HM 903247 A	B9TZ 4621-A
B	HM 212011	D9HZ 1202-A	B	H 715343	C1TT 4630-B	B	HM 903249	B9TT 4621-B
B	HM 212044	B9TT 1201-A	B	H 715345	B8QH 4621-B	B	M 903310	TDAA 4628-A
B	HM 212047	D9HZ 1216-A	B	JM 716610	D8HZ 4222-A			

1980/
FORD TRUCK PARTS

BULBS, MINIATURE LAMPS and SEALED BEAM UNITS

C O D E	VENDOR PART NUMBER		FORD PART NUMBER		C O D E	VENDOR PART NUMBER		FORD PART NUMBER		C O D E	VENDOR PART NUMBER		FORD PART NUMBER	
BL 37		D4AZ	13466-A	BL 214	2	D2SZ	13466-A	BL 1293		C9SZ	13466-A			
BL 51		A0AZ	13466-B	BL 256		C4SZ	13466-A	BL 1295		D3AZ	13466-A			
BL 53		C4SZ	13466-C	BL 257		C0AZ	13466-A	BL 1445		B6A	13466-B			
BL 55		78	13466	BL 561		D1AZ	13466-A	BL 1815		D2TZ	13466-A			
BL 57		B6A	13466-A	BL 562		DOZZ	13466-A	BL 1816		B8AZ	13466-A			
BL 63		B	13466	BL 573		D9HZ	13466-A	BL 1891		B9SZ	13466-A			
BL 67		09B	13466-A	BL 631		C3VY	13466-A	BL 1892		B9MY	13466-A			
BL 68		C1TF	13465-A	BL 1003		B6AZ	13466-A	BL 1892		B9MY	13466-A			
BL 81		A0AZ	13466-A	BL 1004		C3SZ	13466-A	BL 1893		C1VY	13466-A			
BL 82		8A	13464-A	BL 1034		B6A	13465-A	BL 1893		C1VY	13466-A			
BL 89		B5AZ	13466-A	BL 1073		B6A	13465-B	BL 1895 (Clear)		C3AZ	13466-B			
BL 90		C6SZ	13466-A	BL 1076		C1TB	13465-A	BL 1895 G(Green)		C4SZ	13466-B			
BL 93		B7A	13799-A	BL 1095		C7TZ	13466-A	BL 4001		B8AZ	13007-B			
BL 97		C3AZ	13466-G	BL 1129		B	13465	BL 4002		B8AZ	13007-A			
BL 97 1155		C3AZ	13466-G	BL 1141		B8E	13465-A	BL 4405		B6A	15330-B			
BL 97 A		C8VY	13466-A	BL 1142		C5ZZ	13466-A	BL 4416		B6A	15330-A			
BL 97 NA		C8MY	13466-A	BL 1154		11A	13465-A	BL 4421		D3HZ	15220-A			
BL 105		D0AZ	13466-A	BL 1155		C3AZ	13466-A	BL 4435		B6C	15330-A			
BL 158		C2AZ	13466-B	BL 1156		C3DZ	13466-A	BL 4436 R		D0UZ	15220-A			
BL 161		C3AZ	13466-D	BL 1157		C8TZ	13466-A	BL 4515		6A	15330			
BL 168		C7SZ	13466-B	BL 1157 (Clear)		C3AZ	13466-C	BL 4535		8C	15330			
BL 168 A		C8SZ	13466-A	BL 1157 A(Amber)		C3AZ	13466-E	BL 4633 R		D3UZ	15220-A			
BL 194		C2AZ	13466-C			C9AZ	13466-A	BL 5040		B5AF	13007-A			
BL 194 A		C9DZ	13466-A	BL 1157 NA(Amber)		C9MY	13466-A	BL 5400		C0DZ	13007-A			
BL 209		B4AZ	13466-A	BL 1178		C5TZ	13466-A	BL 6006		B5AF	13007-A			
BL 211 1		C7SZ	13466-A	BL 1178 A		C8ZZ	13466-A	BL 6012		C0DZ	13007-A			
BL 211 2		D1FZ	13466-B	BL 1195		C5VY	13466-A	BL 6013		C8HZ	13007-A			
BL 212 1		C6VY	13466-A	BL 1196		C6MY	13466-A	BL 9711 55		C3AZ	13466-G			
BL 212 2		D4MY	13466-A	BL 1232		C5TZ	13466-A							

1980/ FORD TRUCK PARTS

CROSS REFERENCE LIST 9

BENDIX-WESTINGHOUSE (HEAVY VEHICLE SYSTEMS GROUP) and RELATED PART NUMBERS								
C O D E	VENDOR PART NUMBER	FORD PART NUMBER	C O D E	VENDOR PART NUMBER	FORD PART NUMBER	C O D E	VENDOR PART NUMBER	FORD PART NUMBER
BW	C 111 603	E8HZ 3504-A	BW	205101	352928-S	BW	228549	C3TZ 2078-D
BW	SA 8918 41	D8HZ 2A622-B	BW	205182	372528-S	BW	228790	D0TZ 2099-C
BW	SA 8918 73	D8HZ 2A622-C	BW	205465	DOHZ 2A384-A	BW	229507	C1TT 2A208-C
BW	SA 8919 09	D8HZ 2A622-D	BW	205514	357636-S	BW	229547	381588-S
BW	SA 8919 11	D8HZ 2A622-A	BW	205824	352992-S	BW	229623	C6TZ 2A208-A
BW	SA 8925 15	EOHZ 2951-A	BW	205826	370033-S	BW	229625	C6TZ 2A224-A
BW	49624	C5TZ 2069-A	BW	205948	D5HZ 2099-C	BW	229628	C6TZ 4484-A
BW	F 59338	C8TZ 2042-A	BW	205950	C2TZ 2282-B	BW	229682	D0HZ 2A465-B
BW	065039	E4HZ 2A449-A	BW	210816	B6QH 2325-C	BW	229716	C6TZ 2A469-C
BW	100049	D8HZ 2B207-A	BW	214433	C1TT 4336-A	BW	229844	C2TZ 2A095-A
BW	100151	D9HZ 2A176-A	BW	216369	C1TT 2282-B	BW	229859	D0HZ 2A095-A
BW	100162	D9HZ 2018-A	BW	216603	C3TZ 2A290-A	BW	229991	C1TT 2991-A
BW	100169	D9HZ 2007-A	BW	220478	357634-S	BW	231329	D5HZ 2074-C
BW	101130	EOHZ 2A270-A	BW	221204	C3TZ 2A384-A	BW	231928	B6QH 2325-D
BW	101161	D9HZ 2013-A	BW	221978	372638-S	BW	233571	370257-S
BW	101162	D9HZ 2012-A	BW	221982	371126-S	BW	234099	D5HZ 2325-B
BW	101177	D8HZ 2A622-B			371129-S	BW	234100	D0TZ 2325-A
BW	101178	D8HZ 2A622-D	BW	221987	375634-S	BW	234101	D0HZ 2325-A
BW	101179	D8HZ 2A622-A	BW	222279	C6TZ 2A384-A	BW	234129	D5HZ 2321-A
BW	101180	D8HZ 2A622-C	BW	223665	8QH 13480	BW	234130	D0TZ 2321-A
BW	101181	D8HZ 2A622-E	BW	224317	C1TB 17B497-B	BW	234131	D0HZ 2321-B
BW	101182	D8HZ 2A622-F	BW	225141	D5HZ 2A465-C	BW	234189	D0HZ 2325-B
BW	101204	D8HZ 2L622-D	BW	225208	D0HZ 2A465-A	BW	234192	D0HZ 2321-A
BW	101205	D8HZ 2L622-A	BW	225643	D0TZ 2A469-D	BW	234226	B6QH 2325-B
BW	101206	D8HZ 2L622-B	BW	225644	D0HZ 2A469-D	BW	234433	B6QH 2325-A
BW	101207	D8HZ 2L622-C	BW	225679	D0TZ 2A465-B	BW	234435	B6QH 2321-A
BW	101234	EOHZ 2B431-A	BW	225733	D0TZ 2A469-B	BW	236056	D7HZ 2074-A
BW	101344	EOHZ 2A747-A	BW	225734	D0TZ 2A469-C	BW	236170	C8TZ 2A947-A
BW	101363	EOHZ 2A270-B	BW	225735	D0HZ 2A469-B	BW	236506	D5HZ 2306-A
BW	101486	EOHZ 2A435-A	BW	225740	C6TZ 2A384-B	BW	237698	C7TZ 2A961-A
BW	101528	EOHZ 2951-B	BW	225788	371128-S	BW	238051	C5TZ 2535-A
BW	101609	D9HZ 2L270-A	BW	225811	D0TZ 2A465-C	BW	239149	D5HZ 2099-B
BW	102144	E3HZ 2B431-A	BW	226196	374376-S	BW	239357	384425-S
BW	102969	E3HZ 4484-A	BW	226214	B9TT 2025-A	BW	240302	C2TZ 2A736-A
BW	104617	E6HZ 3L548-A	BW	226220	D6HZ 2A463-A	BW	240412	ED 211106
BW	104618	E6HZ 3L548-B	BW	226229	C8TZ 2025-A	BW	240524	C1TT 2074-B
BW	104619	E6HZ 3575-A	BW	226239	C1TT 2225-A	BW	241757	C3TZ 2A292-A
BW	104620	E6HZ 3F697-A	BW	226503	D1HZ 2063-A	BW	244261	C6TZ 2A468-A
BW	104643	E6HZ 3D728-A	BW	226577	B9TT 2225-D	BW	244262	C6TZ 2321-B
BW	104656	E6HZ 3L564-A	BW	226692	D5HZ 2A465-D	BW	244368	C6TZ 2B215-A
BW	104750	E6HZ 8A627-D	BW	226992	C8TZ 2A896-A	BW	244379	C6TZ 2B001-A
BW	104751	E6HZ 8A627-H	BW	227145	C3TZ 2225-M	BW	244414	C6TZ 2325-B
BW	104758	E6HZ 8A627-A	BW	227148	381764-S	BW	244415	C6TZ 2325-A
BW	104761	E6HZ 8A627-E	BW	227161	374554-S	BW	244682	D0TZ 2457-A
BW	104764	E6HZ 8A627-F	BW	227212	D0HZ 2A465-C	BW	244829	C7TZ 2074-A
BW	104767	E6HZ 8A627-B	BW	227224	D5HZ 2A465-E	BW	245018	C6TZ91044E64-A
BW	104773	E6HZ 8A627-C	BW	227308	B9TT 2225-C	BW	245110	C7TZ 2321-A
BW	104923	E6HZ 8A627-G	BW	227661	B9Q 2951-A	BW	245135	C7TZ 2B021-A
BW	129495	E3HZ 2B176-A	BW	227742	D0TZ 2A470-A	BW	245242	384741-S
BW	200001	B6QH 2325-E	BW	227743	D0HZ 2A470-A	BW	245294	C7TZ 2A896-A
BW	200361	383801-S	BW	227744	D5HZ 2A470-B	BW	245674	C7TZ 2074-B
BW	200455	384180-S	BW	227745	D0TZ 2A470-B	BW	245859	D2HZ 2B463-A
BW	200457	383800-S	BW	227746	D0HZ 2A470-B	BW	246088	D0HZ 2A269-A
BW	200661	B9Q 2955-A	BW	227922	D6HZ 2A465-A	BW	246089	D0HZ 2A269-B
BW	202797	8QH 2099-A	BW	228123	B9TT 2025-B	BW	246090	D0HZ 2A269-C
BW	203754	383802-S	BW	228280	C6TZ 2A470-B	BW	246091	D0HZ 2A269-D
BW	203755	384182-S	BW	228284	D4HZ 2063-B	BW	246405	382863-S
BW	203897	383803-S	BW	228468	B9TZ 2A138-A	BW	246870	383818-S

July, 1989

COPYRIGHT © 1989 — FORD MOTOR COMPANY — DEARBORN, MICHIGAN

New Issue

1980/
FORD TRUCK PARTS

BENDIX-WESTINGHOUSE (HEAVY VEHICLE SYSTEMS GROUP) and RELATED PART NUMBERS

C O D E	VENDOR PART NUMBER	FORD PART NUMBER	C O D E	VENDOR PART NUMBER	FORD PART NUMBER	C O D E	VENDOR PART NUMBER	FORD PART NUMBER
BW	246892	383808-S100	BW	275355	C1TT 2025-C	BW	280042	C6TZ 2A469-B
BW	246894	383828-S100			374553-S	BW	280043	C6TZ 2A469-E
BW	247042	383806-S	BW	275371	C1TT 4497-B	BW	280099	C7TZ 2225-F
BW	247051	383819-S100	BW	275414	C1TB 17B497-A	BW	280262	C6TZ 2225-A
		384480-S	BW	275426	C1TT 2025-E	BW	280318	C6TZ 2225-B
BW	247057	383826-S100	BW	275471	D0TZ 2885-A	BW	280319	C6TZ 2A463-C
		383831-S100	BW	275569	D1XZ 9961-A	BW	280339	C6TZ 2A465-C
BW	247084	383829-S100	BW	275665	C3TZ 2A138-A	BW	280439	C7TZ 4484-B
BW	247166	DOHZ 2A736-A	BW	275721	C7TZ 2575-A	BW	280499	C6TZ 7312-A
BW	247168	DOHZ 4503-A	BW	275824	C1TZ 2A384-A	BW	280694	381598-S
BW	247343	DOHZ 2A292-A	BW	275844	C2TZ 2A622-A	BW	280775	C7TZ 2063-A
BW	247398	DOHZ 2B495-A	BW	275993	C3TZ 2025-D	BW	280803	C7TZ 2A270-A
BW	247697	383812-S100	BW	276108	D7HZ 2885-A	BW	280901	C7TZ 7312-A
BW	247784	383863-S100	BW	276305	C2TZ 2A744-A	BW	280935	C3TZ 4497-B
BW	247824	384201-S100	BW	276333	C2TZ 2A270-B	BW	281015	C6TZ 4484-B
		384190-S100	BW	276334	C2TZ 2A270-A	BW	281069	D2HZ 2A270-B
BW	247856	384042-S	BW	276397	C2TZ 2949-A	BW	281159	C7TZ 2A270-B
BW	247879	384206-S100	BW	276532	C3TZ 4484-A	BW	281389	C7TZ 4484-A
BW	247880	384188-S100	BW	276919	C3TZ 2A456-A	BW	281553	C6TZ 2B320-A
BW	247885	384191-S100	BW	277147	C6TZ 2A435-A	BW	281645	C8TZ 2A270-A
		384187-S100	BW	277366	C3TZ 2282-A	BW	281679	DOHZ 2B339-A
BW	248001	384266-S100	BW	277415	C3TZ 2A208-A	BW	281736	C8TZ 13480-D
BW	248042	384570-S100	BW	277466	378651-S	BW	281760	C8HZ 2A747-A
BW	248050	DOHZ 2535-A	BW	277959	C3TZ 2314-A	BW	281815	C6TZ 2063-B
		384232-S100	BW	278016	B8QH 2314-A	BW	282051	Z8HD 2885-A
BW	248054	384233-S100	BW	278017	C1TT 2315-A	BW	282057	C8HZ 2063-C
BW	248190	384399-S100	BW	278254	C1TT 2315-B	BW	282078	C6TZ 2063-C
BW	248755	D2HZ 2A896-A	BW	278255	C1TT 2314-B	BW	282082	C8HZ 2063-B
BW	249375	DOTZ 2B622-A	BW	278312	C5TZ 2315-A	BW	282134	C8HZ 2B193-A
BW	254017	E9TZ 3L504-A	BW	278614	C1TT 2575-A	BW	282368	C7TZ 2A622-A
BW	254018	E8HZ 3L548-B	BW	278825	C5TZ 2B139-A	BW	282407	DOHZ 2063-A
BW	254019	E8HZ 3L548-A	BW	279180	C6TZ 2A449-A	BW	282410	DOHZ 2A270-A
BW	254020	E8HZ 3575-A	BW	279479	C6TZ 2A463-B	BW	282411	DOHZ 2A095-B
BW	254021	E8HZ 3F697-A	BW	279692	C8TZ 2951-B	BW	282412	DOHZ 2A747-A
BW	254033	E9TZ 3F697-A	BW	279740	C5TZ 2025-K	BW	282815	DOHZ 2991-A
BW	254045	E9HZ 3L504-A	BW	279742	C6TZ 2A469-D	BW	282816	DOHZ 2A995-A
BW	254046	E9HZ 3L548-A	BW	279743	C6TZ 2A469-A	BW	282825	DOHZ 2A470-E
BW	254047	E9HZ 3L548-B	BW	279744	C6TZ 2A470-C	BW	282829	DOTZ 2025-A
BW	254048	E9HZ 3575-B	BW	279745	C6TZ 2A470-A	BW	282830	DOHZ 2025-C
BW	254049	E9HZ 3F697-A	BW	279747	C6TZ 2A465-B	BW	282831	DOTZ 2025-B
BW	260520	C7TZ 2A956-B	BW	279768	C6TZ 2025-A	BW	282832	DOHZ 2025-E
BW	260521	C7TZ 2A956-A	BW	279769	C5TZ 2025-J	BW	282833	DOHZ 2025-D
BW	260522	C7TZ 2A956-C	BW	279774	C6TZ 2A465-A	BW	282834	DOTZ 2225-A
BW	275149	374186-S	BW	279775	C6TZ 2A465-D	BW	282835	DOHZ 2225-B
BW	275191	DOHZ 2A896-A	BW	279776	C7TZ 2A465-A	BW	283012	C9TZ 13480-A
BW	275242	C1TZ 2A270-A	BW	279777	C6TZ 2A465-E	BW	283036	DOHZ 2B431-A
BW	275263	C1TZ 2886-A	BW	279779	C6TZ 2A465-F	BW	283038	DOHZ 2A435-A
BW	275268	374184-S	BW	279780	C6TZ 2A463-A	BW	283039	DOHZ 2951-A
BW	275276	374175-S	BW	279781	C6TZ 2A463-D	BW	283040	D3HZ 2A622-A
BW	275284	374185-S	BW	279782	C7TZ 2A463-A	BW	283041	DOHZ 4484-B
BW	275307	C1TT 2454-A	BW	279783	C6TZ 2A463-E	BW	283042	DOHZ 4484-C
BW	275343	C1TT 2A224-B	BW	279785	C6TZ 2A463-F	BW	283043	DOHZ 4484-A
BW	275345	C1TT 2A208-D	BW	279855	C6TZ 2949-A	BW	283044	DOHZ 2A208-A
BW	275346	C1TT 2A224-C	BW	279857	C6TZ 2A270-A	BW	283051	DOHZ 2951-B
BW	275347	C1TT 4484-C	BW	279878	C6TZ 2063-A	BW	283086	DOHZ 2A449-A
BW	275348	DOTZ 2A465-A	BW	279880	C6TZ 2083-D			384014-S
BW	275353	C1TT 2025-A	BW	279883	C6TZ 2A747-A	BW	283477	DOHZ 2575-A
BW	275354	C1TT 2025-B	BW	280041	C5TZ 2225-G	BW	283484	DOTZ 2A463-B

**1980/
FORD TRUCK PARTS**

BENDIX-WESTINGHOUSE (HEAVY VEHICLE SYSTEMS GROUP) and RELATED PART NUMBERS

C O D E	VENDOR PART NUMBER		FORD PART NUMBER		C O D E	VENDOR PART NUMBER		FORD PART NUMBER		C O D E	VENDOR PART NUMBER		FORD PART NUMBER	
BW	283485		D0TZ	2A463-C	BW	288856		D7HZ	2B571-C	BW	318128		C5TZ	2018-E
BW	283485		D0HZ	2A463-B	BW	288857		D7HZ	2B571-D	BW	318129		C5TZ	2019-C
BW	283487		D0TZ	2A463-D	BW	289060		D8HZ	2A747-A	BW	318130		C5TZ	2007-U
BW	283488		D0HZ	2A463-C	BW	289086		D8HZ	2A270-A	BW	318133		C5TZ	2007-V
BW	283525		D0HZ	2A208-B	BW	289309		E4HZ	2K806-A	BW	318438		C6TZ	2B202-A
BW	283598		D0HZ	2025-F	BW	289487		C3TZ	2A550-A	BW	318564		C6TZ	2B009-C
BW	283695		C6TZ	2A138-A	BW	289544		D8HZ	2A270-A	BW	318597		D2TZ	2B024-B
BW	283695		D8HZ	2A138-A	BW	291857		D5HZ	2043-A	BW	318599		D2TZ	2B024-A
BW	283695		D5HZ	2A138-B	BW	292336		D5HZ	2306-B	BW	318657		C6TZ	2041-C
BW	283696		D5HZ	2A138-A	BW	292917		D8HZ	2L248-B	BW	318695		C7TZ	2212-D
BW	283696		C6TZ	2A138-B	BW	292918		D8HZ	2L248-A	BW	318696		C7TZ	2211-D
BW	283793		D0TZ	2A574-A	BW	292919		D8HZ	2B174-A	BW	318697		C7TZ	2212-E
BW	283817		C8HZ	2A131-B	BW	292920		D8HZ	2L280-A	BW	318698		C7TZ	2211-E
BW	284074		C9TZ	2078-A	BW	292921		D8HZ	2L280-B	BW	318700		C7TZ	2211-F
BW	284674		C7TZ	2225-E	BW	316339		C5TZ	2B203-A	BW	318701		C7TZ	2212-G
BW	284760		D2HZ	2A270-A	BW	316340		C5TZ	2B205-A	BW	318702		C7TZ	2211-G
BW	285156		D5HZ	2A463-C	BW	316341		C5TZ	2B206-A	BW	319762		D3HZ	2092-A
BW	285170		D5HZ	2025-C	BW	316354		C5TZ	2047-A	BW	320054		C7TZ	2218-B
BW	285368		D3TZ	2063-A	BW	316355		C5TZ	2A041-A	BW	320055		C7TZ	2007-B
BW	285429		D5HZ	2A469-D	BW	316356		C5TZ	2B208-A	BW	321282		C8TZ	2212-R
BW	285518		D2TZ	2A131-A	BW	316367		C5TZ	2035-B	BW	321283		C8TZ	2211-L
BW	285677		D5HZ	2A138-C	BW	316368		C5TZ	2068-A	BW	323125		C9TZ	2B211-A
BW	285677		D3HZ	2A138-A	BW	316369		C5TZ	2A176-A	BW	323163		C7TZ	2314-A
BW	285678		D5HZ	2A138-D	BW	316370		C5TZ	2049-A	BW	323165		DOHZ	2B002-A
BW	285678		D3HZ	2A138-B	BW	316392		C5TZ	2296-A	BW	323166		C9TZ	2046-A
BW	285683		D5HZ	2K119-A	BW	316400		C5TZ	2012-E	BW	323193		D0TZ	2A296-A
BW	285781		D0TZ	2B214-A	BW	316442		C5TZ	2212-J	BW	323541		C8TZ	2042-G
BW	285785		D3TZ	2B000-A	BW	316443		C5TZ	2211-K	BW	323966		DOHZ	2013-B
BW	285786		D2TZ	2B024-C	BW	316444		C5TZ	2212-L	BW	323967		DOHZ	2012-B
BW	285786		D3TZ	2B000-B	BW	316445		C5TZ	2211-M	BW	324055		DOHZ	2214-A
BW	285886		D5HZ	2A896-A	BW	316448		C5TZ	2B002-B	BW	324056		DOHZ	2214-B
BW	286237		D5HZ	2025-A	BW	316861		C5TZ	2012-F	BW	324093		DOHZ	2013-A
BW	286420		D3HZ	2B214-B	BW	316967		C5TZ	2218-J	BW	324094		DOHZ	2012-A
BW	286421		D3HZ	2B214-A	BW	316968		C5TZ	2218-H	BW	324095		DOHZ	2035-A
BW	286701		D5HZ	2A463-B	BW	316970		C5TZ	2218-F	BW	324235		DOHZ	2212-C
BW	286746		D5HZ	2140-C	BW	316975		C5TZ	2007-T	BW	324236		DOHZ	2211-B
BW	286747		D5HZ	2B339-A	BW	316976		C5TZ	2007-S	BW	324244		DOHZ	2212-B
BW	286753		D5HZ	2140-B	BW	316977		C5TZ	2007-R	BW	324245		DOHZ	2211-A
BW	286756		D5HZ	2B571-D	BW	316978		C5TZ	2007-P	BW	324252		DOHZ	2212-J
BW	286891		D5TZ	2A208-A	BW	316999		C5TZ	2B207-A	BW	324253		DOHZ	2211-H
BW	286893		D5HZ	2B431-A	BW	317072		C5TZ	2214-K	BW	324258		DOHZ	2212-H
BW	286895		D5HZ	2A270-A	BW	317073		C5TZ	2214-J	BW	324259		DOHZ	2211-G
BW	286903		D5HZ	2A435-A	BW	317074		C5TZ	2214-H	BW	324265		DOHZ	2212-D
BW	287124		D5TZ	2A270-A	BW	317075		C5TZ	2214-G	BW	324266		DOHZ	2211-C
BW	287125		D5TZ	2A270-B	BW	317584		C6TZ	2214-C	BW	324271		DOHZ	2212-G
BW	287139		D5HZ	2K119-C	BW	317706		C5TZ	2211-N	BW	324272		DOHZ	2211-F
BW	287180		D5HZ	2K119-B	BW	317775		C6TZ	2211-F	BW	324279		DOHZ	2212-E
BW	287284		D6HZ	2A469-A	BW	317780		C6TZ	2212-G	BW	324280		DOHZ	2211-D
BW	287302		D5HZ	2025-D	BW	317781		C6TZ	2211-G	BW	324285		DOHZ	2212-F
BW	287317		D5HZ	2A469-E	BW	317970		C7TZ	2212-C	BW	324286		DOHZ	2211-E
BW	287639		D5HZ	2A469-F	BW	317971		C7TZ	2211-C	BW	324361		C6TZ	2B213-B
BW	287680		D6HZ	2025-B	BW	318011		C6TZ	2212-E	BW	324406		DOHZ	2A214-A
BW	287782		D5HZ	2A270-B	BW	318012		C6TZ	2211-E	BW	324782		DOHZ	2212-U
BW	288295		D5HZ	2951-A	BW	318086		C6TZ	2214-F	BW	324783		DOHZ	2211-S
BW	288381		D5HZ	2B571-A	BW	318087		C6TZ	2212-D	BW	325007		D2TZ	2B004-A
BW	288393		D5HZ	2B571-C	BW	318088		C6TZ	2211-D	BW	386732		D5HZ	2K016-A
BW	288854		D7HZ	2B571-A	BW	318126		C5TZ	2018-F	BW	445014		D5TZ	2013-A
BW	288855		D7HZ	2B571-B	BW	318127		C5TZ	2019-D	BW	445015		D5TZ	2012-A

1980/
FORD TRUCK PARTS

BENDIX-WESTINGHOUSE (HEAVY VEHICLE SYSTEMS GROUP) and RELATED PART NUMBERS

C O D E	VENDOR PART NUMBER	FORD PART NUMBER		C O D E	VENDOR PART NUMBER	FORD PART NUMBER		C O D E	VENDOR PART NUMBER	FORD PART NUMBER	
BW	445085	D5TZ	2013-B	BW	2231961	E4HZ	2004-A	BW	2771180	E4HZ	2032-C
BW	445086	D5TZ	2012-B	BW	2232024	E4HZ	2004-B	BW	2771223	E4HZ	2N091-A
BW	445261	D5TZ	2218-A	BW	2232059	E4HZ	2B262-A	BW	2771308	E4HZ	2L195-A
BW	445262	D5TZ	2007-C	BW	2232061	E4HZ	2076-A	BW	2771309	E4HZ	2309-A
BW	445266	D5TZ	2B209-A	BW	2232062	E4HZ	2076-B	BW	2771320	E4HZ	2A016-A
BW	445274	D5HZ	2007-B	BW	2232191	E4HZ	2140-B	BW	3200709	D9HZ	2B000-A
BW	445282	D5TZ	2018-C	BW	2232222	E4HZ	2140-A	BW	3201207	D3HZ	2A176-A
BW	445284	D5TZ	2019-A	BW	2770255	E4HZ	2005-A	BW	3202736	D5HZ	2046-A
BW	618074	E3TZ	2208-A	BW	2770256	E4HZ	2005-B	BW	3202737	D5TZ	2046-A
BW	2230923	E0HZ	2140-A	BW	2770314	E4HZ	2F005-A	BW	3202740	D4TZ	2314-A
BW	2231899	E3HZ	2140-A	BW	2770890	E3HZ	2N091-A	BW	3202741	D5TZ	2047-A
BW	2231901	E3HZ	2140-B	BW	2771114	E0HZ	2C012-A				

**1980/
FORD TRUCK PARTS**

CURTIS MARBLE

C O D E	VENDOR PART NUMBER		FORD PART NUMBER		C O D E	VENDOR PART NUMBER		FORD PART NUMBER		C O D E	VENDOR PART NUMBER		FORD PART NUMBER	
CM	1B 1047	.7466	E1HZ	17294-D	CM	1B 10471	1.4835	E4HZ	17294-A	CM	1B 10471	1.7307	E4HZ	17294-D
CM	1B 10471	.8095	E3HZ	17294-B	CM	1B 10471	1.5454	E4HZ	17294-B	CM	1B 10471	1.8000	E3HZ	17294-D
CM	1B 10471	1.4615	E3HZ	17294-C	CM	1B 10471	1.6863	E4HZ	17294-C					

1980/
FORD TRUCK PARTS

CHICAGO RAWHIDE

C O D E	VENDOR PART NUMBER		FORD PART NUMBER		C O D E	VENDOR PART NUMBER		FORD PART NUMBER		C O D E	VENDOR PART NUMBER		FORD PART NUMBER	
CR	12456		C6TZ	3254-D	CR	26745		B7TZ	1174-A	CR	526497		D2TZ	4813-A
CR	13165		C6TZ	3254-C	CR	27292		B8QH	4813-A	CR	526498		D2HZ	4813-A
CR	13738		O1T	4676-A	CR	27467		B2TZ	1175-A	CR	526499		D2TZ	4813-B
CR	14810		B5QH	2330-A	CR	28746		C7TZ	1175-A	CR	527281		D2TZ	7B215-B
CR	16747		E0TZ	3254-B	CR	31288		BB	1175-C	CR	528276		D5UZ	1175-A
CR	17392		C1UZ	1190-A	CR	35066		D1HZ	1190-A	CR	528568		D5UZ	1175-B
CR	17599		O1Y	1190-A	CR	39385		7EQ	1175-A	CR	529266		D6UZ	1175-A
CR	18049		E4HZ	7B215-B	CR	40108 1		E3TZ	3254-A	CR	531602		E0TZ	7B215-A
CR	18264		B8A	4676-B	CR	40403 1		E3TZ	3254-B	CR	531756		E0TZ	3254-A
CR	18545		C6TZ	1181-A	CR	47697		E1HZ	1175-A	CR	534012		D6HZ	7B215-A
CR	18658		D8TZ	7B215-A	CR	48796		D1HZ	1190-B	CR	540269		D6TZ	7B215-B
CR	18843		8J	1190-A	CR	48883		C4TZ	1190-A	CR	540639		D9TZ	7B215-A
CR	18887		B5TZ	4676-A	CR	500863		8J	1190	CR	540708		D5HZ	1190-E
CR	19360		C6TZ	1190-A	CR	501668		B6Q	1175-A	CR	540710		D5HZ	1190-C
CR	21098		B9TT	4813-A	CR	503513		B6Q	1174-A	CR	540746		B8TZ	4676-B
CR	21210		C1TT	4813-C	CR	503729		TUAA	1175-A	CR	541849		D2TZ	4813-B
CR	21213		TCAA	4676-A	CR	503755		D7HZ	1181-A	CR	542356		D8TZ	7B215-C
CR	21234		B9TT	4676-A	CR	512451		D3TZ	7B215-B	CR	542357		D8TZ	7B215-E
CR	22425		8T	4676-B	CR	517383		C6TZ	7B215-C	CR	542390		E0HZ	4676-B
CR	23130		91T	1190	CR	522849		C9TZ	1190-A	CR	542681		E1TZ	7B215-A
CR	23652		TVAA	4463-A	CR	522941		C1TT	4676-A	CR	543779		C6TZ	4676-B
CR	23702		C6TZ	1175-B	CR	523076		C9TZ	1175-C	CR	545021		D4TZ	7B215-B
CR	23820		B4J	1175-A	CR	524416		C9HZ	1190-B	CR	711818		D6TZ	1175-B
CR	23830		61	1175	CR	526496		D2HZ	4813-B	CR	711822		D8TZ	1175-C

1980/ FORD TRUCK PARTS

CROSS REFERENCE LIST 15

EATON AXLE, PUMP and RELATED PART NUMBERS

C O D E	VENDOR PART NUMBER	FORD PART NUMBER	C O D E	VENDOR PART NUMBER	FORD PART NUMBER	C O D E	VENDOR PART NUMBER	FORD PART NUMBER
E	58X 1	72089-S	E	6262	7EQH 1180	E	10799	B 4636-A
E	65X 1	353051-S	E	6370	C2TZ 1A012-A	E	10800	01T 4537-MC
		87615-S	E	ER 6687	B8TZ 3B559-B	E	10801	01T 4537-ME
E	19P 4	87675-S	E	ER 6876	C2AZ 3B559-A	E	10802	01T 4537-MG
E	65X 4	353069-S	E	ER 7418	B4AZ 3B688-B	E	10803	01T 4537-MJ
E	90X 5	34810-S7-8	E	ER 7453	B4TZ 3B688-A	E	10804	01T 4537-ML
E	90X 7	34825-S	E	ER 7614	B8AZ 3A570-A	E	10805	01T 4537-MN
E	95X 8	7EQH 4232-B	E	ER 7614	E2HZ 3A570-A	E	10806	01T 4537-MQ
E	25P 9	8QH 4222-A	E	ER 7621	B8E 33627-A	E	10807	01T 4537-MS
E	65X 9	358048-S	E	ER 7621	E2HZ 3M627-A	E	10808	01T 4537-MT
E	90X 9	34827-S	E	ER 7791	E0HZ 3A570-A	E	10809	20690-S
E	10X 10	20348-S8	E	7803	C2SZ 3B688-A	E	10904	C1TT 4346-A
E	13P 18	72107-S	E	ER 7803	C2SZ 3B688-A	E	10906	8QH 4194
E	58X 25	72126-S	E	7861	C4TZ 4168-A	E	10908	356120-S
E	45X 29	34671-S8	E	7865	371357-S	E	10950	01T 4537-MW
E	13P 31	72057-S	E	ER 7881	D8HZ 33627-A	E	10951	01T 4537-MA
E	10X 32	353659-S	E	ER 7900	E1HZ 3A570-A	E	ER 10951 1	B8TZ 3A674-A
E	40X 32	8QH 4226	E	ER 8281	LA 33618-A	E	ER 10951 3	C3TZ 3A674-E
E	47X 32	351165-S8	E	ER 8311	B6QW 33549-A	E	ER 10951 4	C7TZ 3A674-N
E	41X 33	81T 4143-M	E	ER 8312	B5A 33547-A	E	10952	01T 4537-MU
E	10X 34	354098-S	E	ER 8412	C2TZ 3A642-A	E	10959	81T 4614-M
E	10X 36	352538-S	E	8771 026	D2HZ 3K506-A	E	ER 10969 1	B8TZ 3A674-B
E	75X 40	C2TZ 4A029-A	E	8959	380525-S	E	ER 10991 1	B8TZ 3A691-A
		34808-S8	E	9024	8Q 4228-A	E	ER 10994 1	B8TZ 3A696-B
E	45X 42	33800-S8	E	9109	E0HZ 4A145-A	E	ER 10995 1	B8TZ 3A696-A
E	10X 44	355799-S	E	9145	8QH 4230	E	ER 10996 1	B8TZ 3A696-C
E	45X 44	33850-S8	E	9233	C1TT 4560-B	E	ER 10997 1	B8TZ 3A696-E
E	45X 52	33848-S8	E	9302	8QH 4221-A	E	ER 10998 2	C1TT 3A674-A
E	25P 74	B6T 1243-A	E	9309	D8HZ 4A140-A	E	ER 11094 2	C7TZ 3A674-P
E	25P 76	8QH 4241	E	9778	81T 4144-M	E	ERS 11094 1	C3TZ 3A674-A
E	10X 88	353581-S	E	9794	351548-S8	E	ER 11095 2	C7TZ 3A674-R
E	25P 91	8QH 4222-A	E	9797	74116-S	E	11149	A8TZ 4143-B
E	10X 112	357451-S	E	9803	B6Q 1243-A	E	11167	D8HZ 4A143-A
E	10X 129	21044-S8	E	9804	81T 4221-M	E	ER 11169 1	C5TZ 3A674-A
E	P 138 A	81T 4053-M	E	9820	357453-S	E	ER 11169 2	C7TZ 3A674-S
E	20X 150	357452-S	E	10034	B8QH 4465-A	E	ER 11169 5	C8TZ 3A674-F
E	10X 151	351817-S	E	10153	81T 4145-M	E	XER 11175 A	C4JZ 3A691-A
E	10X 170	353607-S	E	10187	A8TZ 4222-A	E	11230	73928-S
E	11S 205	C8TZ 4526-C	E	10188	A8TZ 4221-C	E	ER 11243 1	C7TZ 3A674-J
E	P 406	81T 4058-M	E	10194	351045-S	E	ER 11243 2	C7TZ 3A674-L
E	ER 1134 1	C7TZ 3A674-D	E	10388	8QH 2343	E	11245	B8QH 1124-A
E	C3 1518	C4TA 2981-E2	E	10499	8QH 2224-A	E	11249	B8QH 4252-A
E	C3 1519	C4TA 2981-F2	E	10502	356097-S	E	ER 11335 2	C7TZ 3A674-G
E	C3 1520	C4TA 2981-G2	E	10504	8QH 2341-A	E	ER 11337 2	C7TZ 3A674-H
E	3 1634	C6TZ 2884-B	E	10505	8QH 2358	E	ER 11349 1	C7TZ 3A674-C
E	3 1635	C6TZ 2884-C	E	10524	81T 4067-M	E	11364	355130-S7
E	2008	B8TZ 3A699-A	E	10554	81T 4036-M	E	11365	355836-S8
E	C3 2501	C9TZ 2884-A	E	10555	81T 4033-M	E	ER 11399 1	C7TZ 3A674-M
E	3990	8QH 4067	E	10572	81T 4147-MA1	E	11409	8QH 2122
E	4054	8QH 4139	E	10602	A8TZ 4143-C	E	11410	356701-S8
E	4083	8QH 4228	E	10608	81T 4154-M	E	ER 11488 1	DOHZ 3A674-A
E	4084	352330-S	E	10748	34908-S	E	ER 11511 1	C8HZ 3A674-A
E	4327	7EQH 4637	E	ER 10750 1	B6TZ 3A674-A	E	11559	B6T 1244-B
E	4328	351161-S7	E	10764	81T 4217-M	E	ER 11589 1	DOHZ 3A674-C
E	4575	350699-S	E	10767	BB 4662	E	ER 11597 1	DOHZ 3A674-B
E	4 5111	D7HZ 3605-A	E	10775	BB 4621-B	E	ER 11602 1	DOHZ 3A674-D
E	A 5180	D6HZ 7A044-A	E	10776	BB 4616-B	E	ER 11604 1	DOHZ 3A674-E
E	6082	8QH 4221-B	E	10798	B 4634	E	ER 11610 1	DOHZ 3A674-F

July, 1989

COPYRIGHT © 1989 — FORD MOTOR COMPANY — DEARBORN, MICHIGAN

New Issue

1980/
FORD TRUCK PARTS

EATON AXLE, PUMP and RELATED PART NUMBERS

C O D E	VENDOR PART NUMBER	FORD PART NUMBER	C O D E	VENDOR PART NUMBER	FORD PART NUMBER	C O D E	VENDOR PART NUMBER	FORD PART NUMBER
E	ER 11615 1	D0HZ 3A674-G	E	12532	7EQH 4536-C	E	14950	8Q 4067-A
E	ER 11617 1	D0HZ 3A674-H	E	12533	7EQH 4536-B	E	14951	B9TT 4674-A
E	ER 11684 1	D0HZ 3A674-J	E	12534	7EQH 4536-A	E	14952	C1TT 4675-A
E	ER 11735 1	D0HZ 3A674-K	E	12558	350894-S	E	14954	8Q 4036-A
E	ER 11764 1	D0HZ 3A674-M	E	ER 12560 1	C3TZ 3A691-L	E	14970	357351-S
E	ER 11772 1	D0HZ 3A674-L	E	ER 12561 1	C3TZ 3A691-K			356252-S7
E	ER 11903 1	D2HZ 3A674-A	E	12562	350041-S	E	15050	357354-S
E	ER 11904 1	D2HZ 3A674-B	E	ER 12568 1	C3TZ 3A674-D	E	15051	8Q 4217-A
E	ER 11905 1	D2HZ 3A674-C	E	ER 12569 1	C3TZ 3A696-C	E	15092	8Q 4222-A
E	A2 11923	D2TZ 2882-A	E	12570 1	C3TZ 3A674-C	E	15094	A8TZ 4221-A
E	A2 11924	D2TZ 2888-A	E	ER 12571 1	C3TZ 3A696-B	E	ERS 15142 1	D4HZ 3A674-B
E	A2 11925	D2TZ 2889-B	E	ER 12578 1	B6LY 3A691-A	E	ERS 15143 1	D4HZ 3A674-A
E	ER 12007 1	B8TZ 3A691-C	E	12650	8T 4675	E	ERS 15177 1	D4HZ 3A674-C
E	ER 12018 1	B8TZ 3A696-D	E	12659	8T 4168	E	ERS 15183 1	D9HZ 3A674-F
E	12063	E1HZ 4A140-A	E	12660	8T 4674-A	E	15217	351816-S
E	ER 12088 1	B9TZ 3A691-A	E	12904	8T 4667	E	ERS 15218 1	D4HZ 3A674-D
E	ER 12089 A	B9TZ 3A691-B	E	12928	81T 4228-M	E	ERS 15221 1	D4HZ 3A674-E
E	12094	8T 4667	E	12943	7EQH 4614	E	15275	81T 4028-M
E	12096	81T 4536-MA	E	12944	7EQH 4674	E	15276	81T 4159-M
E	12097	81T 4536-MB	E	12951	7EQH 4168	E	15277	81T 4160-M
E	12098	81T 4536-MC	E	12957	7EQH 4168	E	15278	81T 4161-M
E	12099	81T 4536-MD	E	13018	8QH 4204-A	E	15322	81T 4056-M
E	ER 12142 1	B9TZ 3A696-A	E	13075	8T 4859	E	ER 15342 1	D6HZ 3A674-A
E	ER 12145 1	B9TZ 3A674-A	E	13155	B7T 4061-A	E	ER 15343 1	D6HZ 3A674-B
E	ER 12147 1	B9TZ 3A674-B	E	13191	TVAA 4067-A	E	ER 15348 1	D5HZ 3A674-A
E	ER 12265 2	C1TT 3A691-A	E	13211	TVAA 4674-A	E	ER 15382 1	D6HZ 3A674-C
E	ER 12315 1	C1TT 3A691-D	E	13212	TVAA 4675-A	E	ERS 15481 1	D8HZ 3A674-A
E	ER 12316 1	C1TT 3A691-C	E	13217	TVAA 4167-A	E	ERS 15535 1	D8HZ 3A674-B
E	ER 12356 3	C3TZ 3A691-C	E	13220	351831-S	E	ER 15540 1	D8HZ 3A674-E
E	ER 12357 3	C3TZ 3A691-D	E	13224	81T 4625-MA	E	ER 15541 1	D8HZ 3A674-F
E	12379	355132-S7	E	13276	7EQH 4625-A	E	15580	81T 4272-M
E	ER 12461 2	C3TZ 3A691-J	E	13377	7EQH 4143	E	ERS 15694 1	D8HZ 3A674-C
E	ER 12465 1	C3TZ 3A691-H	E	13385	01T 4027-M	E	ERS 15701 1	D8HZ 3A674-D
E	12466	350047-S7	E	13621	B4T 4628-A	E	ER 15707 1	D7HZ 3A674-A
E	12467	350048-S	E	13893	7EQH 4666-A	E	15754	C7TZ 2A696-A
E	12469	7EQH 4154	E	13994	353583-S	E	15828	7EQH 4625
E	ER 12469 1	C3TZ 3A691-G	E	14169	B8QH 4625-A	E	ERS 15860 1	D9HZ 3A674-A
E	ER 12484 1	C3TZ 3A691-B	E	14217	B8QH 4616-A	E	ERS 15861 1	D9HZ 3A674-B
E	12485	7EQH 4674	E	14217	B8QH 4616-A	E	ERS 15862 1	D9HZ 3A674-C
E	12491	7EQH 4616	E	14218	B8QH 4621-A	E	ERS 15863 1	D9HZ 3A674-E
E	12492	7EQH 4662	E	14220	B8QH 4614-A	E	ERS 15864 1	D9HZ 3A674-D
E	12495	7EQH 4616	E	14221	B8QH 4222-A	E	15868	81T 4229-M
E	12496	A8TZ 4621-A	E	14222	B8QH 4221-A	E	ER 15887 1	D8HS 3A674-AA
E	XER 12496 A	C3TZ 3A691-E	E	14226	372670-S	E	15966	8QH 4292
E	12514	7EQH 4537-A	E	14228	B8QH 4621-A	E	15980	B6T 1244-A
E	12515	7EQH 4537-B	E	14233	350049-S	E	ER 16034 1	E0HZ 3A674-C
E	12516	7EQH 4537-C	E	14275	TWAA 4143-A	E	ER 16035 1	E0HZ 3A674-B
E	ER 12516 1	C3TZ 3A674-A	E	14354	8Q 4637-A	E	ER 16081 1	E0HZ 3A674-D
E	12517	7EQH 4537-E	E	14377	8Q 4616-A	E	ER 16083 1	E0HZ 3A674-C
E	12518	7EQH 4537-G	E	14378	8Q 4621-A	E	ER 16141 1	E1HZ 3A674-C
E	12519	7EQH 4537-G	E	14569	7EQH 1144	E	ER 16142 1	E0HZ 3A674-E
E	12520	7EQH 4537-G	E	14623	TGAA 4536-A	E	16198	8QH 4159-A
E	12521	7EQH 4537-J	E	A2 14632	D2TZ 2889-A	E	16200	8QH 4056
E	12521 1	C3TZ 3A674-E	E	14921	8Q 4033-A	E	16201	8QH 4161
E	12522	7EQH 4537-C	E	14935	8Q 4029-A	E	ERS 16274 1	E2HZ 3A674-B
E	12523	7EQH 4537-K	E	14938	8Q 4154-A	E	ERS 16278 1	E2HZ 3A674-C
E	12524	7EQH 4537-L	E	14941	8Q 4033-A	E	ERS 16279 1	E2HZ 3A674-D
E	12531	B7Q 4536-B	E	14949	A8TZ 4143-A	E	ERS 16280 1	E2HZ 3A674-E

**1980/
FORD TRUCK PARTS**

EATON AXLE, PUMP and RELATED PART NUMBERS

C O D E	VENDOR PART NUMBER		FORD PART NUMBER		C O D E	VENDOR PART NUMBER		FORD PART NUMBER		C O D E	VENDOR PART NUMBER		FORD PART NUMBER	
E	ER 16281	1	E1HZ	3A674-A	E	19801	01T	4035-M	E	21610	B8QH	4216-A		
E	ER 16284	1	E1HZ	3A674-B	E	19848	01T	4055-M	E	21611	B8QH	4216-B		
E	ERS 16357	1	E2HZ	3A674-F	E	19849	A8TZ	4067-C	E	21612	B8QH	4159-A		
E	ERS 16358	1	E2HZ	3A674-G	E	19873	B8QH	4475-A	E	21619	B8QH	4127-A		
E	ERS 16362	1	E3HZ	3A674-A	E	ER 20136	B4TZ	3A697-A	E	21620	B8QH	4040-A		
E	ERS 16363	1	E3HZ	3A674-F	E	ER 20310	B5TZ	3A006-A	E	21624	7EQH	4058		
E	16376		8QH	4272	E	ER 20550	B8TZ	3A561-B	E	21625	7EQH	4053-A		
E	ERS 16388	1	E3HZ	3A674-B	E	ER 20663	B8LY	3A561-A	E	21630	B8TZ	4067-D		
E	ERS 16389	1	E3HZ	3A674-C	E	ER 20666	B8TZ	3A643-B	E	21632	B8QH	4222-E		
E	ERS 16391	1	E3HZ	3A674-G	E	ER 20668	C7TZ	3A643-A	E	21633	B8QH	4221-F		
E	ERS 16392	1	E3HZ	3A674-H	E	ER 20670	B8TZ	3A697-B	E	21635	B8TZ	4221-B		
E	16401		81T	4040-M	E	ER 20674	B8TZ	3A643-A	E	21637	B8QH	4067-B		
E	ERS 16407	1	E3HZ	3A674-D	E	ER 20684	B8TZ	3A561-C	E	21639	B8QH	4625-B		
E	ERS 16408	1	E3HZ	3A674-E	E	ER 20685	B8TZ	3A698-C	E	21640		20836		
E	ERS 16704	1	E4HZ	3A674-D	E	ERS 20698	B8A	3612-A	E	21641	B8QH	4035-C		
E	2 16773		D4TZ	2882-B	E	ERS 20698 P	B9MY	3A711-A	E	21642	B8QH	4033-B		
E	2 16774		D4TZ	2888-A	E	ERS 20698 PL	D9HZ	3A711-A	E	21643	B8QH	4036-B		
E	2 16775		D4TZ	2889-A	E	ER 20702	B8TZ	3A697-A	E	ER 21650	C4TZ	3A697-B		
E	ERS 16871	1	E5HZ	3A674-C	E	ER 20709	B8TZ	3A699-B	E	21672		358154-S		
E	ERS 16872	1	E5HZ	3A674-B	E	ER 20717	B8TZ	3A699-C	E	ER 21716	C5TZ	3670-A		
E	ERS 16874	1	E5HZ	3A674-A	E	ER 20721	B6TZ	3A697-A	E	ER 21873	EOHZ	3A697-D		
E	ERS 16875	1	E5HZ	3A674-D	E	ER 20727	B8TZ	3A582-A	E	21909	01T	4537-MB		
E	16889		B8QH	4536-A	E	ER 20744	B8TZ	3A006-A	E	21910	01T	4537-MD		
E	16890		B8QH	4536-B	E	20759	01T	4127-M	E	21911	01T	4537-MF		
E	16891		B8QH	4536-C	E	20760	01T	4205-M	E	21912	01T	4537-MH		
E	16892		TUCG	4536-D	E	20761	01T	4206-M	E	21913	01T	4537-MK		
E	ER 17184	1	E8HZ	3A674-C	E	20762	01T	4239-M	E	21914	01T	4537-MM		
E	ER 17185	1	E8HZ	3A674-D	E	20763	01T	4236-M	E	21915	01T	4537-MP		
E	ERS 17228	1	E7HZ	3A674-A	E	20765	01T	4230-M	E	21916	01T	4537-MR		
E	ERS 17230	1	E7HZ	3A674-B	E	20766	01T	4211-M	E	21917	01T	4537-MV		
E	ERS 17244	1	E7HZ	3A674-C	E	20767		355782-S	E	ER 22037	C7TZ	3A711-A		
E	17401		81T	4165-M	E	20768		355783-S	E	ERS 22037	C7TZ	3A711-A		
E	ERS 17435	1	E7HZ	3A674-C	E	20805	01T	4073-M	E	ER 22048	D9HZ	3A643-B		
E	ERS 17436	1	E7HZ	3A674-B	E	20806	01T	4273-M	E	22118	BB	4621-B		
E	17443		81T	4152-M	E	20807		357450-S	E	22119	BB	4616-B		
E	17447		8T	4152-M	E	20821	81T	4029-M	E	22125	B6Q	1243-A		
E	17818		C1TT	4309-K	E	20850	A0TZ	4228-A	E	22126	81T	4221-M		
E	18167		B8QH	4211-B	E	20884	01T	4119-M	E	22127	81T	4241-M		
E	18198		B8TZ	4228-A	E	20887	01T	4114-M	E	22128	81T	4242-M		
E	18199		B8QH	4230-B	E	ER 21060	C1TT	3A006-A	E	ER 22175	C0TZ	3A698-A		
E	18346		8Q	4228-A	E	21190	01T	4050-M	E	ER 22176	C3TZ	3A698-A		
E	18411		8QH	2124	E	21193	01T	4141-M	E	ER 22266	C5TZ	3A561-A		
E	18427		8QH	2367-A	E	ER 21226 2	C7TZ	3A697-D	E	ER 22288	C5TZ	3A697-A		
E	18770			352621-S	E	ER 21227	B8TZ	3A698-C	E	22308	8T	4157-M		
E	19186		7EQH	4252	E	ER 21239	C1TZ	3A697-A	E	ER 22342	C7TZ	3A698-A		
E	2 19186		D5UZ	2882-B	E	ER 21240	D6HZ	3A698-A	E	ER 22343	C7TZ	3670-B		
E	2 19187		D5UZ	2889-A	E	ER 21241	C1TZ	3A697-B	E	ER 22349	C7TZ	3A697-C		
E	2 19189		D5UZ	2882-C	E	ER 21257 B	C7TZ	3A582-B	E	ER 22401 2	C6TZ	3A697-A		
E	2 19190		D5UZ	2888-C	E	ER 21307 B	C1TT	3A582-A	E	ER 22443	C7TZ	3A697-A		
E	19195		TVAA	4676-A	E	ER 21349	C2TZ	3A697-A	E	ER 22449	C7TZ	3A697-B		
E	19196		TVAA	4168-A	E	ER 21377 1	C1TT	3A006-A	E	ER 22451	C7TZ	3A561-A		
E	19205			357346-S	E	ER 21377 8	DOHZ	3A006-C	E	ER 22459	C7TZ	3A697-C		
E	19209		TVAA	4859-A	E	21385	E1HZ	4346-A	E	ER 22477	C6TZ	3A561-B		
E	19234		7EQH	4676	E	21389	01T	4636-M	E	ER 22529	C7TZ	3A698-B		
E	19529		B8QH	4222-D	E	21390		356139-S	E	ER 22530	C7TZ	3A698-C		
E	19535		B4T	4676-A	E	ER 21521 2	C3TZ	3A697-A	E	ERS 22544	C7TZ	3A711-B		
E	19537		C4TZ	4676-A	E	ERS 21533	C2SZ	3A643-A	E	ER 22571	C8TZ	3836-A		
E	19750		01T	4141-M	E	21603	B8QH	4154-A	E	22594	8QH	4236		

**1980/
FORD TRUCK PARTS**

EATON AXLE, PUMP and RELATED PART NUMBERS								
C O D E	VENDOR PART NUMBER	FORD PART NUMBER	C O D E	VENDOR PART NUMBER	FORD PART NUMBER	C O D E	VENDOR PART NUMBER	FORD PART NUMBER
E	ER 22611	C8TZ 3836-B	E	ERS 24687	D6HZ 3A711-A	E	ER 27115 175	D8HZ 3A561-B
E	ER 22615	D5HZ 3A651-A	E	ER 24698	D6HZ 3A643-B	E	ER 27115 180	D9HZ 3A561-C
E	ER 22616	C8HZ 3A698-A	E	ERS 24714 L	D8HZ 3A643-C	E	ER 27115 195	E2HZ 3A561-A
E	ER 22663	D0HZ 3D654-A	E	ERS 24714 R	D8HZ 3A643-B	E	ER 27115 210	D6HZ 3A561-A
E	ERS 22694	C1TT 3A582-C	E	ERS 24858 2	D4HZ 3A697-B	E	ER 27115 215	D8HZ 3A561-A
E	ER 22739	C9TZ 3836-A	E	ERS 24924	D6HZ 3A651-A	E	ER 27115 230	E0HZ 3A561-A
E	ER 22786	D3TZ 3670-A	E	ER 24926	D8HZ 3A006-A	E	ERS 27115 220	D8HZ 3A561-C
E	22839	353585-S	E	ERS 24934 PL	D6HZ 3A697-C	E	ER 27133 R	E0HZ 3A643-A
E	ER 22887	D0HZ 3A699-B	E	ERS 24936 PL	E1HZ 3A697-C	E	ERS 27182 PL	D9HZ 3A711-B
E	ER 22888	D0HZ 3A699-A	E	ERS 24940 PL	D6HZ 3A697-D	E	ERS 27183 PL	D9HZ 3A711-C
E	ERS 22922	D0HZ 3D684-A	E	ERS 24946 1	D5HZ 3A697-B	E	ERS 27215 PL	D8HZ 3A697-A
E	ER 22953	D0HZ 3E599-A	E	ERS 24948 PL	D6HZ 3A697-B	E	27235	B8QH 4614-G
E	23076	8Q 4035-A	E	25275	TWAA 4465-A	E	27238	B8QH 4616-D
E	23077	A8TZ 4067-A	E	25298	59T 4236-M	E	27239	B8QH 4621-E
E	23096	351415-S	E	25300	59T 4215-M	E	27252	C4TZ 4674-A
E	23125	8Q 4628-A	E	25348	357013-S	E	ERS 27280 PL	D8HZ 3A697-B
E	23570	8QH 2130-D	E	25396	59T 4095-M	E	ER 27306 PL	D0HZ 3A711-A
E	23738	C8TZ 4526-B	E	25397	59T 4149-M	E	ERS 27307 PL	D8HZ 3A711-A
E	SA 23739	C8TZ 4526-A	E	25402	59T 4096-M	E	ERS 27308 PL	D0HZ 3A711-B
E	23864	C8TZ 2315-A	E	25404	59T 4097-M	E	ERS 27308 PL	D8HZ 3A711-B
E	23919	8QH 2215	E	25409	358091-S	E	ERS 27309 PL	D8HZ 3A684-A
E	23920	8QH 2214	E	25410	59T 4093-M	E	ERS 27310 PL	D9HZ 3A674-C
E	23926	8QH 2333	E	25411	59T 4041-M	E	ERS 27310 PL	D9HZ 3A697-C
E	23991	7EQ 4637	E	25479	7RT 4236-M	E	ERS 27310 PL	D9HZ 3A674-C
E	ERS 24012	D0HZ 3C602-B	E	25480	A7TZ 4236-A	E	ER 27315	D8HZ 3A006-B
E	ERS 24019	D0HZ 3A697-F	E	25495	59T 4038-M	E	ER 27318	D6HZ 3A697-E
E	ER 24020	D0HZ 3E599-B	E	25506	59T 4042-M	E	ERS 27337 PL	D8HZ 3A697-C
E	ERS 24109	D0HZ 3A697-B	E	25508	59T 4051-M	E	ERS 27344 PL	D8HZ 3A697-D
E	ERS 24110	D0HZ 3A697-C	E	25510	59T 4064-M	E	ERS 27348 PL	D9HZ 3A697-B
E	ERS 24111	D0HZ 3A697-D	E	25523	59T 4052-M	E	ER 27352	D7HZ 3670-A
E	ER 24148	D0HZ 3A006-B	E	25525	59T 4050-M	E	ER 27424	D9HZ 3A697-D
E	ERS 24150	D0HZ 3A697-A	E	25549	59T 4077-M	E	27425	353579-S
E	ER 24153	D0HZ 3A006-A	E	25601	59T 4039-M	E	ER 27425	D9HZ 3A732-B
E	ERS 24179	D0HZ 3A697-H	E	25628	01T 4202-MB	E	ER 27426	D9HZ 3A732-A
E	ERS 24227	D0HZ 3C602-C	E	25656	7RT 4026-M	E	ER 27427	D9HZ 3A692-A
E	ERS 24228 PL	D0HZ 3A697-G	E	25661	59T 4066-M	E	ERS 27499 PL	D8HZ 3D684-B
E	ERS 24288	D0HZ 3A697-G	E	25843	59T 4209-M	E	ER 27520	D9HZ 3A732-B
E	24328	7EQ 4222	E	25967	8Q 4205-A	E	ER 27521	D9HZ 3A732-C
E	24330	B4TZ 4221-A	E	25968	8Q 4230-A	E	ERS 27537 PL	D9HZ 3D684-A
E	ER 24354	D9HZ 3A698-A	E	25971	8Q 4211-A	E	ER 27542	E1HZ 3670-B
E	ER 24357	E0HZ 3A698-A	E	26037	8Q 4149-A	E	ERS 27548 PL	E0HZ 3D684-A
E	ER 24370 S	D2HZ 3A697-A	E	26045	8Q 4045-A	E	ERS 27549 PL	D9HZ 3C602-A
E	ER 24441	D2HZ 3691-A	E	26047	7EQH 4135	E	ERS 27550 PL	D9HZ 3C602-B
E	ERS 24442	D2HZ 3D684-A	E	26496	350895-S	E	27583	C4TZ 4859-A
E	ER 24444	D2HZ 3A006-A	E	26729	21T 4022	E	27611	B8QH 4625-C
E	ERS 24454 PL	D6HZ 3A697-A	E	26772	351521-S	E	27613	B8QH 4662-A
E	ER 24498	D8HZ 3A698-C	E	26790 X	C9TZ 3010-D	E	ER 27645 S	E0HZ 3A697-C
E	ERS 24515 1L	E2HZ 3A643-A	E	26795 X	C9TZ 3010-C	E	27666	B8QH 4221-E
E	ERS 24515 1R	E1HZ 3A643-A	E	26834	8Q 4228-A	E	ERS 27698	E1HZ 3670-A
E	ERS 24515 L	E2HZ 3A643-C	E	26835	B6QH 4230-A	E	ER 27700	E1HZ 3A697-A
E	ERS 24515 R	D7HZ 3A643-A	E	26860	B6QH 4211-A	E	ER 27745	E1HZ 3A697-B
E	ERS 24573 1L	E2HZ 3A643-B	E	ERS 27033 PL	D5HZ 3A697-D	E	ERS 27760 01S	E1HZ 3A697-F
E	ERS 24573 1R	E1HZ 3A643-B	E	ER 27046	D5HZ 3A643-A	E	ERS 27760 02S	E1HZ 3A697-G
E	ERS 24573 L	D8HZ 3A643-A	E	ER 27076	D6HZ 3A698-B	E	ERS 27760 04S	E1HZ 3A697-H
E	ERS 24573 R	D9HZ 3A643-A	E	ER 27115 130	D9HZ 3A561-B	E	ERS 27760 05S	E1HZ 3A697-E
E	24666	380523-S	E	ER 27115 140	D7HZ 3A561-A	E	ERS 27760 10S	E3HZ 3A697-B
E	ER 24670	D5HZ 3A006-A	E	ER 27115 145	D9HZ 3A561-A	E	ERS 27760 21S	E5HZ 3A697-B
E	ERS 24686	D6HZ 3A711-B	E	ER 27115 155	D9HZ 3A561-D	E	ERS 27761 01S	E1HZ 3A697-J

1980/ FORD TRUCK PARTS

CROSS REFERENCE LIST 19

EATON AXLE, PUMP and RELATED PART NUMBERS

C O D E	VENDOR PART NUMBER	FORD PART NUMBER	C O D E	VENDOR PART NUMBER	FORD PART NUMBER	C O D E	VENDOR PART NUMBER	FORD PART NUMBER
E	ERS 27761 02S	E1HZ 3A697-K	E	27901	7EQH 4217	E	28571	34945-S
E	ERS 27761 04S	E1HZ 3A697-L	E	ERS 27902	E4HZ 3A643-A	E	ER 28595	E7HZ 3K505-A
E	ERS 27761 06S	E4HZ 3A697-E	E	27903	7EQH 4035	E	ERS 28597	E7HZ 3A643-A
E	ER 27762	E1HZ 3A732-E	E	ERS 27906	E3HZ 3A693-A	E	ERS 28598	E7HZ 3A643-B
E	ER 27763	E1HZ 3A732-D	E	ERS 27908	E3HZ 3A643-A	E	ERS 28599	E7HZ 3E526-A
E	ER 27768	E0HZ 3A697-B	E	ERS 27911	E3HZ 3D654-A	E	28656	B9TT 4141-D
E	ER 27784 1	E1HZ 3A006-A	E	ER 27917	E8HZ 3E599-C	E	28683	B8QH 4537-AJ
E	ER 27784 2	E1HZ 3A006-B	E	ERS 27935	E3HZ 3A698-B	E	28697	B8QH 4537-AK
E	ERS 27785 PL	E1HZ 3C602-A	E	ERS 27936	E3HZ 3A698-C	E	28698	B8QH 4537-AL
E	ER 27788	E1HZ 3A697-D	E	ERS 27944	E3HZ 3B559-B	E	28738	C4TZ 4320-A
E	27809	7EQH 4215	E	27950	B8QH 4027-A	E	ERS 28762	E7HZ 3A698-E
E	27810	7EQH 4230	E	27951	B8QH 4055-A	E	ERS 28763	E7HZ 3A698-D
E	27811	7EQH 4206	E	27952	B8QH 4229-A	E	ERS 28764	E7HZ 3A711-B
E	27812	7EQH 4205	E	27953	B8QH 4029-A	E	28854	8Q 4674-A
E	27813	A7TZ 4221-A	E	27955	B8QH 4028-A	E	28923	7EQH 4038
E	27816	7EQH 4222	E	ERS 27998	E3HZ 3A711-A	E	29036	8Q 4204-A
E	27817	7EQH 4221	E	ERS 27999	E3HZ 3A733-A	E	29102	7EQH 4236
E	27821	7EQH 4141	E	ERS 28000	E3HZ 3D684-A	E	29103	7EQH 4239
E	27823	7EQH 4045	E	ERS 28001	E3HZ 3C602-A	E	29109	8QH 4141
E	27826	7EQH 4028-A	E	ERS 28002	E3HZ 3A582-A	E	29110	8QH 4141
E	27827	A8TZ 4228-A	E	ERS 28009	E3HZ 3A733-B	E	29128	D2HZ 4560-A
E	27828	7EQH 4145	E	28042	B8QH 4119-A	E	29144	01T 4676-A
E	27829	7EQH 4144	E	ERS 28064	E4HZ 3A698-A	E	29147	01T 4674-M
E	27830	7EQH 4033	E	ERS 28066	E4HZ 3670-B	E	29272	8QH 4209
E	27831	7EQH 4036	E	ER 28087	E4HZ 3A697-D	E	29461	8QH 4189
E	27832	A7TZ 4067-A	E	ER 28087	E4HZ 3A697-D	E	29577	8QH 2036
E	27833	A7TZ 4143-A	E	ER 28126	E4HZ 3A697-C	E	29644	1T 4010-A
E	27834	7EQH 4055	E	ER 28158 S	E4HZ 3A697-B	E	29807	356096-S8
E	27835	7EQH 4229	E	ERS 28231	E7HZ 3D684-A	E	30101	7EQH 4125
E	27836	7EQH 4147	E	ERS 28232	E7HZ 3A643-C	E	30103	7EQH 4021
E	27837	7EQH 4040	E	ERS 28280	E5HZ 3A697-A	E	30183	TGAA 4851-B
E	27838	7EQH 4027	E	ER 28281	E5HZ 3A697-C	E	30212	TWAA 4851-A
E	27839	7EQH 4127	E	ER 28303	E6HZ 3670-A	E	30218	B8QH 4851-B
E	ERS 27839	E3HZ 3A697-A	E	ERS 28307	E5HZ 3A733-A	E	30233	C6TZ 4851-AC
E	27840	B4T 4061-A	E	ERS 28309	E5HZ 3A698-D	E	30247	B6QH 4851-A
E	ER 27840	E3HZ 3A732-B	E	ERS 28310	E5HZ 3A711-A	E	30251	C4TZ 4851-A
E	27842	7EQH 4067	E	ERS 28311	E7HZ 3A711-A	E	30280	B5D 4033-A
E	27843	7EQH 4119	E	ERS 28313	E7HZ 3L581-A	E	30328	7EQH 4202
E	ERS 27855	E3HZ 3B559-A	E	28324	59T 4070-M	E	30337	7EQH 4839
E	ERS 27856 130	E3HZ 3A561-C	E	28325	87708-S	E	30339	7EQH 4128
E	ERS 27856 145	E3HZ 3A561-B	E	ERS 28339	E5HZ 3A698-A	E	30340	7EQH 4150
E	ERS 27856 195	E7HZ 3A561-A	E	ERS 28340	E5HZ 3A698-C	E	30341	7EQH 4072
E	ERS 27856 230	E3HZ 3A561-A	E	ERS 28341	E5HZ 3A698-B	E	30350	7EQH 1239
E	ERS 27856 235	E8HZ 3A561-A	E	ERS 28375	E7HZ 3A698-A	E	30383	C6TZ 4851-R
E	27859	8Q 4027-A	E	ERS 28376	E7HZ 3A698-B	E	30389	C4TZ 4662-A
E	27860	8Q 4127-A	E	ERS 28377	E7HZ 3670-A	E	30390	C4TZ 4329-A
E	27861	7EQH 4029	E	ERS 28398	E8HZ 3A698-A	E	30533	B4Q 4662-A
E	27862	8Q 4206-A	E	ERS 28400	E8HZ 3A711-A	E	30536	352557-S
E	27865	8Q 4028-A	E	28406	59T 4202-M	E	30604	8QH 4204-B
E	27866	8Q 4040-A	E	28409	B4T 4616-A	E	30613	TUAA 4236-C
E	ERS 27867	E3HZ 3A643-B	E	28431	59T 4084-M	E	30635	8QH 2317-B
E	27875	8Q 4229-A	E	ERS 28453	E7HZ 3A698-C	E	30683	7RT 4076-M
E	27876	8Q 4221-A	E	ERS 28480	E8HZ 3A698-B	E	30686	TGAF 4010-A
E	27878	8Q 4055-A	E	28492	34943-S7	E	30691	7EQH 1243
E	27880	8Q 4119-A	E	28501	7RT 4069-M	E	30692	7EQH 1244
E	27883	A7TZ 4143-A	E	28519	351829-S	E	30701	59T 4150-M
E	27897	7EQH 4149	E	28520	34399-S8	E	30702	59T 4021-M
E	27898	7EQH 4209-M	E	ERS 28530	E7HZ 3670-B			74121-S

July, 1989

COPYRIGHT © 1989 — FORD MOTOR COMPANY — DEARBORN, MICHIGAN

New Issue

1980/
FORD TRUCK PARTS

EATON AXLE, PUMP and RELATED PART NUMBERS

C O D E	VENDOR PART NUMBER	FORD PART NUMBER	C O D E	VENDOR PART NUMBER	FORD PART NUMBER	C O D E	VENDOR PART NUMBER	FORD PART NUMBER
E	30714	7EQH 1124	E	31474	B8QH 4616-D	E	32042	8Q 4621-A
E	30766	59T 4072-M	E	31562	A8TZ 4067-B	E	32043	B8QH 4221-A
E	30800	C1TT 4560-B	E	31617	B4T 4614-A	E	32066	B6Q 4141-B
E	30816	353578-S	E	31620	B4T 4630-A	E	32067	8Q 4141-A
E	30822	7EQH 4095-B	E	31621	B4T 4628-A	E	32100	8Q 4209-A
E	30842	C1TT 4230-E	E	31628	TEAA 4536-A	E	32101	2Q 4209-A
E	30904	TWAA 4436-C	E	31629	TEAA 4536-B	E	32213	8Q 4019-A
E	30905	TWAA 4436-B	E	31630	TEAA 4536-C	E	32228	8Q 4614-A
E	30906	TWAA 4436-A	E	31631	TEAA 4536-D	E	32229	8Q 4630-A
E	30931	B9TT 4211-B	E	31633	TVAA 4537-A	E	32232	8Q 4630-A
E	30932	B6QH 4141-B	E	31634	TVAA 4537-B	E	32326	TEAA 4045-A
E	30934	TWAA 4614-A	E	31635	TVAA 4537-C	E	32327	TEAA 4050-A
E	30943	TWAA 4462-A	E	31636	TVAA 4537-D	E	32328	2Q 4149-A
E	30944	TWAA 4469-A	E	31638	TYAS 4537-F	E	32332	8QH 2315
E	30948	B8QH 4859-A	E	31641	C8TZ 4537-A	E	32333	8QH 2314
E	30973	TVAA 4457-A	E	31642	C8TZ 4537-B	E	32336	356702-S
E	30977	TVAA 4456-A	E	31643	C8TZ 4537-C	E	32343	B2Q 4072-A
E	30982	B8QH 4351-A	E	31644	C8TZ 4537-D	E	32364	B2Q 4086-A
E	30994	TWAA 4360-A	E	31645	C8TZ 4537-E	E	32382	B2Q 4107-A
E	31038	C1TT 4458-A	E	31646	C8TZ 4537-F	E	32394	B2Q 4082-A
E	31085	371356-S	E	31650	C8TZ 4537-G	E	32395	B2Q 4108-A
E	31090	8Q 4537-A	E	31651	C8TZ 4537-H	E	32398	357185-S
E	31091	8Q 4537-B	E	31652	C8TZ 4537-J	E	32399	E3HZ 4N571-C
E	31092	8Q 4537-C	E	31653	C8TZ 4537-K	E	32401	B2Q 4094-A
E	31093	8Q 4537-D	E	31654	C8TZ 4537-L	E	32402	E3HZ 4N571-A
E	31094	8Q 4537-E	E	31655	C8TZ 4537-M	E	32403	B2Q 4074-A
E	31095	8Q 4537-F	E	31663	8Q 4536-A	E	32404	B2Q 4092-A
E	31096	8Q 4537-G	E	31664	8Q 4536-B	E	32406	357188-S2
E	31097	8Q 4537-H	E	31665	8Q 4536-C	E	32407	B2Q 4100-A
E	31098	8Q 4537-J	E	31666	8Q 4536-D	E	32408	B2Q 4101-A
E	31099	8Q 4537-K	E	31725	7EQH 1142	E	32414	B2Q 4073-A
E	31100	8Q 4537-L	E	31753	TWAA 4536-A	E	32417	357183-S8
E	31101	8Q 4537-M	E	31754	TWAA 4536-B	E	32419	8QH 4083
E	31102	8Q 4537-N	E	31755	TWAA 4536-C	E	32420	8QH 4091
E	31103	8Q 4537-P	E	31767	8QH 2219	E	32425	2Q 4045-A
E	31104	8Q 4537-R	E	31768	8QH 2218	E	32514	TEAA 4614-A
E	31105	8Q 4537-S	E	31805	7EQH 4222	E	32515	B4T 4628-A
E	31153	2Q 4851-D	E	31806	7EQH 4221	E	32549	B4T 4141-B
E	31272	7RT 4202-M	E	31808	7EQH 4242	E	32551	B4T 4630-A
E	31366	B8QH 4667-A	E	31810	7EQH 4616	E	32569	B2Q 4052-A
E	31368	B8QH 4537-A	E	31811	7EQH 4621	E	32612	8QH 4149-M
E	31369	B8QH 4537-B	E	31915	B4T 4141-B	E	32613	8QH 4045-M
E	31370	B8QH 4537-C	E	31926	TUAA 1181-A	E	32613	A8TZ 4045-A
E	31371	B8QH 4537-D	E	31927	B8QH 1181-A	E	32614	C1TT 7120-C
E	31372	B8QH 4537-E	E	31941	2Q 4200-A	E	32631	7EQ 4222
E	31373	B8QH 4537-F	E	31942	8Q 4215-A	E	32639	352330-S
E	31374	B8QH 4537-G	E	31948	TWAE 2315-A	E	32674	E3HZ 4N571-B
E	31375	B8QH 4537-H	E	31949	B4Q 2314-A	E	32676	357180-S
E	31376	B8QH 4537-J	E	31986	8Q 4222-A	E	32679	B8QH 4045-B
E	31377	B8QH 4537-K	E	31987	8Q 4221-A	E	32686	B1QH 4235-A
E	31378	B8QH 4537-L	E	31989	B8QH 4616-A	E	32693	TWAA 4414-A
E	31379	B8QH 4537-M	E	31991	B8QH 4621-A	E	32730	8QH 4146
E	31380	B8QH 4537-N	E	32009	8QH 4222-A	E	32800	C0TT 4141-B
E	31381	B8QH 4537-P	E	32010	8QH 4221-A	E	32825	C1TT 4345-A
E	31382	B8QH 4537-R	E	32012	8QH 4242	E	32826	C1TT 4344-A
E	31383	B8QH 4537-S	E	32035	8Q 4628-A	E	32828	D5HZ 4749-A
E	31413	7RT 4235-A	E	32039	B8QH 4222-A	E	32829	C1TT 4336-A
E	31473	B8QH 4621-E	E	32041	8Q 4616-A	E	32831	C1TT 4727-A

**1980/
FORD TRUCK PARTS**

EATON AXLE, PUMP and RELATED PART NUMBERS

C O D E	VENDOR PART NUMBER	FORD PART NUMBER	C O D E	VENDOR PART NUMBER	FORD PART NUMBER	C O D E	VENDOR PART NUMBER	FORD PART NUMBER
E	32832	C1TT 4334-A	E	33471	TVAA 4479-A	E	34763	TWAA 4461-A
E	32834	C1TT 4623-A	E	33474	TVAA 4471-A	E	34779	C1TZ 4062-A
E	32835	C1TT 4550-A	E	33475	TVAA 4474-A	E	34781	B4T 4067-A
E	32844	TWAA 4490-A	E	33476	TVAA 4472-A	E	34786	B4T 4143-A
E	32845	353587-S	E	33477	TVAA 4473-A	E	34799	C1TT 4603-A
E	32846	B2Q 4105-A	E	33482	TVAA 4453-A	E	34818	C0TT 4010-A
E	32861	8QH 4078	E	33487	352599-S	E	34899	87708-S
E	32864	8T 4851	E	33488	352574-S			353052-S
E	32865	8TH 4858	E	33490	TVAA 4460-A	E	34905	B4Q 4499-A
E	32866	8TH 4851	E	33491	TVAA 4461-A	E	34907	B4Q 4498-A
E	32867	8T 4209-MA	E	33492	TVAA 4426-A	E	34925	354457-S
E	32868	8T 4209-MB	E	33591	1T 4159-A	E	34970	TVAA 4466-A
E	32888	8T 4202-MA	E	33594	8QH 4159-B	E	34971	TVAA 4489-A
E	32889	8T 4202-MB	E	33679	C1TT 4216-S	E	34972	353608-S7
E	32912	351541-S	E	33682	B6Q 4067-A	E	34973	TVAA 4467-A
E	32915	B4T 4621-A	E	33692	B6QH 4035-A	E	34978	B4Q 4497-A
E	32916	B4T 4616-A	E	33693	B6T 4200-A	E	34989	TVAA 4459-A
E	32918	B4T 4242-A	E	33699	TWAA 4621-A	E	34995	TVAA 4432-A
E	32946	DOHZ 4351-A	E	33701	TWAA 4621-A	E	34997	TVAA 4143-A
		DOHZ 4851-D	E	33714	B6Q 4204-A	E	34998	B6QH 4507-A
E	32959	B8QH 4222-D	E	33784	TVAA 4206-A	E	35007	B6QH 4614-B
E	32963	TWAA 4414-A	E	33785	TVAA 4205-A	E	35008	TWAA 4537-A
E	32969	372676-S	E	33786	352544-S	E	35009	TWAA 4537-B
E	32975	B5QH 2315-A	E	33787	TVAA 4236-A	E	35010	TWAA 4537-C
E	32976	B7QH 2314-A	E	33788	B4TZ 4215-A	E	35011	TWAA 4537-D
E	33051	B2Q 4100-B	E	33789	TVAA 4230-A	E	35012	TWAA 4537-E
E	33127	C1TT 4562-A	E	33790	TVAA 4211-A	E	35013	TWAA 4537-F
E	33206	351498-S	E	33791	TVAA 4159-A	E	35014	TWAA 4537-G
E	33289	7EQH 4537-N	E	33793	352586-S	E	35015	TWAA 4537-H
E	33407	B6QH 4206-A	E	33803	352553-S	E	35016	TWAA 4537-J
E	33409	359021-S	E	33807	352622-S	E	35017	TWAA 4537-K
E	33411	B6QH 4236-A	E	33808	TVAA 4035-A	E	35018	TWAA 4537-L
E	33412	B6TZ 4215-A	E	33825	TGAF 4010-A	E	35019	B6QH 4674-B
E	33414	TVAA 4222-A	E	33838	25299-S8	E	35020	B6QH 4166-A
E	33415	358955-S	E	33904	B6T 1243-A	E	35021	B6QH 4167-A
E	33420	352580-S	E	33941	B6TZ 4209-A	E	35022	B6QH 4536-A
E	33421	TVAA 4427-A	E	33942	C0TZ 4209-A	E	35023	B6QH 4536-B
E	33425	TVAA 4442-A	E	33943	C5TZ 4209-J	E	35025	TVAA 4141-A
E	33426	TVAA 4443-A	E	33983	B6T 4200-A	E	35026	TVAA 4141-A
E	33428	TVAA 4414-A	E	34012	C6TZ 4211-D	E	35027	TVAA 4166-A
E	33444	TVAA 4436-B	E	34017	B8QH 4351-C	E	35028	TVAA 4536-A
E	33445	TVAA 4436-C	E	34082	8QH 1174	E	35029	TVAA 4536-B
E	33446	B4Q 4462-A	E	34090	8QH 1181	E	35031	TVAA 4614-A
E	33447	TVAA 4469-A	E	ERS 34179	DOHZ 3A697-H	E	35033	B4Q 4462-A
E	33453	TVAA 4405-A	E	34189	TVAA 4621-A	E	35055	TVAA 4209-A
E	33454	TVAA 4406-A	E	34190	TVAA 4621-A	E	35056	TVAA 4209-B
E	33455	B4TZ 4215-B	E	34513	B4T 4141-C	E	35057	B6QH 4209-E
E	33456	TVAA 4430-A	E	34537	B4T 4141-C	E	35058	B6QH 4209-D
E	33457	TVAA 4411-A	E	34538	352557-S8	E	35112	351818-S
E	33458	TVAA 4447-A	E	34714	TVAA 4446-A			34944-S7
E	33459	TVAA 4434-A	E	34716	TGAA 7065-A	E	35152	TVAA 4425-A
E	33460	TVAA 4437-A	E	34717	TVAA 4464-A	E	35218	8Q 4200-A
E	33461	TVAA 4448-A	E	34718	TVAA 4463-A	E	35261	C1TT 4748-A
E	33462	TVAA 4433-A	E	34719	TVAA 4431-A	E	35262	C1TT 4417-A
E	33463	TVAA 4438-A	E	34721	TVAA 4455-A	E	35263	C1TT 4555-A
E	33464	TVAA 4449-A	E	34722	TVAA 4428-A	E	35264	C1TT 4418-A
E	33466	7EQ 7065	E	34723	TVAA 4439-A	E	35265	C1TT 4748-A
E	33468	TVAA 4477-A	E	34728	TVAA 4450-A	E	35281	TVAA 4458-A

1980/
FORD TRUCK PARTS

EATON AXLE, PUMP and RELATED PART NUMBERS

C O D E	VENDOR PART NUMBER	FORD PART NUMBER	C O D E	VENDOR PART NUMBER	FORD PART NUMBER	C O D E	VENDOR PART NUMBER	FORD PART NUMBER
E	35333	81T 4029-M	E	37117	2QH 2237-A	E	37916	B8QH 4200-Z
E	35337	8QH 2367-B	E	37124	2QH 2311-A	E	37917	TVAA 4466-A
E	35338	8QH 2045-A	E	37125	2QH 2310-A			TWAA 4466-B
E	35428	8QH 2130-C	E	37126	C1TZ 2237-A	E	37922	B4QH 4309-B
E	35429	8QH 2130-B	E	37154	1T 4010-A			B4TZ 4309-B
E	35430	TUAF 2317-A	E	37158	352539-S	E	37924	TWAA 4614-A
E	35431	TUAF 2316-A	E	37171	C2TZ 4012-A	E	37934	B4QH 2311-A
E	35443	8QH 2317-B	E	37172	C2TZ 1A011-A	E	37935	B4QH 2310-A
E	35444	8QH 2316-B	E	37177	C4TZ 4217-A	E	37978	C0TT 4526-C
E	35455 S	E2HZ 2316-A	E	37207	EOHZ 4545-A	E	38000	8Q 4537-T
E	35456 S	E2HZ 2317-A	E	37284	C0TT 4010-F	E	38001	8Q 4537-U
E	35473	B1QH 2318-A	E	37305	TVAA 4440-A	E	38003	8Q 4537-Y
E	35502	B8QH 4616-C	E	37342	B6QH 4465-A	E	38007	TGAA 4209-B
E	35502	B8QH 4616-C	E	37463	B6QH 4328-A	E	38024	C1TT 4323-B
E	35560	B1Q 4235-A	E	37465	B6QH 4141-D	E	38025	C1TT 4323-C
E	35561	TWAA 4351-A	E	37466	B6QH 4141-D	E	38030	C1TT 4598-A
E	35579	8Q 4236-A	E	37480	B8QH 4200-Y	E	38031	B8QH 4073-B
E	35580	A8TZ 4236-B	E	37481	B8QH 4200-X	E	38088	B3T 4081-A
E	35584	B2Q 4072-A	E	37484	B8QH 4200-X	E	38127	B8QH 4085-A
E	35708	C0TT 4627-C	E	37485	8QH 4209	E	38193	TGAA 4200-A
E	A 35818 6	C4TZ 4209-P	E	37525	B2Q 4081-A	E	38194	TGAA 4200-D
E	35853	TUAF 2219-A	E	37644	TGAF 4010-A	E	38204	8QH 4221-B
E	35854	8QH 2218-B	E	37645	TGAF 4010-A	E	38208	TUAA 4235-A
E	35855	8QH 2219-B	E	37646	B6QH 4341-A	E	38209	TUAA 4010-A
E	35857	TUAF 2218-A	E	37647	B6QH 4341-A	E	38212	TUAA 4200-A
E	35916	1T 4078-A	E	37658	B6QH 4309-B	E	38213	TUAA 4200-B
E	35925	B4T 4674-A	E	37659	B6QH 4309-A	E	38236	8QH 4211
E	35930	B4T 4209-B	E	37661	B6QH 4309-B	E	38289	7EQH 4211
E	35931	B4T 4209-A	E	37662	B6QH 4309-A	E	38299	TWAA 4341-A
E	35932	B4T 4621-A			358957-S	E	38316	E3HZ 4596-A
E	36014	EOHZ 4A545-A	E	37664	B6QH 4625-A	E	38336	TUAA 4200-C
E	36400	C4TZ 4347-C	E	37665	B6QH 4159-A	E	38338	TUAA 4200-D
E	36435	EOHZ 4323-D	E	37666	B6QH 4205-A	E	38339	TGAA 4026-A
E	36438	352563-S8	E	37683	TVAA 4436-A	E	38381	TWAA 4440-A
E	36439	352566-S	E	37744	B8QH 4200-N	E	38409	TWAA 4425-A
E	36474	TWAA 4413-A	E	37745	B6TZ 4143-A	E	38412	TWAA 4159-A
E	36543	TWAA 4537-M	E	37746	B6QH 4156-A	E	38415	TWAA 4432-B
E	36544	TWAA 4537-N	E	37747	371173-S	E	38436	TWAA 4444-A
E	36545	TWAA 4537-R	E	37812	8QH 4202	E	38437	TWAA 4442-A
E	36546	TWAA 4537-S	E	37874	B6T 1244-A	E	38438	TWAA 4474-A
E	36547	TWAA 4537-T	E	37875	B6T 1244-A	E	38439	TWAA 4428-B
E	36548	TWAA 4537-U	E	37876	TGAA 4236-A	E	38441	TWAA 4427-B
E	36549	TWAA 4537-V	E	37877	TGAA 4292-A	E	38443	TWAA 4315-B
E	36550	TWAA 4537-Y	E	37878	TWAA 4450-B	E	38445	TWAA 4328-B
E	36727	B8QH 4141-B	E	37880	TWAA 4489-B	E	38446	TWAA 4359-A
E	36741	B8QH 4141-B	E	37881	TWAA 4459-B	E	38447	TWAA 4446-A
E	36852	358532-S	E	37882	TWAA 4453-B	E	38448	TWAA 4406-A
E	36924	B6Q 4200-A	E	37884	353586-S	E	38449	TWAA 4405-A
E	37008	B1QH 2130-A	E	37885	B8QH 4300-K	E	38450	B4TZ 4215-C
E	37029	2Q 4200-A	E	37886	B8QH 4300-E	E	38451	TWAA 4430-A
E	37048	TVAA 4444-A	E	37887	B8QH 4300-F	E	38452	TWAA 4411-A
E	37069	TUAA 4236-B	E	37888	B8QH 4300-J	E	38453	353582-S
E	37070	TUAA 4239-A	E	37900	B4TZ 4309-A	E	38456	TWAA 4434-A
E	37071	TGAA 4292-B	E	37901	B8QH 4309-H	E	38457	TWAA 4433-A
E	37072	TGAA 4236-B	E	37902	B8QH 4309-J	E	38458	TWAA 4437-A
E	37073	TGAA 4239-A	E	37913	B8QH 4200-AA	E	38459	TWAA 4438-A
E	37074	351830-S	E	37914	B8QH 4200-Q	E	38460	TWAA 4448-A
E	37075	TVAA 4413-A	E	37915	B8QH 4200-R	E	38461	TWAA 4449-A

1980/ FORD TRUCK PARTS

EATON AXLE, PUMP and RELATED PART NUMBERS

C O D E	VENDOR PART NUMBER	FORD PART NUMBER	C O D E	VENDOR PART NUMBER	FORD PART NUMBER	C O D E	VENDOR PART NUMBER	FORD PART NUMBER
E	38462	TWAA 4447-A	E	39282	B8TZ 4143-A	E	40115	C1TT 4200-CJ
E	38463	TWAA 4435-A	E	39328	B8QH 4141-F	E	40116	B8QH 4141-G
E	38464	TWAA 4471-A	E	39330	B8Q 4300-A	E	40118	B8QH 4204-G
E	38465	TWAA 4473-A	E	39331	B8Q 4300-B	E	40204	B4Q 4310-A
E	38475	TWAA 4341-A	E	39338	B8QH 4200-M	E	40205	C1TT 4010-AD
E	38476	TWAA 4455-A	E	39345	B8QH 4236-B	E	40206	B4Q 4235-C
E	38505	TWAE 2317-A	E	39346	B8QH 4239-A	E	40207	B4Q 4235-B
E	38506	TWAE 2316-A	E	39347	TAJAA 4292-A	E	40232	TVAA 4491-A
E	38517	B4QH 4235-B	E	39352	B8QH 4536-Z	E	40233	TVAA 4494-A
E	38518	B4TZ 4234-A	E	39354	TWAA 4460-B	E	40315	B8QH 4209-U
E	38519	B4QH 4235-A	E	39379	B5QH 2317-A	E	40316	B8QH 4200-S
E	38520	TWAA 4235-A	E	39380	B5QH 2316-A	E	40317	B8QH 4209-J
E	38524	B7TZ 4A109-H	E	39382	B5QH 2218-A	E	40358	B5QH 2212-A
E	38525	B7TZ 4A109-J	E	39383	B5QH 2219-A			C1TZ 2211-L
E	38526	B7TZ 4323-A	E	39398	B6QH 4141-B	E	40391	B5QH 2214-A
		353580-S	E	39400	7EQH 4141	E	40392	B5QH 2215-A
		351183-S	E	39419	353898-S	E	40394	B5QH 2213-B
E	38540		E	39448	B8QH 4067-A	E	40395	B5QH 2212-C
E	38553	TWAA 4310-B	E	39490	B8QH 4189-A	E	40404	B5QH 2311-A
E	38554	TWAA 4010-B	E	39504	B8QH 4221-E	E	40405	B5QH 2310-A
E	38570	B6QH 4141-A	E	39531	B8QH 4536-Y	E	40406	B5QH 2213-A
E	38589	E1HZ 4323-A	E	39532	B8QH 4536-Z	E	40407	B5QH 2212-B
E	38593	C6TZ 4423-A	E	39533	B8QH 4536-AA	E	40408	B5QH 2310-B
E	38596	B6QH 4614-A	E	39534	C4TZ 4143-A	E	40409	B5QH 2311-B
E	38598	B6QH 4674-A	E	39536	TWAA 4358-B	E	40410	354539-S
E	38599	D2HZ 4168-A	E	39547	TVAA 4484-A	E	40411	354537-S
E	38600	B6QH 4019-A	E	39724	C1TT 4323-D	E	40434	B6QH 4200-E
E	38602	TVAA 4351-A	E	39725	C1TT 4323-E	E	40482	B3QH 4237-A
E	38606	TGAA 4209-A	E	39727	B6QH 4141-E	E	40483	B3QH 4237-C
E	38607	TVAA 4341-B	E	39731	E3HZ 4N345-A	E	40484	B3QH 4237-D
E	38609	TVAA 4341-B	E	39748	B6QH 4209-C	E	40501	B3QH 4237-B
E	38610	TVAA 4625-B	E	39749	B6QH 4200-C	E	40547	B7QH 2316-A
E	38613	TVAA 4309-C	E	39758	TWAE 4010-B	E	40548	B7QH 2317-A
E	38614	TVAA 4309-D	E	39759	TWAE 4310-B	E	40579	8TH 4221
E	38699	371428-S	E	39773	TVAA 4851-B	E	40597	B9TT 4309-A
E	38712	A8TZ 4141-A	E	39805	TVAA 4465-B	E	40598	B9TT 4209-H
E	38728	B8QH 4052-B	E	39840	B8Q 4300-A	E	40608	B4T 4209-C
E	38839	TWAE 2225-A	E	39841	B8Q 4300-B	E	40614	354456-S
E	39072	B5QH 2218-B	E	39842	B8Q 4200-A	E	40616	B4T 4204-A
E	39073	B5QH 2219-B	E	39843	B8Q 4200-B	E	40634	B2Q 4100-A
E	39074	B5QH 2359-A	E	39848	B4QH 4309-A	E	40635	B2Q 4100-B
E	39075	B5QH 2045-A	E	39851	B4QH 4309-B	E	40639	B2Q 4104-A
E	39076	B5QH 2333-A	E	39852	B4QH 4209-A	E	40680	8TH 4221
E	39077	354805-S	E	39855	B4QH 4209-B	E	40728	B6Q 2296-B
E	39081	C0TT 2125-A	E	39913	B8QH 4141-G	E	40768	TWAE 2225-B
		B5QH 2296-A	E	39922	B8QH 4674-B	E	40864	B5QH 2330-A
E	39081 H	C0TZ 2296-A	E	39964	B6Q 2224-A	E	40886	B5QH 2045-A
E	39094	B8QH 4209-L	E	39982	B6T 4200-B	E	40912	TUAY 4010-B
E	39095	B6QH 4209-F	E	39983	B6T 4200-A			TUAA 4010-A
E	39096	B9TT 4209-F	E	39984	B4T 4236-B	E	41054	TEAA 4062-A
E	39097	B6QH 4141-A	E	39985	B4TZ 4236-A	E	41055	2QH 4062-A
E	39100	B8QH 4200-DD	E	39989	7RT 4026	E	41058	B9TT 4062-C
E	39101	B8QH 4200-V	E	39999	C0TT 4010-G	E	41059	B9TT 4062-A
E	39174 S	TVAA 4484-A	E	40039	B4Q 4484-A	E	41061	C1TT 4062-A
E	39218	B4TZ 4209-A	E	40058	B9TT 4209-G	E	41063	C1TT 4062-B
E	39219	B8QH 4209-P	E	40059	B8QH 4209-X	E	41073	TWAN 4310-A
E	39220	B8QH 4209-Q	E	40060	B8QH 4209-R	E	41074	TWAN 4010-A
E	39221	B4QH 4209-B	E	40061	B8QH 4209-A			TWAE 4010-B
		B4TZ 4209-B						

1980/
FORD TRUCK PARTS

EATON AXLE, PUMP and RELATED PART NUMBERS									
C O D E	VENDOR PART NUMBER	FORD PART NUMBER	C O D E	VENDOR PART NUMBER	FORD PART NUMBER	C O D E	VENDOR PART NUMBER	FORD PART NUMBER	
E	41075	COTT 4526-A	E	42382	TVAA 4446-A	E	43583	B7QH	2311-B
E	41076	COTT 4526-B	E	42393	B6QH 4235-A	E	43584	B7QH	2310-B
E	41101	COTT 4141-C	E	42394	B6QH 4235-B	E	43585	B7QH	2311-A
E	41103	COTT 4149-A	E	42430	B6QH 4141-F	E	43586	B7QH	2310-A
E	41178 S	371366-S	E	42451	B6QH 4200-F	E	43587	B7Q	4536-A
E	41333	B8QH 4209-E	E	42504	B6QH 4310-A	E	43588	B7Q	4536-B
E	41336	B8QH 4200-W	E	42505	B6QH 4010-A	E	43589	B7Q	4536-C
E	41432	C5TZ 2224-A	E	42526	B6QH 4351-A	E	43651		371171-S
E	41443	B6QH 4209-A	E	42559	B8QH 4300-H	E	43667	C4TZ	4851-B
E	41444	B6QH 4209-B	E	42560	B8QH 4300-G	E	43726		372332-S2
E	41449	B6QH 4200-A	E	42568	357182-S8	E	43727		372336-S8
E	41450	B6QH 4200-B	E	42569	C3TZ 4A198-A	E	43845	C1TT	4209-Y
E	41477	TEAA 4200-G	E	42572	E3HZ 4N332-A	E	43846	B8QH	4209-F
E	41478	TEAA 4200-F	E	42584	8Q 4222-A	E	43943	C8TZ	2130-A
E	41533	B6QH 4141-B	E	42586	357182-S8	E	43994	B8QH	2311-D
E	41534	B6QH 4141-B	E	42603	B6T 4010-E	E	43995	B8QH	2310-D
E	41538	B6Q 4141-A	E	42617	B8QH 2214-C	E	44025	B8QH	2212-A
E	41540	B6Q 4141-A	E	42618	B8QH 2215-C	E	44026	B8QH	2211-C
E	41564	C5TZ 4200-AH	E	42633	TGAA 4200-B	E	44027	B8QH	2316-C
E	41565	C1TT 4200-B	E	42634	TGAA 4200-C	E	44028	B8QH	2317-C
E	41566	B6Q 4200-B	E	42688	B6Q 2333-B	E	44060	B8QH	4209-R
E	41568	B6Q 4537-A	E	42715	B5QH 2213-B	E	44176	B8QH	4204-B
E	41570	B6Q 4537-B	E	42716	B5QH 2212-C	E	44178		371366-S
E	41574	B6Q 4537-C	E	42726	371174-S	E	44195	B6QH	4200-D
E	41577	B6Q 4537-D	E	42750	8QH 4202-M	E	44196	TGBV	4200-B
E	41580	B6Q 4537-E	E	42822	B8QH 4010-D	E	44198	TGBU	4200-B
E	41583	B6Q 4537-F	E	42925	B8QH 4235-G	E	44342		371713-S
E	41586	B6Q 4537-G	E	42952	B8QH 4200-BB				372336-S8
E	41589	B6Q 4537-H	E	42953	B8QH 4200-U	E	44344		371731-S18
E	41592	B6Q 4537-J	E	42954	B8QH 4200-H	E	44355	B8T	4216-A
E	41595	B6Q 4537-K	E	43084	B6Q 2212-B	E	44356		373127-S
E	41598	B6Q 4537-L	E	43085	B6Q 2211-B	E	44357	B8QH	4216-C
E	41848	B8QH 4200-B	E	43088	B6QH 2218-C	E	44358	A8TZ	4217-A
E	41872	B8QH 4204-A	E	43090	B8QH 4081-A			C0TT	4216-A
E	41952	B6Q 4537-J	E	43091	C1TT 4595-A	E	44375	B9TT	4200-D
E	41970	B8QH 4209-V	E	43092	C1TZ 4082-A	E	44376	B9TT	4200-N
E	41971	B8QH 4209-T	E	43093	C1TZ 4082-B	E	44377	B9TT	4200-S
E	41972	B8QH 4209-K	E	43144	B6Q 2214-A	E	44378	B9TT	4200-R
E	41997	B8QH 4209-M	E	43145	B6Q 2215-A	E	44379	C3TA	4200-EY
E	42031	B6QH 2212-F	E	43166	B8QH 4055-B			C5TZ	4200-BP
E	42032	B6QH 2211-F	E	43172	B6QH 4310-B	E	44380	C3TA	4200-EZ
E	42034	C1TZ 2212-H	E	43173	B6QH 4010-B			C5TZ	4200-BR
E	42035	C1TZ 2211-H	E	43178	B8QH 4337-A	E	44381	C3TA	4200-FA
E	42055	B6Q 4851-A	E	43179	B9TZ 2212-B			C5TZ	4200-BT
E	42081	B6QH 4141-F	E	43180	B9TZ 2211-B	E	44382	C4TA	4200-BF
E	42100	B8QH 4235-E	E	43251	C4TZ 4236-A			C5TZ	4200-BY
E	42101	B8QH 4235-D	E	43252	C4TZ 4236-B	E	44386	C1TT	4200-EH
E	42105	C2TZ 4200-A	E	43268	81T 4147-M	E	44387	C1TT	4200-EJ
E	42106	B9TT 4200-E	E	43269	8Q 4147-A	E	44388	C1TT	4200-EK
E	42107	B8QH 4200-CC	E	43270	7EQH 4147			B9TT	4200-R
E	42108	B8QH 4200-S	E	43271	B8QH 4147-A	E	44485	B8QH	4200-EE
E	42109	B8QH 4200-A	E	43438	B8QH 4088-A	E	44486	B8QH	4200-T
E	42200	C1TT 4851-J	E	43477	B8QH 4062-A	E	44487	B8QH	4200-J
E	ER 42231	DOHZ 3E762-B	E	43478	B9TT 4062-B	E	44488	B9TT	4200-R
E	42276	B6QH 4446-A	E	43479	B8QH 4082-A	E	44775	B8QH	4200-E
E	42277	B6QH 4435-A	E	43490	B7QH 4310-A	E	44812	B7T	4851-C
E	42346	B8TZ 4221-B	E	43491	B7QH 4010-A	E	44813	C1TT	4209-BH
E	42364	C1TZ 4A142-A	E	43580	C1TZ 2211-L	E	44837	C1TT	4200-DF

**1980/
FORD TRUCK PARTS**

EATON AXLE, PUMP and RELATED PART NUMBERS

C O D E	VENDOR PART NUMBER	FORD PART NUMBER	C O D E	VENDOR PART NUMBER	FORD PART NUMBER	C O D E	VENDOR PART NUMBER	FORD PART NUMBER
E	44838	B8QH 4537-AB	E	45519	B8QH 4035-B	E	46286	B9TT 4300-B
E	44839	B8QH 4537-AC	E	45520	B8QH 4036-A	E	46337	B9TT 4200-K
E	44842	B8QH 4537-AD	E	45521	59T 4052-M	E	46338	B9TT 4200-T
E	44845	B8QH 4537-AE	E	45523	B8QH 4010-C	E	46339	B9TT 4200-U
E	44848	B8QH 4537-AF	E	45526	01T 4073-M	E	46340	B9TT 4200-Y
E	44851	B8QH 4537-AG	E	45527	C1TZ 2211-M	E	46341	B9TT 4200-V
E	44852	B8QH 4537-AH	E	45528	B8QH 2215-B	E	46445	C1TT 4141-H
E	45014	B8T 4209-C			C1TT 2213-D	E	46481	D3TZ 4209-C
E	45022	C0TT 4010-H	E	45529	B8QH 2214-B	E	46507	B9TT 4200-F
E	45023	B9TZ 4982-B	E	45530	B8QH 2316-B	E	46508	C3TA 4200-U
E	45114	371651-S	E	45531	B8QH 2317-B	E	46509	B6QH 4200-E
E	45117	371172-S	E	45535	B8QH 2310-C	E	46510	B6QH 4200-F
E	45121	371170-S	E	45538	B8QH 2311-B	E	46526	B8QH 4476-A
E	45170	20350-S	E	45539	B8QH 2310-B	E	46573	C1TT 4200-EL
E	45202	B9TZ 2212-B	E	45541	C1TT 4404-A	E	46574	C1TT 4200-EM
E	45203	B9TZ 2211-B	E	45542	B8QH 4405-A			B6QH 4200-C
E	45241	B8QH 2218-A	E	45619	B8T 4033-A	E	46583	B8QH 4319-A
E	45308	C3TZ 4209-N	E	45620	B8T 4141-A	E	46584	B8QH 4475-A
E	45312	C3TA 4200-AU	E	45622	B8T 4141-A	E	46646	C1TT 4033-A
E	45324	C1TT 4552-A	E	45637	B8T 4209-A	E	46722	C1TT 4204-F
E	45325	C1TT 4551-A	E	45638	B8T 4209-B	E	46747	C1TT 4036-A
E	45334	B8QH 2311-C	E	45645	C4TZ 4237-A	E	46752	C1TT 4159-A
E	45398	C1TT 4552-B	E	45733	B8QH 4256-A	E	46759	C1TT 4414-A
E	45418	C0TT 4141-B	E	45756	B8QH 4300-A	E	46760	C1TT 4536-R
E	45419	C0TT 4141-B	E	45757	B8QH 4300-B	E	46761	C1TT 4536-S
E	45448	B8QH 4143-A	E	45761	B8QH 4300-M	E	46762	C1TT 4536-T
E	C 45452	D0HZ 4206-A	E	45762	B8QH 4300-L	E	46763	C1TT 4442-A
E	45454	B8QH 4204-F	E	45774	B8QH 4200-E	E	46765	C0TT 4437-A
E	45455	C1TT 4204-E	E	45775	B8QH 4200-F	E	46766	C1TT 4434-A
E	45456	B8TZ 4067-C	E	45776	B8QH 4200-F	E	46767	C1TT 4553-A
E	45457	B8QH 4028-B	E	45816	B8QH 4676-B	E	46770	C1TT 4341-A
E	45459	B8QH 4414-B	E	45859	C1TT 4450-A	E	46772	C1TT 4204-F
E	45460	B8TZ 4621-A	E	45925	B8QH 4465-B	E	46773	C1TT 4143-A
E	45461	B8QH 4536-V	E	45926	B8QH 4851-C	E	46777	C4TZ 4159-A
E	45462	B8QH 4536-W	E	45929	B8Q 4300-D	E	46827	C0TT 4141-C
E	45463	B8QH 4536-X	E	45930	B8Q 4300-C	E	46839	C3TZ 4209-L
E	45464	B8QH 4442-A	E	45933	B8Q 4200-C	E	46841	D3TZ 4209-C
E	45466	B8QH 4433-A			TUCE 4200-A	E	46905	C1TT 4159-B
E	45467	B8QH 4470-A	E	45978	B8QH 4309-F	E	46977	B9TT 4442-A
E	45469	B8QH 4471-A	E	45979	B8QH 4309-G	E	46983	C1TT 4567-G
E	45472	B8QH 4411-B	E	46047	B8T 4141-B	E	47245	B8QH 4237-B
E	45475	B8QH 4437-B	E	46049	B8T 4141-B	E	47320	B9TT 4200-G
E	45476	B8QH 4434-A	E	46052	B8T 4209-D	E	47321	B8QH 4200-DD
E	45477	B8QH 4445-A	E	46058	B8T 4200-D	E	47322	C3TA 4200-Y
E	45478	B8QH 4454-A	E	46059	B8T 4200-C	E	47323	B8QH 4200-V
E	45479	B8TZ 4446-B	E	46060	B8T 4200-A	E	47324	B6QH 4200-C
E	45480	B8QH 4455-A	E	46061	B8T 4200-B	E	47326	C5TZ 4200-AW
E	45481	B8QH 4428-B	E	46139	B8QH 4300-C	E	47327	C3TA 4200-V
E	45482	B8TZ 4427-A	E	46140	B8QH 4300-D	E	47348	C1TT 4209-AK
E	45483	C1TT 4729-A	E	46144	TALAB 4300-A	E	47352	C1TT 4159-C
E	45484	B8QH 4431-B	E	46145	TALAB 4300-B	E	47353	C1TT 4028-B
E	45486	B8QH 4450-B	E	46148	C3TA 4200-DY	E	47399	B9TT 4149-A
E	45487	B8QH 4033-A	E	46149	B8QH 4200-M	E	47440	B8QH 4010-C
E	45498	B8QH 4436-A	E	46150	B8QH 4200-N	E	47473	C1TT 4028-A
E	45499	B8QH 4436-B	E	46282	B9TT 4300-A	E	47500	C1TZ 4346-A
E	45501	B8QH 4309-C	E	46283	B9TT 4300-D			372365-S
E	45502	B8QH 4309-D	E	46284	B9TT 4300-E	E	47628	C3TZ 4082-D
E	45516	371365-S	E	46285	B9TT 4300-C	E	47629	C3TZ 4A190-A

1980/
FORD TRUCK PARTS

EATON AXLE, PUMP and RELATED PART NUMBERS

C O D E	VENDOR PART NUMBER	FORD PART NUMBER	C O D E	VENDOR PART NUMBER	FORD PART NUMBER	C O D E	VENDOR PART NUMBER	FORD PART NUMBER
E	47630	C3TZ 4A191-A	E	48687	C2TZ 4309-C	E	49553	B9TT 4200-J
E	47631	C3TZ 4A192-A	E	48707	B6QH 4141-B	E	49554	B9TT 4200-AD
E	47638	C3TZ 4038-M	E	48731	C2TZ 4209-B	E	49555	B9TT 4200-AE
E	47639	C3TZ 4101-A			C2TZ 4209-E	E	49556	B9TT 4200-AH
E	47641	C3TZ 4A201-A	E	48737	C1TZ 2212-G	E	49614	B8T 4200-D
E	47647	C3TZ 4081-E	E	48738	C1TZ 2211-G	E	49615	B8T 4200-C
E	47649	C3TZ 4052-G	E	48812	C1TT 4209-BG	E	49623	C2TZ 4033-B
E	47650	C3TZ 4052-H	E	48813	C1TT 4209-BH	E	49642	C1TZ 4209-BG
E	47651	C3TZ 4073-B	E	48814	B9TT 4209-E	E	49643	C1TZ 4209-BH
E	47652	C3TZ 4A197-A	E	48815	B9TT 4209-R	E	49702	C1TT 4300-D
E	47653	C3TZ 4589-A	E	48816	B9TT 4209-M	E	49703	C1TT 4300-C
E	47654	C3TZ 4589-B	E	48817	B9TT 4209-K	E	49704	C5TZ 4300-B
E	47686	7EQH 1244	E	48823	C1TT 4209-AL	E	49705	C1TT 4300-F
E	47744	B9TT 4141-D	E	48824	B9TT 4209-D			C5TZ 4300-B
E	47746	B9TZ 4143-A	E	48825	B9TT 4209-S	E	49706	C1TT 4300-E
E	47747	C0TT 4141-D	E	48826	B9TT 4209-N	E	49750	C1TT 4200-DJ
E	47795	7EQH 4035	E	48827	B9TT 4209-L	E	49751	C1TT 4200-DH
E	47814	C1TT 4309-L	E	48921	C0TT 4437-A	E	49752	B9TT 4200-H
E	47815	B9TT 4309-C	E	48922	C1TT 4454-A	E	49753	B9TT 4200-AC
E	47816	C5TZ 4309-A	E	48928	C2TZ 4033-A	E	49754	B9TT 4200-AF
E	47817	B9TT 4309-B	E	48932	C3TZ 4A199-A	E	49755	B9TT 4200-AG
E	47818	C1TT 4309-K	E	48982	C3TZ 4309-AC	E	49756	C1TT 4200-DK
E	47830	B8QH 4300-A	E	49004	C1TT 4035-C	E	49757	C1TT 4200-DG
		C0TT 4300-E	E	49009	B6QH 4141-C	E	49758	C1TT 4200-DE
E	47831	C5TZ 4300-L	E	49010	B9TT 4141-C	E	49759	C3TA 4200-L
E	47832	B8QH 4300-B	E	49047	C3TA 4300-J	E	49797	C1TT 4300-A
		C0TT 4300-F	E	49048	C3TA 4300-K	E	49798	C1TT 4300-B
E	47835	C0TT 4300-G	E	49049	C5TZ 4300-H	E	49838	C2TZ 4A098-A
E	47836	C5TZ 4300-K	E	49050	C3TA 4300-Y	E	49848	B9TT 4621-B
E	47837	C0TT 4300-H	E	49052	C3TA 4300-L	E	49849	B9TT 4616-A
E	47856	C3TZ 4309-AG	E	49053	C3TA 4300-M	E	49850	B9TT 4614-A
E	47857	B9TT 4309-D	E	49054	C5TZ 4300-J	E	49889	C3TA 4300-AH
E	47858	B9TT 4309-E	E	49055	C3TA 4300-Z	E	49894	C3TA 4300-AJ
E	47859	C3TZ 4309-AH	E	49106	C3TA 4300-E	E	49899	C3TA 4300-AH
E	47860	C3TZ 4309-AJ	E	49107	C3TA 4300-F	E	49973	C3TZ 4A196-A
E	47862	C0TT 4300-C	E	49108	C3TA 4300-G	E	49982	C2TZ 4396-A
E	47863	C0TT 4300-D	E	49109	C3TA 4300-H	E	50069	C0TT 4141-E
E	47867	C0TT 4300-A	E	49119	B8QH 4237-C	E	50071	C0TT 4141-E
E	47868	C0TT 4300-B	E	49120	B8QH 4237-D	E	50106	C1TT 4537-Y
E	47886	C1TT 4341-B	E	49135	C1TT 4300-BN	E	50114	C1TT 4200-CK
E	47899	2Q 4200-A	E	49136	C1TT 4300-BR	E	50115	C1TT 4200-CJ
E	47930	B8TZ 4033-B	E	49140	C1TT 4300-BS	E	50119	C1TT 4200-DB
E	47940	C0TT 4141-A	E	49141	C5TZ 4300-C	E	50120	C1TT 4200-DA
E	47942	C0TT 4141-A	E	49142	C1TT 4300-BT	E	50158	C1TT 4300-G
E	47943	C1TT 4033-B	E	49143	C1TT 4300-BU	E	50159	C1TT 4300-H
E	47948	B9TT 4141-B	E	49157	C1TT 4200-EV	E	50160	C5TZ 4300-F
E	47950	C1TT 4141-F	E	49158	C5TZ 4200-AW	E	50161	C1TT 4300-J
E	47995	C1TT 4209-AS	E	49178	C1TT 4141-H	E	50162	C1TT 4300-K
E	47999	E0HZ 4851-F	E	49275	B8T 4200-A	E	50163	C1TT 4300-L
E	48235	C3TZ 4309-AE	E	49276	B8T 4200-B	E	50164	C1TT 4300-M
E	48389	B9TT 2296-A	E	49308	B9TT 4851-C	E	50165	C5TZ 4300-E
E	48407	C1TT 4309-G	E	49309	C1TT 4851-L	E	50166	C1TT 4300-N
E	48410	C1TT 4209-AH	E	49336	C1TZ 4309-BJ	E	50167	C1TT 4300-R
E	48431	B9TT 4209-J	E	49365	C3TZ 4309-AF	E	50208	C1TZ 4309-A
E	48488	C1TT 4200-DC	E	49366	C1TZ 4209-BJ	E	50209	C1TT 4309-B
E	48517	B8QH 4200-BB	E	49532	B8Q 4200-D	E	50210	C1TT 4309-C
E	48518	B8QH 4200-U	E	49533	B8Q 4200-C	E	50211	C8TZ 4309-H
E	48519	B8QH 4200-H	E	49552	C1TT 4200-DL	E	50212	C1TZ 4309-B

1980/ FORD TRUCK PARTS

EATON AXLE, PUMP and RELATED PART NUMBERS

C O D E	VENDOR PART NUMBER	FORD PART NUMBER	C O D E	VENDOR PART NUMBER	FORD PART NUMBER	C O D E	VENDOR PART NUMBER	FORD PART NUMBER
E	50213	C1TZ 4309-C	E	51212	E0HZ 4323-E	E	53312	C1TT 4010-J
E	50214	C1TT 4209-AJ	E	51232	C2TZ 4470-A	E	53320	B8QH 4036-B
E	50215	C1TT 4209-Z	E	51233	C2TZ 4470-A	E	53331	C4TZ 4141-A
E	50216	C1TZ 4209-AA	E	51320	E3HZ 4450-A	E	53335	C4TZ 4141-B
E	50217	C8TZ 4209-AA	E	51497	C1TT 4010-F	E	53336	C6TZ 4209-P
E	50218	C1TZ 4209-AB	E	51544	B8QH 4309-D	E	53337	C4TZ 4209-G
E	50219	C1TZ 4209-AC	E	51559	B9TT 4204-C	E	53338	C4TZ 4209-H
E	50220	C3TZ 4309-AA	E	51601	C1TZ 2212-F	E	53339	C4TZ 4209-J
E	50221	C3TZ 4309-AB	E	51602	C1TZ 2211-F	E	53340	C4TZ 4209-K
E	50222	C1TT 4309-H	E	51632	COTT 4141-D	E	53341	C4TZ 4209-L
E	50223	C1TT 4309-J	E	51662	C0TZ 4215-A	E	53342	C4TZ 4209-M
E	50224	C3TZ 4309-AD	E	51681	C1TT 4010-V	E	53372	C4TZ 4200-E
E	50225	C3TZ 4209-AA	E	51718	C0TT 4526-D	E	53373	C4TA 4200-C
E	50226	C3TZ 4209-AB	E	51719	C0TT 4526-G	E	53374	C4TA 4200-F
E	50227	C1TT 4209-AF	E	52015	C1TT 4209-Z	E	53375	C4TA 4200-G
E	50228	C1TT 4209-AG	E	52055	C6TZ 4351-A	E	53376	C4TA 4200-A
E	50229	C3TZ 4209-AC	E	52112	C0TT 4204-A	E	53377	C4TA 4200-B
E	50355	C1TT 4033-D	E	52113	C0TT 4204-B	E	53386	C1TT 4310-C
E	50364	B9TT 4035-A	E	52114	C0TT 4204-C	E	53387	C1TT 4010-L
E	50450	B9TT 2296-B	E	52159	C0TT 4141-A	E	53390	B8QH 4310-B
E	50479	B8QH 4310-B	E	52281	C1TT 4235-C	E	53391	C3TZ 4010-S
E	50551	C3TA 4300-AK	E	52292	C1TT 4010-D	E	53392	C3TA 4200-CA
E	50556	C3TA 4300-AL	E	52293	C1TT 4010-E	E	53393	C1TT 4200-BU
E	50568	E3HZ 4851-C	E	52312	C0TT 4310-B	E	53394	C1TT 4200-BV
E	50652	C1TT 4396-A	E	52313	C0TT 4010-C	E	53397	C1TT 4200-BY
E	50718	COTT 4422-A	E	52314	C0TT 4310-A	E	53398	C1TT 4200-BZ
E	50719	C0TZ 4215-A	E	52319	C1TT 4200-DV	E	53399	C1TT 4200-CA
E	50735	C3TA 4200-T	E	52322	C1TT 4141-F	E	53400	C5TZ 4200-AS
E	50737	B9T 4010-A	E	52353	C1TT 4200-CG	E	53401	C1TT 4200-CB
E	50875	C5TZ 4200-AF	E	52490	C1TT 4309-A	E	53402	C1TT 4200-CC
E	50877	B9TT 4200-M	E	52491	C3TZ 4209-AD	E	53421	C1TT 4526-A
E	50935	B8QH 4341-A	E	52504	B2TZ 4108-A	E	53422	C1TT 4526-B
E	50937	B9TT 4010-A	E	52534	C1TT 4010-S	E	53425	C5TZ 4300-D
E	50942	C0TT 4010-A	E	52539	C1TT 4526-C	E	53426	C1TT 4300-S
E	50965	B9TT 4204-F	E	52577	C0TT 4526-E	E	53442	C1TT 4300-U
E	51123	C3TA 4300-V	E	52810	B9TZ 4237-A	E	53443	C1TT 4300-V
E	51124	C3TA 4300-N	E	52820	C4TZ 4035-A	E	53444	C1TT 4300-Y
E	51125	C3TA 4300-R	E	52823	C4TZ 4028-A	E	53445	C5TZ 4300-A
E	51126	C3TA 4300-S	E	52832	C3TZ 4072-A	E	53446	C1TT 4300-Z
E	51127	C3TA 4200-BS	E	52838	C0TT 4526-F	E	53447	C1TT 4300-AA
E	51128	C3TA 4200-BT	E	52854	C1TZ 4614-A	E	53695	C1TT 4526-D
E	51129	C3TA 4200-BU	E	53246	C5TZ 4300-G	E	53696	C1TT 4310-B
E	51130	C3TA 4200-BV	E	53247	C1TT 4300-T	E	53697	C1TT 4010-J
E	51131	C3TA 4200-BY	E	53249	C1TT 4200-CD	E	53760	C1TT 4200-DD
E	51132	C3TA 4200-BZ	E	53250	C1TT 4200-CE	E	53790	C1TT 4300-BL
E	51142	C2TZ 2310-G	E	53251	B8QH 4200-E	E	53791	C1TT 4300-BM
E	51143	C2TZ 2311-G			C1TT 4200-CF	E	53792	C4TA 4300-Z
		C2TZ 2311-J	E	53253	B8QH 4200-F	E	53794	C4TA 4300-AC
E	51144	C2TZ 2311-C	E	53254	C1TT 4200-CH	E	53823	C1TT 4200-DU
E	51145	C2TZ 2310-C			TWAU 4200-D			C1TZ 4200-A
E	51148	C2TZ 2211-E	E	53279	C6TZ 4209-AD	E	54014	D8HZ 4234-A
E	51149	C2TZ 2212-E	E	53280	C6TZ 4209-R	E	54015	C6TZ 4200-DJ
E	51159	C2TZ 2311-H	E	53281	C4TZ 4209-A	E	54016	C6TZ 4200-DE
		C3TZ 2310-G	E	53282	C4TZ 4209-B	E	54017	C6TZ 4200-DD
E	51160	C2TZ 2310-H	E	53283	C4TZ 4209-D	E	54018	C6TZ 4200-DF
E	51161	C3TZ 2310-F	E	53284	C4TZ 4209-C	E	54019	C6TZ 4200-DG
E	51162	C2TZ 2311-F	E	53285	C4TZ 4209-E	E	54020	C6TZ 4200-DH
		C3TZ 2311-F	E	53310	B8QH 4033-B	E	54209	C5TZ 4217-A

**1980/
FORD TRUCK PARTS**

EATON AXLE, PUMP and RELATED PART NUMBERS

C O D E	VENDOR PART NUMBER	FORD		C O D E	VENDOR PART NUMBER	FORD		C O D E	VENDOR PART NUMBER	FORD	
		PART NUMBER	PART NUMBER			PART NUMBER	PART NUMBER			PART NUMBER	PART NUMBER
E	54246	C1TT	4010-U	E	55426	C3TZ	2310-K	E	56663	C3TZ	4081-B
E	54252	C6TZ	4028-A	E	55451	C2TZ	2212-D	E	56710	C2TZ	4310-H
E	54254		374506-S	E	55452	C2TZ	2211-D	E	56711	C2TZ	4010-R
E	54256	C4TZ	4028-B	E	55537	C1TT	4010-D	E	56714	C2TZ	4010-N
E	54277	C1TT	4010-Y	E	55549	8T	4674-A	E	56715	C2TZ	4010-U
E	54292	C3TA	4200-DU	E	55559	C4TZ	4237-B	E	56716	C2TZ	4010-T
E	54293	C3TA	4200-DT	E	55574	C0TT	4209-A			C3TZ	4010-AA
E	54294	C3TA	4200-DV	E	55575	B6Q	4209-A	E	56717	C2TZ	4010-V
E	54295	C1TT	4200-ET	E	55579	C1TZ	4309-D	E	56718	C2TZ	4010-W
E	54296	C1TT	4200-EU	E	55580	C1TT	4309-B	E	56721	C2TZ	4310-G
E	54299	C1TT	4310-G	E	55581	C1TT	4309-C	E	56722	C2TZ	4010-Z
E	54300	C1TT	4010-Y	E	55583	C1TZ	4309-E	E	56737	C6TZ	4141-A
E	54445	C2TZ	4209-C	E	55584	C1TT	4309-F	E	56790	C4TZ	4309-A
		C2TZ	4209-F	E	55585	C1TT	4209-AJ	E	56792	C4TZ	4209-N
E	54493	C1TT	4323-F	E	55586	C1TT	4209-Z	E	56818	C4TZ	4851-D
E	54591	C1TT	4200-EN	E	55587	C1TT	4209-AA	E	56864	C6TZ	4637-A
		TYAS	4200-B	E	55589	C1TT	4209-AB	E	56928	C3TZ	4040-A
E	54597	B9TT	4200-S	E	55590	C1TT	4209-AC	E	56929	C3TZ	4067-L
		C1TT	4200-ER	E	55606	C3TA	4300-AA	E	56930	C3TZ	4055-A
E	54600	C5TZ	4200-AG	E	55678	C1TZ	4309-D	E	56931	C3TZ	4040-B
E	54602	C1TT	4200-ES	E	55686	C2TZ	4010-E	E	56932	C3TZ	4067-M
E	54626	C1TT	4310-H	E	55687	C2TZ	4010-D	E	56933	C3TZ	4055-B
E	54627	C1TT	4010-AC	E	55768	C1TZ	4309-D	E	56979	C3TZ	4234-R
E	54628	C1TT	4310-J	E	55937	C6TZ	4209-AE			C3TZ	4235-R
E	54629	C1TT	4010-AD	E	55938	C3TZ	4209-T	E	56980	C3TZ	4234-N
E	54631	C1TT	4310-J	E	55957	C4TZ	4234-A	E	56981	C3TZ	4234-P
E	54833	C1TT	4200-EY	E	55981	C4TA	4200-J	E	57346	C3TA	4300-AY
E	54834	C1TT	4200-EZ	E	55982	C4TA	4200-K	E	57347	C3TA	4300-AZ
E	54836	C3TA	4300-D	E	55983	C4TA	4200-L	E	57351	C3TA	4300-AB
E	54990	C3TA	4300-AS	E	55984	C4TA	4200-M	E	57352	C3TA	4200-BH
E	54991	C3TA	4300-AT	E	55985	C4TA	4200-N	E	57387	C4TZ	4010-C
E	55100	B5QH	2213-A	E	55986	C4TA	4200-R	E	57451	C8TZ	4851-B
E	55101	B5QH	2212-B	E	55996	C3TA	4200-CB	E	57534	C3TA	4200-FB
E	55124	B6QH	2212-F	E	56059	C3TZ	2211-AD	E	57608	C3TZ	2212-U
E	55125	B6QH	2211-F	E	56082	C3TZ	4062-C	E	57609	C3TZ	2211-U
E	55126	C1TZ	2212-H	E	56083	C2TZ	4010-F	E	57636	E0HZ	4216-C
E	55127	C1TZ	2211-H	E	56084	C2TZ	4010-G	E	57637		33923-S
E	55144	B5QH	2213-B	E	56107	C2TZ	4310-D	E	57696	C4TA	4200-H
E	55145	B5QH	2212-C	E	56108	C2TZ	4310-E	E	57697	C4TA	4200-Z
E	55154	C1TZ	2212-J	E	56135	C3TA	4200-EA	E	57698	C4TA	4200-Y
E	55155	C1TZ	2211-J	E	56136	C3TA	4200-EB	E	57699	C4TA	4200-V
E	55160	C1TZ	2211-L	E	56156	C6TZ	4309-D	E	57700	C4TA	4200-U
E	55167	B8QH	2212-A	E	56157	C3TZ	4309-AM	E	57701	C4TA	4200-T
E	55168	B8QH	2211-C	E	56187	C3TZ	2212-M	E	58133	C3TZ	2212-S
E	55180	C1TZ	2212-L	E	56188	C3TZ	2211-M	E	58134	C3TZ	2211-S
E	55181	C1TZ	2211-N	E	56198	C1TT	2296-A	E	58168	C3TZ	4310-AJ
E	55183	C1TZ	2211-M	E	56227	C2TZ	4137-A	E	58169	C3TZ	4010-AJ
E	55207	C1TZ	2212-K	E	56360	D8HZ	4454-C	E	58172	C3TZ	4310-AJ
E	55208	C1TZ	2211-K	E	56517	C3TA	4300-CE	E	58173	C3TZ	4010-AJ
E	55318	C1TT	4396-A	E	56518	C3TA	4300-CF	E	58233	C2TZ	4010-N
E	55324	C1TZ	2218-D	E	56519	C3TA	4300-CG	E	58262	C2TZ	4010-V
E	55330	C1TZ	2218-A	E	56520	C3TA	4300-CH	E	58263	C2TZ	4010-W
E	55335	C1TZ	2218-B	E	56521	C3TA	4300-CJ	E	58278	C2TZ	4010-U
E	55341	C1TZ	2218-C	E	56522	C3TA	4300-CK	E	58279	C3TZ	4010-AA
E	55392	C1TZ	4209-BJ	E	56547	C3TZ	4010-AD	E	58287	C5TZ	4300-M
E	55413	C2TZ	4310-A	E	56657	C3TZ	4082-B	E	58299	C3TZ	4082-E
E	55414	C2TZ	4010-A	E	56658	C4TZ	4107-A	E	58300	C3TZ	4081-C
E	55425	C3TZ	2311-K	E	56662	C3TZ	4081-B	E	58309	C3TZ	4A202-B

**1980/
FORD TRUCK PARTS**

EATON AXLE, PUMP and RELATED PART NUMBERS

C O D E	VENDOR PART NUMBER		FORD PART NUMBER		C O D E	VENDOR PART NUMBER		FORD PART NUMBER		C O D E	VENDOR PART NUMBER		FORD PART NUMBER	
E	58312	C3TZ	4310-AH	E	60016	B9TT	4200-F	E	60584	C4TA	4200-S			
E	58313	C3TZ	4010-AH	E	60017	C3TA	4200-U	E	60585	C4TA	4200-AA			
E	58318	C3TA	4200-M	E	60018	B6QH	4200-E	E	60586	C4TA	4200-AB			
E	58370	C5TZ	4200-AT	E	60019	B6QH	4200-F	E	60587	C4TA	4200-AC			
E	58371	C5TZ	4200-AU	E	60024	C7TZ	4200-B	E	60588	C4TA	4200-AD			
E	58372	C3TA	4200-BJ	E	60025	C1TT	4200-EL	E	60597	B7TZ	4322-A			
E	58373	C3TA	4200-BK	E	60026	C1TT	4200-EM	E	60599	A8TZ	4322-A			
E	58374	C3TA	4200-BL	E	60075	C6TZ	4300-DB	E	60600		371171-S			
E	58375	C5TZ	4200-AV	E	60076	C6TZ	4300-CJ	E	60608	B6TZ	4A195-A			
E	58376	C3TA	4200-BM	E	60077	C6TZ	4300-CK	E	60609	B8TZ	4A195-A			
E	58377	C3TA	4200-BN	E	60078	C6TZ	4300-CL	E	60614	C3TZ	4055-D			
E	58378	C3TA	4200-BR	E	60079	C6TZ	4300-CM	E	60625	C1TT	4200-EL			
E	58381	C4TZ	4589-A	E	60080	C6TZ	4300-CN	E	60626	C1TT	4200-EM			
E	58382	C3TZ	4082-B	E	60081	C6TZ	4300-DA	E	60629	C3TA	4300-BY			
E	58646	C3TA	4200-S	E	60099	C3TA	4300-CL	E	60630	C3TA	4300-BZ			
E	58647	C3TA	4200-R	E	60100	C3TA	4300-CM	E	60644	B7TZ	4A109-A			
E	58648	C3TA	4200-N	E	60101	C3TA	4300-CN	E	60741	B9TZ	4982-B			
E	58649	C5TZ	4200-AR	E	60102	C3TA	4300-CR	E	60746	C1TT	4417-A			
E	58650	C3TA	4200-DE	E	60103	C3TA	4300-CS	E	60817	D8HZ	4593-C			
E	58651	C5TZ	4200-AP	E	60104	C3TA	4300-CT	E	60875	C3TA	4200-FC			
E	58654	C3TA	4300-C	E	60105	C3TA	4300-CU			C5TZ	4200-BU			
E	58661	C3TZ	4310-D	E	60106	C3TA	4300-CV	E	60876	C3TA	4200-FD			
E	58662	C3TZ	4010-L	E	60126	C3TA	4300-CY			C5TZ	4200-BV			
E	58665	C3TZ	4310-E	E	60127	C3TA	4300-CZ	E	60877	C3TA	4200-FE			
E	58666	C3TZ	4010-M	E	60128	C3TA	4300-DA			C5TZ	4200-BS			
E	58669	C3TZ	4310-F	E	60129	C3AA	4300-DB	E	60984	C3TZ	2214-E			
E	58670	C3TZ	4010-N	E	60130	C3TA	4300-DC	E	60985	C3TZ	2214-D			
E	58938	C3TZ	2212-T	E	60137	C4TA	4300-A	E	60986	C3TZ	2214-F			
E	58939	C3TZ	2211-T	E	60138	C4TA	4300-B	E	60987	C3TZ	2214-C			
E	58942	C3TZ	2212-V	E	60139	C4TA	4300-C	E	60988	C6TZ	4200-GP			
E	58943	C3TZ	2211-V	E	60140	C4TA	4300-D	E	60989	C6TZ	4200-GR			
E	58975	C3TZ	4234-S	E	60141	C4TA	4300-E	E	60990	C6TZ	4200-GS			
		C3TZ	4235-S	E	60142	C4TA	4300-F	E	61057	C3TZ	4055-C			
E	58986	C6TZ	4851-N	E	60398	C6TZ	4200-EL	E	61272	C6TZ	4200-AC			
E	59339	C7TZ	4300-DS	E	60399	C6TZ	4200-DR	E	61273	C6TZ	4200-AJ			
E	59340	C7TZ	4300-DN	E	60400	C6TZ	4200-DM	E	61290	C1TT	4200-DD			
E	59341	C7TZ	4300-DP	E	60401	C6TZ	4200-DN	E	61291	C3TA	4200-M			
E	59342	C7TZ	4300-DR	E	60402	C6TZ	4200-DK	E	61292	C1TT	4200-DC			
E	59576	C3TZ	4062-B	E	60403	C6TZ	4200-DL	E	61309	C3TA	4200-CL			
E	59800	C1TT	4200-EY	E	60441	C1TT	4200-DL	E	61310	C3TA	4200-CM			
E	59801	C1TT	4200-EZ	E	60442	B9TT	4200-J	E	61311	C3TA	4200-CN			
E	59802	C1TT	4200-EV	E	60443	B9TT	4200-AD	E	61312	C3TA	4200-CR			
E	59803	C5TZ	4200-AW	E	60444	B9TT	4200-AE	E	61313	C3TA	4200-CS			
E	59816	B9TT	4200-G	E	60445	B9TT	4200-AH	E	61330	C3TA	4300-AC			
E	59817	B8QH	4200-DD	E	60539	C3TA	4300-BC	E	61331	C3TA	4300-AD			
E	59818	C3TA	4200-Y	E	60540	C3TA	4300-BD	E	61336	C3TA	4300-AE			
E	59819	B8QH	4200-V	E	60541	C3TA	4300-BE	E	61337	C3TA	4300-AF			
E	59820	B6QH	4200-C	E	60542	C3TA	4300-BF	E	61341	C3TA	4200-CV			
E	59825	C3TA	4200-V	E	60543	C3TA	4300-BG	E	61342	C3TA	4200-CT			
E	59909	C3TA	4200-CC	E	60544	C3TA	4300-BH	E	61343	C3TA	4200-CU			
E	59910	C3TA	4200-CD	E	60545	C3TA	4300-BJ	E	61344	C3TA	4200-CV			
E	59911	C3TA	4200-CE	E	60546	C3TA	4300-BK	E	61345	C3TA	4200-CY			
E	59912	C3TA	4200-CF	E	60547	C3TA	4300-BL	E	61346	C3TA	4200-CZ			
E	59913	C3TA	4200-CG	E	60548	C3TA	4300-BM	E	61347	C3TA	4200-DA			
E	59914	C3TA	4200-CH	E	60549	C3TA	4300-BN	E	61348	C3TA	4200-DB			
E	59915	C3TA	4200-CJ	E	60550	C3TA	4300-BR	E	61360	C3TA	4200-DC			
E	59916	C3TA	4200-CK	E	60556	C4TZ	4010-A	E	61361	C3TA	4200-DD			
E	59945	C6TZ	4200-CH	E	60558	C4TZ	4010-B	E	61367	C3TA	4300-DC			

**1980/
FORD TRUCK PARTS**

EATON AXLE, PUMP and RELATED PART NUMBERS									
C O D E	VENDOR PART NUMBER	FORD PART NUMBER	C O D E	VENDOR PART NUMBER	FORD PART NUMBER	C O D E	VENDOR PART NUMBER	FORD PART NUMBER	C O D E
E	61368	C3TA 4300-DD	E	62038	B8QH 4614-G	E	63028	B8TZ 4322-A	
E	61369	C3TA 4300-DE	E	62040	B6TZ 4A195-B	E	63047	C4TZ 4078-B	
E	61370	C3TA 4300-DF	E	62041	B8TZ 4A195-B	E	63111	C3TZ 4010-AD	
E	61371	C3TA 4300-DG	E	ER 62077	C7TZ 3B559-B	E	63910	B8TZ 4676-B	
E	61376	C3TA 4300-DH	E	ER 62086	C7TZ 3B559-A	E	63974	C5TZ 4300-N	
E	61377	C3TA 4300-DJ	E	62100	C6TZ 4309-E	E	64061	C4TZ 4851-C	
E	61378	C3TA 4300-DK	E	62103	C6TZ 4209-G	E	64085	C3TZ 4072-A	
E	61379	C3TA 4300-DL	E	62130	C4TA 4300-G	E	64087	C4TA 4200-AS	
E	61380	C3TA 4300-DM	E	62145	C3TZ 4062-D	E	64088	C4TA 4200-AE	
E	61600	C3TA 4300-DS	E	62146	C3TZ 4082-C	E	64089	C4TA 4200-AF	
E	61601	C3TA 4300-DT	E	62158	E0HZ 4560-A	E	64090	C4TA 4200-AG	
E	61602	C3TA 4300-DU	E	ER 62167	E0HZ 3B559-A	E	64091	C4TA 4200-AH	
E	61603	C3TA 4300-DV	E	ER 62173	D8HZ 3B559-C	E	64092	C4TA 4200-AJ	
E	61604	C3TA 4300-DY	E	ER 62181	E2HZ 3B559-A	E	64095	C4TA 4200-AK	
E	61609	C3TA 4300-DZ	E	ER 62276	D8HZ 3B559-B	E	64096	C4TA 4200-AL	
E	61610	C3TA 4300-EA	E	62391	C5TZ 4300-W	E	64097	C4TA 4200-AM	
E	61611	C3TA 4300-EB	E	62392	C5TZ 4300-V	E	64098	C4TA 4200-AN	
E	61612	C3TA 4300-EC	E	62393	C5TZ 4300-U	E	64099	C4TA 4200-AR	
E	61613	C3TA 4300-ED	E	62394	C5TZ 4300-T	E	64252	C5TZ 4310-D	
E	61628	C3TA 4300-EE	E	62395	C5TZ 4300-S	E	64254	C5TZ 4310-D	
E	61629	C3TA 4300-EF	E	62397	C5TZ 4300-P	E	64255	C5TZ 4010-D	
E	61658	C5TZ 4200-AY	E	ER 62413	D6HZ 3B559-B	E	64430	B8QH 4351-A	
E	61684	C3TA 4300-EG	E	ER 62416	D8HZ 3B559-A	E	64467	B9TZ 4230-A	
E	61685	C3TA 4300-EH	E	62430	C6TZ 4300-CA	E	64506	C6TZ 4200-AA	
E	61693	C3TA 4300-DN	E	62431	C7TZ 4300-DD	E	64507	C6TZ 4200-AD	
E	61694	C3TA 4300-DR	E	62572	C4TZ 4300-E	E	64508	C6TZ 4200-AG	
E	61697	C7TZ 4300-DF	E	62573	C4TZ 4300-D	E	64509	C6TZ 4200-AK	
E	61698	C7TZ 4300-DE	E	62574	C4TZ 4300-C	E	64547	C1TZ 4614-B	
E	61742	C1TT 4200-CK	E	62575	C4TZ 4300-B	E	64549	C1TZ 4674-A	
E	61743	C1TT 4200-CJ	E	62576	C4TZ 4300-A	E	64551	C1TZ 4676-A	
E	61747	C1TT 4200-DB	E	62583	C6TZ 4200-AB	E	64597	C4TZ 4107-B	
E	61748	C1TT 4200-DA	E	62584	C6TZ 4200-AE	E	64599	B9TZ 4614-A	
E	61813	C3TZ 4310-AE	E	ERS 62638	E7HZ 3B559-C	E	64601	B9TZ 4674-A	
E	61814	C3TZ 4010-AE	E	ERS 62639	E4HZ 3B559-A	E	64656	C8TZ 4676-A	
E	61816	C3TZ 4010-AF	E	62720	A8TZ 4045-A	E	64682	C6TZ 4200-CJ	
E	61817	C3TZ 4310-AG	E	62757	C5TZ 4200-BF	E	64695	B4TZ 4341-A	
E	61818	C3TZ 4010-AG	E	62758	C5TZ 4200-BG	E	64702	B9TT 4300-A	
E	61870	C3TZ 4310-AE	E	62759	C5TZ 4200-BH	E	64703	B9TT 4300-D	
E	61871	C3TZ 4010-AE	E	62760	C5TZ 4200-BJ	E	64704	B9TT 4300-E	
E	61874	C3TZ 4310-AF	E	62761	C5TZ 4200-BK	E	64705	B9TT 4300-C	
E	61875	C3TZ 4010-AF	E	62762	C5TZ 4200-BL	E	64706	B9TT 4300-B	
E	61878	C3TZ 4310-AG	E	62763	C5TZ 4200-BM	E	64774	C8TZ 4010-L	
E	61879	C3TZ 4010-AG	E	62764	C5TZ 4200-BN	E	64775	C6TZ 4010-C	
E	61889	C3TZ 4082-C	E	62820	C5TZ 4200-AZ	E	64778	C6TZ 4010-D	
E	61890	C3TZ 4081-D	E	62821	C5TZ 4200-BA	E	64802	B8TZ 4033-A	
E	61891	C3TZ 4081-D	E	62822	C5TZ 4200-BB	E	64814	C2TZ 4010-AC	
E	61949	C1TZ 4A109-B	E	62823	C5TZ 4200-BC	E	64815	C4TZ 4010-F	
E	61952	C1TZ 4A109-A	E	62824	C5TZ 4200-BD	E	64816	C5TZ 4010-M	
E	61957	B7TZ 4A109-F	E	62825	C5TZ 4200-BE	E	64817	C5TZ 4010-M	
E	61958	B9TZ 4A109-A	E	62834	C4TZ 4010-C	E	64818	C5TZ 4010-F	
E	61959	B7TZ 4A109-B	E	62843	C4TZ 4010-C	E	64819	C5TZ 4010-F	
E	61960	B8TZ 4A109-A	E	ERS 62849	E7HZ 3B559-A	E	64820	C5TZ 4010-G	
E	61961	B8TZ 4A109-B	E	ERS 62850	E7HZ 3B559-B	E	64821	C5TZ 4010-G	
E	61967	B7TZ 4A109-D	E	62948	C6TZ 4851-M	E	64822	C5TZ 4010-L	
E	61968	B7TZ 4A109-G	E	62961	C6TZ 4200-CK	E	64823	C5TZ 4010-L	
E	61969	B7TZ 4A109-E	E	62962	C6TZ 4200-CL	E	64825	C8TZ 4010-M	
E	61972	B7TZ 4A109-C	E	62963	C6TZ 4200-CM	E	64829	C5TZ 4310-A	
E	61975	B8TZ 4A109-C	E	62964	C6TZ 4200-CN	E	64830	C5TZ 4010-A	

1980/ FORD TRUCK PARTS

CROSS REFERENCE LIST 31

EATON AXLE, PUMP and RELATED PART NUMBERS

C O D E	VENDOR PART NUMBER	FORD PART NUMBER	C O D E	VENDOR PART NUMBER	FORD PART NUMBER	C O D E	VENDOR PART NUMBER	FORD PART NUMBER
E	64831	C5TZ 4310-B	E	65601	C3TA 4300-CJ	E	66362	C1TT 4300-BL
E	64832	C5TZ 4010-E	E	65602	C3TA 4300-CK	E	66363	C1TT 4300-BM
E	64833	C5TZ 4010-B	E	65614	D0HZ 4300-BJ	E	66364	C4TA 4300-Z
E	64834	C5TZ 4310-E	E	65615	D0HZ 4300-BK	E	66366	C4TA 4300-AC
E	64835	C5TZ 4310-C	E	65616	D0HZ 4300-BL	E	66375	C1TT 4300-Y
E	64836	C5TZ 4010-J	E	65618	C4TZ 4300-E	E	66399	C1TT 4300-C
E	64837	C5TZ 4010-H	E	65619	C4TZ 4300-D	E	66400	C5TZ 4300-B
E	64839	C5TZ 4010-C	E	65620	C4TZ 4300-C	E	66401	C1TT 4300-F
E	64841	C6TZ 4310-A	E	65621	C4TZ 4300-B	E	66402	C1TT 4300-E
E	64842	C6TZ 4010-E	E	65622	C4TZ 4300-A	E	66403	C3TA 4300-AB
E	64843	C8TZ 4310-E	E	65634	C3TA 4300-V	E	66424	A8TZ 4217-A
E	64844	C8TZ 4010-S	E	65635	C3TA 4300-N	E	66466	C6TZ 4078-B
E	64845	C8TZ 4010-T	E	65636	C3TA 4300-R	E	66818	B8QH 4309-J
E	64846	C8TZ 4310-C	E	65637	C3TA 4300-S	E	66820	B8QH 4209-Q
E	64847	C8TZ 4310-B	E	65687	C3TA 4300-AC	E	66823	B8QH 4309-H
E	64851	C8TZ 4010-H	E	65693	C3TA 4300-AE	E	66825	B8QH 4209-P
E	64862	C5TZ 4310-E	E	65694	C3TA 4300-AF	E	66828	B4TZ 4309-A
E	64863	C5TZ 4010-J	E	65699	C8TZ 4300-S	E	66830	B4TZ 4209-A
E	64866	C5TZ 4310-B	E	65700	C8TZ 4300-T	E	66833	B4TZ 4309-B
E	64867	C5TZ 4010-E	E	65701	D0HZ 4300-U	E	66835	B4TZ 4209-B
E	64869	C5TZ 4010-H	E	65702	D0HZ 4300-V	E	66840	C8TZ 4209-B
E	64872	C5TZ 4310-C	E	65705	D0HZ 4300-N	E	66843	C8TZ 4209-C
E	64873	C5TZ 4010-C	E	65706	C8TZ 4300-U	E	66846	C8TZ 4209-D
E	64875	C5TZ 4010-B	E	65707	C8TZ 4300-GA	E	66849	C8TZ 4209-E
E	64878	C4TZ 4010-F	E	65710	C7TZ 4300-BP	E	66851	C8TZ 4209-F
E	64890	C5TZ 4010-A	E	65712	C1TT 4300-A	E	66853	C8TZ 4209-G
E	64918	C5TZ 4982-A	E	65713	C1TT 4300-B	E	66855	C8TZ 4209-H
E	64929	C5TZ 4310-A	E	65749	C5TZ 4200-CE	E	67082	C8TZ 4526-C
E	64930	B8TZ 4216-A	E	65750	C6TZ 4200-A	E	67179	B9TT 4300-D
E	64939	C8TZ 4236-C	E	65751	C6TZ 4200-B	E	67180	B9TT 4300-E
E	64939 Servicedin	B9TZ 4237-BKit	E	65752	C6TZ 4200-C	E	67181	B9TT 4300-C
E	64940	C8TZ 4236-D	E	65989	C5TZ 4200-CC	E	67182	B9TT 4300-B
E	64940 Servicedin	B9TZ 4237-BKit	E	65991	C5TZ 4200-CA	E	67222	B9TT 4200-T
E	64942	B9TZ 4237-B	E	65994	C3TA 4200-BS	E	67223	B9TT 4200-U
E	64943	B9TZ 4237-C	E	65995	C3TA 4200-BT	E	67224	B9TT 4200-Y
E	65046	C8TZ 2296-A	E	65996	C3TA 4200-BU	E	67225	B9TT 4200-V
E	65055	B9TZ 4676-A	E	65997	C3TA 4200-BV	E	67295	C4TZ 4078-B
E	65304	C5TZ 4159-A	E	65998	C3TA 4200-BY	E	67586	D3HZ 4217-A
E	65342	C1TZ 4010-J	E	65999	C3TA 4200-BZ	E	67587	C5TZ 4217-A
E	65343	C2TZ 4010-AA	E	66003	C5TZ 4200-CD	E	67588	C5TZ 4217-B
E	65344	C2TZ 4010-BB	E	66005	C5TZ 4200-CB	E	67592	C5TZ 4322-A
E	65351	B9TZ 4168-A	E	66074	C1TT 4200-BY	E	67661	A8TZ 4217-B
E	65360	C4TZ 4234-D	E	66075	C1TT 4200-BZ	E	67686	C5TZ 4982-A
E	65372	B8Q 4300-A	E	66076	C1TT 4200-CA	E	67757	C8TZ 4141-B
E	65373	B8Q 4300-B	E	66077	C5TZ 4200-AS	E	67759	C8TZ 4141-B
E	65376	B8Q 4200-A	E	66078	C1TT 4200-CB	E	67791	C7TZ 4200-N
E	65377	B8Q 4200-B	E	66079	C1TT 4200-CC	E	67802	C8TZ 4141-C
E	65380	C1TZ 4010-J	E	66080	C3TA 4200-BH	E	67804	C8TZ 4141-C
E	65381	C2TZ 4010-AA	E	66166	B4TZ 4237-A	E	67811	C8TZ 4321-A
E	65382	C2TZ 4010-AB	E	66284	C3TA 4200-CB	E	67814	C8TZ 4159-A
E	65416	C8TZ 4341-B	E	66285	C3TA 4200-CA	E	67815	C8TZ 4A133-A
E	65419	C8TZ 4341-B	E	66286	C1TT 4200-BU	E	67817	C8TZ 4614-B
E	65420	C8TZ 4341-A	E	66287	C1TT 4200-BV	E	67820	C8TZ 4141-A
E	65423	C8TZ 4341-A	E	66355	C1TT 4300-U	E	67823	C6TZ 4310-A
E	65597	C3TA 4300-CE	E	66356	C1TT 4300-V	E	67825	C6TZ 4010-E
E	65598	C3TA 4300-CF	E	66358	C5TZ 4300-A	E	67827	C8TZ 4159-B
E	65599	C3TA 4300-CG	E	66359	C1TT 4300-Z	E	67838	B9TZ 4982-B
E	65600	C3TA 4300-CH	E	66360	C1TT 4300-AA	E	67850	C8TZ 4341-C

July, 1989

COPYRIGHT © 1989 — FORD MOTOR COMPANY — DEARBORN, MICHIGAN

New Issue

**1980/
FORD TRUCK PARTS**

EATON AXLE, PUMP and RELATED PART NUMBERS									
C O D E	VENDOR PART NUMBER	FORD PART NUMBER	C O D E	VENDOR PART NUMBER	FORD PART NUMBER	C O D E	VENDOR PART NUMBER	FORD PART NUMBER	C O D E
E	67853	C8TZ 4341-C	E	69269	C6TZ 4010-L	E	71373	C6TZ 4200-BF	
E	67854	C8TZ 4141-D	E	69270	C6TZ 4010-L	E	71374	C6TZ 4200-BG	
E	67856	C8TZ 4141-D	E	69345	C1TZ 4614-B	E	71376	C6TZ 4200-BH	
E	67857	C8TZ 4159-C	E	69370	C8TZ 4200-FG	E	71377	C6TZ 4200-BJ	
E	67873	C5TZ 4323-A	E	69371	C8TZ 4200-FH	E	71378	C6TZ 4200-BK	
E	67909	C8TZ 4141-F	E	69878	D6HZ 4A109-A	E	71379	C6TZ 4200-BL	
E	67911	C8TZ 4141-F	E	69957	B9TZ 4982-E	E	71380	C6TZ 4200-BM	
E	67915	C8TZ 4614-A	E	69965	C8TZ 4236-A	E	71384	C6TZ 4300-CU	
E	67919	C8TZ 4674-A	E	69965 Servicedin	B4TZ 4237-BKit	E	71385	C6TZ 4300-CD	
E	67920	C8TZ 4536-A	E	69966	C8TZ 4236-B	E	71386	C6TZ 4300-CG	
E	67921	D8HZ 4536-K	E	69966 Servicedin	B4TZ 4237-BKit	E	71387	C6TZ 4300-CE	
E	67922	C8TZ 4536-B	E	69967	C8TZ 4215-A-use	E	71388	C6TZ 4300-CF	
E	67923	D8HZ 4536-L			B4TZ 4237-BKit	E	71389	C6TZ 4300-CC	
E	67924	D8HZ 4536-M	E	69969	B4TZ 4237-B	E	71390	C6TZ 4300-CB	
E	68017	C8TZ 4526-D	E	69998	C1TZ 4200-C	E	71391	C6TZ 4300-CT	
E	68021	C8TZ 4204-C	E	69999	C1TZ 4200-D	E	71392	C6TZ 4300-CS	
E	68022	C8TZ 4141-A	E	70306	C8TZ 2316-B	E	71412	C6TZ 4300-AA	
E	68032	C7TZ 4200-M	E	70307	C8TZ 2317-B	E	71413	C6TZ 4300-AJ	
E	68055	C8TZ 4200-J	E	70308	C8TZ 2316-A	E	71414	C6TZ 4300-AD	
E	68056	C8TZ 4200-K	E	70309	C8TZ 2317-A	E	71415	C6TZ 4300-AG	
E	68057	C8TZ 4200-L	E	70325	C6TZ 2125-B	E	71416	C6TZ 4300-AH	
E	68058	C8TZ 4200-LC	E	70326	C6TZ 2125-A	E	71418	C6TZ 4300-AP	
E	68160	B9TZ 4614-A	E	70361	C6TZ 4309-A	E	71419	C6TZ 4300-AM	
E	68207	C6TZ 4010-D	E	70362	C4TZ 4309-D	E	71420	C6TZ 4300-U	
E	68208	C6TZ 4010-C	E	70363	C1TZ 4309-E	E	71421	C6TZ 4300-W	
E	68211	C1TZ 4200-A	E	70364	C1TZ 4309-F	E	71423	C6TZ 4300-Z	
E	68212	C1TZ 4200-B	E	70365	C1TZ 4309-G	E	71424	C6TZ 4300-AK	
E	68213	C5TZ 4217-A	E	70366	C6TZ 4309-B	E	71425	C6TZ 4300-AC	
E	68221	C5TZ 4217-A	E	70367	B9TZ 4309-C	E	71426	C6TZ 4300-AF	
E	68377	C8TZ 4141-E	E	70368	C6TZ 4309-C	E	71429	C6TZ 4300-AR	
E	68379	C8TZ 4141-E	E	70369	B9TZ 4309-B	E	71430	C6TZ 4300-AN	
E	68399	D3HZ 4323-D	E	70370	C1TZ 4309-H	E	71431	C6TZ 4300-T	
E	68448	C7TZ 2212-H	E	70371	C2TZ 4309-D	E	71432	C6TZ 4300-V	
E	68477	D0HZ 4310-C	E	70383	C6TZ 4209-AB	E	71434	C6TZ 4300-Y	
E	68478	D0HZ 4010-C	E	70384	C4TZ 4209-R	E	71435	C6TZ 4300-AL	
E	68767	D0HZ 4200-M	E	70385	C3TZ 4209-AK	E	71436	C6TZ 4300-AB	
E	68786	C6TZ 4200-AH	E	70386	C1TZ 4209-BK	E	71437	C6TZ 4300-AE	
E	68848	C8TZ 4010-N	E	70387	C1TZ 4209-BL	E	71521	C6TZ 4200-CB	
E	68910	C8TZ 4204-A	E	70388	C6TZ 4209-AC	E	71522	C6TZ 4200-CC	
E	68915	C9TZ 4141-A	E	70389	B8TZ 4209-A	E	71523	C6TZ 4200-CD	
E	68916	C8TZ 4300-BH	E	70390	C3TZ 4209-AL	E	71524	C6TZ 4200-CE	
E	68917	C8TZ 4300-BJ	E	70391	B8TZ 4209-B	E	71525	C6TZ 4200-CF	
E	68918	C8TZ 4300-BK	E	70392	B6TZ 4209-C	E	71526	C6TZ 4200-CG	
E	68919	C8TZ 4300-BL	E	70525	D9HZ 2315-A	E	71531	C6TZ 4200-AY	
E	68920	C8TZ 4300-BM	E	70695	C9TZ 4237-A	E	71532	C6TZ 4200-AW	
E	68921	C8TZ 4300-BN	E	70709	B8TZ 4436-B	E	71533	C6TZ 4200-AZ	
E	68922	C8TZ 4300-BS	E	70736	A8TZ 4237-A	E	71534	C7TZ 4200-L	
E	68927	C8TZ 4200-HC	E	70737	C5TZ 4237-A	E	71535	C6TZ 4200-BA	
E	68928	C8TZ 4200-HD	E	70741	C6TZ 4300-CH	E	71536	C6TZ 4200-BB	
E	68943	B6QH 4141-D	E	70745	D6HZ 4982-A	E	71537	C6TZ 4200-AL	
E	69013	TVAA 4141-A	E	71283	D2HZ 4434-C	E	71538	C6TZ 4200-BC	
E	69033	C8TZ 4200-FS	E	71284	D2HZ 4411-A	E	71544	C6TZ 4200-AU	
E	69117	D3HZ 4558-B	E	71285	D2HZ 4446-D	E	71545	C6TZ 4200-AV	
E	69199	C5TZ 4217-B	E	71286	D2HZ 4567-A	E	71546	C6TZ 4200-AT	
E	69262	C6TZ 4010-J	E	71306	D8HZ 2316-A	E	71547	C6TZ 4200-AR	
E	69264	C6TZ 4010-J	E	71307	D8HZ 2317-A	E	71574	C6TZ 4217-A	
E	69266	C6TZ 4010-K	E	71371	C6TZ 4200-BD	E	71578	C6TZ 4200-D	
E	69268	C6TZ 4010-K	E	71372	C6TZ 4200-BE	E	71579	C7TZ 4200-E	

**1980/
FORD TRUCK PARTS**

EATON AXLE, PUMP and RELATED PART NUMBERS

C O D E	VENDOR PART NUMBER	FORD PART NUMBER	C O D E	VENDOR PART NUMBER	FORD PART NUMBER	C O D E	VENDOR PART NUMBER	FORD PART NUMBER
E	71580	C7TZ 4200-C	E	72219	C8TZ 4300-AY	E	73493	C8TZ 4038-A
E	71581	C6TZ 4200-AS	E	72220	C8TZ 4300-AZ	E	73494	C8TZ 4A191-A
E	71582	C6TZ 4200-AP	E	72221	C8TZ 4300-BA	E	73495	C8TZ 4A192-A
E	71602	C6TZ 4200-BS	E	72222	C8TZ 4300-BC	E	73496	C8TZ 4A130-A
E	71603	C6TZ 4200-BN	E	72228	C8TZ 4200-FT	E	73497	C8TZ 4A190-A
E	71605	C6TZ 4200-BR	E	72229	C8TZ 4200-FU	E	73498	C8TZ 4085-B
E	71606	C6TZ 4200-BT	E	72230	C8TZ 4200-FV	E	73499	C8TZ 4081-B
E	71607	C6TZ 4200-BP	E	72231	C8TZ 4200-FY	E	73500	C8TZ 4081-A
E	71608	C6TZ 4200-BU	E	72232	C8TZ 4200-FZ	E	73503	C8HZ 4062-B
E	71613	C6TZ 4300-F	E	72263	C8TZ 4300-EB	E	73507	C8HZ 4062-C
E	71614	C6TZ 4300-D	E	72264	C8TZ 4300-AJ	E	73554	C7TZ 4200-A
E	71616	C6TZ 4300-B	E	72265	C8TZ 4300-AK	E	73588	C7TZ 4851-C
E	71617	C6TZ 4300-P	E	72266	C8TZ 4300-AL	E	73589	C6TZ 4465-A
E	71618	C6TZ 4300-H	E	72267	C8TZ 4300-AM	E	73590	C6TZ 4851-T
E	71627	C6TZ 4300-E	E	72269	C8TZ 4300-AT	E	73592	C7TZ 4851-E
E	71628	C6TZ 4300-C	E	72289	C8TZ 4200-GC	E	73593	C7TZ 4465-B
E	71630	C6TZ 4300-A	E	72290	C8TZ 4200-GD	E	73594	C7TZ 4851-D
E	71631	C6TZ 4300-N	E	72291	C8TZ 4200-GE	E	73596	C6TZ 4851-U
E	71632	C6TZ 4300-G	E	72292	C8TZ 4200-GF	E	73597	C6TZ 4200-EM
E	71641	C6TZ 4300-M	E	72293	C8TZ 4200-GG	E	73598	C6TZ 4200-ED
E	71642	C6TZ 4300-S	E	72295	C8TZ 4200-GH	E	73647	C8TZ 2310-B
E	71643	C6TZ 4300-K	E	72419	B8T 4200-A	E	73648	C8TZ 2311-B
E	71652	C6TZ 4300-L	E	72420	B8T 4200-B	E	73679	C7TZ 4200-BC
E	71653	C6TZ 4300-R	E	72431	C8TZ 4300-DR	E	73680	C7TZ 4200-BB
E	71654	C6TZ 4300-J	E	72432	C8TZ 4300-DS	E	73681	C7TZ 4200-BA
E	71754	C6TZ 4217-A	E	72433	C8TZ 4300-DT	E	73682	C7TZ 4200-BD
E	71775	B6TZ 4209-B	E	72435	C8TZ 4300-DU	E	73683	C7TZ 4200-BE
E	71778	C6TZ 4200-AN	E	72436	C8TZ 4300-DV	E	73687	C7TZ 4200-BU
E	71779	C6TZ 4200-AM	E	72473	C8TZ 4200-FJ	E	73688	C7TZ 4200-BV
E	71797	B6QH 4209-C	E	72475	C8TZ 4200-FK	E	73689	C7TZ 4200-BW
E	71805	C1TZ 4035-C	E	72476	C8TZ 4200-FL	E	73690	C7TZ 4200-BY
E	71806	C8TZ 4035-B	E	72657	D0HZ 4300-F	E	73694	C7TZ 4300-DA
E	71867	C8TZ 4300-BR	E	72658	D0HZ 4300-G	E	73695	C7TZ 4300-DB
E	71961	C6TZ 4200-AF	E	72724	C6TZ 2218-E	E	73696	C7TZ 4300-DC
E	71998	C7TZ 4351-B	E	72725	C6TZ 2219-B	E	73722	C7TZ 4200-DH
E	72040	B7TZ 4035-A	E	72930	C7TZ 4300-AP	E	73723	C7TZ 4200-DJ
E	72042	C6TZ 4200-CA	E	72931	C7TZ 4300-AH	E	73724	C7TZ 4200-DK
E	72045	C7TZ 4300-DM	E	72932	C7TZ 4300-AJ	E	73734	C7TZ 4300-AK
E	72046	C7TZ 4300-DG	E	72933	C7TZ 4300-AM	E	73735	C7TZ 4300-AL
E	72047	C7TZ 4300-DJ	E	72934	C7TZ 4300-AN	E	73740	C7TZ 4200-BT
E	72048	C7TZ 4300-DL	E	73311	C7TZ 4209-K	E	73741	C7TZ 4200-BS
E	72049	C7TZ 4300-DH	E	73314	C7TZ 4209-L	E	73742	C7TZ 4200-BK
E	72050	C7TZ 4300-DK	E	73341	C7TZ 4215-A	E	73743	C7TZ 4200-BJ
E	ER 72111	E1HZ 3M627-A	E	73342	C4TZ 4236-E	E	73744	C7TZ 4200-BH
E	72130	C5TZ 2214-L	E	73343	C4TZ 4236-F	E	73745	C7TZ 4200-BG
E	72150	C8TZ 4200-HE	E	73393	C6TZ 4078-A	E	73746	C7TZ 4200-BF
E	72151	C8TZ 4200-HF	E	73453	C8TZ 4A197-A	E	73750	C6TZ 4200-EC
E	72152	C8TZ 4200-DG	E	73456	C8TZ 4085-A	E	73751	C6TZ 4200-DW
E	72153	C8TZ 4200-DH	E	73481	C8TZ 4094-A	E	73752	C6TZ 4200-DZ
E	72154	C8TZ 4200-DJ	E	73482	C8TZ 4082-B	E	73753	C6TZ 4200-DU
E	ER 72181	D8HZ 3A570-A	E	73483	C8TZ 4082-A	E	73754	C6TZ 4200-DT
E	72184	C8TZ 4300-EJ	E	73486	C8TZ 4052-B	E	73755	C6TZ 4200-EA
E	72187	C8TZ 4300-CD	E	73487	C8TZ 4052-A	E	73756	C6TZ 4200-DV
E	ER 72190	D8HZ 3B608-A	E	73488	C8TZ 4073-A	E	73757	C6TZ 4200-EB
E	72195	C8TZ 4200-FE	E	73489	C8TZ 4A198-A	E	73758	C6TZ 4200-DY
E	72198	C8TZ 4200-FF	E	73490	C8TZ 4101-A	E	73761	C6TZ 4200-EF
E	72217	C8TZ 4300-AU	E	73491	C8TZ 4A196-A	E	73762	C6TZ 4200-EH
E	72218	C8TZ 4300-AV	E	73492	C8TZ 4104-A	E	73763	C6TZ 4200-EE

**1980/
FORD TRUCK PARTS**

EATON AXLE, PUMP and RELATED PART NUMBERS

C O D E	VENDOR PART NUMBER		FORD PART NUMBER		C O D E	VENDOR PART NUMBER		FORD PART NUMBER		C O D E	VENDOR PART NUMBER		FORD PART NUMBER	
E	73764	C6TZ	4200-EJ	E	74875	C6TZ	4078-B	E	75889	C7TZ	4200-DL			
E	73765	C6TZ	4200-EG	E	74879	C7TZ	4078-A	E	75907	C8TZ	4200-DK			
E	73766	C6TZ	4200-EK	E	74896	C8TZ	4200-AD	E	75908	C8TZ	4200-DS			
E	73770	C7TZ	4200-DZ	E	74909	C8TZ	2310-A	E	75909	C8TZ	4200-DT			
E	73771	C7TZ	4200-EA	E	74910	C8TZ	2311-A	E	75910	C8TZ	4200-DU			
E	73772	C7TZ	4200-EB	E	74942	C8TZ	2218-A	E	75968	81T	4536-MD			
E	73773	C7TZ	4200-EC	E	74943	C8TZ	2219-A	E	75970	81T	4536-MB			
E	73778	C6TZ	4200-GH	E	74973	C8TZ	4414-A	E	75972	81T	4536-MA			
E	73835	C7TZ	4300-AA	E	74991	C8TZ	4442-A	E	76322	C8TZ	4200-DL			
E	73836	C7TZ	4300-AB	E	75063	D8HZ	4437-A	E	76323	C8TZ	4200-DM			
E	73837	C7TZ	4300-AC	E	75108	D3HZ	4614-A	E	76324	C8TZ	4200-DN			
E	73838	C7TZ	4300-AD	E	75110	C8TZ	4614-B	E	76325	C8TZ	4200-DR			
E	73839	C7TZ	4300-AE	E	75130	C8TZ	4A309-A			C8TZ	4200-FC			
E	73840	C7TZ	4300-AF	E	75151	C8TZ	4526-A	E	76337	C8TZ	4200-DV			
E	73841	C7TZ	4300-AG	E	75157	C8TZ	4200-AK	E	76338	C8TZ	4200-DY			
E	73846	C7TZ	4200-BP	E	75158	C8TZ	4200-AM	E	76339	C8TZ	4200-DZ			
E	73847	C7TZ	4200-BR	E	75159	C8TZ	4200-AR	E	76399	C8TZ	4200-GA			
E	73848	C7TZ	4200-BL	E	75163	C8TZ	4200-AL	E	76400	C8TZ	4200-GB			
E	73849	C7TZ	4200-BM	E	75164	C8TZ	4200-AN	E	76401	DOHZ	4200-N			
E	73850	C7TZ	4200-BN	E	75165	C8TZ	4200-AT	E	76402	DOHZ	4200-R			
E	73851	C7TZ	4200-CA	E	75168	C8TZ	4526-B	E	76411	C8TZ	4200-EA			
E	73852	C7TZ	4200-CB	E	75175	C8TZ	4309-A	E	76412	C8TZ	4200-EB			
E	73879	C6TZ	4200-GJ	E	75176	C8TZ	4309-B	E	76413	C8TZ	4200-EC			
E	73880	C6TZ	4200-GK	E	75177	C8TZ	4309-C	E	76421	C8TZ	4200-ED			
E	73888	C6TZ	4200-GL	E	75307	A8TZ	4168-A	E	76422	C8TZ	4200-EE			
E	73889	C6TZ	4200-GM	E	75335	B8TZ	4033-B	E	76423	C8TZ	4200-EF			
E	74002	C8TZ	4209-T	E	75336	B8TZ	4033-B	E	76559	C8TZ	4053-A			
E	74003	C8TZ	4209-U	E	75559	C7TZ	4200-DP	E	76667	C7TZ	4200-FS			
E	74004	C8TZ	4209-Y	E	75560	C7TZ	4200-DU	E	76669	C7TZ	4200-FR			
E	74019	C8TZ	4141-J	E	75561	C7TZ	4200-DR	E	76670	C7TZ	4200-FN			
E	74021	C8TZ	4055-B	E	75562	C7TZ	4200-DT	E	76671	C7TZ	4200-FM			
E	74022	C8TZ	4067-B	E	75563	C7TZ	4200-DS	E	76672	C7TZ	4200-FL			
E	74023	C8TZ	4040-B	E	75621	C8TZ	2211-A	E	76674	C7TZ	4200-GA			
E	74024	DOHZ	4200-L	E	75622	C8TZ	2212-B	E	76675	C7TZ	4200-FV			
E	74036	C8TZ	4141-G	E	75659	C7TZ	4200-DY	E	76676	C7TZ	4200-FY			
E	74040	C8TZ	4209-J	E	75660	C7TZ	4200-DV	E	76677	C7TZ	4200-GG			
E	74041	C8TZ	4209-K	E	75776	C8TZ	4200-EG	E	76678	C7TZ	4200-FZ			
E	74042	C8TZ	4209-L	E	75777	C8TZ	4200-EH	E	76679	C7TZ	4200-FT			
E	74054	C8TZ	4055-A	E	75778	C8TZ	4200-EJ	E	76680	C7TZ	4200-FU			
E	74055	C8TZ	4067-A	E	75779	C8TZ	4200-EK	E	76683	C7TZ	4200-GB			
E	74056	C8TZ	4040-A	E	75780	C8TZ	4200-EL	E	76684	C7TZ	4200-GC			
E	74057	C8TZ	4229-A	E	75781	C8TZ	4200-EM	E	76685	C7TZ	4200-GD			
E	74065	D1TZ	4676-B	E	75782	C8TZ	4200-EN	E	76687	C7TZ	4200-GE			
E	74345	C7TZ	4200-DN	E	75783	C8TZ	4200-ER	E	76688	C7TZ	4200-GF			
E	74485	C8TZ	4200-Z	E	75800	C8TZ	4200-ES	E	76692	C7TZ	4200-EZ			
E	74486	C8TZ	4200-AB	E	75801	C8TZ	4200-ET	E	76693	C7TZ	4200-EU			
E	74487	C8TZ	4200-AC	E	75802	C8TZ	4200-EU	E	76694	C7TZ	4200-ET			
E	74609	C8TZ	4200-AH	E	75803	C8TZ	4200-EV	E	76695	C7TZ	4200-FE			
E	74610	C8TZ	4200-AG	E	75804	C8TZ	4200-EY	E	76696	C7TZ	4200-EY			
E	74611	C8TZ	4200-AS	E	75805	C8TZ	4200-EZ	E	76697	C7TZ	4200-EV			
E	74705	C8TZ	2212-H	E	75806	C8TZ	4200-FA	E	76698	C7TZ	4200-GH			
E	74707	C8TZ	2212-A	E	75807	C8TZ	4200-FB	E	76750	C7TZ	4200-FA			
E	74713	C8TZ	2217-A	E	75837	C9TZ	4237-B	E	76751	C7TZ	4200-FB			
E	74802	C8TZ	4309-D	E	75838	C4TZ	4237-D	E	76752	C7TZ	4200-FC			
E	74803	C8TZ	4309-E	E	75839	B8TZ	4237-A	E	76754	C7TZ	4200-FD			
E	74804	C8TZ	4309-F	E	75840	C4TZ	4237-C	E	76796	C7TZ	4200-FH			
E	74805	C8TZ	4309-G	E	75887	C7TZ	4200-DF	E	76797	C7TZ	4200-FF			
E	74826	C7TZ	4200-DG	E	75888	C7TZ	4200-DM	E	76801	C7TZ	4200-FJ			

**1980/
FORD TRUCK PARTS**

EATON AXLE, PUMP and RELATED PART NUMBERS

C O D E	VENDOR PART NUMBER		FORD PART NUMBER		C O D E	VENDOR PART NUMBER		FORD PART NUMBER		C O D E	VENDOR PART NUMBER		FORD PART NUMBER	
E	76802	C7TZ	4200-FG	E	77754	DOHZ	4033-B	E	78063	DOHZ	4300-J			
E	76806	C7TZ	4200-FK	E	77755	D2HZ	4033-A	E	78065	C8TZ	4300-A			
E	76839	B9TZ	4053-A	E	77758	C8TZ	4200-CZ	E	78066	C8TZ	4300-B			
E	76853	C7TZ	4200-EM	E	77759	C8TZ	4200-DA	E	78067	C8TZ	4300-C			
E	76854	C7TZ	4200-EK	E	77760	C8TZ	4200-DB	E	78068	C8TZ	4300-D			
E	76856	C7TZ	4200-EH	E	77761	C8TZ	4200-DC	E	78080	C8TZ	4300-AN			
E	76857	C7TZ	4200-EF	E	77762	C8TZ	4200-DD	E	78084	C8TZ	4300-AR			
E	76858	C7TZ	4200-EE	E	77763	C8TZ	4200-DE	E	78087	C8TZ	4300-GJ			
E	76859	C7TZ	4200-ED	E	77765	C8TZ	4200-DF	E	78092	C8TZ	4310-B			
E	76861	C7TZ	4200-EN	E	77770	C8TZ	4300-V	E	78093	C8TZ	4010-H			
E	76862	C7TZ	4200-EL	E	77772	C8TZ	4310-A	E	78172	C8TZ	4300-AC			
E	76864	C7TZ	4200-EJ	E	77774	C8TZ	4010-G	E	78179	C8TZ	4300-AE			
E	76865	C7TZ	4200-EG	E	77793	C8TZ	4010-F	E	78190	C8TZ	4300-AF			
E	76866	C7TZ	4200-ES	E	77850	C8TZ	4200-M	E	78257	C8TZ	4200-AE			
E	76867	C7TZ	4200-ER	E	77851	C8TZ	4200-N	E	78313	C8TZ	4300-AS			
E	76874	C8TZ	4010-U	E	77852	C8TZ	4200-R	E	78316	C8TZ	4300-AH			
E	76875	C8TZ	4010-Z	E	77853	C8TZ	4200-S	E	78400	D3HZ	4323-B			
E	76885	C8TZ	4200-AA	E	77854	C8TZ	4200-T	E	78401		44730-S8			
E	76886	C8TZ	4200-Y	E	77855	C8TZ	4200-U	E	78439	C6TZ	4107-A			
E	76902	C8TZ	4010-K	E	77856	C8TZ	4200-V	E	78441	C8TZ	4200-A			
E	76905	C8TZ	4200-E	E	77869	C8TZ	4300-Y	E	78580	C8TZ	2296-A			
E	76906	C8TZ	4200-F	E	77870	C8TZ	4300-Z	E	78600	C8TZ	4200-B			
E	76907	C8TZ	4200-G	E	77871	C8TZ	4300-AA	E	78601	C8TZ	4200-C			
E	76908	C8TZ	4200-H	E	77872	C8TZ	4300-AB	E	78602	C8TZ	4200-D			
E	76927	C8TZ	4010-U	E	77939	C8TZ	4310-E	E	78806	C8TZ	4A319-A			
E	76928	C8TZ	4010-Z			D3HZ	4310-D	E	78811	C8TZ	4A318-A			
E	76929	C8TZ	4141-G	E	77940	C8TZ	4010-S	E	78812	C8TZ	4A230-A			
E	76930	C8TZ	4141-J	E	77944	D8HZ	4N282-A			C8TZ	4A320-A			
E	76995	C8TZ	4010-T	E	77954	DOHZ	4300-M	E	78813	C8TZ	4A322-A			
E	77027	C8TZ	2214-C	E	77955	DOHZ	4300-K	E	78814		382750-S			
E	77028	C8TZ	2214-B	E	77956	DOHZ	4300-L	E	78815	C8TZ	4A321-A			
E	77040	C8TZ	2214-A	E	77961	C8TZ	4300-BU	E	78816		37219-S91			
E	77046	C8TZ	2212-J	E	77962	C8TZ	4300-BY	E	78817		382752-S			
E	77163	C8TZ	4300-AG	E	77963	C8TZ	4300-FV	E	78818		382753-S			
E	77171	C8TZ	4200-AF	E	77964	DOHZ	4300-R	E	78820		375136-S			
E	77178	C8TZ	4300-G	E	77965	C8TZ	4300-BT	E	78857	D8HZ	4573-C			
E	77179	C8TZ	4300-J	E	77966	C8TZ	4300-BV	E	78859	D8HZ	4431-C			
E	77180	C8TZ	4300-L	E	77967	C8TZ	4300-BZ	E	78863	D8HZ	4434-E			
E	77181	C8TZ	4300-N	E	77968	C8TZ	4300-CA	E	78904	D8HZ	4667-B			
E	77182	C8TZ	4300-R	E	77979	C8TZ	4300-EH	E	78907	D8HZ	4627-A			
E	77190	C8TZ	4310-A	E	77982	C8TZ	4300-CB	E	78909	E0HZ	4567-A			
E	77191	C8TZ	4010-G	E	78007	C8TZ	4300-CC	E	78911	D8HZ	4433-A			
E	77210	C4TZ	4079-A	E	78010	C8TZ	4200-FD	E	78912	E0HZ	4567-B			
E	77218	C8TZ	4300-AV	E	78025	C8TZ	4300-DY	E	78913	D8HZ	4427-A			
E	77219	C8TZ	4300-E	E	78026	C8TZ	4300-DZ	E	78914	D8HZ	4414-B			
E	77220	C8TZ	4300-F	E	78027	C8TZ	4300-EA	E	78915	D8HZ	4442-D			
E	77221	C8TZ	4300-H	E	78028	C8TZ	4200-FM	E	78916	E0HZ	4615-A			
E	77222	C8TZ	4300-K	E	78029	C8TZ	4200-FN	E	78917	D8HZ	4455-C			
E	77223	C8TZ	4300-M	E	78030	C8TZ	4200-FR	E	78918	D8HZ	4436-G			
E	77224	C8TZ	4300-P	E	78039	C8TZ	4310-C	E	78919	D8HZ	4436-H			
E	77225	DOHZ	4300-T	E	78040	C8TZ	4010-N	E	78920	D8HZ	4436-J			
E	77745	C8TZ	4010-L	E	78050	C8TZ	4300-BB	E	78922	D8HZ	4319-A			
E	77746	C8TZ	4010-M	E	78052	C8TZ	4300-AD	E	78926	B9TZ	4143-A			
E	77747	C8TZ	4033-B	E	78056	C8TZ	4300-BD	E	78927	D8HZ	4461-A			
E	77748	C8TZ	4033-B	E	78057	C8TZ	4300-BF	E	78930	E0HZ	4423-A			
E	77749	C8TZ	4033-A	E	78060	C8TZ	4300-BE	E	78931	D8HZ	4476-B			
E	77750	C8TZ	4033-A	E	78061	C8TZ	4300-BG	E	78933	D8HZ	4749-A			
E	77752	DOHZ	4033-A	E	78062	DOHZ	4300-H	E	78934	D8HZ	4451-A			

1980/
FORD TRUCK PARTS

EATON AXLE, PUMP and RELATED PART NUMBERS

C O D E	VENDOR PART NUMBER	FORD PART NUMBER	C O D E	VENDOR PART NUMBER	FORD PART NUMBER	C O D E	VENDOR PART NUMBER	FORD PART NUMBER
E	78936	E0HZ 4475-A	E	81420	B8TZ 4427-A	E	83800	D8HZ 4465-F
E	78937	D8HZ 4567-A	E	81470	D8HZ 4581-C	E	C 83940	D0HZ 4205-A
E	78952	C8TZ 4A329-A	E	81473	D8HZ 4A322-A	E	84061	C6TZ 4309-A
E	78953	C8TZ 4A318-A	E	81474	D8HZ 4A420-B			D2HZ 4309-A
E	78999	D8HZ 4341-A	E	81475	D8HZ 4A421-B	E	84062	C4TZ 4309-D
E	79014	E0HZ 4033-A	E	81476	D8HZ 4B476-A			D2HZ 4309-B
E	79034	D8HZ 4445-A	E	81477	D8HZ 4A476-A	E	84067	D0HZ 4209-A
E	79110	C8TZ 4614-D	E	81478	D8HZ 4A318-B	E	84068	D0HZ 4209-B
E	79127	D0HZ 4010-F	E	81479	D8HZ 4A133-A	E	84250	D2HZ 4200-A
E	79131	C8TZ 4200-HT	E	81480	D4TZ 4676-A	E	84251	D2HZ 4200-B
E	79132	C8TZ 4200-HU	E	81511	D8HZ 4428-C	E	84252	D0HZ 4200-AL
E	79133	C8TZ 4200-HY	E	81673	D4TZ 4676-B	E	84253	D0HZ 4200-AK
E	79134	C8TZ 4200-HZ	E	81737	D1TZ 4614-A			D2HZ 4200-D
E	79135	C8TZ 4200-JA	E	81855	D8HZ 4A140-B	E	84259	D2HZ 4200-C
E	79136	C8TZ 4200-JB	E	81896	D8HZ 4727-A	E	84261	D0HZ 4200-AJ
E	79137	C8TZ 4200-JC	E	82032	D0HZ 4200-S			D2HZ 4200-E
E	79138	C8TZ 4200-JD	E	82127	C3TZ 2214-K	E	84333	C8TZ 4300-BH
E	79159	C8TZ 4200-JE	E	82128	C3TZ 2214-A	E	84334	C8TZ 4300-BJ
E	79160	C8TZ 4200-JF	E	82141	D0HZ 2311-E	E	84348	D0HZ 4300-Y
E	79161	C8TZ 4200-JG	E	82142	D0HZ 2310-E	E	84390	E3HZ 4A196-A
E	79162	C8TZ 4200-JH	E	ER 82154	E5HZ 3E632-A	E	84506	D6HZ 4055-A
E	79163	C8TZ 4200-JK	E	82423	D2HZ 4010-F	E	84508	D6HZ 4045-A
E	79164	C8TZ 4200-JL	E	82430	D8HZ 4580-B	E	84547	D8HZ 4033-A
E	79165	C8TZ 4200-JM	E	82440	D8HZ 4159-A	E	84651	D2HZ 4200-G
E	79166	C8TZ 4200-JN	E	82513	D0HZ 2211-K	E	84670	D2HZ 4310-F
E	79241	20521-S8	E	82514	D0HZ 2212-M	E	84671	D2HZ 4010-E
E	79246	D6HZ 4614-A	E	82517	D0HZ 2212-L	E	84781	D2HZ 4033-B
		304646-S8	E	82518	D0HZ 2211-J	E	84782	D2HZ 4033-C
		382753-S	E	82571	D9HZ 2310-A	E	84923	D7HZ 4200-BM
		382975-S	E	82572	D9HZ 2311-A	E	84924	D7HZ 4200-BN
E	79409	D0HZ 4310-A	E	82668	C3TZ 4081-D	E	84925	D7HZ 4200-BP
E	79413	D0HZ 4310-B	E	82671	D1TZ 4081-A	E	84959	D1HZ 4351-A
E	79418	D0HZ 4310-A	E	82977	D0HZ 4200-V	E	84973	D2HZ 4310-E
E	79419	D0HZ 4010-A	E	82978	D0HZ 4200-Y	E	84974	D2HZ 4010-D
E	79420	D0HZ 4310-B	E	82979	D0HZ 4200-Z	E	85128	D2HZ 4209-B
E	79421	D0HZ 4010-B	E	82980	C8TZ 4200-DH	E	85180	D2HZ 4036-A
E	79470	C9TZ 4676-A	E	82981	C8TZ 4200-KU	E	85191	D2HZ 4310-F
E	79481	D0HZ 4300-S	E	82996	D0HZ 4200-T	E	85192	D2HZ 4010-E
E	79556	D8HZ 4035-A	E	82997	D0HZ 4200-U	E	85358	B8QH 4237-G
E	79557	D8HZ 4036-A	E	83222	D0HZ 4200-AE	E	85402	D2HZ 4320-A
E	79558	D8HZ 4346-A	E	83223	D0HZ 4200-AF	E	85404	D2HZ 4637-A
E	79582	D8HZ 4565-B	E	83224	D0HZ 4200-AG	E	85408	D3HZ 4309-G
E	79699	D8HZ 4637-D	E	83225	C8TZ 4200-FV	E	85418	D2HZ 4859-A
E	79898	D8HZ 4067-B	E	83226	C8TZ 4200-FY	E	85420	D2HZ 4351-B
E	79964	D0HZ 2212-A	E	83227	C8TZ 4200-FZ	E	85421	D2HZ 4431-A
E	79965	D0HZ 2311-A	E	83243	D0HZ 4200-AA	E	85422	D2HZ 4431-A
E	79966	D0HZ 2310-A	E	83245	D0HZ 4200-AB	E	85424	D2HZ 4616-A
E	79967	D0HZ 2310-B	E	83247	D2HZ 4200-H	E	85425	D2HZ 4423-A
E	79968	D0HZ 2311-B	E	83249	D0HZ 4200-AC	E	85426	D2HZ 4423-A
E	80118	C8TZ 4200-KU	E	83258	D0HZ 4200-AD	E	85427	D2HZ 4536-A
E	80119	C8TZ 4200-KY	E	83462	D3HZ 4222-A	E	85429	D2HZ 4228-A
E	80127	C8TZ 4200-KZ	E	83467	TWAA 4426-A	E	85432	D2HZ 4434-D
E	80128	C8TZ 4200-LA	E	83469	D3HZ 4423-A	E	85434	D2HZ 4411-B
E	80188	C8TZ 4209-AB	E	83481	D8HZ 4146-A	E	85435	D2HZ 4215-A
E	80189	C8TZ 4209-AC	E	83482	D8HZ 4146-B	E	85436	D2HZ 4433-A
E	80244	C8TZ 4614-D	E	83483	E0HZ 4B050-A	E	85437	D2HZ 4230-A
E	81216	D7HZ 4234-A	E	83730	E0HZ 4055-C	E	85438	D2HZ 4216-B
E	81379	D3HZ 4398-A	E	83799	353585-S	E	85439	D2HZ 4621-A

**1980/
FORD TRUCK PARTS**

EATON AXLE, PUMP and RELATED PART NUMBERS

C O D E	VENDOR PART NUMBER		FORD PART NUMBER		C O D E	VENDOR PART NUMBER		FORD PART NUMBER		C O D E	VENDOR PART NUMBER		FORD PART NUMBER	
E	85442		D2HZ	4471-A	E	87413		D5HZ	4300-B	E	88391		D2HZ	4427-A
E	85453		E0HZ	4323-F	E	87414		D5HZ	4300-C	E	88392		D2HZ	4434-A
E	85457		D2HZ	4300-D	E	87415		D5HZ	4300-D	E	88393		D2HZ	4434-B
E	85485		D2HZ	4234-A	E	87416		D5HZ	4300-E	E	88394		D2HZ	4446-A
E	85486		D2HZ	4236-A	E	87440		D5HZ	4300-F	E	88395		D2HZ	4446-B
E	85604		D2HZ	4526-B	E	87441		D4HZ	4300-B	E	88396		D2HZ	4446-C
E	85625		D2HZ	4300-C	E	87442		D5HZ	4300-G	E	88503		D8HZ	4216-F
E	85730		D2HZ	4200-F	E	87443		D5HZ	4300-H	E	88506		D3HZ	4200-G
E	85752		B2Q	4073-A	E	87501		D3HZ	4300-R	E	88507		D3HZ	4200-H
E	85754		B2Q	4052-A	E	87502		D3HZ	4300-S	E	88508		D3HZ	4200-J
E	85755		D4TZ	4082-A	E	87503		D3HZ	4300-T	E	88509		D3HZ	4200-K
E	85813		D4HZ	4141-A	E	87554		D3HZ	4300-V	E	88510		D3HZ	4200-L
E	85821		D2HZ	4422-A	E	87557		D3HZ	4300-Y	E	88512		D3HZ	4200-M
E	85839		E3HZ	4851-D	E	87574		D8HZ	4A109-A	E	88536		D3TZ	4200-A
E	85853		D6HZ	4200-A	E	87585		D3HZ	4300-U	E	88537		D3TZ	4200-B
E	85854		D4HZ	4200-B	E	87588		D3HZ	4300-Z	E	88538		D3TZ	4200-C
E	85855		D5HZ	4200-A	E	87677		D3HZ	4300-AA	E	88539		D3TZ	4200-D
E	85856		D5HZ	4200-B	E	87678		D3HZ	4300-BA	E	88561		D5HZ	4200-G
E	85857		D5HZ	4200-C	E	87679		D3HZ	4300-CA	E	88570		D5HZ	4200-H
E	85858		D5HZ	4200-D	E	87683		D5HZ	4300-J	E	88571		D5HZ	4200-J
E	85859		D5HZ	4200-E	E	87685		D5HZ	4300-K	E	88572		D5HZ	4200-K
E	85860		D5HZ	4200-F	E	87686		D5HZ	4300-L	E	88573		D5HZ	4200-L
E	85906		D3TZ	4446-A	E	87687		D5HZ	4300-M	E	88603		D0HZ	4200-AM
E	85909		D3HZ	4433-A	E	87689		D5HZ	4300-N	E	88604		D5HZ	4200-N
E	85991		D2HZ	4437-A	E	87695		D3HZ	4300-DA	E	88605		D5HZ	4200-P
E	85992		D2HZ	4454-A	E	87696		D3HZ	4300-EA	E	88606		D4HZ	4200-C
E	85994		D2HZ	4567-C	E	87893		D4HZ	4211-B	E	88607		D5HZ	4200-S
E	85997		D2HZ	4567-B	E	87894		D4HZ	4211-A	E	88653		D3HZ	4310-C
E	86201		D2HZ	4526-A	E	88053		C8TZ	4A198-A	E	88654		D3HZ	4010-E
E	86401		D2HZ	4310-D	E	88192		E1HZ	4234-A	E	88655		D3HZ	4310-A
E	86402		D2HZ	4310-A	E	88221		D8HZ	4341-B	E	88656		D3HZ	4010-D
E	86403		D2HZ	4010-A	E	88222		D8HZ	4141-A	E	88661		D3HZ	4310-B
E	86427		D3HZ	4351-A	E	88283		D3HZ	4205-A	E	88662		D3HZ	4010-C
E	86646		D5HZ	4200-T	E	88285		D3TZ	4446-B	E	88667		D3HZ	4310-E
E	86671		D8HZ	4471-A	E	88287		D2HZ	4446-E	E	88668		D3HZ	4010-F
E	86813		D3HZ	4431-A	E	88291		B8QH	4204-H	E	88671		D3HZ	4010-B
E	86915		D3HZ	4A393-A	E	88305		D3HZ	4309-A	E	89126		D8HZ	2310-B
E	86925		D3HZ	4237-A	E	88306		D3HZ	4309-B	E	89127		D8HZ	2311-B
E	86967		D4HZ	4431-A	E	88307		D3HZ	4309-C	E	89280		E3HZ	2310-A
E	86968		C1TZ	4553-A	E	88308		D3HZ	4309-D	E	89281		E3HZ	2311-A
E	86971		D3HZ	4471-A	E	88309		D3HZ	4309-E	E	89286		D5HZ	2311-C
E	87248		D3HZ	4300-A	E	88310		C8HZ	4309-A	E	89287		D5HZ	2310-C
E	87249		D3HZ	4300-B	E	88311		D3HZ	4309-F	E	89297		D1HZ	2212-B
E	87250		D3HZ	4300-C	E	88337		D3HZ	4209-L	E	89298		D1HZ	2211-B
E	87251		D3HZ	4300-D	E	88338		D3HZ	4209-E	E	89301		D1HZ	2310-B
E	87252		D3HZ	4300-E	E	88339		D3HZ	4209-F	E	89302		D1HZ	2311-B
E	87254		D3HZ	4300-FA	E	88340		D3HZ	4209-G	E	89366		D1HZ	2311-C
E	87261		D3HZ	4300-GA	E	88341		D3HZ	4209-H	E	89367		D1HZ	2310-C
E	87366		D3HZ	4300-K	E	88342		C8HZ	4209-A	E	89372		D1HZ	2212-D
E	87367		D3HZ	4300-L	E	88343		D3HZ	4209-J	E	89373		D1HZ	2211-D
E	87368		D3HZ	4300-M	E	88349		D3HZ	4309-H	E	HM 89443		TBAA	4616-A
E	87369		D3HZ	4300-N	E	88350		D3HZ	4309-J	E	89574		D3HZ	2311-C
E	87380		D3HZ	4300-F	E	88351		D3HZ	4309-K				D3HZ	2311-F
E	87381		D3HZ	4300-G	E	88352		D3HZ	4309-L	E	89575		D3HZ	2310-C
E	87382		D3HZ	4300-H	E	88356		D3TZ	4209-F				D3HZ	2310-F
E	87383		D3HZ	4300-J	E	88357		D3TZ	4209-G	E	89578		D3HZ	2212-R
E	87411		D4HZ	4300-A	E	88358		D3TZ	4209-H	E	89579		D3HZ	2211-Y
E	87412		D5HZ	4300-A	E	88359		D3TZ	4209-J	E	89580		D3HZ	2311-D

1980/
FORD TRUCK PARTS

EATON AXLE, PUMP and RELATED PART NUMBERS

C O D E	VENDOR PART NUMBER	FORD PART NUMBER	C O D E	VENDOR PART NUMBER	FORD PART NUMBER	C O D E	VENDOR PART NUMBER	FORD PART NUMBER
E	89581	D3HZ 2311-G	E	ER 90916 225	D9HZ 3K507-A	E	91556	D5HZ 4537-D
		D3HZ 2310-D	E	ER 90916 250	D9HZ 3K507-B	E	91557	D5HZ 4537-E
		D3HZ 2310-G	E	ER 90916 262	E1HZ 3K507-C	E	91558	7EQH 4537-C
E	89582	D3HZ 2311-E	E	ER 90916 275	58641-S2	E	91559	D5HZ 4537-F
		D3HZ 2311-H	E	ER 90916 275	E1HZ 3K507-A	E	91560	D5HZ 4537-G
E	89583	D3HZ 2310-E	E	ER 90916 300	E1HZ 3K507-B	E	91561	D5HZ 4537-H
		D3HZ 2310-H	E	ER 90916 325	E3HZ 3K507-A	E	91562	D5HZ 4537-J
E	89586	D3HZ 2212-P	E	ER 90916 350	E3HZ 3K507-B	E	91564	D5HZ 4537-K
E	89587	D3HZ 2211-X	E	90943	8QH 4222-A	E	91566	7EQH 4537-E
E	89624	D0HZ 2212-S	E	90951	BB 4222	E	91568	D5HZ 4537-L
E	89625	D0HZ 2211-N	E	90953	8QH 4241	E	91572	D5HZ 4537-M
E	90021	C5TZ 2318-A	E	ER 91017	AE 33542-A	E	91576	D5HZ 4537-N
E	90030	353659-S	E	ER 91056	B4AZ 3B754-A	E	91580	D5HZ 4537-P
E	90031	354136-S	E	ER 91120	B4A 3601-A	E	91584	D5HZ 4537-R
E	90033	D8HZ 4393-A	E	91136	E2HZ 4423-A	E	91588	7EQH 4537-G
E	90036	355799-S	E	ER 91159	353846-S8	E	91592	D5HZ 4537-S
E	90049	C6TZ 2318-A	E	ER 91231	B5A 33621-A	E	91596	D5HZ 4537-T
E	90050	353581-S	E	ER 91231	E2HZ 3F621-A	E	91600	D5HZ 4537-V
E	90059	357451-S	E	ER 91314	B9TZ 3B563-A	E	91602	D5HZ 4537-W
E	90069	E0HZ 4A140-A	E	ER 91381 250	E3HZ 3N533-A	E	91604	D5HZ 4537-X
E	90070	C4TZ 4560-A	E	ER 91381 275	E7HZ 3N533-A	E	91606	7EQH 4537-J
E	90078	C4TZ 4347-E	E	91385	20346-S8	E	91608	D5HZ 4537-Y
E	90080	357452-S	E	91500	B6Q 4537-A	E	91610	D5HZ 4537-Z
E	90091	353607-S	E	91501	D3HZ 4537-BF	E	91611	D5HZ 4537-AA
E	90097	D3TZ 4010-L	E	91502	B6Q 4537-B	E	91612	D5HZ 4537-AB
E	90098	D3TZ 4010-R	E	91503	D3HZ 4537-BG	E	91613	D5HZ 4537-AC
E	90179	8QH 4226	E	91504	D3HZ 4537-BH	E	91614	7EQH 4537-L
E	90180	TUAA 1124-A	E	91505	D3HZ 4537-BJ	E	91615	D5HZ 4537-AD
E	90186	81T 4143-M	E	91506	B6Q 4537-C	E	91616	01T 4537-MA
E	90206	33800-S2	E	91507	D3HZ 4537-BK	E	91617	D3HZ 4537-AB
E	90208	B7TZ 4A142-A	E	91508	D3HZ 4537-BL	E	91618	D3HZ 4537-AC
		356103-S	E	91509	B6Q 4537-D	E	91619	D3HZ 4537-AD
E	90229	TUAA 4252-A	E	91510	D3HZ 4537-BM	E	91620	D3HZ 4537-AE
E	90246	351165-S8	E	91511	D3HZ 4537-BN	E	91621	D3HZ 4537-AF
E	90321	353069-S	E	91513	B6Q 4537-E	E	91622	01T 4537-ME
E	90325	358048-S	E	91515	D3HZ 4537-BP	E	91623	D3HZ 4537-AG
E	90371	C2TZ 4A029-A	E	91519	D3HZ 4537-BR	E	91624	D3HZ 4537-AH
		34846-S	E	91523	B6Q 4537-F	E	91625	01T 4537-MG
E	90414	34809-S8	E	91527	D3HZ 4537-BS	E	91627	D3HZ 4537-AJ
E	90415	34793-S2	E	91531	D3HZ 4537-BT	E	91629	D3HZ 4537-AK
E	90416	34847-S8	E	91535	B6Q 4537-G	E	91631	D3HZ 4537-AL
E	90417	34810-S7-8	E	91537	D3HZ 4537-BV	E	91633	D3HZ 4537-AM
E	90419	D8HZ 4A197-A	E	91539	D3HZ 4537-BW	E	91637	D3HZ 4537-AN
E	90421	34807-S8	E	91541	B6Q 4537-H	E	91641	01T 4537-ML
E	90422	34811-S2	E	91542	D3HZ 4537-BX	E	91645	D3HZ 4537-AP
E	90515	D4HZ 4200-A	E	91543	D3HZ 4537-BY	E	91649	D3HZ 4537-AR
E	90623	C8HZ 4674-A	E	91544	B6Q 4537-J	E	91653	D3HZ 4537-AS
E	90624	81T 4053-M	E	91545	D3HZ 4537-BZ			33896-S8
E	90655	81T 4058-M	E	91546	D3HZ 4537-CB	E	91657	D3HZ 4537-AT
		34807-58	E	91547	B6Q 4537-K	E	91661	D3HZ 4537-AV
E	ER 90790 075	D8HZ 3B682-A	E	91548	D3HZ 4537-CC	E	91665	01T 4537-MQ
E	ER 90797	A8AZ 10094-B	E	91549	D3HZ 4537-CD	E	91667	D3HZ 4537-AW
E	ER 90797	C9ZZ 10094-A	E	91550	B6Q 4537-L	E	91669	D3HZ 4537-AX
E	90836	33846-S	E	91551	D3HZ 4537-CE	E	91671	D3HZ 4537-AY
		72046-S7	E	91552	7EQH 4537-A	E	91672	D3HZ 4537-AZ
E	ER 90852	C2SZ 3B592-A	E	91553	D5HZ 4537-A	E	ER 91672	D9HZ 3B563-A
E	ER 90880 11/16	LA 33633-A	E	91554	D5HZ 4537-B	E	91673	D3HZ 4537-BB
E	90898	87675-S	E	91555	D5HZ 4537-C	E	91674	D3HZ 4537-BC

**1980/
FORD TRUCK PARTS**

EATON AXLE, PUMP and RELATED PART NUMBERS

C O D E	VENDOR PART NUMBER	FORD PART NUMBER	C O D E	VENDOR PART NUMBER	FORD PART NUMBER	C O D E	VENDOR PART NUMBER	FORD PART NUMBER
E	91675	01T 4537-MU	E	ER 92867	D9HZ 3C677-A	E	95533	C3TZ 4309-AS
E	91676	D3HZ 4537-BD	E	ER 92984	C3TZ 3A732-B	E	95534	C3TZ 4309-AT
E	91677	01T 4537-MW	E	ER 92999	C2SZ 3B592-A	E	95536	D6HZ 4309-A
E	91678	D3HZ 4537-BE	E	ER 93151	33799-58	E	95537	D6HZ 4309-B
E	91679	B8QH 4537-A	E	ER 93162	C5TZ 3601-A	E	95538	D6HZ 4309-C
E	91680	D6HZ 4537-C	E	ER 93270	C2SZ 3B592-A	E	95539	D6HZ 4309-D
E	91681	B8QH 4537-B	E	ER 93346	C4TZ 3A700-A	E	95540	D6HZ 4309-E
E	91682	D6HZ 4537-D	E	ER 93354	C4TZ 3A732-B	E	95541	D6HZ 4309-F
E	91683	B8QH 4537-C	E	ER 93541	C7TZ 3A733-A	E	95542	D6HZ 4309-G
E	91684	D6HZ 4537-E	E	ER 93542	C7TZ 3A732-D	E	95543	D6HZ 4309-AE
E	91685	B8QH 4537-D	E	ER 93661	C7TZ 3A732-A	E	95544	D6HZ 4309-AF
E	91686	C8TZ 4537-AV	E	ER 93669	C7TZ 3A733-B	E	95545	D6HZ 4309-AG
E	91687	B8QH 4537-E	E	ER 93684	E1HZ 3C677-A	E	95546	D6HZ 4309-AH
E	91688	B8QH 4537-AD	E	ER 93741	C7TZ 3A733-D	E	95547	D6HZ 4309-T
E	91689	B8QH 4537-F	E	ER 93742	C7TZ 3A733-E	E	95548	C3TZ 4309-AN
E	91690	D6HZ 4537-F	E	ER 93744	C7TZ 3A733-F	E	95549	D6HZ 4309-N
E	91691	B8QH 4537-G	E	93760	D5HZ 4010-E	E	95550	D6HZ 4309-P
E	91692	C8TZ 4537-AW	E	93761	D5HZ 4010-F	E	95551	D6HZ 4309-R
E	91694	B8QH 4537-H	E	93764	D5HZ 4310-E	E	95552	C6TZ 4309-J
E	91696	D6HZ 4537-G	E	93765	D5HZ 4010-G	E	95553	D6HZ 4309-H
E	91698	B8QH 4537-J	E	93766	D5HZ 4310-F	E	95554	D6HZ 4309-V
E	91700	C8TZ 4537-AT	E	93767	D5HZ 4010-H	E	95555	D6HZ 4309-W
E	91702	B8QH 4537-K	E	93768	D5HZ 4310-G	E	95556	D6HZ 4309-X
E	91704	D6HZ 4537-H	E	93769	D5HZ 4010-J	E	95557	D8HZ 4309-A
E	91706	B8QH 4537-L	E	93770	D5HZ 4310-H	E	95558	D8HZ 4309-B
E	91708	B8QH 4537-AF	E	93771	D5HZ 4310-J	E	95559	D8HZ 4309-C
E	91710	B8QH 4537-M	E	93772	D5HZ 4010-K	E	95567	D6HZ 4309-AD
E	91712	D6HZ 4537-J	E	93773	D5HZ 4310-K	E	95568	E1HZ 4309-A
E	91714	B8QH 4537-N	E	93775	D5HZ 4010-L	E	95578	D8HZ 4309-D
E	91716	D6HZ 4537-K	E	ER 93983	D0HZ 3C602-A	E	95640	D5HZ 4300-V
E	91718	B8QH 4537-P	E	ER 94043 125	D2HZ 3K507-A	E	95641	D5HZ 4300-W
E	91719	D6HZ 4537-L	E	ER 94188	C4TZ 3A732-A	E	95642	D5HZ 4300-X
E	91720	B8QH 4537-R	E	94270 A	D5HZ 4209-A	E	95643	D5HZ 4300-Y
E	91721	D6HZ 4537-M	E	94364	D5HZ 4200-M	E	95644	D5HZ 4300-Z
E	91722	B8QH 4537-S	E	94419	B8QH 4237-H	E	95645	E2HZ 4300-AE
E	91723	D6HZ 4537-N	E	94799	D5HZ 4204-B	E	95646	D5HZ 4300-AA
E	91724	D6HZ 4537-A	E	94800	D8HZ 4204-A	E	95653	DOHZ 4300-T
E	91725	D6HZ 4537-P	E	94810	D2HZ 4404-A	E	95659	D3HZ 4300-EA
E	91726	D6HZ 4537-B	E	94811	D8HZ 4404-A	E	95667	D5HZ 4300-AB
E	91727	D6HZ 4537-R	E	95203	D6TZ 4320-A	E	95668	D5HZ 4300-AC
E	91791	D5HZ 4537-AE	E	95204	D6HZ 4320-B	E	95669	D5HZ 4300-AD
E	91792	D5HZ 4537-AF	E	95205	D5HZ 4320-A	E	95670	D5HZ 4300-AE
E	91793	D5HZ 4537-AG	E	95206	D6HZ 4320-A	E	95671	D5HZ 4300-AF
E	91794	D5HZ 4537-AH	E	95207	D2HZ 4320-B	E	95672	D5HZ 4300-AG
E	ER 91821	45757-S	E	95209	D8HZ 4320-D	E	95673	D5HZ 4300-AH
E	91850	C1TZ 4404-A	E	95262	D6HZ 4320-C	E	95674	D5HZ 4300-AJ
E	ER 92038	B8TZ 3A700-A	E	95371	D5HZ 4A195-B	E	95675	D5HZ 4300-AK
E	ER 92039	B8TZ 3A700-B	E	95522	C1TZ 4309-Y	E	95680	D6HZ 4300-A
E	ER 92057	B8TZ 3C677-A	E	95523	C1TZ 4309-Z	E	95681	D7HZ 4300-C
E	ER 92126	C1TT 3A642-A	E	95524	C1TZ 4309-V	E	95682	D5HZ 4300-A
E	ER 92130	B9TZ 3A700-A	E	95525	C8HZ 4309-B	E	95683	D7HZ 4300-D
E	ER 92441	C7TZ 3A582-A	E	95526	D5HZ 4309-A	E	95684	D7HZ 4300-E
E	ER 92456	D9HZ 3601-A	E	95527	D5HZ 4309-B	E	95685	D7HZ 4300-F
E	ER 92519	C1SS 3A700-A	E	95528	D5HZ 4309-C	E	95686	D7HZ 4300-G
E	ER 92708	C1TT 3A700-B	E	95529	C3TZ 4309-AN	E	95687	DOHZ 4300-J
E	ER 92720	C7TZ 3A699-A	E	95530	C3TZ 4309-AR	E	95694	D7HZ 4300-H
E	ER 92723	C1TT 3A700-A	E	95531	C1TZ 4309-W	E	95695	D7HZ 4300-J
E	ER 92814	C5TZ 3C602-A	E	95532	C1TZ 4309-X	E	95696	D7HZ 4300-K

**1980/
FORD TRUCK PARTS**

EATON AXLE, PUMP and RELATED PART NUMBERS

C O D E	VENDOR PART NUMBER	FORD PART NUMBER	C O D E	VENDOR PART NUMBER	FORD PART NUMBER	C O D E	VENDOR PART NUMBER	FORD PART NUMBER
E	95697	D7HZ 4300-L	E	96461	D8HZ 4200-B	E	ER 97125	43000-S2
E	95702	D8HZ 4300-A	E	96478	D8HZ 4200-C	E	ER 97143	DOHZ 3A732-D
E	95703	D8HZ 4300-B	E	96479	D8HZ 4200-D	E	ER 97146	D8HZ 3N599-A
E	95708	D8HZ 4300-C	E	96512	D8HZ 4200-E	E	ER 97147	D8HZ 3R682-C
E	95711	D8HZ 4300-D	E	96619	D6HZ 4209-A	E	ER 97184	DOHZ 3A732-E
E	95712	D8HZ 4300-E	E	96620	D6HZ 4209-B	E	ER 97306	E1HZ 3A561-A
E	95720	D8HZ 4300-F	E	96621	D6HZ 4209-C	E	ER 97330	D8HZ 3C558-A
E	95824	D5HZ 4300-AL	E	96622	D6HZ 4209-D	E	ER 97392	74175-5
E	95825	D5HZ 4300-AM	E	96623	D6HZ 4209-E	E	ER 97393	DOHZ 3K559-A
E	95826	D5HZ 4300-AN	E	96624	D6HZ 4209-F	E	ER 97394	353623-5100
E	95913 100	D4HZ 3K505-A	E	96625	D6HZ 4209-G	E	ER 97427	DOHZ 3K505-C
E	95997	D5HZ 4300-AP	E	96626	E1HZ 4209-B	E	ER 97428	DOHZ 3K505-D
E	96000	D5HZ 4300-AR	E	96627	D6HZ 4209-AZ	E	ER 97434	DOHZ 3C511-E
E	96004	D5HZ 4300-AS	E	96628	D6HZ 4209-BA	E	ER 97444	DOHZ 3K505-E
E	96007	D5HZ 4300-AT	E	96629	D6HZ 4209-BB	E	ER 97445	DOHZ 3K507-C
E	96021	D5HZ 4300-R	E	96630	D6HZ 4209-BC	E	ER 97476	D2HZ 3A732-A
E	96023	D5HZ 4300-S	E	96641	D8HZ 4209-A	E	ER 97528	DOHZ 3A733-A
E	96024	D7HZ 4300-M	E	96642	D8HZ 4209-B	E	ER 97704	D2HZ 3K504-A
E	96025	D7HZ 4300-N	E	96643	D8HZ 4209-C	E	ER 97776	D8HZ 3R682-B
E	96027	D5HZ 4300-T	E	96794	D5HZ 4204-A	E	ER 97852	D4HZ 3K505-A
E	96152	D5HZ 4310-P	E	96798	E3HZ 4209-C	E	98089	D5HZ 4A195-A
E	96153	D5HZ 4010-V	E	96799	D6HZ 4209-AR	E	98101	D6HZ 4209-BF
E	96158	D5HZ 4310-R	E	96800	D6HZ 4209-AS	E	98102	D6HZ 4209-BG
E	96159	D5HZ 4010-W	E	96801	D6HZ 4209-AT	E	98103	D6HZ 4209-BH
E	96162	D5HZ 4010-X	E	96802	D9HZ 4209-D	E	98104	D6HZ 4209-BJ
E	96169	D5HZ 4010-Y	E	96833	D6HZ 4209-AF	E	98105	D6HZ 4209-BK
E	96172	D5HZ 4010-Z	E	96834	C3TZ 4209-AR	E	98106	D6HZ 4209-BL
E	96178	D5HZ 4010-AA	E	96835	D6HZ 4209-L	E	98107	E6HZ 4209-F
E	96271	D5HZ 4216-E	E	96836	D6HZ 4209-M	E	98108	D6HZ 4209-AD
E	96283	D6HZ 4216-A	E	96837	D6HZ 4209-K	E	98109	D6HZ 4209-S
E	96284	E0HZ 4216-E	E	96838	C6TZ 4209-AR	E	98110	C7TZ 4209-W
E	96285	E0HZ 4216-D	E	96839	D6HZ 4209-H	E	98111	C4TZ 4209-V
E	96380	D5HZ 4215-A	E	96840	D6HZ 4209-AV	E	98112	D6HZ 4209-V
E	96381	D5HZ 4215-B	E	96841	D6HZ 4209-AM	E	98113	D6HZ 4209-T
E	96382	D8HZ 4215-A	E	96842	D6HZ 4209-AN	E	98114	D6HZ 4209-W
E	96427	D5HZ 4200-X	E	96843	E4HZ 4209-B	E	98115	D6HZ 4209-AY
E	96428	D5HZ 4200-Y	E	96843	D6HZ 4209-AP	E	98116	E1HZ 4209-A
E	96429	D5HZ 4200-Z	E	96872	C6TZ 4209-AS	E	98124	C1TZ 4209-CS
E	96430	D5HZ 4200-AA	E	96873	D6HZ 4209-X	E	98125	C1TZ 4209-CK
E	96431	D5HZ 4200-AB	E	96874	D6HZ 4209-Y	E	98126	C1TZ 4209-CR
E	96433	D5HZ 4200-AC	E	96875	D6HZ 4209-AG	E	98127	C8HZ 4209-B
E	96434	E1HZ 4200-H	E	96876	D6HZ 4209-Z	E	98128	D5HZ 4209-B
E	96435	D5HZ 4200-AD	E	96877	D6HZ 4209-AA	E	98129	D5HZ 4209-C
E	96436	D5HZ 4200-AE	E	96878	D6HZ 4209-AB	E	98130	C2TZ 4209-H
E	96437	D5HZ 4200-AF	E	96879	D6HZ 4209-AC	E	98162	D8HZ 4309-E
E	96438	D5HZ 4200-AG	E	96903	D6HZ 4010-A	E	98164	D8HZ 4309-F
E	96439	D6HZ 4200-B	E	96916	D8HZ 4550-A	E	98264	D6HZ 4209-BD
E	96440	D7HZ 4200-D			337278-S7-8	E	98265	D6HZ 4209-BE
E	96441	D7HZ 4200-E	E	ER 97053	DOHZ 3A732-A	E	98387	D8HZ 4423-A
E	96442	D7HZ 4200-F	E	ER 97054	DOHZ 3C511-E	E	98388	E2HZ 4616-A
E	96443	D7HZ 4200-G	E	ER 97069	DOHZ 3K505-A	E	98541	D6HZ 4200-C
E	96444	D7HZ 4200-H	E	ER 97070	DOHZ 3K507-A	E	98542	D6HZ 4200-D
E	96445	D7HZ 4200-J	E	ER 97094	D8HZ 3R682-A	E	98543	D6HZ 4200-E
E	96447	D7HZ 4200-K	E	ER 97098	DOHZ 3K505-B	E	98544	D6HZ 4200-F
E	96448	D7HZ 4200-L	E	ER 97103	DOHZ 3K507-B	E	98545	D6HZ 4200-G
E	96449	D7HZ 4200-M	E	ER 97107	DOHZ 3A733-A	E	98546	D6HZ 4200-H
E	96450	D7HZ 4200-N	E	ER 97113	DOHZ 3A732-B	E	98547	D6HZ 4200-J
E	96460	D8HZ 4200-A	E	ER 97124	DOHZ 3A732-C	E	98548	D6HZ 4200-K

**1980/
FORD TRUCK PARTS**

EATON AXLE, PUMP and RELATED PART NUMBERS

C O D E	VENDOR PART NUMBER	FORD PART NUMBER	C O D E	VENDOR PART NUMBER	FORD PART NUMBER	C O D E	VENDOR PART NUMBER	FORD PART NUMBER
E	98579	B8QH 4237-E	E	ER 99474	E1HZ 3A733-A	E	095913 125	E7HZ 3K507-A
E	98580	D6HZ 4237-C	E	99490	B6TZ 4209-D	E	100408	D7HZ 4526-A
E	98581	D6HZ 4237-D	E	99491	B4TZ 4209-C	E	100411	D7HZ 4526-B
E	98584	D6HZ 4204-A	E	99494	B8TZ 4209-C	E	100412	D7HZ 4526-C
E	98588	D4HZ 4141-A	E	99495	B4TZ 4209-D	E	100454	D8HZ 4310-D
E	98590	D6HZ 4141-B	E	99496	C1TZ 4209-CN	E	100455	D8HZ 4010-D
E	98593	D6HZ 4141-A	E	99505	C8HZ 4209-C	E	100465	D7HZ 4010-B
E	98600	C1TZ 4553-B	E	99506	D6HZ 4209-AH	E	100466	D7HZ 4010-C
E	98602	D0HZ 4446-A	E	99507	D6HZ 4209-AJ	E	100467	D7HZ 4010-D
E	98603	D2HZ 4471-B	E	99508	D6HZ 4209-AK	E	100468	D7HZ 4310-B
E	98608	D6HZ 4237-A	E	99509	D6HZ 4209-AL	E	100469	D7HZ 4010-E
E	98609	D6HZ 4237-B	E	99513	D6HZ 4309-AB	E	100470	D7HZ 4310-C
E	98610	D6HZ 4204-B	E	99514	D6HZ 4309-AC	E	100471	D7HZ 4010-F
E	98611	D6HZ 4204-C	E	99515	D6HZ 4309-K	E	100472	D7HZ 4310-D
E	98622	D6HZ 4200-L	E	99516	D6HZ 4309-L	E	100473	D7HZ 4010-G
E	98623	D6HZ 4200-M	E	99517	D6HZ 4309-M	E	100474	D7HZ 4310-E
E	98625	C8TZ 4200-JK	E	99518	D6HZ 4309-S	E	100475	D7HZ 4010-H
E	98626	D6HZ 4200-N	E	99519	D6HZ 4309-J	E	100476	D7HZ 4310-F
E	98627	D6HZ 4200-P	E	99520	D6HZ 4209-AW	E	100477	D7HZ 4010-J
E	98628	D6HZ 4200-R	E	99521	D6HZ 4209-AX	E	100478	D7HZ 4310-G
E	98629	E0HZ 4141-E	E	99522	D6HZ 4209-R	E	100479	D7HZ 4010-K
E	98687	B9TT 4209-L	E	99523	D6HZ 4209-N	E	100480	D7HZ 4310-H
E	98693	D3HZ 4446-B	E	99524	D6HZ 4209-P	E	100538	D8HZ 4310-A
E	98694	B8TZ 4446-C	E	99525	D6HZ 4209-AE	E	100539	D8HZ 4010-A
E	98695	D8HZ 4446-C	E	99526	D6HZ 4209-J	E	100544	D8HZ 4310-B
E	98696	D3HZ 4471-B	E	99530	D6HZ 4309-AJ	E	100545	D8HZ 4010-B
E	98697	E0HZ 4471-A	E	99531	D6HZ 4309-Y	E	100550	D8HZ 4310-C
E	98739	C3TZ 4209-AS	E	99532	D6HZ 4309-Z	E	100551	D8HZ 4010-C
E	98740	C3TZ 4209-AT	E	99533	D6HZ 4309-AA	E	101251	C8TZ 4200-KZ
E	98741	C1TZ 4209-CL	E	ER 99556	E1HZ 3A732-B	E	101252	C8TZ 4200-DV
E	98742	C1TZ 4209-CM	E	ER 99557	E0HZ 3A732-E	E	101253	C8TZ 4200-DY
E	98743	D2HZ 4209-A	E	ER 99558	E1HZ 3A732-F	E	101254	C8TZ 4200-DZ
E	98744	C3TZ 4209-AV	E	ERS 99563	E3HZ 3B563-A	E	101274	C8TZ 4200-EB
E	98755	C8TZ 4209-AF	E	ER 99600	E3HZ 3A732-G	E	101387	C8TZ 4200-LA
E	98756	D6TZ 4209-A	E	ER 99618	E6HZ 3A733-B	E	101388	C8TZ 4200-ED
E	98757	D6TZ 4209-B	E	ER 99625	E3HZ 3A732-A	E	101389	C8TZ 4200-EE
E	98785	D8HZ 4300-G	E	ER 99626	E3HZ 3A732-E	E	101390	C8TZ 4200-EF
E	98786	D8HZ 4300-H	E	ER 99642	E8HZ 3K505-A	E	101402	E0HZ 4200-BM
E	98787	D8HZ 4300-J	E	99646	C3TZ 4209-AL	E	101408	E2HZ 4300-AF
E	98849	B9TZ 4237-F	E	99648	B6TZ 4209-E	E	101435	D5HZ 4300-AL
E	98850	B9TZ 4237-G	E	ER 99653	E3HZ 3A732-C	E	101436	D5HZ 4300-AM
E	98853	D2HZ 4237-A	E	99658	C6TZ 4309-C	E	101437	D5HZ 4300-AN
E	ER 99016	D6HZ 3A733-A	E	99660	C1TZ 4309-H	E	101469	C8TZ 4200-FM
E	ER 99017	D6HZ 3A733-B	E	99661	C2TZ 4309-E	E	101470	C8TZ 4200-FN
E	ER 99022	D6HZ 3A732-A	E	99666	B8QH 4209-M	E	101471	C8TZ 4200-FR
E	99024	D7HZ 4234-B	E	99667	B6QH 4209-F	E	101488	D0HZ 4300-F
E	99032	D8HZ 4300-K	E	99668	B6QH 4209-C	E	101564	C8TZ 4200-FE
E	99038	D8HZ 4200-F	E	99708	E0HZ 4323-C	E	101567	C8TZ 4200-FF
E	ER 99057	D8HZ 3K505-A	E	99724	E2HZ 4141-A	E	101604	C8TZ 4200-GC
E	ER 99083	D8HZ 3K505-B	E	ER 99729	E6HZ 3A732-A	E	101607	C8TZ 4200-GF
E	ER 99086	D9HZ 3K505-A	E	ER 99744	E4HZ 3C677-A	E	101608	C8TZ 4200-GG
E	ER 99135	D8HZ 3K505-C	E	ER 99823	E4HZ 3K505-A	E	101610	D0HZ 4200-AC
E	ER 99217	D7HZ 3A732-A	E	99899	E0HZ 4209-AC	E	101615	D5HZ 4300-R
E	ER 99217	E3HZ 3A732-D	E	99906	D7HZ 1244-A	E	101617	D5HZ 4300-K
E	ER 99313	D9HZ 3A733-A	E	99930	D3HZ 4209-F	E	101618	D7HZ 4300-M
E	ER 99380	D9HZ 3K559-A	E	ER 99945	E7HZ 3K559-A	E	101619	D7HZ 4300-N
E	ER 99401	E0HZ 3E630-A	E	025106 008	E0HZ 3D654-B	E	101621	D5HZ 4300-T
E	ER 99473	E1HZ 3A732-A	E	095913 100	D4HZ 3K507-A	E	101678	D5HZ 4300-AP

**1980/
FORD TRUCK PARTS**

EATON AXLE, PUMP and RELATED PART NUMBERS

C O D E	VENDOR PART NUMBER		FORD PART NUMBER		C O D E	VENDOR PART NUMBER		FORD PART NUMBER		C O D E	VENDOR PART NUMBER		FORD PART NUMBER	
E	101680	E2HZ	4300-AD	E	103534	E0HZ	4414-A	E	104953	D8HZ	4300-F			
E	101681	D5HZ	4300-AR	E	103536	E0HZ	4428-A	E	104955	D8HZ	4300-D			
E	101685	D5HZ	4300-AS	E	103537	E0HZ	4027-A	E	104956	D8HZ	4300-E			
E	101688	D5HZ	4300-AT	E	103539	E0HZ	4310-B	E	106155	D8HZ	4200-F			
E	101696	D9HZ	4300-A	E	103540	E0HZ	4010-E	E	106157	D8HZ	4200-A			
E	101699	D9HZ	4300-B	E	103754	D2HZ	4300-D	E	106158	D8HZ	4200-B			
E	101762	E2HZ	4200-AZ	E	103827	C8TZ	4200-AB	E	106221	D8HZ	4200-E			
E	101764	C8TZ	4200-FM	E	103828	C8TZ	4200-AC	E	106223	D8HZ	4200-C			
E	101765	C8TZ	4200-FN	E	103831	C8TZ	4200-Y	E	106224	D8HZ	4200-D			
E	101766	C8TZ	4200-FR	E	103832	C8TZ	4200-AD	E	106368	E1HZ	4A581-A			
E	101815	C8TZ	4200-FE	E	103892	C8TZ	4200-AK	E	106397	D9HZ	4204-A			
E	101817	E2HZ	4200-AX	E	103893	C8TZ	4200-AM	E	106470	E0HZ	4404-A			
E	101818	C8TZ	4200-FF	E	103894	C8TZ	4200-AR	E	106471	B8QH	4027-B			
E	101853	C8TZ	4200-GC	E	103895	D9HZ	4200-J	E	106694	E0HZ	4067-E			
E	101856	C8TZ	4200-GF	E	103898	C8TZ	4200-AH	E	106709	E1HZ	4446-A			
E	101857	C8TZ	4200-GG	E	103899	C8TZ	4200-AG	E	106710	E0HZ	4341-A			
E	101859	D0HZ	4200-AC	E	103900	C8TZ	4200-AS	E	106974	E0HZ	4204-C			
E	101878	C0TT	4204-B	E	103901	D9HZ	4200-K	E	106975	E0HZ	4204-D			
E	101939	D5HZ	4200-X	E	103904	C8TZ	4200-AL	E	107001	C6TZ	2138-A			
E	101940	D5HZ	4200-Y	E	103905	C8TZ	4200-AN	E	107320	E2HZ	4033-A			
E	101941	D5HZ	4200-Z	E	103906	C8TZ	4200-AT	E	107322	B8QH	4414-B			
E	101942	D5HZ	4200-AA	E	103910	D7HZ	4200-BM	E	107324	C8TZ	4414-A			
E	101943	D5HZ	4200-AB	E	103911	D7HZ	4200-BN	E	107353	E1HZ	4310-A			
E	101944	E2HZ	4200-AY	E	103912	D7HZ	4200-BP	E	107354	E1HZ	4010-A			
E	101945	D5HZ	4200-AC	E	104005	C5TZ	2316-B	E	107355	E3HZ	4310-B			
E	101946	D5HZ	4200-AD	E	104006	C5TZ	2317-B	E	107356	E3HZ	4010-F			
E	101947	D5HZ	4200-AE	E	104207	D5HZ	4200-T	E	107357	E1HZ	4200-A			
E	101948	D5HZ	4200-AF	E	104456	D8HZ	4471-A	E	107358	E1HZ	4200-B			
E	101949	D5HZ	4200-AG	E	104471	E0HZ	4614-B	E	107359	E1HZ	4200-C			
E	101950	D6HZ	4200-B	E	104520	E3HZ	4309-A	E	107369	D8HZ	4010-L			
E	101951	D7HZ	4200-D	E	104521	E3HZ	4309-B	E	107496	E0HZ	4614-A			
E	101952	D7HZ	4200-E	E	104522	E3HZ	4309-C	E	107537	E6HZ	4209-G			
E	101953	D7HZ	4200-F	E	104523	E3HZ	4309-D	E	107538	E6HZ	4209-H			
E	101954	D7HZ	4200-G	E	104526	E0HZ	4309-E	E	107540	E6HZ	4209-J			
E	101955	D7HZ	4200-H	E	104528	E0HZ	4309-F	E	107541	E2HZ	4209-M			
E	101956	D7HZ	4200-J	E	104530	E0HZ	4309-G	E	107542	E2HZ	4209-N			
E	101957	D7HZ	4200-K	E	104532	E3HZ	4209-D	E	107543	E0HZ	4209-J			
E	101958	D7HZ	4200-L	E	104533	E3HZ	4209-E	E	107544	E0HZ	4209-K			
E	101959	D7HZ	4200-M	E	104534	E3HZ	4209-F	E	107545	E0HZ	4209-L			
E	101960	D7HZ	4200-N	E	104535	E3HZ	4209-G	E	107546	E0HZ	4209-M			
E	102017	C5TZ	2212-F	E	104538	E0HZ	4209-Z	E	107557	E6HZ	4209-K			
E	102019	C5TZ	2212-G	E	104540	E0HZ	4209-AA	E	107558	E6HZ	4209-L			
E	102023	C5TZ	2212-E	E	104542	E0HZ	4209-AB	E	107560	E6HZ	4209-M			
E	102605	E1HZ	4A140-B	E	104609	E3HZ	4204-A	E	107561	E2HZ	4209-P			
E	102609	E1HZ	4580-A	E	104665	E1HZ	4300-A	E	107562	E2HZ	4209-R			
E	102611	E0HZ	4A420-A	E	104666	E1HZ	4300-B	E	107563	E0HZ	4209-N			
E	102613	E1HZ	4450-A	E	104667	E1HZ	4300-C	E	107564	E0HZ	4209-P			
E	102616	E1HZ	4A192-A	E	104829	E0HZ	4300-E	E	107565	E0HZ	4209-R			
E	102627	E1HZ	4428-A	E	104831	E0HZ	4300-F	E	107566	E0HZ	4209-S			
E	102629	E1HZ	4431-A	E	104833	E0HZ	4300-G	E	107567	E0HZ	4536-A			
E	102640	D9HZ	4200-E	E	104873	D6HZ	4200-N	E	107568	E0HZ	4536-B			
E	102660	E0HZ	4221-B	E	104874	D6HZ	4200-P	E	107569	E0HZ	4536-C			
E	102738	C3TZ	4237-A	E	104876	E0HZ	4200-AW	E	107570	E0HZ	4536-D			
E	102740	B8QH	4237-F	E	104878	E0HZ	4200-AX	E	107571	E0HZ	4536-E			
E	103279	2Q	4209-A	E	104880	E0HZ	4200-AY	E	107672	E0HZ	4A581-A			
E	103289	D2HZ	4446-F	E	104909	D8HZ	4300-K	E	107937	E1HZ	4200-CP			
E	103529	E0HZ	4450-A	E	104911	D8HZ	4300-A	E	107938	E1HZ	4200-CR			
E	103532	E0HZ	4586-A	E	104912	D8HZ	4300-B	E	107939	E1HZ	4200-CS			

**1980/
FORD TRUCK PARTS**

EATON AXLE, PUMP and RELATED PART NUMBERS

C O D E	VENDOR PART NUMBER		FORD PART NUMBER		C O D E	VENDOR PART NUMBER		FORD PART NUMBER		C O D E	VENDOR PART NUMBER		FORD PART NUMBER	
E	107940	E1HZ	4200-CT	E	110745	E2HZ	4537-K	E	111193	E3HZ	4309-W			
E	107941	E1HZ	4200-CV	E	110746	E2HZ	4537-L	E	111194	E3HZ	4309-X			
E	107942	E1HZ	4200-CW	E	110747	E2HZ	4537-M	E	111195	E3HZ	4309-Y			
E	107943	E1HZ	4200-CX	E	110748	E2HZ	4537-N	E	111196	E3HZ	4309-Z			
E	107944	E1HZ	4200-CY	E	110749	E2HZ	4537-P	E	111238	E2HZ	4465-B			
E	107945	E1HZ	4200-CZ	E	110750	E2HZ	4537-R	E	111239	E2HZ	4465-A			
E	108234	E0HZ	4200-Y	E	110752	E2HZ	4537-S	E	111395	E1HZ	4209-H			
E	108235	E0HZ	4200-Z	E	110754	E2HZ	4537-T	E	111406	E2HZ	4345-A			
E	108236	E0HZ	4200-AA	E	110756	E2HZ	4537-V	E	111448	E3HZ	4580-A			
E	108237	E0HZ	4200-AB	E	110760	E2HZ	4537-W	E	111502	E2HZ	4209-A			
E	108244	E0HZ	4200-AC	E	110764	E2HZ	4537-X	E	111503	E3HZ	4209-H			
E	108245	E0HZ	4200-AD	E	110768	E2HZ	4537-Y	E	111504	E2HZ	4209-B			
E	108246	E0HZ	4200-AE	E	110772	E2HZ	4537-Z	E	111505	E2HZ	4209-C			
E	108247	E0HZ	4200-AF	E	110776	E2HZ	4537-AA	E	111506	E3HZ	4209-J			
E	109130	D3HZ	4310-J	E	110780	E2HZ	4537-AB	E	111507	E3HZ	4209-K			
E	109146	D3HZ	4010-L	E	110784	E2HZ	4537-AC	E	111508	E3HZ	4209-L			
E	109234	E1HZ	4204-A	E	110788	E2HZ	4537-AD	E	111509	E3HZ	4209-M			
E	109237	D3HZ	4216-F	E	110790	E2HZ	4537-AE	E	111510	E3HZ	4209-N			
E	109238	E1HZ	4216-A	E	110792	E2HZ	4537-AF	E	111511	E3HZ	4209-P			
E	109294	D8HZ	4010-M	E	110794	E2HZ	4537-AG	E	111512	E3HZ	4209-R			
E	109295	E0HZ	4200-AM	E	110796	E2HZ	4537-AH	E	111514	E3HZ	4209-S			
E	109296	E0HZ	4200-AN	E	110798	E2HZ	4537-AJ	E	111515	E3HZ	4209-T			
E	109297	E0HZ	4200-AP	E	110799	E2HZ	4537-AK	E	111516	E3HZ	4209-V			
E	109356	E0HZ	4010-C	E	110800	E2HZ	4537-AL	E	111517	E3HZ	4209-W			
E	109364	E0HZ	4141-C	E	110801	E2HZ	4537-AM	E	111518	E3HZ	4209-X			
E	109365	E0HZ	4141-D	E	110802	E2HZ	4537-AN	E	111519	E3HZ	4209-Y			
E	109366	E0HZ	4237-C	E	110803	E2HZ	4537-AP	E	111520	E3HZ	4209-Z			
E	109367	E0HZ	4237-D	E	110808	E3HZ	4431-A	E	111521	E3HZ	4209-AA			
E	109453	E0HZ	17294-L	E	110810	E2HZ	4433-A	E	111522	E3HZ	4209-AB			
E	109492	B2Q	4052-A	E	110813	E2HZ	4470-A	E	111523	E3HZ	4209-AC			
E	109562	E3HZ	4052-A	E	110826	E2HZ	4431-A	E	111525	E2HZ	4351-B			
E	109908	D3HZ	4B062-B	E	110844	E2HZ	4434-A	E	111529	E2HZ	4351-A			
E	109909	D3HZ	4B062-A	E	110845	E2HZ	4442-A	E	111531	E2HZ	4851-B			
E	109928	D5HZ	4010-Y	E	110846	E2HZ	4621-A	E	111533	E2HZ	4851-A			
E	110148	E1HZ	4127-A	E	110880	E1HZ	4234-F	E	111550	E1HZ	4200-BA			
E	110180	E0HZ	4209-AE	E	110881	E1HZ	4234-B	E	111691	E2HZ	4431-B			
E	110181	E0HZ	4200-BN	E	110882	E1HZ	4234-C	E	111776	E2HZ	4536-D			
E	110182	E0HZ	4200-BP	E	110884	E1HZ	4234-D	E	113324	E3HZ	4398-A			
E	110243	E1HZ	4067-B	E	110885	E1HZ	4234-E	E	113325	E3HZ	4560-A			
E	110271	E3HZ	4310-C	E	110890	E2HZ	4234-A	E	113327	C4TZ	4560-A			
E	110272	E3HZ	4310-D	E	111137	E1HZ	4234-B	E	113329	E2HZ	4442-B			
E	110273	E3HZ	4010-C	E	111175	E2HZ	4309-A	E	113331	E2HZ	4434-B			
E	110274	E3HZ	4310-F	E	111176	E3HZ	4309-E	E	113360	E3HZ	4062-A			
E	110275	E3HZ	4010-G	E	111177	E2HZ	4309-B	E	113362	E3HZ	4082-A			
E	110276	E3HZ	4310-E	E	111178	E2HZ	4309-C	E	113450	E2HZ	4209-E			
E	110277	E3HZ	4010-D	E	111179	E3HZ	4309-F	E	113451	E2HZ	4209-F			
E	110365	E0HZ	4200-BT	E	111180	E3HZ	4309-G	E	113455	E2HZ	4209-G			
E	110731	E2HZ	4414-A	E	111181	E3HZ	4309-H	E	113466	E2HZ	4209-H			
E	110733	E2HZ	4414-B	E	111182	E3HZ	4309-J	E	113467	E2HZ	4209-K			
E	110736	E2HZ	4537-A	E	111183	E3HZ	4309-K	E	113468	E2HZ	4209-J			
E	110737	E2HZ	4537-B	E	111184	E3HZ	4309-L	E	113469	E2HZ	4209-L			
E	110738	E2HZ	4537-C	E	111185	E3HZ	4309-M	E	113526	E6HZ	4209-N			
E	110739	E2HZ	4537-D	E	111187	E3HZ	4309-N	E	113528	E6HZ	4309-B			
E	110740	E2HZ	4537-E	E	111188	E3HZ	4309-P	E	113593	E3HZ	4055-B			
E	110741	E2HZ	4537-F	E	111189	E3HZ	4309-R	E	113594	D6HZ	4055-B			
E	110742	E2HZ	4537-G	E	111190	E3HZ	4309-S	E	113595	E3HZ	4055-C			
E	110743	E2HZ	4537-H	E	111191	E3HZ	4309-T	E	113596	E3HZ	4055-D			
E	110744	E2HZ	4537-J	E	111192	E3HZ	4309-V	E	113598	E3HZ	4055-E			

**1980/
FORD TRUCK PARTS**

EATON AXLE, PUMP and RELATED PART NUMBERS

C O D E	VENDOR PART NUMBER		FORD PART NUMBER		C O D E	VENDOR PART NUMBER		FORD PART NUMBER		C O D E	VENDOR PART NUMBER		FORD PART NUMBER	
E	113599	E3HZ	4055-F	E	114509	E3HZ	4300-AD	E	115096	E2HZ	4200-F			
E	113610	B2Q	4107-A	E	114510	E3HZ	4300-AF	E	115105	E3HZ	4200-AM			
E	113611	E5HZ	4107-A	E	114511	E3HZ	4300-AH	E	115106	E3HZ	4200-AN			
E	113629	E3HZ	4055-A	E	114512	E3HZ	4300-AK	E	115107	E2HZ	4200-D			
E	113645	E3HZ	4234-B	E	114513	E3HZ	4300-AN	E	115108	E2HZ	4200-F			
E	113673	E3HZ	4010-B	E	114514	E3HZ	4300-AS	E	115109	E3HZ	4200-AP			
E	113700	E4HZ	4062-A	E	114524	E3HZ	4300-AM	E	115110	E3HZ	4200-AR			
E	113701	E4HZ	4082-A	E	114525	E3HZ	4300-AR	E	115111	E3HZ	4200-AS			
E	113707	E4HZ	4N081-A	E	114526	E3HZ	4300-AV	E	115112	E3HZ	4200-AT			
E	113719	E4HZ	4101-A	E	114540	E6HZ	4300-BJ	E	115113	E3HZ	4200-AV			
E	113720	E4HZ	4081-A	E	114541	E6HZ	4300-BL	E	115114	E3HZ	4200-AW			
E	113721	E4HZ	4085-A	E	114543	E6HZ	4300-BM	E	115115	E3HZ	4200-AX			
E	113725	E4HZ	4N332-A	E	114544	E3HZ	4300-A	E	115122	E2HZ	4446-A			
E	113726	E4HZ	4N332-B	E	114545	E3HZ	4300-B	E	115123	E2HZ	4471-A			
E	113727	E4HZ	4A196-A	E	114546	E3HZ	4300-C	E	115126	E3HZ	4446-A			
E	113742	E4HZ	4N082-A	E	114547	E3HZ	4300-D	E	115204	E6HZ	4200-BP			
E	113743	E4HZ	4062-B	E	114548	E3HZ	4300-E	E	115205	E6HZ	4200-BT			
E	113744	E4HZ	4107-A	E	114549	E3HZ	4300-F	E	115207	E6HZ	4200-BS			
E	113745	E4HZ	4100-A	E	114562	E2HZ	4300-N	E	115219	E3HZ	4200-AY			
E	113746	E4HZ	4N094-A	E	114563	E3HZ	4300-G	E	115220	E3HZ	4200-AZ			
E	113759	E5HZ	4N081-A	E	114564	E2HZ	4300-R	E	115221	E3HZ	4200-BA			
E	113760	E4HZ	4062-C	E	114565	E2HZ	4300-T	E	115222	E3HZ	4200-BB			
E	113764	E5HZ	4073-A	E	114566	E3HZ	4300-H	E	115223	E3HZ	4200-BC			
E	113770	E5HZ	4062-A	E	114567	E3HZ	4300-J	E	115224	E3HZ	4200-BD			
E	113800	E3HZ	4149-A	E	114568	E3HZ	4300-K	E	115260	E3HZ	4200-BE			
E	113801	E3HZ	4149-B	E	114569	E3HZ	4300-L	E	115261	E3HZ	4200-BF			
E	113803	E3HZ	4310-A	E	114570	E3HZ	4300-M	E	115262	E3HZ	4200-BG			
E	113804	E3HZ	4010-E	E	114571	E3HZ	4300-N	E	115314	E3HZ	4200-BH			
E	114133	E1HZ	4200-AL	E	114572	E3HZ	4300-P	E	115315	E3HZ	4200-BJ			
E	114134	E1HZ	4200-AM	E	114608	E3HZ	4300-R	E	115346	E6HZ	4200-AY			
E	114135	E1HZ	4200-AN	E	114609	E3HZ	4300-S	E	115347	E6HZ	4200-AZ			
E	114136	E1HZ	4200-AP	E	114687	E3HZ	4300-T	E	115349	E6HZ	4200-BA			
E	114139	E1HZ	4200-AR	E	114688	E3HZ	4300-V	E	115350	E3HZ	4200-BS			
E	114140	E1HZ	4200-AS	E	114689	E3HZ	4300-W	E	115351	E3HZ	4200-BT			
E	114141	E1HZ	4200-AT	E	114749	E6HZ	4200-BL	E	115412	E1HZ	4200-BX			
E	114142	E1HZ	4200-AV	E	114750	E6HZ	4200-BM	E	115413	E1HZ	4200-BY			
E	114216	E3HZ	4200-Y	E	114752	E6HZ	4200-BN	E	115414	E1HZ	4200-BZ			
E	114217	E1HZ	4200-AW	E	114753	E2HZ	4200-AW	E	115415	E1HZ	4200-CA			
E	114218	E1HZ	4200-AX	E	114754	E1HZ	4200-DA	E	115420	E2HZ	4200-AH			
E	114219	E1HZ	4200-AY	E	114755	E1HZ	4200-DB	E	115421	E2HZ	4200-AJ			
E	114221	E1HZ	4200-AZ	E	114756	E1HZ	4200-DC	E	115422	E2HZ	4200-AK			
E	114228	E3HZ	4200-Z	E	115057	E2HZ	4200-A	E	115505	E1HZ	4200-CB			
E	114229	E3HZ	4200-AA	E	115059	E2HZ	4200-C	E	115506	E1HZ	4200-CC			
E	114230	E3HZ	4200-AB	E	115060	E2HZ	4200-E	E	115507	E1HZ	4200-CD			
E	114242	E1HZ	4237-A	E	115069	E3HZ	4200-AC	E	115508	E1HZ	4200-CE			
E	114292	E2HZ	4200-AE	E	115070	E3HZ	4200-AD	E	115535	E2HZ	4200-AD			
E	114293	E2HZ	4200-AG	E	115071	E3HZ	4200-BP	E	115536	E2HZ	4200-AF			
E	114467	E1HZ	4237-D	E	115072	E3HZ	4200-BR	E	115651	E6HZ	4200-BB			
E	114469	E1HZ	4237-B	E	115073	E3HZ	4200-AE	E	115652	E6HZ	4200-BC			
E	114470	E1HZ	4237-C	E	115074	E3HZ	4200-AF	E	115654	E6HZ	4200-BD			
E	114472	E1HZ	4237-E	E	115075	E3HZ	4200-AG	E	115655	E3HZ	4200-BV			
E	114474	E1HZ	4237-F	E	115076	E3HZ	4200-AH	E	115656	E3HZ	4200-BW			
E	114502	E1HZ	4200-BV	E	115077	E3HZ	4200-AJ	E	115690	E2HZ	4341-A			
E	114504	E2HZ	4300-M	E	115078	E3HZ	4200-AK	E	115825	E3HZ	4341-A			
E	114505	E3HZ	4300-AB	E	115079	E3HZ	4200-AL	E	115841	E6HZ	4200-BE			
E	114506	E2HZ	4300-P	E	115093	E2HZ	4200-B	E	115842	E6HZ	4200-BF			
E	114507	E2HZ	4300-S	E	115094	E7HZ	4200-JT	E	115844	E6HZ	4200-BG			
E	114508	E3HZ	4300-AC	E	115095	E2HZ	4200-D	E	115845	E2HZ	4200-AR			

**1980/
FORD TRUCK PARTS**

EATON AXLE, PUMP and RELATED PART NUMBERS

C O D E	VENDOR PART NUMBER		FORD PART NUMBER		C O D E	VENDOR PART NUMBER		FORD PART NUMBER		C O D E	VENDOR PART NUMBER		FORD PART NUMBER	
E	115846	E2HZ	4200-AS	E	119323	E4HZ	4010-F	E	120224	D7HZ	4310-W			
E	115847	E1HZ	4200-CF	E	119324	E4HZ	4200-G	E	120231	D7HZ	4310-Z			
E	115848	E1HZ	4200-CG	E	119326	E4HZ	4851-A	E	120234	D7HZ	4310-AA			
E	115849	E1HZ	4200-CH	E	119328	E4HZ	4851-C	E	120241	E3HZ	4310-S			
E	115850	E1HZ	4200-CJ	E	119330	E4HZ	4851-E	E	120243	E4HZ	4310-K			
E	115917	E6HZ	4200-BH	E	119332	E4HZ	4851-B	E	120245	E4HZ	4310-L			
E	115918	E6HZ	4200-BJ	E	119334	E4HZ	4851-D	E	120250	D3HZ	4010-M			
E	115920	E6HZ	4200-BK	E	119336	E4HZ	4851-F	E	120269	D7HZ	4010-X			
E	115921	E2HZ	4200-AT	E	119338	E4HZ	4310-A	E	120270	D7HZ	4010-Y			
E	115922	E2HZ	4200-AV	E	119340	E4HZ	4010-A	E	120271	D7HZ	4010-AC			
E	115923	E1HZ	4200-CK	E	119341	E4HZ	4010-B	E	120272	E4HZ	4010-AA			
E	115924	E1HZ	4200-CL	E	119342	E4HZ	4010-D	E	120273	E4HZ	4010-AB			
E	115925	E1HZ	4200-CM	E	119343	E4HZ	4010-E	E	120338	D7HZ	4310-AB			
E	115926	E1HZ	4200-CN	E	119344	E4HZ	4010-C	E	120339	D7HZ	4010-AD			
E	116568	E3HZ	4127-A	E	119346	E4HZ	4310-C	E	120348	D7HZ	4310-X			
E	116571	E1HZ	4200-BR	E	119348	E4HZ	4010-G	E	120349	D7HZ	4010-Z			
E	116572	E1HZ	4200-BT	E	119382	E4HZ	4200-P	E	120350	D7HZ	4310-Y			
E	116573	E1HZ	4200-BW	E	119383	E4HZ	4200-T	E	120351	E4HZ	4010-AF			
E	116576	E1HZ	4200-BP	E	119384	E4HZ	4200-X	E	120352	E4HZ	4310-R			
E	116577	E1HZ	4200-BS	E	119385	E4HZ	4200-R	E	120355	E4HZ	4310-M			
E	117311	E2HZ	4428-A	E	119386	E4HZ	4200-V	E	120356	E4HZ	4010-AC			
E	117312	E3HZ	4300-X	E	119387	E4HZ	4200-Y	E	120357	E4HZ	4310-N			
E	117313	E3HZ	4300-Y	E	119388	E4HZ	4200-S	E	120358	E4HZ	4010-AD			
E	117314	E3HZ	4300-Z	E	119389	E4HZ	4200-W	E	120359	E4HZ	4310-P			
E	117315	E3HZ	4300-AA	E	119395	E4HZ	4200-B	E	120421	E3HZ	4010-T			
E	117350	E3HZ	4200-BK	E	119396	E4HZ	4200-E	E	120424	E3HZ	4310-R			
E	117351	E3HZ	4200-BL	E	119397	E4HZ	4200-H	E	120425	E3HZ	4010-S			
E	117352	E3HZ	4200-BM	E	119398	E4HZ	4200-L	E	120468	D8HZ	4310-P			
E	117353	E3HZ	4200-BN	E	119399	E4HZ	4200-C	E	120469	D8HZ	4010-W			
E	117457	E2HZ	4300-V	E	119400	E4HZ	4200-F	E	120475	E4HZ	4310-J			
E	117459	E2HZ	4300-W	E	119401	E4HZ	4200-J	E	120476	E4HZ	4010-Z			
E	117461	E2HZ	4300-X	E	119402	E4HZ	4200-M	E	120515	E4HZ	4010-W			
E	117481	E2HZ	4200-X	E	119403	E4HZ	4200-A	E	120516	E4HZ	4010-V			
E	117483	E2HZ	4200-Y	E	119404	E4HZ	4200-D	E	120568	E4HZ	4010-AE			
E	117485	E2HZ	4200-Z	E	119405	E4HZ	4200-K	E	120667	C8TZ	4200-DY			
E	118136	D6HZ	4A195-A	E	119406	E4HZ	4200-N	E	120767	C8TZ	4200-Y			
E	118138	E2HZ	4204-A	E	119427	E3HZ	4676-A	E	120780	D3HZ	4982-A			
E	118139	E1HZ	4204-B	E	119429	E3HZ	4676-B	E	120837	E6HZ	4300-BK			
E	118146	E2HZ	4200-AN	E	119430	E3HZ	4573-A	E	120841	E6HZ	4200-BR			
E	118147	E2HZ	4200-AP	E	119431	E3HZ	4676-C	E	120848	D8HZ	4N341-A			
E	118148	E2HZ	4200-AL	E	119432	E3HZ	4674-A	E	120923	D3HZ	4341-A			
E	118149	E2HZ	4200-AM	E	119458	E3HZ	4676-D	E	120924	D8HZ	4341-E			
E	118551	E3HZ	4300-AE	E	119459	D4HZ	4676-A	E	120925	D3HZ	4341-B			
E	118552	E3HZ	4300-AG	E	119855	E4HZ	4072-A	E	120926	D8HZ	4341-F			
E	118553	E3HZ	4300-AJ	E	119857	E4HZ	4B147-A	E	121396	E5HZ	4N101-A			
E	118554	E3HZ	4300-AL	E	119858	E6HZ	4625-B	E	122000	E5HZ	4A098-A			
E	118555	E3HZ	4300-AP	E	119863	D3HZ	4323-E	E	201019	C5TZ	2310-B			
E	118556	E3HZ	4300-AT	E	119896	D3HZ	4433-B	E	201020	C5TZ	2311-B			
E	118740	D3HZ	4216-H	E	120153	D8HZ	4010-X	E	201023	C5TZ	2311-C			
E	118741	D3HZ	4216-G	E	120154	D8HZ	4010-Y	E	201024	C5TZ	2310-C			
E	118770	E3HZ	4200-BX	E	120157	E3HZ	4010-V	E	211011	B9TZ	2296-B			
E	118771	E3HZ	4200-BY	E	120158	D7HZ	4010-AA	E	304003	C5TZ	2316-C			
E	118806	E2HZ	4320-A	E	120166	E4HZ	4010-T	E	304004	C5TZ	2317-C			
E	118807	E2HZ	4N320-A	E	120175	E0HZ	4010-G	E	415007	C5TZ	2214-C			
E	118866	E4HZ	4234-A	E	120176	D7HZ	4010-AB	E	415008	C5TZ	2214-D			
E	119029	E4HZ	4209-B	E	120182	E4HZ	4010-Y	E	415010	C5TZ	2214-E			
E	119239	E4HZ	4209-A	E	120190	E4HZ	4010-X	E	415020	C5TZ	2214-E			
E	119322	E4HZ	4310-B	E	120221	D3HZ	4310-K	E	600084	D5TZ	2C063-A			

**1980/
FORD TRUCK PARTS**

EATON AXLE, PUMP and RELATED PART NUMBERS

C O D E	VENDOR PART NUMBER		FORD PART NUMBER		C O D E	VENDOR PART NUMBER		FORD PART NUMBER		C O D E	VENDOR PART NUMBER		FORD PART NUMBER	
E	600205		D5TZ	2C063-A	E	682113		D5HZ	2B372-S	E	1000216		D3HZ	2211-R
E	610259		D5HZ	2B372-AB	E	682114		D5HZ	2B372-R	E	1000219		D3HZ	2211-S
E	610263		D5HZ	2B372-AC	E	682115		D5HZ	2B372-M	E	1000223		D3HZ	2211-T
E	610264		D5HZ	2B372-Z	E	682116		D5TZ	2B372-L	E	1000224		D3HZ	2212-K
E	610272		D8HZ	2B372-C	E	804005 S		E2HZ	2211-A	E	1000229		D3HZ	2212-L
E	610273		D8HZ	2B372-D	E	804017 S		E2HZ	2318-A	E	1000230		D3HZ	2211-U
E	611775		D5TZ	2C068-A	E	804022 S		E2HZ	2214-B	E	1000431		D3HZ	2214-A
E	612039		D5HZ	2C068-A	E	804178 S		E2HZ	2310-A	E	1000433		D3HZ	2214-B
E	621102		D9HZ	2B516-C	E	804179 S		E2HZ	2311-A	E	1000434		D3HZ	2214-C
E	621107		D9HZ	2B572-A	E	804180 S		E2HZ	2310-B	E	1000436		D5HZ	2214-A
E	621108		D9HZ	2B572-B	E	804181 S		E2HZ	2311-B	E	1000709		D5HZ	2218-B
E	621109		D9HZ	2B572-C	E	804254 S		E2HZ	2311-C	E	1000711		D5HZ	2211-F
E	630110		D5TZ	2C065-A	E	804255 S		E2HZ	2310-C	E	1000712		D5HZ	2212-F
E	630320		D8HZ	2C065-B	E	804256 S		E2HZ	2310-D	E	1000715		D5HZ	2211-K
E	638140		D5TZ	2C012	E	804257 S		E2HZ	2311-D	E	1000723		D5HZ	2212-H
E	640000		D5TZ	2C064-A	E	804258 S		E2HZ	2310-E	E	1000724		D5HZ	2211-H
E	640001		D5TZ	2C061-A	E	804259 S		E2HZ	2311-E	E	1000728		D5HZ	2212-G
E	640002		D5TZ	2C062-A	E	804370 S		E2HZ	2218-A	E	1000729		D5HZ	2211-G
E	640004		D5TZ	2C065-A	E	804385 S		E2HZ	2214-A	E	1000809		D5HZ	2218-C
E	640008		D5TZ	2C066-A	E	804446		E4HZ	2310-A	E	1000839		E4HZ	2317-A
E	640022		D5TZ	2C067-A	E	804447		E4HZ	2311-A	E	1000840		E4HZ	2316-A
E	640023		D5TZ	2C064-A	E	804514 S		E2HZ	2212-A	E	1000866		D5HZ	2212-G
E	640024		D5TZ	2C063-D	E	804515 S		E2HZ	2211-B	E	1000867		D5HZ	2211-G
E	670019		D5TZ	2B373-A	E	804516 S		E2HZ	2311-F	E	1000871		D5HZ	2212-J
E	670050		D5HZ	2B373-A	E	804517 S		E2HZ	2310-F	E	1000872		D5HZ	2211-J
E	670051		D5TZ	2B373-A	E	804691		E4HZ	2218-B	E	1000872		D5HZ	2211-B
E	671278		D5TZ	2C212-A	E	804846		E3HZ	2218-A	E	1001793		D8HZ	2214-A
E	671279		D5TZ	2C211-E	E	804985		E4HZ	2214-A	E	1001893 S		E2HZ	2315-A
E	671280		D5TZ	2C212-C	E	805138		E4HZ	2212-A	E	1001919		D9HZ	2218-A
E	671281		D5TZ	2C212-G	E	805189		E4HZ	2211-A	E	1001948		E3HZ	2211-A
E	671284		D5TZ	2C211-A	E	805364		E4HZ	2311-B	E	1001949		E3HZ	2212-A
E	671285		D5TZ	2C211-C	E	805365		E4HZ	2310-B	E	1002460		D8HZ	2314-A
E	671328		D5TZ	2C212-E	E	805366		E4HZ	2211-B	E	1002461		D8HZ	2315-A
E	671331		D5HZ	2C212-B	E	927208		C7TZ	3A699-A	E	1002472		D8HZ	2212-A
E	671417		D9HZ	26212-A	E	935735		D5HZ	4676-B	E	1002473		D8HZ	2211-A
E	671578		D5HZ	2C212-C	E	935830		E6HZ	4676-C	E	1002914		E3HZ	2211-B
E	682101		D5TZ	2B372-G	E	1000050		D3HZ	2211-L	E	1002915		E3HZ	2212-B
E	682102		D5HZ	2B372-C	E	1000054		D3HZ	2212-H	E	1003090 S		E2HZ	2314-A
E	682103		D5HZ	2B372-E	E	1000055		D3HZ	2211-M	E	1003091 S		E2HZ	2315-B
E	682104		D5TZ	2B372-A	E	1000060		D3HZ	2212-J	E	1003294		B8QH	2316-B
E	682105		D5TZ	2B372-D	E	1000061		D3HZ	2211-P	E	1003295		B8QH	2317-B
E	682106		D5HZ	2B372-A	E	1000064		D3HZ	2211-N	E	1008345		E4HZ	2007-F
E	682107		D5HZ	2B372-B	E	1000113		D8HZ	2310-A	E	1008392		E4HZ	2315-A
E	682112		D5HZ	2B372-T	E	1000114		D8HZ	2311-A	E	6020068		D5TZ	2C056-A

**1980/
FORD TRUCK PARTS**

FULLER (AND MERGED CLARK) TRANSMISSION and RELATED PART NUMBERS

C O D E	VENDOR PART NUMBER	FORD PART NUMBER	C O D E	VENDOR PART NUMBER	FORD PART NUMBER	C O D E	VENDOR PART NUMBER	FORD PART NUMBER
F	4E 04	34805-S8	F	K 1104	D4HZ 7312-E	F	K 1387	D4HZ 7210-AK
F	5E 05	34806-S7	F	K 1108	D4HZ 7312-C	F	K 1388	D4HZ 7210-AL
F	10J 06	371350-S	F	S 1149	D4HZ 7061-E	F	K 1397	D4HZ 7210-AM
F	10J 10	353079-S	F	S 1150	D5HZ 7061-A	F	K 1398	D4HZ 7210-AN
F	4E 10	34811-S	F	S 1160	D6HZ 7222-C	F	K 1403	D4HZ 7210-AR
F	X6 128	D0HZ 7B220-B	F	X14 1200	C1TZ 7C220-A	F	K 1404	D4HZ 7210-AS
F	200 V0	7EQ 7190	F	S 1205	D5HZ 7222-A	F	S 1405	D4HZ 7005-C
F	X12 205	87708-S	F	S 1220	D8HZ 7061-E	F	S 1411	E2HZ 7061-G
F	212 MFG	B8QH 7025-A	F	S 1229	D4HZ 7017-H	F	S 1412	E2HZ 7005-A
F	218 SG	C1TT 7025-C	F	S 1230	D4HZ 7017-J	F	K 1414	D2HZ 7177-E
F	SK 251 78	B9T 7178-A	F	S 1235	C8TZ 7017-L	F	S 1422	E4HZ 7005-B
F	F 312 M	C1TT 7025-A	F	S 1237	C6TZ 7505-A	F	S 1424	C6TZ 7005-E
F	313 SG	C1TT 7065-C	F	S 1246	D4HZ 7B332-B	F	S 1428	C6TZ 7085-B
F	X1 401	33795-S7	F	S 1253	D6HZ 7017-K	F	S 1429	D4HZ 7085-A
F	1C 408	382603-S100	F	S 1254	D6HZ 7017-J	F	K 1430	D4HZ 7312-C
F	8S 435	304680-S36M	F	S 1267	D5HZ 7222-A	F	S 1430	E7HZ 7005-E
		20393-S	F	A 1286	B8QH 7101-B	F	S 1434	E4HZ 7222-A
F	1C 516	20326-S8	F	S 1300	D4HZ 7005-L	F	S 1440	D5HZ 7222-A
F	8L 602	58636-S2	F	S 1313	C6TZ 7005-A	F	S 1441	E3HZ 7222-A
F	8L 604	58635-S2	F	S 1317	D0HZ 7005-C	F	S 1442	C8TZ 7222-S
F	8L 609	58637-S2	F	S 1318	D5HZ 7005-B	F	K 1443	D4HZ 7213-H
F	8L 612	42998-S8	F	S 1321	D4HZ 7005-D	F	S 1445	E9HZ 7222-A
F	8L 614	58638-S2	F	S 1322	D4HZ 7005-C	F	S 1446	E8HZ 7222-A
F	1C 620 H	58635-S2	F	S 1323	D0HZ 7005-B	F	K 1447	E4HZ 7305-A
F	X8 681	373139-S	F	S 1325	D4HZ 7005-J	F	K 1448	D6TZ 7B435-A
F	X8 682	58642-S2	F	K 1337	D4HZ 7210-H	F	K 1449	D5HZ 7D292-A
F	X8 686	382347-S7	F	K 1338	D4HZ 7210-J	F	K 1450	D3HZ 7288-B
F	10 702	C1TT 7045-C	F	A 1339	C1TT 7B267-A	F	K 1451	D3HZ 7288-C
F	X8 724	56560-S100	F	K 1339	D4HZ 7210-K	F	K 1452	D4HZ 7213-J
F	X7 802	20393-S	F	S 1340	D0HZ 7061-G	F	A 1471	C6TZ 7B274-C
F	1C 932	380436-S2	F	S 1341	D4HZ 7061-F	F	K 1476	D2HZ 7203-A
F	S 1000	D4HZ 7005-L	F	A 1347	C1TT 7B266-B	F	S 1481	E3HZ 7L288-A
F	X7 1005	377850-S	F	S 1347	D8HZ 7B332-D	F	K 1486	E4HZ 7B331-A
F	K 1009	D4HZ 7153-C	F	K 1351	D4HZ 7210-L	F	K 1487	D5HZ 7312-D
F	K 1010	D1HZ 7A508-B	F	K 1352	D4HZ 7210-M	F	S 1489	E7HZ 7005-F
F	S 1011	C8TZ 7222-S	F	S 1353	E3HZ 7L288-A	F	S 1490	USE S-1542
F	K 1013	D0HZ 7113-B	F	K 1355	D4HZ 7210-N	F	S 1494	E7HZ 7222-C
F	K 1019	D4HZ 7961-A	F	S 1362	C8TZ 7222-S	F	K 1500	E4HZ 7B331-B
F	K 1023	D4HZ 7716-A	F	S 1364	D5HZ 7222-A	F	K 1501	E4HZ 7B331-C
F	1C 1032	383341-S2	F	K 1365	D4HZ 7210-P	F	S 1504	E9HZ 7017-B
F	K 1039	D6HZ 7153-B	F	K 1369	D4HZ 7210-R	F	K 1507	E4HZ 7B331-D
F	K 1040	D4HZ 7B331-C	F	K 1370	D4HZ 7210-S	F	K 1508	E4HZ 7B331-E
F	K 1041	E4HZ 7C391-A	F	S 1370	E2HZ 7222-B	F	K 1509	E4HZ 7B331-F
F	K 1042	E4HZ 7C391-B	F	K 1371	D4HZ 7210-T	F	K 1513	E4HZ 7B331-G
F	K 1048	E4HZ 7C391-C	F	K 1372	D4HZ 7210-U	F	S 1521	E7HZ 7085-J
F	K 1050	E4HZ 7C391-D	F	K 1373	D4HZ 7210-V	F	S 1522	E7HZ 7061-G
F	K 1058	E4HZ 7C391-E	F	K 1374	D4HZ 7210-W	F	S 1523	E7HZ 7005-B
F	1064	C6TZ 7219-E	F	K 1375	D4HZ 7210-Y	F	S 1524	E7HZ 7222-B
F	K 1064	E4HZ 7C391-F	F	S 1375	E2HZ 7222-A	F	K 1527	D8HZ 7358-A
F	1075	C7TZ 7213-B	F	K 1376	D4HZ 7210-AA	F	S 1542	E7HZ 7085-E
F	S 1085	E7HZ 7505-E	F	K 1377	D4HZ 7210-AB	F	K 1545	D7HZ 7358-B
F	K 1094	C6TZ 7153-A	F	K 1379	D4HZ 7210-AC	F	K 1546	D7HZ 7358-A
F	K 1095	D4HZ 7153-B	F	K 1380	D4HZ 7210-AD	F	S 1546	E9HZ 7005-B
F	K 1096	C1TZ 7153-D	F	K 1381	D4HZ 7210-AE	F	S 1547	E8HZ 7005-D
F	S 1097	D4HZ 7017-H	F	K 1382	D4HZ 7210-AF	F	S 1548	E9HZ 7005-A
F	10J8	353351-S	F	K 1383	D4HZ 7210-AG	F	S 1549	E8HZ 7005-E
F	K 1100	D4HZ 7312-D	F	K 1385	D4HZ 7210-AH	F	K 1550	D5HZ 7312-D
F	S 1100	D4HZ 7017-J	F	K 1386	D4HZ 7210-AJ	F	S 1550	E9HZ 7061-B

**1980/
FORD TRUCK PARTS**

FULLER (AND MERGED CLARK) TRANSMISSION and RELATED PART NUMBERS

C O D E	VENDOR PART NUMBER	FORD PART NUMBER	C O D E	VENDOR PART NUMBER	FORD PART NUMBER	C O D E	VENDOR PART NUMBER	FORD PART NUMBER
F S 1551		E2HZ 7061-G	F K 1787		E2HZ 7A079-A	F 2401		374427-S
F S 1552		E8HZ 7085-E	F K 1788		E2HZ 7A079-C	F A 2431	C0TT	7B246-A
F K 1553		D4HZ 7312-E	F K 1790		E4HZ 7B331-H	F A 2432	C0TT	7B247-A
F S 1553		E9HZ 7085-A	F K 1791		E4HZ 7B331-J	F A 2483	C1TT	7B284-B
F S 1558		E8HZ 7085-D	F K 1793		E4HZ 7B331-K	F A 2534	C1TT	7101-D
F K 1560		D4HZ 7312-C	F K 1800		E4HZ 7B331-L	F 2536	B8QH	7227-A
F A 1561		C1TT 7B225-A	F K 1801		E4HZ 7B331-M	F 2538	B8QH	7228-A
F K 1562		DOHZ 7213-C	F 1813		D4HZ 7219-A	F A 2630	C3TZ	7176-C
F S 1563		E8HZ 7085-C	F K 1832		D7HZ 7A101-B	F A 2655	C3TZ	7B410-A
F 1565		C8TZ 7564-A	F K 1833		D7HZ 7A101-A	F A 2670	C1TZ	7153-C
F K 1565		D4HZ 7312-D	F K 1847		D4HZ 7A079-A	F A 2672	C1TZ	7153-D
F K 1566		D6TZ 7B435-A	F K 1854		E4HZ 7C391-G	F 2857	C1TT	7219-A
F K 1567		C6TZ 7B332-B	F K 1856		E4HZ 7C391-H	F A 2874	C1TZ	7111-D
F S 1576		E8HZ 7222-B	F K 1861		E4HZ 7C391-J	F A 2886	C1TT	7101-D
F K 1597		DOHZ 7100-C	F K 1862		E4HZ 7C391-K	F 2939	B8QH	7817-A
F K 1598		D4HZ 7113-D	F A 1876		B8QH 7304-A	F A 2994	C3TZ	7D292-A
F K 1599		D4HZ 7113-F	F A 1883		C1TT 7101-A	F A 3154	C6TZ	7A044-A
F K 1602		D5HZ 7D292-A	F 1884		C6TZ 7E189-A	F A 3167	C6TZ	7505-C
F S 1607		E3HZ 7L288-A	F K 1925		E2HZ 7111-A	F A 3169	C1TT	7505-A
F S 1613		E1HZ 7222-D	F K 1931		D4HZ 7153-E	F A 3217	C6TZ	7A044-B
F S 1617		E9HZ 7005-C	F K 1932		E7HZ 7918-A	F 3220		371073-S
F A 1620		C1TZ 7176-F	F A 1934		B8QH 7085-A	F A 3226	C1TZ	7B274-B
F A 1621		C1TT 7101-B	F K 1934		C6TZ 7085-R	F 3230	C1TT	7B418-B
F S 1621		E7HZ 7005-B	F K 1937		DOHZ 7085-A	F 3231	C1TT	7B417-A
F A 1622		C1TT 7B266-A	F 1941		C1TT 7B227-B	F 3233	NS	
F A 1623		C1TT 7B267-B	F K 1945		D9HZ 7124-B	F A 3263	C3TZ	7312-A
F K 1630		E1HZ 7203-A	F A 1947		B8QH 7312-A	F A 3266	C7TZ	7241-B
F 1631		374428-S	F K 1947		DOHZ 7B338-C	F A 3268	C7TZ	7240-B
F 1632		374423-S7-8	F K 1948		D4HZ 7B338-B	F TX 3281	E7HZ	7144-A
F S 1632		C8TZ 7222-S	F K 1954		E7HZ 7203-B	F TX 3282	E7HZ	7158-A
F 1634		B8QH 7235-A	F K 1955		E7HZ 7153-B	F 3323	D8HZ	7B577-A
F S 1634		D5HZ 7222-A	F K 1965		E7HZ 7085-B	F TX 3341	E7HZ	7A081-C
F 1638		C1TZ 7155-A	F K 1969		E1HZ 7311-B	F A 3367	C6TZ	7061-L
F K 1640		D1HZ 7061-A	F X12 2003		C3TZ 7A137-A	F A 3400	E1HZ	7505-D
F 1642		C1TT 7185-A	F K 2010		E6HZ 7213-C	F A 3403	C6TZ	7505-A
F K 1644 P1A		E2HZ 7061-E	F K 2011		E7HZ 7153-C	F A 3405	C6TZ	7505-A
F K 1650		D4HZ 7A079-B	F K 2013		E6HZ 7213-E	F A 3406	C3TZ	7B435-A
F K 1654		D9HZ 7124-A	F K 2014		E7HZ 7K285-A	F A 3446	C6TZ	7153-A
F K 1658		D4HZ 7505-D	F K 2015		E6HZ 7213-D	F A 3449	C1TZ	7061-A
F K 1660		DOHZ 7505-A	F K 2016		E7HZ 7016-A	F A 3455	C6TZ	7B220-D
F A 1662		B8QH 7313-A	F K 2027		D7HZ 7A101-A	F A 3456	C6TZ	7B220-E
F K 1670		DOHZ 7158-C	F K 2060		E9HZ 7K084-A	F A 3465	C6TZ	7061-B
F K 1679		D7HZ 7A101-A	F K 2061		E8HZ 7153-A	F A 3486	C6TZ	7222-A
F K 1680		D7HZ 7A101-B	F K 2065		E7HZ 7C391-A	F A 3502	C1TZ	7061-B
F A 1682		C1TT 7B410-A	F K 2079		E9HZ 7311-A	F A 3546	C5TZ	7312-A
F 1684		B9TT 7166-C	F K 2106		E9HZ 7K084-A	F A 3547	C5TZ	7D292-A
F K 1685		D4HZ 7113-D	F K 2110		E9HZ 7153-A	F A 3561	C8TZ	7A044-A
F K 1699		D5HZ 7D292-A	F K 2112		E7HZ 7153-C	F A 3562	C8TZ	7A044-B
F K 1774		D4HZ 7085-A	F K 2116		E6HZ 7B331-A	F 3566	C1TT	7B420-D
F K 1775		C6TZ 7085-B	F K 2134		D6TZ 7203-A	F A 3574	C8TZ	7505-A
F A 1780		C1TZ 7222-A	F K 2163		D6TZ 7203-B	F A 3593	C4TZ	7061-B
F K 1780		D4HZ 7153-C	F K 2164		D6TZ 7203-C	F A 3595	C5TZ	7B435-A
F A 1781		C1TT 7B265-A	F K 2170		E9HZ 7B265-A	F A 3615	C6TZ	7005-A
F K 1781		D6HZ 7153-B	F A 2177		C1TT 7101-C	F A 3637	C4TZ	7061-E
F K 1782		E7HZ 7153-A	F 2237		C7TZ 7A002-B	F A 3639	C5TZ	7B435-B
F K 1783		C6TZ 7153-A	F A 2237		C1TZ 7176-E	F A 3655	C3TZ	7305-A
F K 1784		D4HZ 7153-B	F 2271		B8QH 7221-A		C5TZ	7305-D
F K 1786		E2HZ 7A079-B	F A 2283		C1TZ 7B339-A	F A 3656	C5TZ	7D292-B

**1980/
FORD TRUCK PARTS**

FULLER (AND MERGED CLARK) TRANSMISSION and RELATED PART NUMBERS

C O D E	VENDOR PART NUMBER	FORD PART NUMBER	C O D E	VENDOR PART NUMBER	FORD PART NUMBER	C O D E	VENDOR PART NUMBER	FORD PART NUMBER
F	A 3662	C5TZ 7173-K	F	A 3989	D0HZ 7005-B	F	A 4410	D5HZ 7358-B
F	A 3663	C5TZ 7173-J	F	A 3990	D0HZ 7B220-F	F	A 4411	D5HZ 7358-A
F	A 3676	C1TZ 7505-F	F	A 3991	D0HZ 7D292-A	F	A 4413	D5HZ 7061-A
F	A 3679	C8TZ 7B220-A	F	A 3995	C1TZ 7153-D	F	A 4414	D5HZ 7061-B
F	A 3680	D4HZ 7505-D	F	A 3998	D0HZ 7113-G	F	A 4416	C6TZ 7A044-A
F	A 3684	C8TZ 7B220-B	F	A 4024	D7TZ 7548-A	F	4418	C1TT 7B226-A
F	A 3691	C1TZ 7505-G	F	A 4030	D0HZ 7B331-A	F	A 4421	D8HZ 7113-C
F	A 3692	D0HZ 7153-A	F	A 4039	D0HZ 7113-H	F	A 4479	D8HZ 7505-A
F	A 3697	C6TZ 7B220-D	F	A 4041	D0HZ 7330-A	F	A 4480	D8HZ 7505-B
F	A 3700	D4HZ 7505-F	F	A 4046	D4HZ 7165-B	F	A 4487	D5HZ 7312-B
F	3-4 3701	B9T 7089-B	F	A 4048	C9TZ 7505-A	F	A 4490	D8HZ 7213-D
F	A 3710	USE A3711	F	A 4074	D4HZ 7961-A	F	A 4491	D8HZ 7312-C
F	A 3711	E1HZ 7505-C	F	A 4091	D1HZ 7061-A	F	A 4493	D8HZ 7312-B
F	A 3711	E1HZ 7505-C	F	A 4092	D4HZ 7B284-A	F	A 4495	D8HZ 7505-E
F	A 3713	D4HZ 7505-F	F	A 4094	D1HZ 7061-B	F	4504	B8QH 7162-B
F	A 3720	C6TZ 7005-E	F	A 4096	D4HZ 7177-B	F	A 4519	D8HZ 7177-F
F	A 3722	D5HZ 7505-A	F	A 4099	D0HZ 7113-B	F	A 4520	D8HZ 7111-A
F	A 3723	D5HZ 7505-A	F	A 4100	D0HZ 7100-C	F	A 4521	D8HZ 7177-E
F	A 3724	C9TZ 7505-A	F	A 4101	D4HZ 7061-E	F	4530	B8QH 7203-A
F	A 3736	D0HZ 7B284-A	F	A 4105	D4HZ 7005-D	F	A 4551	D8HZ 7505-G
F	A 3746	D0HZ 7005-C	F	A 4110	D2HZ 7177-B	F	A 4552	D8HZ 7505-F
F	A 3776	B8QH 7219-A	F	A 4113	D4HZ 7005-C	F	A 4560	D8HZ 7111-B
F	A 3777	B8QH 7235-A	F	A 4114	D0HZ 7061-G	F	A 4588	E1HZ 7113-A
F	A 3782	C6TZ 7030-A	F	A 4118	D4HZ 7213-A	F	A 4613	E1HZ 7113-B
F	A 3784	C6TZ 7064-C	F	A 4119	D3HZ 7312-A	F	A 4639	E2HZ 7113-N
F	A 3787	C6TZ 7119-A	F	A 4123	D4HZ 7061-F	F	A 4659	E2HZ 7113-M
F	A 3789	C6TZ 7162-C	F	A 4126	D3HZ 7177-B	F	4670	C4TZ 7219-A
F	A 3794	C6TZ 7B362-A	F	A 4127	D7HZ 7111-A	F	A 4683	E1HZ 7A044-A
F	A 3796	C6TZ 7B411-B	F	A 4128	D2HZ 7177-A	F	A 4687	C5TZ 7D292-A
F	A 3797	C6TZ 7B411-C	F	A 4134	D4HZ 7113-D	F	A 4688	D0HZ 7D292-A
F	3803	C6TZ 7223-D	F	A 4137	D0HZ 7005-B	F	A 4705	E2HZ 7135-B
F	A 3813	D0HZ 7213-C	F	A 4144	D2TZ 7061-C	F	A 4716	E2HZ 7111-A
F	A 3825	C8TZ 7061-H	F	A 4145	D1HZ 7306-A	F	A 4722	E2HZ 7113-J
F	3830	C6TZ 7051-C	F	A 4152	D1TZ 7B331-A	F	A 4723	E2HZ 7113-K
F	3837	NS			D1TZ 7B331-B	F	A 4725	E2HZ 7113-G
F	A 3842	C8TZ 7017-L	F	A 4165 S	D1HZ 7312-A	F	A 4727	E2HZ 7113-F
F	A 3846	C9TZ 7061-A	F	A 4194	D4HZ 7A044-A	F	A 4728	E2HZ 7113-P
F	A 3865	C8TZ 7505-C	F	A 4196	D2HZ 7306-A	F	A 4729	E2HZ 7135-A
F	A 3870	C8TZ 7064-C	F	A 4204	C6TZ 7113-B	F	A 4736	E2HZ 7061-F
F	A 3871	C8TZ 7051-A	F	A 4208	D2HZ 7A508-A	F	A 4738	E2HZ 7061-E
F	A 3873	C8TZ 7B270-A	F	A 4209	D1HZ 7A508-B	F	A 4740	E1HZ 7B265-A
F	A 3874	C8TZ 7162-C	F	A 4210	D1HZ 7A508-A	F	A 4817	E2HZ 7113-H
F	A 3875	C8TZ 7162-B	F	A 4263	D2TZ 7177-E	F	A 4818	E2HZ 7113-S
F	A 3876	C8TZ 7162-A	F	A 4269	D2HZ 7203-A	F	A 4819	E2HZ 7113-L
F	A 3877	C8TZ 7030-C	F	A 4308	D4HZ 7A079-B	F	A 4820	E2HZ 7113-R
F	A 3878	C8TZ 7030-B	F	A 4328	D4HZ 7113-B	F	A 4906	E7HZ 7142-D
F	A 3896	D0HZ 7113-B	F	A 4330	D0HZ 7113-B	F	A 4907	E7HZ 7100-D
F	A 3897	D0HZ 7061-C	F	A 4333	D8HZ 7113-D	F	A 4918	E4HZ 7144-A
F	A 3919	D0HZ 7505-A	F	A 4334	D4HZ 7113-G	F	A 4937	E7HZ 7A044-A
F	A 3926	D0HZ 7B009-A	F	A 4335	E1HZ 7177-C	F	A 4938	D6HZ 7A044-A
F	A 3930	D4HZ 7505-D	F	A 4341	D6HZ 7113-C	F	A 4957	E2HZ 7113-G
F	A 3932	D0HZ 7505-A	F	A 4342	D6HZ 7505-B	F	A 4982	E4HZ 7A044-A
F	A 3956	C6TZ 7153-A	F	A 4344	D6HZ 7505-A	F	A 4982	E4HZ 7A044-A
F	A 3960	D5HZ 7005-B	F	A 4354	D5HZ 7312-B	F	A 4983	E4HZ 7A044-B
F	A 3965	D0HZ 7358-M	F	A 4376	D5HZ 7312-C	F	A 4989	E7HZ 7B220-A
F	A 3971	D4HZ 7358-E	F	A 4386	E7HZ 7505-E	F	A 4991	E7HZ 7113-D
F	A 3985	D0HZ 7358-M	F	A 4388	D6HZ 7A044-A	F	A 4992	E7HZ 7124-D
F	A 3988	D0HZ 7006-A	F	A 4389	E1HZ 7061-B	F	A 4993	E7HZ 7124-E

**1980/
FORD TRUCK PARTS**

FULLER (AND MERGED CLARK) TRANSMISSION and RELATED PART NUMBERS

C O D E	VENDOR PART NUMBER	FORD PART NUMBER	C O D E	VENDOR PART NUMBER	FORD PART NUMBER	C O D E	VENDOR PART NUMBER	FORD PART NUMBER
F	A 4994	E7HZ 7124-F			374200-S	F	8547	C1TT 7C014-A
F	A 5003	E7HZ 7R360-A	F	5877	C6TZ 7181-A	F	8548	C1TT 7C012-A
F	A 5004	E7HZ 7505-B	F	5879	74115-S	F	8654	C6TZ 7069-B
F	A 5008	E7HZ 7A081-A	F	5946	C1TT 17288-B	F	8673	C1TT 7B221-B
F	A 5009	E7HZ 7L183-B	F	5966	DOHZ 7C207-B	F	8674	C1TT 7B221-A
F	A 5011	E7HZ 7K487-A	F	5968	B8QH 7120-B	F	8677	C6TZ 7508-B
F	A 5012	E7HZ 7K410-A	F	6164	E1HZ 7B416-A	F	86D8	55753-S2
F	A 5021	E7HZ 7017-F	F	6218	C1TT 7064-F	F	8774	E7HZ 7234-A
F	A 5022	E9HZ 7017-A	F	6231	C1TT 7B220-C	F	8795	C6TZ 7117-D
F	A 5030	E7HZ 7111-A	F	6333	B8QH 7117-C	F	8830	C1TT 7006-A
F	A 5067	E8HZ 7505-A	F	6334	B8QH 7117-D	F	8832	C1TT 7240-A
F	A 5070	E7HZ 7135-B	F	6341	C1TT 7B220-A	F	8836	C1TT 7358-A
F	A 5071	E7HZ 7140-B	F	6392	B8QH 7219-A	F	8838	C1TT 7231-N
F	A 5093	E7HZ 7B220-B	F	6488	E7HZ 7127-A	F	8840	C1TT 7222-A
F	A 5101	E8HZ 7231-A	F	6488	C1TT 7118-C	F	8842	C1TT 7411-A
F	A 5121	E9HZ 7089-A	F	6541	E1HZ 7221-A	F	8845	C1TT 7142-A
F	A 5135	E7HZ 7085-H	F	6579	374423-S7-8	F	8846	C1TT 7482-A
F	A 5156	E9HZ 7R286-A	F	6716	74119-S	F	8847	C1TT 7140-A
F	A 5157	E8HZ 7111-A	F	7394	C6TZ 7086-G	F	8848	C1TT 7100-A
F	A 5158	E9HZ 7111-A	F	7409	B8QH 7245-B	F	8855	C1TT 7137-B
F	A 5159	E9HZ 7B283-A	F	7428	C6TZ 7936-A	F	8857	C1TT 7051-A
F	A 5160	E9HZ 7R385-A	F	7454	C1TT 7195-F	F	8858	C2TZ 7045-A
F	A 5161	E9HZ 7B265-A	F	7456	C6TZ 7050-H	F	8859	C1TT 7B041-A
F	A 5176	E9HZ 7C035-A	F	7457	C2TZ 7120-C	F	8862	C1TT 7223-A
F	A 5190	E7HZ 7089-H	F	7484	C6TZ 7135-A	F	8863	C1TT 7B224-A
F	A 5192	E7HZ 7089-R	F	7512	C6TZ 7A283-A	F	8864	374426-S
F	A 5198	E7HZ 7B009-A	F	7548	C1TT 7B334-A	F	8865	C1TT 7B222-A
F	A 5200	E7HZ 7124-A	F	7710	C1TZ 7105-A	F	8866	C1TT 7B223-A
F	A 5200	E7HZ 7124-H	F	7766	C6TZ 7B220-J	F	8867	C1TT 7195-A
F	A 5207	E7HZ 7505-D	F	7835	B8QH 7120-A	F	8874	C1TT 7117-A
F	A 5212	E7HZ 7231-C	F	7869	C1TT 7B219-A	F	8875	C1TT 7A112-A
F	A 5214	E7HZ 7124-J	F	7935	D1TZ 7034-A	F	8878	C1TT 7B371-A
F	A 5215	E7HZ 7124-K	F	7992	B8QH 17323-A	F	8879	C1TZ 7118-A
F	A 5220	E7HZ 7279-D	F	8062	B8QH 7045-A	F	8881	C1TT 7127-E
F	A 5224	E7HZ 7B009-D	F	8144	C1TT 7B196-A	F	8932	C6TZ 7288-E
F	A 5230	E7HZ 7279-C	F	8270	B8QH 7155-A	F	8951	C6TZ 7223-E
F	A 5231	E7HZ 7279-C	F	8336	B8QH 7198-B	F	8957	C6TZ 7051-E
F	A 5233	E7HZ 7124-L	F	8337	B8QH 7198-A	F	8959	C6TZ 7063-B
F	5242	C1TT 7B369-C	F	8447	C6TZ 7050-K	F	8963	C1TT 7137-E
F	5243	C6TZ 7118-A	F	8448	C6TZ 7051-D	F	8967	C1TT 7232-C
F	A 5244	E8HZ 7306-A	F	8449	C6TZ 7063-A	F	8968	B8QH 7245-A
F	A 5246	E7HZ 7124-C	F	8458	C6TZ 7933-A	F	8997	C1TT 7045-A
F	A 5254	E7HZ 7124-B	F	8462	C6TZ 7117-A	F	9017	C1TT 7B336-A
F	A 5262	E9HZ 7089-B	F	8463	C6TZ 7117-B	F	9029	C1TT 7050-B
F	A 5264	E9HZ 7089-D	F	8464	C6TZ 7117-C	F	9169	C1TT 7288-A
F	A 5317	E9HZ 7113-B	F	8467	C6TZ 7086-H	F	9179	C1TT 7235-B
F	A 5320	E8HZ 7289-A	F	8468	C6TZ 7111-E	F	9207	C1TT 7118-G
F	A 5321	E8HZ 7230-A	F	8471	C6TZ 7050-J	F	9307	C1TT 7505-C
F	A 5333	E8HZ 7085-A	F	8472	C6TZ 7944-D	F	9320	C6TZ 7005-H
F	5398	B8QH 7178-A	F	8473	C6TZ 7240-H	F	9493	B8QH 7062-A
F	5411	B8QH 7051-A	F	8474	C6TZ 7241-G	F	9503	B8QH 7231-B
F	A 5412	E8HZ 7089-G	F	8475	C6TZ 7222-F	F	9526	B8QH 7223-A
F	5418	C6TZ 7B420-A	F	8477	C6TZ 7B041-A	F	9532	B8QH 7236-A
F	5549	B8QH 7234-A	F	8489	C6TZ 7158-D	F	9535	B8TZ 7B334-A
F	5796	E7HZ 7B196-A	F	8490	C6TZ 7111-F	F	9537	B8QH 7288-A
F	5822	C1TT 7178-A	F	8544	C6TZ 7E191-A	F	9538	B8QH 7238-A
F	5869	378912-S	F	8545	C6TZ 7E190-A	F	9558	C1TT 7B335-A
F	5872	C6TZ 7195-A	F	8546	C1TT 7C013-H	F	9563	C1TT 7A628-B

**1980/
FORD TRUCK PARTS**

FULLER (AND MERGED CLARK) TRANSMISSION and RELATED PART NUMBERS

C O D E	VENDOR PART NUMBER	FORD PART NUMBER	C O D E	VENDOR PART NUMBER	FORD PART NUMBER	C O D E	VENDOR PART NUMBER	FORD PART NUMBER
F	9573	C6TZ 7222-E	F	10459	B8QH 7307-A	F	10905	B8QH 7241-B
F	9598	C8TZ 7A283-A	F	10501	B8QH 7119-A	F	10906	B8QH 7242-A
F	9726	B8QH 7117-B	F	10534	371094-S	F	10J14	353086-S
F	9727	B8QH 7176-A	F	10610	C1TT 7A060-B	F	11003	B8QH 7320-A
F	9731	B8QH 7105-A	F	10616	C1TT 7223-E	F	11007	B8TZ 7C039-A
F	9732	B8QH 7177-A	F	10619	C1TT 7B353-A	F	11012	B8QH 7321-A
F	9733	B8QH 7142-A	F	10621	C1TT 7177-H	F	11013	B8QH 7322-A
F	9734	C7TZ 7A147-A	F	10622	C1TT 7A066-B	F	11041	C1TT 7B285-A
F	9734	B8QH 7148-A	F	10626	C1TT 7B333-A	F	11046	C1TT 7113-J
F	9736	B8QH 7140-A	F	10627	C1TT 7111-D	F	11047	C1TT 7112-F
F	9737	B8QH 7183-B	F	10645	C1TT 7B283-A	F	11053	C1TT 7C090-A
F	9738	B8QH 7183-A	F	10646	7EQ 4625-A	F	11054	C1TT 7C089-A
F	9739	B8QH 7144-A	F	10661	C1TT 7289-A	F	11056	C2TZ 7017-A
F	9742	B8QH 7189-A	F	10671	B8QH 7235-B	F	11057	C1TT 7017-G
F	9747	B8QH 7279-A	F	10672	B8QH 7235-C	F	11166	B8QH 7320-B
F	9748	B8QH 7230-A	F	10673	B8QH 7316-B	F	11167	B8QH 7324-A
F	9749	B8QH 7232-A	F	10679	C1TT 7B225-A	F	11214	C1TT 7B338-A
F	9750	B8QH 7113-A	F	10700	C1TT 7006-B	F	11229	C1TT 7731-A
F	9753	B8QH 7410-A	F	10701	C1TT 7B220-B	F	11253	C1TT 7222-D
F	9754	B8QH 7093-A	F	10703	C1TT 7173-A	F	11254	C1TT 7B346-A
F	9755	B8QH 7409-A	F	10704	C1TT 7173-B	F	11278	C1TT 7006-H
F	9757	B8QH 7482-A	F	10705	C1TT 7144-A	F	11364	D4HZ 7064-D
F	9767	C1TT 7334-A	F	10707	C1TT 7231-A	F	11428	B8QH 7012-A
F	9768	C1TT 7241-A	F	10708	C1TT 7289-B	F	11429	B8QH 7344-A
F	9918	C1TT 7112-C	F	10709	C1TT 7103-E	F	11445	B8QH 7017-A
F	9924	B8QH 7240-A	F	10710	C1TT 7140-D	F	11447	B8QH 7210-A
F	9925	B8TZ 7B335-A	F	10711	C1TT 7223-D	F	11452	C1TZ 7564-B
F	9926	B8QH 7936-A	F	10712	C1TT 7177-C	F	11453	D0HZ 7564-A
F	9927	B8QH 7030-A	F	10713	C1TT 7232-H	F	11475	C1TT 7181-A
F	9928	B8QH 7030-B	F	10715	C1TT 7142-C	F	11494	C1TT 7103-C
F	9929	B8QH 7273-A	F	10716	C1TT 7100-B	F	11495	C1TT 7B218-C
F	9930	B8QH 7231-A	F	10717	C1TT 7111-E	F	11496	B8QH 7345-A
F	9932	B8QH 7332-A	F	10720	C1TT 7B218-B	F	11629	C6TZ 7165-A
F	9933	B8QH 7119-B	F	10724	C1TT 7222-C	F	11634	C6TZ 7166-A
F	9934	B8QH 7931-A	F	10725	C1TT 7069-A	F	11639	B8QH 7061-B
F	9935	B8QH 7111-A	F	10726	C1TT 7B176-D	F	11733	B8QH 7087-A
F	9936	B8QH 7086-B	F	10727	C1TZ 7195-A	F	11751	B8QH 7315-A
F	9940	B8QH 7117-E	F	10728	C1TZ 7051-A	F	11897	B8QH 7222-A
F	9941	B8QH 7177-B	F	10730	C1TT 7115-B	F	11900	B8QH 7017-G
F	9942	B8QH 7162-A	F	10731	C1TT 7B286-A	F	11956	C6TZ 7B364-A
F	10009	C6TZ 7050-G	F	10732	B8QH 7316-A	F	12008	B8QH 7232-C
F	10019	B8QH 7247-A	F	10733	B8QH 7314-A	F	12037	C1TT 7A628-A
F	10025	B8QH 7311-A	F	10737	B8QH 7196-A	F	12053	C1TT 7006-J
F	10038	C1TT 7B345-A	F	10738	B8QH 7137-A	F	12055	C1TT 7505-A
F	10084	B8QH 7333-A	F	10739	B8QH 7117-A	F	12128	C8TZ 7B364-A
F	10085	B8QH 7006-B	F	10743	C6TZ 7051-B	F	12350	C1TT 7B354-A
F	10164	C6TZ 7193-A	F	10769	C1TT 7B274-B	F	12351	C0TT 7B255-A
F	10200	B8QH 7306-A	F	10796	C1TT 7B418-A	F	12354	C1TT 7086-D
F	10220	B8QH 7061-A	F	10826	C6TZ 7B333-A	F	12366	B9T 7050-C
F	10221	B8QH 7029-A	F	10838	C1TT 7B227-A	F	12368	B9T 7050-D
F	10225	B8QH 7210-B	F	10838	C1TT 7B227-A	F	12422	C6TZ 7135-B
F	10266	C1TT 7B073-B	F	10839	C1TT 7B228-A	F	12433	C1TT 7006-K
F	10289	C1TT 7B420-C	F	10839	C1TT 7B228-A	F	12487	C6TZ 7A063-A
F	10351	B8QH 7101-A	F	10874	B8QH 7223-B	F	12506	C1TT 7061-A
F	10427	B8QH 7220-A	F	10875	B8QH 7006-A	F	12508	C1TT 7061-C
F	10429	C1TT 7230-A	F	10893	C1TT 7240-B	F	12597	C6TZ 7B420-B
F	10431	C1TT 7B334-B	F	10894	C1TT 7241-B	F	12629	C1TZ 7195-B
F	10457	C1TT 7C083-A	F	10904	B8QH 7241-A	F	12630	C1TZ 7051-B

**1980/
FORD TRUCK PARTS**

FULLER (AND MERGED CLARK) TRANSMISSION and RELATED PART NUMBERS

C O D E	VENDOR PART NUMBER		FORD PART NUMBER		C O D E	VENDOR PART NUMBER		FORD PART NUMBER		C O D E	VENDOR PART NUMBER		FORD PART NUMBER	
F	12639	E7HZ	7A247-A	F	13587	C4TZ	7117-A	F	G 14153	C4TZ	7B266-C			
F	12664	C1TT	7120-D	F	13588	C4TZ	7112-B	F	G 14154	C4TZ	7B267-C			
F	12706	C6TZ	7193-B	F	13589	C4TZ	7230-A	F	G 14155	C4TZ	7176-E			
F	G 12708	C6TZ	7101-D	F	13590	C4TZ	7289-C	F	G 14156	C4TZ	7101-E			
F	G 12709	C6TZ	7A079-C	F	13591	C4TZ	7103-A	F	14157	C4TZ	7100-E			
F	12742	C1TT	7177-A	F	13592	C4TZ	7B218-A	F	14158	C4TZ	7103-D			
F	12743	C1TT	7113-A	F	13593	C4TZ	7061-B	F	14159	C4TZ	7B161-C			
F	12745	C1TT	7017-D	F	13594	C4TZ	7177-A	F	G 14163	C4TZ	7B267-E			
F	12751	C3TZ	7A702-A	F	13596	C4TZ	7B161-A	F	G 14164	C4TZ	7176-F			
F	12788	D0HZ	7C207-A	F	13597	C4TZ	7017-J	F	G 14165	C4TZ	7101-F			
F	12815	C6TZ	7508-A	F	13600	C4TZ	7142-B	F	14180	C4TZ	7C037-A			
F	12820	C1TT	7230-B	F	13638	C1TT	7118-G	F	14191	C3TZ	7D297-A			
F	12821	C1TT	7334-B	F	G 13670	C4TZ	7101-A	F	14198	C3TZ	7D298-A			
F	12845		379827-S	F	13671	C4TZ	7137-B	F	14202	C3TZ	7D290-A			
F	12855	C1TT	7103-F	F	G 13672	C4TZ	7176-B	F	14256	C4TZ	7240-B			
F	12894	C1TT	7B218-A	F	13673	C4TZ	7113-C	F	14257	C4TZ	7241-C			
F	12905	C3TZ	7210-AJ	F	13710	C3TZ	7B334-A	F	14258	C4TZ	7334-B			
F	13024	C6TZ	7B362-C	F	13748	C4TZ	7017-E	F	14259	C4TZ	7B416-A			
F	13032	C1TT	7B161-A	F	13749	C4TZ	7103-B	F	14267	C6TZ	7050-A			
F	13070	C6TZ	7005-D	F	G 13750	C4TZ	7B267-D	F	14273	C6TZ	7173-A			
F	13169	USE	8287	F	G 13751	C4TZ	7101-D	F	14274	C6TZ	7173-B			
F	13187	C1TZ	7085-B	F	13752	C4TZ	7103-C	F	14275	C6TZ	7173-C			
F	13231	C1TT	7085-D	F	13753	C4TZ	7B218-B	F	14276	C6TZ	7173-D			
F	13232	C1TT	7086-G	F	G 13754	C4TZ	7176-D	F	14277	C6TZ	7173-E			
F	G 13239	C6TZ	7101-E	F	G 13755	C4TZ	7100-H	F	14278	C6TZ	7173-F			
F	13240	C6TZ	7061-N	F	13756	C4TZ	7100-F	F	14279	C6TZ	7173-G			
F	13242	C6TZ	7193-C	F	13779	C1TZ	7111-D	F	14280	C6TZ	7142-A			
F	13243	C6TZ	7817-B	F	13788	D0HZ	7B332-B	F	14281	C6TZ	7140-A			
F	13244	C6TZ	7177-F	F	13789	D0HZ	7207-A	F	14282	C6TZ	7728-A			
F	13245	C6TZ	7017-H	F	13790	D0HZ	7810-A	F	14283	C6TZ	7482-A			
F	13246	C6TZ	7158-C	F	G 13836	C4TZ	7B267-B	F	14284	C6TZ	7101-B			
F	13249	C6TZ	7230-F	F	G 13837	C4TZ	7101-B	F	14285	C6TZ	7177-A			
F	13250	C6TZ	7005-G	F	G 13838	C4TZ	7176-G	F	14286	C6TZ	7162-A			
F	13252	C6TZ	7A079-B	F	13839	C4TZ	7112-A	F	14287	C6TZ	7B369-A			
F	13253	C6TZ	7231-H	F	13840	C4TZ	7137-A	F	14289	C6TZ	7064-A			
F	13254	C6TZ	7E191-B	F	13841	C4TZ	7113-B	F	14291	C6TZ	7064-B			
F	13255	C6TZ	7E190-B	F	13857	C6TZ	7230-E	F	14293	C6TZ	7113-A			
F	13256	C6TZ	7241-F	F	13858	C6TZ	7231-J	F	14295	C6TZ	7137-A			
F	13257	C6TZ	7240-G	F	G 13871	C6TZ	7103-C	F	14297	C6TZ	7144-A			
F	13285	C1TT	7061-E	F	13872	C6TZ	7111-D	F	14299	C6TZ	7177-B			
F	13296	C6TZ	7061-P	F	13873	C2TZ	7050-A	F	14300	C6TZ	7111-A			
F	13304	B8QH	7100-A	F	13874	C2TZ	7B420-A	F	14301	C6TZ	7085-A			
F	13432	C3TZ	7A060-B	F	13875	C1TT	7B336-A	F	14303	C6TZ	7177-C			
F	G 13446	C1TZ	7176-G	F	G 13876	C3TZ	7176-C	F	14305	C6TZ	7100-A			
F	13468	C1TT	7505-A	F	13941	C4TZ	7B416-B	F	14306	C6TZ	7195-B			
F	13476	C4TZ	7120-A	F	13948	C7TZ	7228-A	F	14307	C6TZ	7144-B			
F	13488	D0HZ	7B332-B	F	13949	C7TZ	7C228-A	F	14310	C6TZ	7A619-A			
F	13535	C3TZ	7B339-A	F	13950	C7TZ	7203-A	F	14311	C6TZ	7051-A			
F	13537	C4TZ	7482-B	F	13951	C7TZ	7220-B	F	14314	C6TZ	7119-A			
F	13538	C4TZ	7728-B	F	13956	C1TT	7006-J	F	14315	C6TZ	7B220-A			
F	13570	C3TZ	7112-A	F	13960	C1TT	7006-B	F	14316	C6TZ	7B220-B			
F	13571		87053-S	F	13961	C1TT	7006-H	F	14317	C6TZ	7030-A			
F	G 13575	C4TZ	7B267-A	F	13962	C9TZ	7006-B	F	14319	C6TZ	7113-B			
F	G 13576	C4TZ	7B266-A	F	G 14060	C4TZ	7B410-A	F	14320	C6TZ	7061-A			
F	13581	C4TZ	7B176-A	F	14086	C4TZ	7166-A	F	14321	C6TZ	7162-B			
F	13582	C4TZ	7B219-A	F	14110	C4TZ	7017-F	F	14325	C6TZ	7B338-A			
F	13584	C4TZ	7B221-A	F	14151	C6TZ	7017-G	F	14326	C6TZ	7101-A			
F	13585	C4TZ	7100-C	F	14152	C4TZ	7017-G	F	14327	C6TZ	7A628-A			

**1980/
FORD TRUCK PARTS**

FULLER (AND MERGED CLARK) TRANSMISSION and RELATED PART NUMBERS

C O D E	FORD PART NUMBER		C O D E	FORD PART NUMBER		C O D E	FORD PART NUMBER	
	VENDOR	FORD		VENDOR	FORD		VENDOR	FORD
F	14330	C6TZ 7B334-A	F	14635	D4HZ 7A002-A	F	14784	C6TZ 7B284-A
F	14331	C6TZ 7B334-C	F	14636	C6TZ 7B334-E	F	14786	C6TZ 7316-A
F	14332	C6TZ 7B334-B	F	14640	C6TZ 7B284-B	F	14799	C6TZ 7C035-A
F	14334	C6TZ 7B362-A	F	14641	C6TZ 7241-C	F	14800	C6TZ 7C035-B
F	14335	C6TZ 7B343-A	F	14642	C6TZ 7B283-B	F	14818	C3TZ 7D289-B
F	14337	C6TZ 7918-A	F	14643	C6TZ 7233-B	F	14819	C6TZ 7222-D
F	14338	C6TZ 7B283-A	F	14644	C6TZ 7B411-B	F	14820	C6TZ 7230-D
F	14339	C6TZ 7241-A	F	14645	C6TZ 7B411-C	F	14821	C6TZ 7241-E
F	14341	C6TZ 7233-A	F	14646	C6TZ 7B338-B	F	14822	C6TZ 7231-F
F	14344	C6TZ 7288-A	F	14651	C7TZ 7D142-A	F	14823	C6TZ 7241-D
F	14345	C6TZ 7288-B	F	14654	C6TZ 7B341-A	F	14824	C6TZ 7231-G
F	14347	C6TZ 7B228-A	F	14655	C6TZ 7100-B	F	14825	C6TZ 7240-F
F	14349	C6TZ 7B228-B	F	14656	C6TZ 7102-A	F	14826	C6TZ 7232-A
F	14352	C6TZ 7358-A	F	14657	C6TZ 7231-A	F	14835	C6TZ 7176-C
F	14353	C6TZ 7358-B	F	14658	C6TZ 7230-A	F	14836	C6TZ 7176-D
F	14354	C6TZ 7358-C	F	14659	C6TZ 7230-B	F	14862	C6TZ 7A079-A
F	14360	C6TZ 7B104-A	F	14661	C6TZ 7017-A	F	14863	C6TZ 7B220-C
F	14361	C6TZ 7A507-A	F	14664	C9TZ 7A059-A	F	14865	C6TZ 7061-B
F	14362	C6TZ 7311-A	F	14692	C6TZ 7B274-A	F	14867	C1TZ 7173-A
F	14364	C6TZ 7314-A	F	14693	C1TZ 7A060-B	F	14868	C1TZ 7173-B
F	14365	C6TZ 7065-B	F	14704	E7HZ 7B364-A	F	14869	C1TZ 7061-A
F	14366	C6TZ 7127-A	F	14707	C6TZ 7140-B	F	14882	C6TZ 7177-G
F	14367	C6TZ 7118-B	F	14708	C6TZ 7085-J	F	14886	C6TZ 7144-C
F	14371	C6TZ 7198-A	F	14709	C6TZ 7103-B	F	14889	C6TZ 7137-C
F	14373	E0TZ 7E290-A	F	14710	C6TZ 7061-L	F	14890	C6TZ 7B340-C
F	14385	C1TZ 7B274-B	F	14711	D8HZ 7069-A	F	14891	C6TZ 7112-B
F	14423	C1TT 7103-C	F	14711	C6TZ 7069-A	F	14892	C6TZ 7B267-B
F	14446	C4TZ 7240-C	F	14712	C6TZ 7173-H	F	14897	C6TZ 7B294-A
F	14447	C4TZ 7241-B	F	14717	C6TZ 7195-D	F	14908	C8TZ 7358-F
F	14448	C4TZ 7334-A	F	14718	C6TZ 7181-H	F	14909	C8TZ 7334-A
F	14453	B7A 8287-A	F	14719	C6TZ 7142-C	F	14910	C8TZ 7241-E
F	14486	C6TZ 7158-A	F	14720	C6TZ 7113-E	F	14912	C8TZ 7232-C
F	14487	C6TZ 7158-B	F	14723	C6TZ 7223-C	F	14913	C8TZ 7232-B
F	14488	C6TZ 7B340-A	F	14724	C6TZ 7086-F	F	14914	C6TZ 7231-B
F	14491	C6TZ 7142-B	F	14725	C6TZ 7B267-A	F	14915	C6TZ 7231-C
F	14505	C1TZ 7A060-A	F	14731	C6TZ 7B220-F	F	14918	C6TZ 7223-A
F	14507	C6TZ 7564-A	F	14732	C6TZ 7B220-G	F	14950	C5TZ 7173-K
F	14519	C4TZ 7B161-B	F	14734	C6TZ 7100-H	F	14951	C5TZ 7173-K
F	14525	C3TZ 7D289-A	F	14735	C6TZ 7482-B	F	14952	C5TZ 7173-J
F	14540	C7TZ 7B013-A	F	14736	C6TZ 7155-B	F	14953	C5TZ 7173-J
F	14575	C6TZ 7165-B	F	14737	C6TZ 7B340-B	F	14956	C6TZ 7061-G
F	14590	C6TZ 7005-A	F	14739	C6TZ 7B220-H	F	14960	C6TZ 7B332-A
F	14613	C4TZ 7100-B	F	14741	C6TZ 7137-B	F	14961	C6TZ 7085-B
F	14614	C4TZ 7183-D	F	14745	C6TZ 7017-D	F	14962	C6TZ 7086-B
F	14615	C4TZ 7196-C	F	14746	C6TZ 7112-A	F	14963	C6TZ 7B332-B
F	14616	C4TZ 7176-C	F	14747	C6TZ 7177-E	F	14974	D0HZ 7E242-A
F	14620	C6TZ 7101-C	F	14748	C6TZ 7142-D	F	14975	D0HZ 7E242-B
F	14621	C6TZ 7288-D	F	14749	C6TZ 7173-J	F	14993	C6TZ 7064-C
F	14622	C6TZ 7061-H	F	14750	C6TZ 7064-E	F	15011	C6TZ 7064-D
F	14623	C6TZ 7B334-D	F	14754	C6TZ 7B364-B	F	15012	C8TZ 7005-B
F	14624	C6TZ 7162-C	F	14756	C6TZ 7017-E	F	15013	C8TZ 7B332-A
F	14626	C6TZ 7358-D	F	14757	C6TZ 7061-M	F	15014	C8TZ 7085-A
F	14627	C6TZ 7177-D	F	14765	C6TZ 7B411-A	F	15015	C8TZ 7222-C
F	14628	C6TZ 7061-J	F	14766	C6TZ 7A710-A	F	15016	C8TZ 7505-A
F	14629	C6TZ 7061-K	F	14767	C6TZ 7030-B	F	15017	C8TZ 7B284-A
F	14631	C6TZ 7118-D	F	14768	C6TZ 7B284-C	F	15019	D0HZ 7050-C
F	14632	C6TZ 7B228-C	F	14770	C4TZ 7017-H	F	15021	C8TZ 7158-D
F	14634	C6TZ 7B228-D	F	14771	C4TZ 7017-D	F	15027	C8TZ 7177-C

**1980/
FORD TRUCK PARTS**

FULLER (AND MERGED CLARK) TRANSMISSION and RELATED PART NUMBERS								
C O D E	VENDOR PART NUMBER	FORD PART NUMBER	C O D E	VENDOR PART NUMBER	FORD PART NUMBER	C O D E	VENDOR PART NUMBER	FORD PART NUMBER
F	15028	C8TZ 7177-F	F	15134	C8TZ 7482-B	F	15444	C8TZ 7173-A
F	15029	C8TZ 7144-D	F	15169	C8TZ 7728-B	F	15445	C8TZ 7173-B
F	15030	C8TZ 7137-A	F	15177	C8TZ 7B333-A	F	15446	C8TZ 7173-C
F	15031	C8TZ 7113-B	F	15180	C6TZ 7210-J	F	15447	C8TZ 7061-D
F	15032	C8TZ 7100-B	F	15181	C6TZ 7210-K	F	15450	C6TZ 7050-D
F	15033	C8TZ 7144-E	F	15182	C6TZ 7210-L	F	15452	C8TZ 7061-C
F	15034	C8TZ 7142-B	F	15200	C6TZ 7210-AD	F	15453	C8TZ 7101-A
F	15035	C8TZ 7A079-A	F	15201	C6TZ 7210-AC	F	15454	C8TZ 7B334-B
F	15037	C8TZ 7177-D	F	15207	C6TZ 7050-E	F	15483	D4HZ 7505-D
F	15038	C7TZ 7177-E	F	15253	C8TZ 7030-B	F	15505	C8TZ 7195-B
F	15039	C3AZ 7025-B	F	15260	D4HZ 7118-B	F	15506	C8TZ 7358-D
F	15040	51A 7065	F	15276	C7TZ 7034-A	F	15512	D3HZ 7B104-A
F	15041	C8TZ 7118-B	F	15284	C6TZ 7005-F	F	15518	C6TZ 7A079-A
F	15042	C8TZ 7065-B	F	15307	C6TZ 7B274-B	F	15529	E1HZ 7505-C
F	15043	C8TZ 7120-B	F	15313	D0TZ 7052-A	F	15532	C8TZ 7086-C
F	15045	C8TZ 7B369-A	F	15327	C4TZ 7113-F	F	15534	C6TZ 7085-L
F	15046	C8TZ 7030-B	F	G 15328	C4TZ 7176-J	F	15586	C6TZ 2A696-B
F	15047	C8TZ 7064-B	F	15329	C4TZ 7113-G	F	15587	C6TZ 2A696-A
F	15048	C8TZ 7064-C	F	G 15356	C4TZ 7176-H	F	15592	C9TZ 7505-A
F	15049	C8TZ 7162-A	F	15360	C8TZ 7231-E	F	15593	D0HZ 7B603-A
F	15050	C8TZ 7030-C	F	G 15370	C6TZ 7176-A	F	15601	C6TZ 7017-J
F	15052	C8TZ 7162-B	F	G 15371	C6TZ 7176-B	F	15604	C6TZ 7135-C
F	15053	C8TZ 7162-C	F	G 15372	C4TZ 7176-H	F	15605	C8TZ 7223-B
F	15057	C8TZ 7111-A	F	G 15373	C4TZ 7176-J	F	15606	C6TZ 7B420-C
F	15059	C8TZ 7051-A	F	15377	C6TZ 7005-E	F	15607	C6TZ 7B420-D
F	15060	C8TZ 7A619-A	F	15378	D0HZ 7B332-A	F	15616	D5HZ 7505-A
F	15061	C8TZ 7B343-A	F	15379	C4TZ 7113-G	F	15636	C6TZ 7005-J
F	15062	C8TZ 7181-B	F	15381	D0HZ 7A079-A	F	15637	C6TZ 7050-L
F	15063	C8TZ 7086-A	F	15385	D0HZ 7117-A	F	15638	C6TZ 7017-K
F	15064	C8TZ 7A059-A	F	15389	D0HZ 7101-D	F	15639	C6TZ 7063-C
F	15066	C8TZ 7B341-A	F	CA 15390 10	D4HZ 7005-K	F	G 15640	C6TZ 7A079-D
F	15070	C8TZ 7B220-C	F	15393	D0HZ 7176-A	F	15641	C6TZ 7113-F
F	15071	C8TZ 7B220-D	F	15394	D0HZ 7137-B	F	G 15642	C6TZ 7101-F
F	15077	C8TZ 7195-C	F	15395	D0HZ 7137-A	F	15643	C6TZ 7158-E
F	15078	C8TZ 7482-A	F	15396	D0HZ 7158-C	F	15644	C8TZ 7231-J
F	15079	C8TZ 7C232-A	F	15397	D0HZ 7102-D	F	15646	C8TZ 7017-L
F	15080	C8TZ 7B338-A	F	15398	D0HZ 7100-A	F	15647	C8TZ 7050-B
F	15086	C8TZ 7B334-A	F	15399	D0HZ 7158-D	F	15651	C9HZ 7069-A
F	15087	C8TZ 7918-A	F	15400	D0HZ 7B340-B	F	15659	C8TZ 7181-D
F	15088	C8TZ 7B283-A	F	15401	D0HZ 7142-B	F	15660	C8TZ 7195-E
F	15090	C8TZ 7233-A	F	15403	C6TZ 7231-A	F	15665	D0HZ 7005-C
F	15091	C8TZ 7288-A	F	15404	C8TZ 7230-D	F	CB 15665 7	D4HZ 7005-M
F	15092	C8TZ 7288-B	F	15405	C8TZ 7230-E	F	15666	D0HZ 7100-C
F	15093	C8TZ 7288-C	F	15407	D0HZ 7B220-D	F	15667	D0HZ 7177-F
F	15094	C8TZ 7K077-A	F	15408	D0HZ 7085-C	F	15668	D0HZ 7B220-E
F	15095	C8TZ 7B270-A	F	15410	D4HZ 7505-F	F	15707	C9TZ 7061-A
F	15096	C8TZ 7231-C	F	15411	D0HZ 7231-C	F	15719	D3HZ 7A002-A
F	15097	C8TZ 7231-D	F	15412	D0HZ 7358-M	F	15720	C9TZ 7B228-A
F	15099	C8TZ 7358-A	F	15417	D0HZ 7064-E	F	15725	C7TZ 2A696-B
F	15100	C8TZ 7358-B	F	15418	D0HZ 7177-E	F	15726	C7TZ 2A696-A
F	15101	C8TZ 7358-C	F	15419	D0HZ 7A508-A	F	15748	D0HZ 7109-A
F	15102	C8TZ 7247-B	F	15429	C8TZ 7B341-B	F	15758	C8TZ 7314-A
F	15110	D4HZ 7017-F	F	15431	C1TZ 7505-ForG	F	15762	C8TZ 7210-J
F	15111	D4HZ 7050-A	F	15439	C8TZ 7142-C	F	15763	C8TZ 7210-H
F	15114	E9HZ 7288-A	F	15440	C8TZ 7100-C	F	15770	D0HZ 7230-C
F	15120	C6TZ 7D289-A	F	15441	C8TZ 7102-A	F	15776	NS
F	15132	C6TZ 7B227-A	F	15442	C8TZ 7B340-A	F	15781	C8TZ 7061-H
F	15133	C6TZ 7B228-E	F	15443	C8TZ 7158-E	F	15821	C7TZ 7210-AC

**1980/
FORD TRUCK PARTS**

FULLER (AND MERGED CLARK) TRANSMISSION and RELATED PART NUMBERS

C O D E	FORD		C O D E	FORD		C O D E	FORD	
	VENDOR PART NUMBER	PART NUMBER		VENDOR PART NUMBER	PART NUMBER		VENDOR PART NUMBER	PART NUMBER
F	G 15828	C9HZ 7101-A	F	16132	D5HZ 7358-C	F	16354	D0HZ 7289-A
F	G 15829	C9HZ 7A079-A	F	16133	D5HZ 7241-B	F	16355	D0HZ 7113-A
F	15830	C9HZ 7111-A	F	16134	D5HZ 7232-A	F	16356	D0HZ 7102-A
F	15831	C9HZ 7177-A	F	16135	D4HZ 7230-E	F	16357	D0HZ 7101-A
F	15888	C8TZ 7222-K	F	16136	D4HZ 7230-F	F	16358	D0HZ 7111-A
F	AHA 15888 00	C8TZ 7222-S	F	16138	D4HZ 7085-B	F	16359	D0HZ 7115-A
F	15889	C6TZ 7222-G	F	16178	D0HZ 7235-A	F	16361	D0HZ 7115-B
F	AHA 15889 00	C6TZ 7222-H	F	16225	D0HZ 7B220-A	F	16365	D0HZ 7231-A
F	CHA 15890 00	C6TZ 7222-J	F	16226	D0HZ 7103-A	F	16368	E7HZ 7808-A
F	15891	C8TZ 7222-J	F	16227	D0HZ 7142-A	F	16377	D8HZ 7B102-A
F	AHA 15891 00	C9TZ 7222-G	F	16228	D0HZ 7100-B	F	16379	D0HZ 7B102-A
F	AHA 15894 00	B8TZ 7222-A	F	16229	D0HZ 7102-B	F	16382	D0HZ 7B009-A
F	15896	C8TZ 7222-M	F	16230	D0HZ 7B340-A	F	16385	D0HZ 7358-N
F	AHA 15896 00	C1TZ 7222-C	F	16231	D0HZ 7158-A	F	16386	D0HZ 7B109-B
F	15897	C8TZ 7222-N	F	16232	D0HZ 7061-A	F	16387	D2HZ 7064-A
F	DHA 15897 00	C8TZ 7222-R	F	16234	C9TZ 7142-A	F	16388	D0TZ 7808-A
F	15900	E8HZ 7L101-A	F	16235	D0HZ 7064-C	F	16391	C8TZ 7061-K
F	15909	C9TZ 7240-A	F	16236	D0HZ 7101-B	F	16396	C9TZ 7A059-A
F	15910	C8TZ 7240-F	F	16238	D0HZ 7A059-B	F	16403	D0HZ 7482-A
F	15911	C9TZ 7240-B	F	16239	D0HZ 7085-A	F	16404	D0HZ 7155-A
F	15918	C8TZ 7219-C	F	16240	D0HZ 7086-A	F	16405	D0HZ 7140-A
F	15919	C8TZ 7219-D	F	16241	D0HZ 7B338-A	F	16434	D0HZ 7050-B
F	15932	D4HZ 7117-A	F	16242	D0HZ 7240-A	F	16435	D0HZ 7051-A
F	15933	D4HZ 7B332-A	F	16243	D0HZ 7006-A	F	16436	D0HZ 7063-A
F	15938	D4HZ 7177-F	F	16244	C1TT 7118-E	F	16437	D0HZ 7063-B
F	15949	D4HZ 7115-B	F	16245	D0HZ 7061-B	F	16438	D0HZ 7063-C
F	15952	D4HZ 7144-D	F	16246	D0HZ 7101-C	F	16440	D0HZ 7005-F
F	15953	D4HZ 7144-E	F	16247	D0HZ 7B334-A	F	16441	D0HZ 7195-B
F	15954	D4HZ 7085-A	F	16248	D0HZ 7177-A	F	16442	D0HZ 7051-B
F	15956	D4HZ 7061-E	F	16249	D0HZ 7111-B	F	16443	D0HZ 7230-B
F	15957	D4HZ 7064-C	F	16250	D0HZ 7177-B	F	16444	D0HZ 7240-B
F	15958	D4HZ 7358-E	F	16251	D0HZ 7177-C	F	16445	D0HZ 7061-E
F	15959	D4HZ 7A060-A	F	16252	D0HZ 7144-A	F	16446	D0HZ 7E191-A
F	15963	C8TZ 7120-B	F	16253	D0HZ 7144-B	F	16447	D0HZ 7E190-A
F	15970	D0HZ 7005-B	F	16254	D0HZ 7B220-C	F	16448	352563-S
F	15971	D0HZ 7A059-C	F	16256	C9TZ 7222-M	F	16449	D0HZ 7A061-A
F	15972	D0HZ 7158-B	F	16258	D0HZ 7A060-A	F	16450	D0HZ 7017-E
F	15973	D0HZ 7064-D	F	16259	D0HZ 7061-C	F	16451	D0HZ 7177-J
F	15974	D0HZ 7B161-A			D1HZ 7061-B	F	G 16452	D0HZ 7101-F
F	15976	D0HZ 7173-A	F	16260	C8TZ 7231-L	F	16453	D0HZ 7193-B
F	15977	D0HZ 7120-A	F	16265	C9TZ 7222-M	F	G 16454	D0HZ 7103-F
F	15980	D0HZ 7064-A	F	16267	C6TZ 7231-L	F	16455	D0HZ 7193-C
F	15981	D0HZ 7195-A	F	16268	C7TZ 7B013-B	F	G 16456	D0HZ 7101-G
F	15982	D0HZ 7118-A	F	16277	D0HZ 7050-A	F	16457	D0HZ 7193-D
F	15984	D0HZ 7A059-A	F	16281	D0HZ 7017-F	F	16458	D0HZ 7158-E
F	15994	D0HZ 7064-B	F	16284	D0HZ 7017-B	F	16460	D0HZ 7111-C
F	16001	C8TZ 7158-G	F	16285	D0HZ 7177-D	F	16463	D4HZ 7A059-A
F	16002	C8TZ 7158-H	F	16288	E2HZ 7072-A	F	16465	D4HZ 7017-E
F	16003	C8TZ 7177-G	F	16295	E1HZ 7072-A	F	16517	D1HZ 7B283-A
F	16020	C9TZ 7052-A	F	16300	D0HZ 7231-B	F	16518	D1HZ 7177-A
F	16021	C9TZ 7B341-A	F	16308	D0HZ 7115-D	F	16519	D1HZ 7101-A
F	16027	C8TZ 7085-R	F	16309	D0HZ 7101-E	F	16542	D0HZ 7210-Y
F	16028	C8TZ 7085-N	F	16310	D0HZ 7B334-B	F	16543	D0HZ 7210-Z
F	16041	C8TZ 7210-AF	F	16315	D4HZ 7B334-B	F	16544	D0HZ 7210-AA
F	16110	C8TZ 7505-C	F	16316	D4HZ 7115-A	F	16547	D0HZ 7210-AB
F	16112	D0HZ 7135-C	F	16329	D0HZ 7505-A	F	16548	D0HZ 7210-AC
F	16118	D4HZ 7B341-A	F	16337	D4HZ 7A059-B	F	16549	D0HZ 7210-AD
F	16131	D5HZ 7231-A	F	16338	D4HZ 7231-E	F	16550	D0HZ 7210-AE

**1980/
FORD TRUCK PARTS**

FULLER (AND MERGED CLARK) TRANSMISSION and RELATED PART NUMBERS

C O D E	VENDOR PART NUMBER	FORD PART NUMBER	C O D E	VENDOR PART NUMBER	FORD PART NUMBER	C O D E	VENDOR PART NUMBER	FORD PART NUMBER
F	16551	DOHZ 7210-AF	F	16732	E0HZ 7137-B	F	16827	D4HZ 7166-A
F	16552	DOHZ 7210-AG	F	16733	E0HZ 7100-B	F	16828	D4HZ 7C014-A
F	16553	DOHZ 7210-AU	F	16734	E0HZ 7176-A	F	16835	D1HZ 7B220-A
F	16563	DOHZ 7358-A	F	16743	DOHZ 7B274-B	F	16843	D4HZ 7005-B
F	16564	DOHZ 7222-B	F	16744	DOHZ 7B333-B	F	16850	D4HZ 7101-B
F	16566	DOHZ 7120-C	F	16745	DOHZ 7210-CC	F	16859	D4HZ 7312-A
F	16579	DOHZ 7210-AV	F	16748	D4HZ 7B340-A	F	16865	D2TZ 7B417-A
F	16580	DOHZ 7210-AH	F	16749	D4HZ 7137-D	F	16869	D4HZ 7101-C
F	16581	DOHZ 7210-AJ	F	16750	D4HZ 7158-B	F	16886	D7HZ 7177-D
F	16582	DOHZ 7210-AK	F	16751	D4HZ 7137-C	F	16887	D7HZ 7177-C
F	16583	DOHZ 7210-AL	F	16752	D4HZ 7100-C	F	16888	D7HZ 7158-A
F	16591	DOHZ 7A079-B	F	16753	D4HZ 7176-B	F	16889	D7HZ 7144-A
F	16593	DOHZ 7101-H	F	16754	D4HZ 7102-A	F	16914	D4HZ 7B333-A
F	16596	D1HZ 7165-A	F	16755	D4HZ 7113-F	F	16915	D2HZ 7118-A
F	16601	DOHZ 7210-AM	F	16756	D4HZ 7142-B	F	16917	D2HZ 7177-E
F	16622	DOHZ 7210-BL	F	16757	D4HZ 7142-A	F	16920	C1TT 7C012-A
F	16623	DOHZ 7210-BM	F	16758	D8HZ 7101-A	F	16929	D1HZ 7166-A
F	16628	D4HZ 7064-E	F	16759	D4HZ 7B338-A	F	16941	D4HZ 7158-A
F	16638	D4HZ 7B220-A	F	16760	D4HZ 7101-D	F	16942	D4HZ 7177-D
F	16653	DOHZ 7210-CA	F	16761	D4HZ 7061-F	F	16943	D4HZ 7B340-B
F	16654	DOHZ 7210-CB	F	16763	D4HZ 7064-F	F	16944	D4HZ 7144-F
F	16655	DOHZ 7210-BW	F	16770	D4HZ 7195-E	F	16945	D4HZ 7102-B
F	16656	D4HZ 7165-A	F	16771	D8HZ 7B334-A	F	16946	D4HZ 7137-E
F	16658	D4HZ 7233-A	F	16772	D8HZ 7B334-B	F	16947	D4HZ 7100-E
F	16659	D4HZ 7C035-A	F	16773	D8HZ 7241-A	F	16949	D4HZ 7142-C
F	16660	D4HZ 7288-B	F	16775	D1HZ 7231-A	F	CA 16950 06	D4HZ 7005-J
F	16661	D4HZ 7181-A	F	16776	D1HZ 7358-A	F	16951	D4HZ 7113-D
F	16662	D1HZ 7B220-B	F	16777	D1HZ 7B284-A	F	16952	D4HZ 7B220-B
F	16664	E1HZ 7B220-C	F	16778	D2HZ 7B284-A	F	16953	D4HZ 7142-D
F	16674	E1HZ 7B340-B	F	16779	D4HZ 7B332-B	F	16960	D1HZ 7A508-A
F	16675	E1HZ 7137-B	F	16780	C1TT 7127-D	F	16961	D1HZ 7241-A
F	16688	DOHZ 7210-BS	F	16784	D4HZ 7181-D	F	16963	D4HZ 7C035-B
F	16703	D2HZ 7B220-A	F	16785	D4HZ 7061-G	F	16980	E4HZ 7030-A
F	16705	DOHZ 7B340-E	F	16788	D1HZ 7B334-A	F	16993	D2HZ 7241-A
F	16706	DOHZ 7137-C	F	16789	D4HZ 7482-A	F	16998	D2TZ 7B218-A
F	16707	DOHZ 7158-J	F	16790	D4HZ 7173-A	F	16999	D2TZ 7103-A
F	16708	DOHZ 7137-D	F	16791	D4HZ 7B334-A	F	17019	D3HZ 7210-D
F	16709	DOHZ 7100-K	F	16792	D4HZ 7195-A	F	17028	D3HZ 7210-E
F	16710	DOHZ 7176-F	F	16793	D4HZ 7482-B	F	17059	D2HZ 7231-A
F	16711	DOHZ 7102-D	F	16794	D4HZ 7140-A	F	17070	D2HZ 7A508-A
F	16712	DOHZ 7100-L	F	16795	D4HZ 7135-A	F	17072	D7HZ 7B227-A
F	16713	DOHZ 7142-D	F	16796	D4HZ 7061-A	F	17073	D2HZ 7B228-A
F	16714	DOHZ 7142-E	F	16798	D4HZ 7162-A	F	17078	D2HZ 7A079-A
F	16715	DOHZ 7A079-C	F	16799	D4HZ 7173-B	F	17079	C1TT 7C013-H
F	16716	DOHZ 7B338-B	F	16800	D4HZ 7005-D	F	17081	D2HZ 7B333-A
F	16717	DOHZ 7101-J	F	16801	D4HZ 7B284-A	F	17082	373354-S
F	16718	DOHZ 7113-B	F	16804	D4HZ 7358-A	F	17085	C6TZ 7113-B
F	16719	DOHZ 7241-A	F	16805	D4HZ 7061-B	F	17097	D4HZ 7181-B
F	16720	DOHZ 7158-K	F	16806	D4HZ 7177-B	F	17106	356425-S
F	16721	DOHZ 7177-K	F	16807	D4HZ 7125-A	F	17107	D8HZ 7B333-A
F	16722	DOHZ 7064-F	F	16809	D4HZ 7101-A	F	17108	D2HZ 7B220-B
F	16723	DOHZ 7064-G	F	16810	D4HZ 7005-C	F	17109	D2HZ 7B220-A
F	16724	DOHZ 7195-C	F	16811	D4HZ 7177-A	F	17112	D4HZ 7716-A
F	16727	E0HZ 7158-B	F	16812	D4HZ 7162-B	F	17115	D5HZ 7222-A
F	16728	E0HZ 7177-A	F	16813	D4HZ 7B283-A	F	17121	E1HZ 7158-A
F	16729	E0HZ 7B340-A	F	16815	D4HZ 7100-A	F	17177	D4HZ 7B104-A
F	16730	E0HZ 7137-A	F	16816	D4HZ 7E082-A	F	17178	E7HZ 7N204-A
F	16731	E0HZ 7158-A	F	16817	D4HZ 7065-A	F	17179	E7HZ 7L287-A

**1980/
FORD TRUCK PARTS**

FULLER (AND MERGED CLARK) TRANSMISSION and RELATED PART NUMBERS

C O D E	VENDOR PART NUMBER		FORD PART NUMBER		C O D E	VENDOR PART NUMBER		FORD PART NUMBER		C O D E	VENDOR PART NUMBER		FORD PART NUMBER	
F	17211		D4HZ	7241-E	F	17820		D4HZ	7210-AL	F	18717		E0HZ	7069-A
F	17212		D4HZ	7B334-C	F	17847		D4HZ	7210-AM	F	18725		D8HZ	7A079-A
F	17213		D4HZ	7115-C	F	17848		D4HZ	7210-AN	F	18735		D8HZ	7B332-A
F	17214		D4HZ	7A079-A	F	17873		D4HZ	7210-AR	F	18736		D8HZ	7B332-C
F	17217		D4HZ	7101-E	F	17874		D4HZ	7210-AS	F	18738		E7HZ	7247-C
F	17242		E1HZ	7A060-B	F	17886		D4HZ	7E366-B	F	18739		E7HZ	7219-C
F	17244		E1HZ	7358-A	F	17890		D4HZ	7E366-A	F	18747		E7HZ	7B341-A
F	17245		E1HZ	7231-A	F	17894		E1HZ	7A079-B	F	18752		E7HZ	7232-B
F	17247		E1HZ	7101-B	F	17900		D4HZ	7222-H	F	18764		D8HZ	7B332-B
F	17248		E1HZ	7173-A	F	17908		D6HZ	7A060-B	F	18786		D4HZ	7B332-A
F	17250		E1HZ	7B332-A	F	17909		D6HZ	7101-A	F	18794		E0HZ	7100-A
F	17251		E1HZ	7241-A	F	17910		D6HZ	7A060-A	F	18796		E1HZ	7100-B
F	17252		E1HZ	7195-A	F	17911		D6HZ	7177-F	F	18839		D9HZ	7210-G
F	17332			378492-S7-8	F	17913		D6HZ	7A060-C	F	18864		E7HZ	7230-C
F	17386		E1HZ	7181-A	F	17914		D6HZ	7177-G	F	18869		E1HZ	7A079-A
F	17393		C8TZ	7222-S	F	18017		D5HZ	7061-A	F	18905		E1HZ	7D291-A
F	17452		D4HZ	7A079-B	F	18018		D5HZ	7061-B	F	18918		E8HZ	7410-A
F	17453		D4HZ	7288-A	F	18114		E1HZ	7A628-A	F	18919		E8HZ	7K287-B
F	17462		D4HZ	7135-B	F	18124		E1HZ	7B334-A	F	18922		E8HZ	7C114-A
F	17484		C6TZ	7100-H	F	18125		E1HZ	7C390-A	F	18926		E9HZ	7358-A
F	17489		D4HZ	7210-D	F	18127		E1HZ	7061-E	F	18927		E9HZ	7240-A
F	17490		D4HZ	7210-E	F	18129		D5HZ	7358-A	F	18928		E9HZ	7334-A
F	17503		D8HZ	7C014-A	F	18134		D5HZ	7358-B	F	18929		E8HZ	7358-A
F	17504		D8HZ	7961-A	F	18135		D5HZ	7064-A	F	18930		E8HZ	7240-A
F	17520		D4HZ	7231-D	F	18192		D5HZ	7177-A	F	18931		E8HZ	7334-A
F	17521		D4HZ	7231-C	F	18193		D5HZ	7177-B	F	18994		E1HZ	7101-A
F	17522		D5HZ	7231-B	F	18217			380882-S100	F	18995		E1HZ	7A060-A
F	17525		D4HZ	7231-B	F	18218		E7HZ	7R156-A	F	18996		E1HZ	7A060-C
F	17528		D4HZ	7231-A	F	18242		E7HZ	7K234-A	F	18999		E0HZ	7061-A
F	17539		D0HZ	7113-B	F	18250		D0HZ	7115-D	F	19062		E8HZ	7232-A
F	17543		D4HZ	7113-G	F	18251		D6HZ	7115-C	F	19063		E9HZ	7232-A
F	17553		D4HZ	7118-A	F	18299		E0HZ	7221-A	F	19065		D8HZ	7135-A
F	17568		D4HZ	7158-C	F	18317		E7HZ	7173-E	F	19080		E1HZ	7005-A
F	17569		D4HZ	7177-E	F	18318		E7HZ	7173-F	F	19081		E1HZ	7100-E
F	17722		D4HZ	7210-H	F	18332		E1HZ	7B220-B	F	19082		E1HZ	7100-A
F	17723		D4HZ	7210-J	F	18344		E7HZ	7231-D	F	19083		E1HZ	7142-A
F	17724		D4HZ	7210-K	F	18362		D8HZ	7061-E	F	19084		E1HZ	7A079-C
F	17754		D4HZ	7210-L	F	18364		D7HZ	7017-F	F	19090		E1HZ	7482-B
F	17755		D4HZ	7210-M	F	18391		E1HZ	7061-F	F	19109		E4HZ	7918-A
F	17759		D4HZ	7210-N	F	18392		E1HZ	7B220-D	F	19110		E7HZ	7A283-A
F	17777		D4HZ	7210-P	F	18409		E7HZ	7411-B	F	19113		E1HZ	7158-D
F	17794		D4HZ	7210-R	F	18438		D6HZ	7158-C	F	19114		E1HZ	7177-F
F	17795		D4HZ	7210-S	F	18439		D6HZ	7B161-A	F	19115		E1HZ	7B340-E
F	17796		D4HZ	7210-T	F	18440		D6HZ	7158-D	F	19116		E1HZ	7137-D
F	17797		D4HZ	7210-U	F	DA 18445		D8HZ	7017-C	F	19117		E1HZ	7100-D
F	17798		D4HZ	7210-V	F	18447		D6HZ	7177-H	F	19128		E2HZ	7231-B
F	17799		D4HZ	7210-W	F	18475		E7HZ	7E242-C	F	19131		E2HZ	7177-J
F	17800		D4HZ	7210-Y	F	18506		D8HZ	7B228-A	F	19132		E2HZ	7A060-A
F	17801		D4HZ	7210-AA	F	18507		D8HZ	7358-A	F	19154		E1HZ	7073-A
F	17802		D4HZ	7210-AB	F	18548		E0HZ	7210-S	F	19165		E1HZ	7101-D
F	17805		D4HZ	7210-AC	F	18561		D8HZ	7B512-A	F	19168		E2HZ	7158-H
F	17806		D4HZ	7210-AD	F	18657		D8HZ	7025-A	F	19171		E1HZ	7B267-A
F	17807		D4HZ	7210-AE	F	18658		C8TZ	7127-A	F	19175		E1HZ	7112-A
F	17808		D4HZ	7210-AF	F	18665		D8HZ	7061-C	F	19177		E1HZ	7176-A
F	17809		D4HZ	7210-AG	F	18666		D8HZ	7061-D	F	19178		E1HZ	7176-B
F	17812		D4HZ	7210-AH	F	18667		D8HZ	7101-B	F	19181		E2HZ	7112-C
F	17815		D4HZ	7210-AJ	F	18701		D8HZ	7069-A	F	19182		E2HZ	7B267-A
F	17816		D4HZ	7210-AK	F	18702		C6TZ	7173-H	F	19197		E2HZ	7N112-A

**1980/
FORD TRUCK PARTS**

FULLER (AND MERGED CLARK) TRANSMISSION and RELATED PART NUMBERS

C O D E	VENDOR PART NUMBER	FORD PART NUMBER	C O D E	VENDOR PART NUMBER	FORD PART NUMBER	C O D E	VENDOR PART NUMBER	FORD PART NUMBER
F	19198	E2HZ 7115-A	F	19554	E1HZ 7177-B	F	19869	E7HZ 7B119-A
F	19202	E2HZ 7061-H	F	19561	E1HZ 7210-C	F	19870	E2HZ 7185-A
F	19203	E2HZ 7B334-A	F	19562	E1HZ 7210-B	F	19875	E7HZ 7243-B
F	19204	E1HZ 7061-C	F	19570	E1HZ 7311-A	F	19878	E2HZ 7231-A
F	19205	E1HZ 7100-C	F	19571	E1HZ 7A507-A	F	19896	E7HZ 7279-B
F	19206	E1HZ 7102-A	F	19572	E1HZ 7219-A	F	19901	E7HZ 7240-C
F	19207	E1HZ 7B340-C	F	19598	E1HZ 7C035-A	F	19902	E7HZ 7241-D
F	19208	E1HZ 7101-C	F	19599	E1HZ 7C035-B	F	19903	E7HZ 7242-B
F	19209	E1HZ 7111-A	F	19600	USE A4740	F	19904	E7HZ 7358-A
F	19210	E1HZ 7177-D	F	19612	E1HZ 7B340-A	F	19905	E7HZ 7334-C
F	19211	E1HZ 7137-C	F	19613	E1HZ 7137-A	F	19906	E7HZ 7289-B
F	19212	E1HZ 7144-A	F	19614	E2HZ 7158-J	F	19907	E7HZ 7B416-A
F	19221	E2HZ 7101-C	F	19615	E2HZ 7137-G	F	19909	E7HZ 7B220-C
F	19223	E2HZ 7101-F	F	19616	E2HZ 7100-F	F	19910	E7HZ 7B341-B
F	19238	E2HZ 7177-D	F	19622	E2HZ 7158-D	F	19911	E7HZ 7069-A
F	19239	E2HZ 7158-E	F	19623	E2HZ 7137-D	F	19919	E7HZ 7135-C
F	19240	E2HZ 7177-H	F	19626	E2HZ 7158-G	F	19921	E7HZ 7E354-A
F	19241	E2HZ 7158-L	F	19627	E2HZ 7144-C	F	19922	E7HZ 7176-C
F	19242	E2HZ 7B340-B	F	19628	E2HZ 7100-B	F	19923	E7HZ 7B340-C
F	19243	E2HZ 7137-F	F	19629	E2HZ 7176-A	F	19927	E7HZ 7L055-A
F	19246	E2HZ 7100-E	F	19630	E2HZ 7158-F	F	19928	E7HZ 7137-D
F	19247	E2HZ 7176-B	F	19631	E2HZ 7177-F	F	19955	E1HZ 7210-B
F	19248	E2HZ 7137-H	F	19632	E2HZ 7B340-E	F	19991	E1HZ 7210-F
F	19249	E2HZ 7B340-D	F	19633	E2HZ 7137-J	F	20015	E2HZ 7118-A
F	19258	E2HZ 7B220-D	F	19638	E2HZ 7B340-A	F	20017	E1HZ 7210-H
F	19268	E2HZ 7102-A	F	19639	E2HZ 7137-C	F	20022	E2HZ 7101-D
F	19269	E2HZ 7137-E	F	19640	E2HZ 7158-K	F	20024	E2HZ 7L231-A
F	19275	E2HZ 7A079-A	F	19641	E2HZ 7177-G	F	20036	E7HZ 7195-C
F	19277	E2HZ 7101-H	F	19642	E2HZ 7158-M	F	20037	E7HZ 7181-C
F	19281	E2HZ 7061-D	F	19643	E2HZ 7177-E	F	20044	E7HZ 7177-D
F	19287	E2HZ 7358-A	F	19644	E2HZ 7B340-C	F	20046	E7HZ 7111-B
F	19288	E2HZ 7155-A	F	19645	E2HZ 7112-B	F	20048	E7HZ 7142-E
F	19294	E1HZ 7158-B	F	19646	E1HZ 7017-A	F	20049	E7HZ 7141-D
F	19295	E1HZ 7B267-B	F	19647	E1HZ 7177-A	F	20050	E7HZ 7100-E
F	19296	E1HZ 7112-B	F	19652	E4HZ 7241-A	F	20070	E6HZ 7716-A
F	19305	E1HZ 7103-A	F	19663	E2HZ 7101-E	F	20072	E6HZ 7222-C
F	19306	E2HZ 7241-A	F	19665	E2HZ 7101-B	F	20074	E6HZ 7222-B
F	19308	E7HZ 7158-C	F	19667	E2HZ 7102-B	F	20085	E2HZ 7030-B
F	19309	E7HZ 7K316-A	F	19668	E2HZ 7135-A	F	20088	E7HZ 7B267-B
F	19311	E7HZ 7112-D	F	19670	USE A4740	F	20089	E7HZ 7144-C
F	19313	E2HZ 7142-B	F	19671	USE A4740	F	20090	E1HZ 7210-K
F	19314	E2HZ 7B220-C	F	19673	E2HZ 7B220-B	F	20091	E1HZ 7210-J
F	19315	E2HZ 7101-G	F	19690	E2HZ 7C035-A	F	20115	E1HZ 7B220-B
F	19451	E1HZ 7222-B	F	19703	E1HZ 7411-B	F	20120	E8HZ 7411-A
F	19459	E1HZ 7A507-B	F	19704	E1HZ 7232-E	F	20122	E7HZ 7005-E
F	19460	E1HZ 7311-B	F	19705	E1HZ 7231-E	F	20126	E7HZ 7B343-A
F	19462	E8HZ 7288-A	F	19706	E1HZ 7334-C	F	20127	E7HZ 7140-C
F	19465	D8HZ 7B332-A	F	19707	E1HZ 7241-D	F	20128	E7HZ 7288-C
F	19466	C6TZ 7B334-A	F	19709	E1HZ 7K449-A	F	LA 20130 OO	E3HZ 7210-F
F	19467	DOHZ 7102-A	F	19710	E1HZ 7358-D	F	20133	E2HZ 7112-A
F	19469	D8HZ 7B332-A	F	19770	E1HZ 7222-D	F	20134	E2HZ 7100-D
F	19470	E1HZ 7D292-A	F	19783	D4HZ 7101-D	F	20147	E4HZ 7113-B
F	19481	E1HZ 7314-A	F	19790	E1HZ 7247-B	F	20149	E4HZ 7177-B
F	19542	E1HZ 7B334-B	F	19791	E1HZ 7219-B	F	20170	E3HZ 7210-C
F	19544	E1HZ 7B334-A	F	19792	E1HZ 7308-A	F	20171	E7HZ 7120-A
F	19549	E2HZ 7100-C	F	19793	E1HZ 7064-C	F	20192	E7HZ 17341-A
F	19551	E2HZ 7025-B	F	19838	E1HZ 7234-B	F	20205	E2HZ 7085-B
F	19553	USE A4740	F	19867	E7HZ 7346-A	F	20207	USE S1428

1980/ FORD TRUCK PARTS

CROSS REFERENCE LIST 59

FULLER (AND MERGED CLARK) TRANSMISSION and RELATED PART NUMBERS

C O D E	VENDOR PART NUMBER	FORD PART NUMBER	C O D E	VENDOR PART NUMBER	FORD PART NUMBER	C O D E	VENDOR PART NUMBER	FORD PART NUMBER
F	20220	E2HZ 7085-A	F	20635	E7HZ 7288-D	F	20764	E7HZ 7E242-B
F	20222	E6HZ 7085-C	F	20649	E4HZ 7A507-B	F	20765	E7HZ 7K138-A
F	20224	388873-S100	F	20650	E7HZ 7005-B	F	20766	E7HZ 7A081-A
F	20225	E7HZ 7288-A	F	20651	E7HZ 7050-B	F	20767	E7HZ 7R359-C
F	20226	C7TZ 7A002-B	F	20654	E7HZ 7195-B	F	20769	E7HZ 7B109-A
F	20323	E7HZ 7B338-A	F	20656	E7HZ 7222-B	F	20770	E7HZ 7E218-A
F	20377	E2HZ 7B340-C	F	20658	E7HZ 7017-B	F	20771	E7HZ 7N120-B
F	20378	E2HZ 7112-B	F	20660	E7HZ 7177-B	F	20772	E7HZ 7D385-A
F	20379	E2HZ 7158-G	F	20661	E7HZ 7B161-A	F	20773	E7HZ 7R359-A
F	20380	E2HZ 7144-C	F	20662	E7HZ 7L047-A	F	20775	E7HZ 7005-F
F	20381	E2HZ 7102-A	F	20663	E7HZ 7110-A	F	20777	E9HZ 7050-A
F	20382	E2HZ 7137-E	F	20664	E7HZ 7112-A	F	20778	E7HZ 7A059-A
F	20383	E2HZ 7100-F	F	20665	E7HZ 7B340-A	F	20783	E7HZ 17385-F
F	20388	E2HZ 7101-F	F	20666	E7HZ 7137-B	F	20785	E7HZ 7050-C
F	20389	E2HZ 7100-E	F	20667	E7HZ 7176-A	F	20787	E7HZ 7017-F
F	20390	E2HZ 7158-J	F	20668	E7HZ 7113-B	F	20788	E9HZ 7017-A
F	20391	E2HZ 7B340-B	F	20669	E7HZ 7100-B	F	20789	E7HZ 7051-B
F	20392	E2HZ 7137-F	F	20670	E7HZ 7142-B	F	20794	E7HZ 7B267-C
F	20423	E9HZ 7288-B	F	20671	E7HZ 7141-B	F	20795	E7HZ 7111-A
F	20449	E7HZ 7961-A	F	20672	E7HZ 7140-B	F	20796	E7HZ 7R196-A
F	20450	E8HZ 7K491-A	F	20673	E7HZ 7149-A	F	20807	E7HZ 7918-A
F	20458	E2HZ 7158-F	F	20674	E7HZ 7288-B	F	20808	E7HZ 7918-A
F	20459	E2HZ 7177-F	F	20675	E7HZ 7061-B	F	20808	USE A5190
F	20460	E2HZ 7158-M	F	20676	E7HZ 7064-H	F	20814	NS
F	20461	E2HZ 7177-E	F	20677	E7HZ 7183-C	F	20817	E7HZ 7086-C
F	20462	E9HZ 7113-A	F	20682	E7HZ 7107-C	F	20820	E7HZ 7A371-B
F	20471	E2HZ 7176-B	F	20683	E7HZ 7183-D	F	20822	C6TZ 7A619-B
F	20487	E9HZ 7222-A	F	20687	E7HZ 7107-B	F	20827	E7HZ 7A020-D
F	20490	E4HZ 7A507-A	F	20690	E7HZ 7183-E	F	20828	E7HZ 7R359-B
F	20526	E7HZ 7222-C	F	20691	E7HZ 7106-A	F	20832	E7HZ 7127-B
F	20531	E9HZ 7017-D	F	20692	E7HZ 7064-J	F	20833	E7HZ 7176-D
F	20535	E6HZ 7017-C	F	20693	E7HZ 7728-B	F	20834	E7HZ 7111-A
F	20538	E9HZ 7017-B	F	20695	E7HZ 7086-B	F	20835	E7HZ 7061-F
F	20540	E4HZ 7017-D	F	20696	E7HZ 7181-B	F	20840	D4HZ 7144-D
F	20550	E4HZ 7050-D	F	20697	E7HZ 7A619-A	F	20873	E7HZ 7811-A
F	20552	E9HZ 7050-B	F	20698	E7HZ 7223-B	F	20874	E7HZ 7B140-A
F	20574	E7HZ 7158-D	F	20699	E7HZ 7185-A	F	20889	E7HZ 7B102-A
F	20576	E7HZ 7177-E	F	20700	E7HZ 7488-A	F	20900	E7HZ 7B009-B
F	20579	E7HZ 7A619-B	F	20701	E7HZ 7065-A	F	20902	E4HZ 7210-S
F	20583	E7HZ 7144-B	F	20702	E7HZ 7118-J	F	20903	E4HZ 7210-T
F	20585	E7HZ 7B340-D	F	20703	E7HZ 7025-A	F	20904	E4HZ 7210-X
F	20587	E7HZ 7137-E	F	20704	E7HZ 7118-E	F	20905	E4HZ 7210-R
F	20593	E7HZ 7100-F	F	20705	E7HZ 7118-F	F	20906	E4HZ 7210-V
F	20597	E7HZ 7142-F	F	20706	E7HZ 7118-G	F	20907	E4HZ 7210-W
F	20604	E7HZ 7B220-D	F	20707	E7HZ 7118-H	F	20908	E4HZ 7210-U
F	20606	E7HZ 7118-K	F	20710	E7HZ 7A385-A	F	20910	E4HZ 7210-N
F	20607	E7HZ 7065-B	F	20711	E7HZ 7160-A	F	20911	E4HZ 7210-L
F	20608	E7HZ 7141-E	F	20712	E7HZ 7064-K	F	20912	E4HZ 7210-M
F	20610	E7HZ 7140-D	F	20713	E7HZ 7A385-B	F	20915	E4HZ 7210-P
F	20612	E7HZ 7728-C	F	20714	E7HZ 7160-B	F	20920	E7HZ 7918-B
F	20613	E7HZ 7482-B	F	20715	E7HZ 7052-A	F	20921	E7HZ 7A081-B
F	20614	E7HZ 7061-E	F	20717	E7HZ 7135-B	F	20923	E7HZ 7B081-D
F	20615	E7HZ 7B341-C	F	20718	E7HZ 7115-A	F	20924	E7HZ 7B081-E
F	20617	E7HZ 7173-G	F	20719	N/S	F	20925	E7HZ 7D354-A
F	20622	E7HZ 7289-C	F	20749	E7HZ 7E274-D	F	20926	E7HZ 7K234-B
F	20624	E7HZ 7230-D	F	20750	E7HZ 7E274-E	F	20952	E4HZ 7210-F
F	20626	E7HZ 7231-E	F	20762	E7HZ 7N097-A	F	20956	E4HZ 7210-G
F	20628	E7HZ 7C122-A	F	20763	E7HZ 7E242-A	F	20969	E9HZ 7B283-A

**1980/
FORD TRUCK PARTS**

FULLER (AND MERGED CLARK) TRANSMISSION and RELATED PART NUMBERS

C O D E	VENDOR PART NUMBER	FORD PART NUMBER	C O D E	VENDOR PART NUMBER	FORD PART NUMBER	C O D E	VENDOR PART NUMBER	FORD PART NUMBER
F	20970	E7HZ 7085-B	F	21345	E9HZ 7181-A	F	21548	E7HZ 7241-B
F	20971	E7HZ 17385-B	F	21346	E9HZ 7195-A	F	21554	E7HZ 7085-C
F	20984	E7HZ 7B332-A	F	21347	E9HZ 7033-A	F	21555	E7HZ 17385-D
F	20986	E7HZ 7085-J	F	21350	E9HZ 7117-A	F	21557	E7HZ 7085-D
F	20988	E7HZ 7B334-A	F	21353	E8HZ 7173-A	F	21558	E7HZ 17385-C
F	20990	E7HZ 7113-E	F	21354	E9HZ 7173-A	F	21635	E7HZ 7193-A
F	20991	E7HZ 7B220-E	F	21355	E8HZ 7118-A	F	21637	E7HZ 7334-E
F	21018	E2HZ 7177-D	F	21356	E9HZ 7118-B	F	21652	71553-S
F	21019	E2HZ 7158-E	F	21357	E8HZ 7B334-A	F	21657	E7HZ 7061-D
F	21020	E2HZ 7177-H	F	21358	E9HZ 7B334-A	F	21658	E7HZ 7334-B
F	21021	E2HZ 7158-L	F	21359	E9HZ 7063-A	F	21659	E7HZ 7241-C
F	21022	E2HZ 7137-H	F	21360	E9HZ 7A060-A	F	21661	E7HZ 7158-B
F	21023	E2HZ 7B340-D	F	21361	E9HZ 7101-A	F	21662	E7HZ 7B161-C
F	21024	E2HZ 7100-B	F	21364	E9HZ 7086-A	F	21663	E7HZ 7B267-A
F	21025	E2HZ 7176-A	F	21365	E9HZ 7198-A	F	21664	E7HZ 7173-D
F	21026	E2HZ 7158-K	F	21367	E7HZ 7210-L	F	21671	E8HZ 7085-B
F	21027	E2HZ 7177-G	F	21368	E7HZ 7210-C	F	21672	E8HZ 7B340-A
F	21028	E7HZ 7A059-B	F	21372	E7HZ 7210-CA	F	21676	E8HZ 7306-B
F	21036	E4HZ 7918-B	F	21373	E7HZ 7210-EA	F	21723	E8HZ 7234-A
F	21043	E7HZ 7B081-B	F	21375	E7HZ 7210-FA	F	21724	NS
F	21044	E7HZ 7B081-C	F	21377	E7HZ 7210-V	F	21728	E7HZ 7210-LA
F	21060	E7HZ 7A197-A	F	21378	E7HZ 7210-W	F	21733	SHIPPING
F	21078	E7HZ 7061-G	F	21380	E7HZ 7210-P	F	21734	SHIPPING
F	21130	E8HZ 17385-A	F	21381	E7HZ 7210-E	F	21735	SHIPPING
F	21195	E8HZ 7243-A	F	21382	E7HZ 7210-R	F	21736	NS
F	21199	E8HZ 7B403-A	F	21384	E7HZ 7210-B	F	21738	E7HZ 7117-F
F	21208	E6HZ 7B411-A	F	21385	E7HZ 7210-K	F	21739	E7HZ 7117-G
F	21209	E6HZ 7288-B	F	21387	E7HZ 7210-N	F	21740	E7HZ 7117-H
F	21210	E6HZ 7A508-B	F	21390	E7HZ 7210-D	F	21741	E7HZ 7117-J
F	21211	E6HZ 7241-C	F	21391	E7HZ 7210-S	F	21748	E7HZ 7210-MA
F	21227	E7HZ 7141-D	F	21392	E7HZ 7210-T	F	21757	NS
F	21233	E6HZ 7241-B	F	21394	E7HZ 7210-X	F	21765	NS
F	21251	E6HZ 7358-A	F	21411	E7HZ 7210-M	F	21766	E7HZ 7005-G
F	21268	E7HZ 7219-A	F	21414	E7HZ 7210-G	F	21775	E7HZ 7A081-C
F	21310	E7HZ 7210-F	F	21415	E7HZ 7210-H	F	21791	NS
F	21315	E9HZ 7005-A	F	21416	E7HZ 7210-J	F	21792	NS
F	21319	E9HZ 7L231-A	F	21417	E7HZ 7210-U	F	21804	E7HZ 7241-E
F	21320	E9HZ 7F115-A	F	21425	N/S-IMPRO	F	21880	E7HZ 7N120-B
F	21321	E9HZ 7A079-A	F	21426	N/S-IMPRO	F	21883	E7HZ 7210-TA
F	21322	E8HZ 7A079-A	F	21427	N/S-IMPRO	F	21937	E7HZ 7B364-A
F	21323	E8HZ 7061-A	F	21428	N/S-IMPRO	F	21956	E8HZ 7222-B
F	21325	E9HZ 7061-A	F	21431	E9HZ 7B332-A	F	21957	E8HZ 7279-A
F	21326	E9HZ 7B220-A	F	21446	E1HZ 7311-B	F	21958	E8HZ 7232-B
F	21327	E8HZ 7061-B	F	21452	E9HZ 7K084-A	F	21961	E8HZ 7242-A
F	21328	E9HZ 7061-B	F	21486	E7HZ 7210-GA	F	21962	E8HZ 7240-B
F	21329	E9HZ 7C035-A	F	21487	E7HZ 7210-Y	F	21963	E8HZ 7N335-A
F	21330	E9HZ 7B284-A	F	21488	E7HZ 7210-HA	F	21964	E8HZ 7L015-A
F	21331	E9HZ 7B228-A	F	21489	E7HZ 7210-PA	F	21965	E8HZ 7064-A
F	21332	E9HZ 7B228-B	F	21490	E7HZ 7210-RA	F	21966	E8HZ 7247-A
F	21333	E9HZ 7B283-A	F	21491	E7HZ 7210-BA	F	21967	E8HZ 7L015-B
F	21335	E9HZ 7R385-A	F	21492	E7HZ 7210-Z	F	21968	E8HZ 7064-B
F	21336	E9HZ 7R385-A	F	21493	E7HZ 7210-DA	F	21970	E8HZ 7D385-A
F	21337	E9HZ 7233-A	F	21494	E7HZ 7210-AA	F	21982	E9HZ 7050-C
F	21338	E9HZ 7D026-A	F	21525	E9HZ 7005-B	F	21988	E9HZ 7017-C
F	21339	E8HZ 7B220-B	F	21545	E7HZ 7103-B	F	22004	E8HZ 7005-C
F	21340	E9HZ 7111-A	F	21546	E7HZ 7196-B	F	22005	E8HZ 7113-A
F	21342	E9HZ 7115-A	F	21547	E7HZ 7183-F	F	22006	E8HZ 7113-B
F	21343	E9HZ 7118-A	F	21548	E7HZ 7241-B	F	22009	E8HZ 7177-A

1980/ FORD TRUCK PARTS

FULLER (AND MERGED CLARK) TRANSMISSION and RELATED PART NUMBERS

C O D E	VENDOR PART NUMBER	FORD PART NUMBER	C O D E	VENDOR PART NUMBER	FORD PART NUMBER	C O D E	VENDOR PART NUMBER	FORD PART NUMBER
F	22010	E8HZ 7177-B	F	55519	D0HZ 7B175-A	F	86605	E9HZ 7089-C
F	22011	E8HZ 7L558-A	F	55520	C6TZ 7B175-E	F	86745	E7HZ 7089-L
F	22013	E8HZ 7195-C	F	55522	D4HZ 7B175-A	F	86746	E7HZ 7089-U
F	22014	E8HZ 7181-A	F	55523	C6TZ 7B175-B	F	86748	E7HZ 7089-R
F	22015	E8HZ 7L161-A	F	55524	C6TZ 7B175-A	F	86749	USE A5190
F	22016	E8HZ 7L161-B	F	55525	C9TZ 7B175-A	F	86750	E7HZ 7089-J
F	22017	E8HZ 7L161-C	F	55526	D2HZ 7B175-A	F	86750	E7HZ 7089-J
F	22018	E8HZ 7L161-D	F	55527	D4HZ 7B175-B	F	86762	E9HZ 7089-B
F	22025	E9HZ 7158-A	F	55528	E9HZ 7B175-A	F	86769	E8HZ 7089-G
F	22026	E9HZ 7B341-A	F	55531	D4HZ 7B175-B	F	86901	E7HZ 7089-N
F	22027	E9HZ 7B340-A	F	55534	E7HZ 7B175-A	F	86902	E7HZ 7089-P
F	22028	E8HZ 7158-C	F	55535	E1HZ 7B175-B	F	86903	E7HZ 7089-M
F	22032	E9HZ 7173-B	F	58002	B8TZ 7A650-B	F	86904	E7HZ 7089-V
F	22034	E9HZ 7311-A	F	62506		F	87505	81T 1202
F	22040	E8HZ 7085-C	F	62509		F	87506	C6TZ 7118-E
F	22045	E8HZ 7085-D	F	62511		F	95511	E7HZ 7B140-B
F	22051	E8HZ 7085-E	F	62515		F	95711	E7HZ 7811-B
F	22052	E9HZ 7085-A	F	62516		F	96828	C4TZ 7C096-C
F	22075	E9HZ 7B340-B	F	62522		F	96829	C4TZ 7183-B
F	22076	E9HZ 7137-A	F	79501	C2TZ 7B175-C	F	97009	C6TZ 7052-A
F	22079	E8HZ 7158-B	F	79502	C3TZ 7B175-B	F	99027	DOHZ 7196-B
F	22080	E8HZ 7144-A	F	81004	C4TZ 7025-B	F	11F12P	358048-S
F	22129	E8HZ 7050-A	F	81005	C1TT 7127-B	F	12F100	74117-S
F	22155	E8HZ 7219-A	F	81007	TGAA 7025-A	F	200083	7EQ 7017-A
F	22156	E8HZ 7219-B	F	81008	B7QH 7065-A	F	200084	7EQ 7050
F	22366	E9HZ 7005-C	F	81012	B8QH 7065-B	F	200085	7EQ 7210
F	22370	E9HZ 7101-B	F	81022	E2HZ 7025-A	F	200091	7EQ 7089
F	22371	E9HZ 7A079-B	F	81029	C8TZ 7118-A	F	200100	7EQ 7173-B
F	22395	E7HZ 7176-A	F	81041	C8TZ 7025-B	F	200101	7EQ 7173-C
F	22396	E8HZ 7107-A	F	81045	B7T 7025-A	F	200102	7EQH 7173-B
F	22397	E8HZ 7107-B	F	81046	C8TZ 7127-A	F	200103	7EQH 7173-C
F	22752		F	81052	B7QH 7065-A	F	200300	B3Q 7214-A
F	22890	E9HZ 7210-G	F	81057	E4HZ 7065-B	F	200335	C8TZ 7219-A
F	22917	E9HZ 7210-H	F	81058	E7HZ 7025-B	F	200418	TGAA 7247-A
F	22918	E9HZ 7210-J	F	81059	E7HZ 7127-C	F	200496	7EQH 7017-A
F	22919	E9HZ 7210-K	F	81501	C1TT 7025-C	F	201003	7EQ 7422
F	22955	E8HZ 7222-C	F	81502	C4TZ 7065-B	F	201007	7EQH 7137
F	23001	E9HZ 7210-L	F	81504	C6TZ 7025-A	F	201008	7EQH 7144
F	23007	E9HZ 7210-M	F	81505	C6TZ 7065-A	F	201012	7EQ 7061-A
F	23008	E9HZ 7210-N	F	81506	C1TT 7065-C	F	201013	7EQH 7196
F	23089 J	C6TZ 7089-J	F	81507	B9TT 7118-A	F	201019	7EQ 7117
F	38877	7EQ 7235	F	81515	C6TZ 7065-H	F	201020	7EQ 7182
F	41312 A	C1TT 7127-B	F	81516	B8QH 7025-A	F	201021	7EQ 7192
F	45308 WJX1A	B8QH 7127-A	F	81536	C1TT 4559-A	F	201022	7EQ 7228
F	50332	7EQ 7085	F	81547	C9TZ 7065-A	F	201023	7EQH 7173-A
F	55501	D2TZ 7B175-C	F	81548	C6TZ 7065-F	F	201025	7EQ 7119
F	55502	C1TT 7B175-G	F	81549	C6TZ 7065-G	F	201032	7EQ 7045
F	55503	C6TZ 7B175-D	F	81551	C8TZ 7025-A	F	201033	7EQ 7223
F	55504	C1TT 7B175-E	F	81556	B9TT 7065-A	F	201037	7EQ 7334
F	55505	D2HZ 7B175-B	F	81557	E1HZ 7065-A	F	201038	7EQ 7289
F	55506	DOHZ 7B175-C	F	81566	E2HZ 7065-B	F	201039	7EQ 7230
F	55507	C1TT 7B175-F	F	81568	E7HZ 7025-C	F	201040	7EQ 7279
F	55508	D2TZ 7B175-D	F	81570	E9HZ 7065-A	F	201041	7EQ 7411
F	55509	E2HZ 7B175-A	F	83001	D5HZ 7B270-A	F	201042	7EQ 7247
F	55509	E2HZ 7B175-A	F	83501		F	201043	7EQ 7219
F	55513	C8TZ 7B175-D	F	86118		F	201044	7EQ 7235
F	55517	E1HZ 7B175-A	F	86120	D4HZ 17285-N	F	201045	7EQ 7234
F	55518	DOHZ 7B175-B	F	86301	D4HZ 17285-S	F	201045	7EQ 7234
					E7HZ 17285-A	F	201052	7EQ 7191

**1980/
FORD TRUCK PARTS**

FULLER (AND MERGED CLARK) TRANSMISSION and RELATED PART NUMBERS

C O D E	VENDOR PART NUMBER	FORD		C O D E	VENDOR PART NUMBER	FORD		C O D E	VENDOR PART NUMBER	FORD	
		PART NUMBER	PART NUMBER			PART NUMBER	PART NUMBER			PART NUMBER	PART NUMBER
F	201054	7EQ	7221	F	206967	TFAA	7158-A	F	218877	C8TZ	7158-F
F	201055	7EQ	7144	F	206970	TGAA	7203-A	F	218879	C5TZ	7158-A
F	201058	7EQH	7101	F	206973	TGAA	7086-A	F	218880	C5TZ	7158-B
F	201059	7EQ	7173-A	F	206975	TGAA	7482-A	F	219287	C8TZ	7223-C
F	201247	TGAA	7198-A	F	206976	B3Q	7099-A	F	219288	C8TZ	7240-D
F	201298	C6TZ	7227-D	F	206977		351743-S	F	219289	C5TZ	7411-A
F	201299	TGAA	7228-A	F	206984	TGAA	7117-A	F	219290	C8TZ	7358-E
F	201300	7EQ	7220	F	206989	B3Q	7115-A	F	219291	C5TZ	7231-A
F	201398	7EQ	7165	F	206990	TGAA	7227-A	F	219292	C5TZ	7241-A
F	201400	B9TT	7166-C	F	206995	TGAA	7411-A	F	219293	C5TZ	7411-B
F	201566	BB	7245	F	206999	TGAA	7231-A	F	219294	C5TZ	7334-A
F	201700	C5TZ	7B364-A	F	207000	TGAA	7358-A	F	219399	C4TZ	7113-D
F	201751	7EQ	7051	F	207003	TGAA	7334-A	F	219400	B6QZ	7113-A
F	201929	7EQ	7155	F	207006	TGAA	7223-A	F	219401	C1TZ	7113-B
F	201966	E3HZ	7508-A	F	207169	C6TZ	7203-D	F	219409	C4TZ	7158-A
F	201981	C5TZ	7120-A	F	207204	C5TZ	7191-A	F	219410	C4TZ	7144-A
F	201985	7EQ	7118	F	207793	TGAA	7241-A	F	220193	B6TZ	7124-B
F	201989	7EQ	7120	F	207918	7EQH	7173-D	F	220241	B6T	7017-A
F	202008	7EQ	7197-A	F	208261		20328-S8	F	220242	B6T	7222-A
F	202009	7EQ	7197-B	F	208382	7EQ	7173-D	F	220248	B6T	7100-A
F	202043	TGAA	7191-A	F	208461	TGAA	7050-A	F	220249	B6T	7103-A
F	202074	C5TZ	7051-A	F	209280	TGAA	7061-B	F	220250	B6T	7113-A
F	202076	7EQ	7181	F	209839	B4Q	7193-B	F	220251	B6T	7137-A
F	202118	7EQ	7227	F	209861	B4Q	7210-C	F	220252	B6T	7144-A
F	202262	7EQ	7086	F	209918	B4Q	7210-D	F	220253	B6T	7177-A
F	202282	C5TZ	7247-A	F	215234	7EQH	7193	F	220254	B6T	7142-A
F	202291	C5TZ	7177-A	F	215469	C1TT	7210-T	F	220255	B6TZ	7124-A
F	202484	TGAA	7220-A	F	215499	C5TZ	7140-A	F	220256	B6Q	7017-A
F	202489	C8TZ	7E275-A	F	215606	B9TT	7410-A	F	220259	B6T	7289-A
F	202677	7EQ	7196	F	215616	COTT	7231-A	F	220260	B6T	7334-A
F	202733	7EQ	7185	F	215617	COTT	7358-A	F	220269	C6TZ	7103-A
F	202745	7EQ	7203	F	215624	C1TT	7158-D	F	220270	B6Q	7100-A
F	203096	7EQ	7222	F	215625	C1TT	7112-D	F	220271	B6Q	7177-A
F	203171	7EQ	7115	F	215626	C1TT	7196-D	F	220272	B6Q	7144-A
F	203172	7EQ	7198	F	215627	C1TT	7137-D	F	220273	B6Q	7137-A
F	203444	7EQ	7103	F	215628	C1TZ	7124-A	F	220274	B6Q	7142-A
F	203445	7EQ	7100-A	F	215635	COTT	7234-A	F	220275	B6Q	7113-A
F	203446	7EQ	7113-A	F	215767	C5TZ	7113-D	F	220277	B6T	7177-B
F	203448	7EQ	7482	F	215803	C1TT	7142-K	F	220278	B6Q	7158-B
F	203449	7EQ	7241	F	215872	C1TT	7210-R	F	220279	B6Q	7196-C
F	203550	7EQ	7240	F	215874	C1TT	7210-S	F	220280	B6Q	7196-D
F	203607	7EQ	7231	F	215876	C1TT	7210-T	F	220281	B6Q	7137-B
F	203608	7EQ	7232	F	215906	C3TZ	7210-AA	F	220285	B6T	7017-B
F	203609	7EQ	7140	F	216120	C5TZ	7234-A	F	220286	B6T	7144-B
F	204397	C5TZ	7195-A	F	216302	C1TZ	7210-E	F	220290	B6T	7137-B
F	204405	C5TZ	7181-A	F	216381	C5TZ	7017-H	F	220411	B6T	7210-A
F	204428	7EQ	7193	F	216652	C2TZ	7210-A	F	220421	B6T	7210-B
F	204429	7EQH	7158	F	216686	C3TZ	7210-L	F	220522	B6T	7158-C
F	204756	E6HZ	7B416-A	F	216701	C3TZ	7210-M	F	220523	B6T	7196-D
F	205029	C5TZ	7728-A	F	216703	C3TZ	7210-C	F	220524	B6T	7196-C
F	206466	E3HZ	7564-A	F	216747	C5TZ	7113-D	F	221015	C2TZ	7069-A
F	206615	C8TZ	7140-A	F	216904	C3TZ	7210-AB	F	221111	C5TZ	7482-A
F	206633	TGAA	7232-A	F	218530	C5TZ	7093-A	F	221120	C5TZ	7173-D
F	206637	TGAA	7410-A	F	218535	C8TZ	7195-D	F	221121	C5TZ	7173-A
F	206638		351752-S	F	218536	C8TZ	7181-C	F	221122	C5TZ	7173-B
F	206641	B3Q	7234-A	F	218544	C8TZ	7100-E	F	221124	C5TZ	7173-C
F	206770		352563-S	F	218545	C8TZ	7113-D	F	221131	C5TZ	7117-A
F	206964	B3Q	7113-A	F	218546	C8TZ	7142-D	F	221138	C5TZ	7069-C

**1980/
FORD TRUCK PARTS**

FULLER (AND MERGED CLARK) TRANSMISSION and RELATED PART NUMBERS								
C O D E	VENDOR PART NUMBER	FORD PART NUMBER	C O D E	VENDOR PART NUMBER	FORD PART NUMBER	C O D E	VENDOR PART NUMBER	FORD PART NUMBER
F	221139	C5TZ 7069-D	F	224070	B3Q 7059-B	F	227721	C5TZ 7196-B
F	221140	C5TZ 7069-B	F	224075	358855-S	F	227722	C5TZ 7196-A
F	221141	C5TZ 7069-A	F	224116	C5TZ 7063-A	F	227723	C5TZ 7124-B
F	221142	C5TZ 7100-B	F	224117	C5TZ 7160-A	F	227745	C5TZ 7176-A
F	221143	C5TZ 7193-B	F	224119	C5TZ 7064-A	F	227750	C8TZ 7124-C
F	221144	C5TZ 7191-B	F	224383	B9TT 7210-B	F	227752	C8TZ 7176-A
F	221146	C5TZ 7115-A	F	224713	C0TT 7203-A	F	227919	C5TZ 7210-R
F	221149	C5TZ 7142-A	F	224714	C0TT 7210-C	F	227921	C5TZ 7210-P
F	221156	C5TZ 7410-A	F	224715	C0TT 7222-A	F	227923	C5TZ 7210-S
F	221158	C5TZ 7223-A	F	224718	C0TT 7240-A	F	228119	C6TZ 7103-A
F	221332	B7QH 7006-A	F	224719	C0TT 7223-A	F	228121	C6TZ 7124-B
F	221360	B7Q 7006-A	F	224739	C1TT 7103-D	F	228148	C6TZ 7210-Y
F	221408	B9T 7195-A	F	224745	C1TZ 7113-A	F	228150	C6TZ 7210-W
F	221462	B7T 7210-A	F	224749	C0TT 7005-A	F	228152	C6TZ 7210-V
F	221480	B7Q 7124-A	F	225139	C0TT 7410-B	F	228154	C6TZ 7210-U
F	221548	C5TZ 7176-A	F	225140	C0TT 7093-A	F	228156	C6TZ 7210-T
F	221551	C5TZ 7112-A	F	225310	C4TZ 7048-B	F	228158	C6TZ 7210-S
F	221552	C5TZ 7137-A	F	225598	C5TZ 7127-A	F	228160	C6TZ 7210-R
F	222237	C5TZ 7177-B	F	225600	09B 7025	F	228181	C6TZ 7210-P
F	222241	C8TZ 7144-F	F	225648	B9TT 7118-A	F	228196	C6TZ 7210-M
F	222244	C5TZ 7137-B	F	225650	B8QH 7127-B	F	228285	C8TZ 7118-C
F	222245	C8TZ 7124-D	F	226331	D6HZ 7162-A	F	228286	C8TZ 7195-F
F	222447	C5TZ 7050-F	F	226502	C4TZ 7210-M	F	228287	C8TZ 7181-A
F	222464	C5TZ 7061-F	F	226701	C5TZ 7193-A	F	228288	C8TZ 7C016-A
F	222473	B8T 7210-A	F	226858	C4TZ 7A010-A	F	228289	C8TZ 7061-B
F	222474	B8QH 7210-C	F	226954	C5TZ 7005-A	F	228296	C8TZ 7107-B
F	222499	C5TZ 7124-C	F	226956	C5TZ 7017-G	F	228297	C8TZ 7193-A
F	222526	B9T 7289-A	F	226957	C5TZ 7050-G	F	228299	C8TZ 7158-B
F	222529	C5TZ 7112-B	F	226958	C5TZ 7005-B	F	228300	C8TZ 7196-B
F	222601	B9T 7113-B	F	226960	C5TZ 7017-J	F	228301	C8TZ 7117-A
F	222633	B8QH 7240-C	F	226962	C5TZ 7017-K	F	228306	C8TZ 7107-A
F	222634	B8QH 7222-D	F	226977	DOHZ 7017-C	F	228307	C8TZ 7103-B
F	222635	371802-S	F	226978	DOHZ 7017-A	F	228308	C8TZ 7160-A
F	222649	B9T 7113-A	F	227066	C1TT 4561-A	F	228310	C8TZ 7069-A
F	222655	C0TT 7005-B	F	227075	C4TZ 7061-D	F	228313	C8TZ 7177-B
F	222897	B9TZ 7230-A	F	227078	C4TZ 7050-B	F	228314	C8TZ 7144-C
F	222959	B9T 7061-A	F	227079	C4TZ 7017-L	F	228316	C8TZ 7728-A
F	222960	371000-S	F	227080	C4TZ 7065-C	F	228317	C8TZ 7E274-A
F	222964	B9T 7006-C	F	227081	C4TZ 7120-B	F	228318	C8TZ 7240-A
F	222965	B9T 7061-C	F	227082	C4TZ 7117-B	F	228319	C8TZ 7241-A
F	222966	B9T 7222-A	F	227083	C4TZ 7072-B	F	228321	C8TZ 7231-A
F	222967	B9T 7240-A	F	227098	C4TZ 7017-K	F	228322	C8TZ 7231-B
F	222968	B9T 7241-A	F	227281	C5TZ 7230-B	F	228323	C8TZ 7231-B
F	222969	B9T 7334-A	F	227309	C5TZ 7230-A	F	228324	C8TZ 7230-A
F	222976	B9T 7230-B	F	227310	C5TZ 7230-B	F	228325	C8TZ 7230-A
F	223677	B9TT 7173-A	F	227336	C5TZ 7210-G	F	228326	C8TZ 7235-A
F	223678	B9TT 7173-B	F	227338	C5TZ 7210-H	F	228328	C8TZ 7234-A
F	223679	B9TT 7173-C	F	227340	C5TZ 7210-J	F	228329	C8TZ 7222-B
F	223714	C8TZ 7051-B	F	227342	C5TZ 7210-K	F	228330	C8TZ 7223-A
F	223724	TGAA 7025-A	F	227344	C5TZ 7210-L	F	228343	C8TZ 7177-A
F	223861	7EQ 7178	F	227345	C5TZ 7176-A	F	228345	C8TZ 7158-A
F	224020	C8TZ 7030-D	F	227362	C5TZ 7358-A	F	228346	C8TZ 7158-C
F	224024	C5TZ 7162-A	F	227363	C5TZ 7358-B	F	228347	C8TZ 7144-B
F	224026	7EQ 7162	F	227364	C5TZ 7222-B	F	228349	C8TZ 7144-A
F	224031	C8TZ 7064-A	F	227545	C8TZ 7120-A	F	228375	C8TZ 7158-A
		7EQ 7063	F	227602	C6TZ 7231-E	F	228377	C8TZ 7158-B
F	224052	C8TZ 7030-A	F	227604	B9TZ 7230-A			C8TZ 7158-C
F	224069	B3Q 7059-A	F	227675	C6TZ 7B403-A	F	228378	C8TZ 7196-B

**1980/
FORD TRUCK PARTS**

FULLER (AND MERGED CLARK) TRANSMISSION and RELATED PART NUMBERS

C O D E	VENDOR PART NUMBER		C O D E	VENDOR PART NUMBER		C O D E	VENDOR PART NUMBER	
	VENDOR PART NUMBER	FORD PART NUMBER		VENDOR PART NUMBER	FORD PART NUMBER		VENDOR PART NUMBER	FORD PART NUMBER
F	228379	C8TZ 7196-A	F	230211	C8TZ 7050-A	F	233196	D2TZ 7017-C
F	228381	C8TZ 7100-A	F	230212	C8TZ 7050-A	F	233200	D2TZ 7017-A
F	228383	C8TZ 7144-C	F	230220	C8TZ 7210-M	F	233384	E6HZ 7L093-A
F	228384	C8TZ 7144-A	F	230222	C8TZ 7210-C	F	233731	C8TZ 7160-A
F	228388	C8TZ 7177-B	F	230224	C8TZ 7210-D	F	233789	D3TZ 7E274-A
F	228389	C8TZ 7177-A	F	230292	D6HZ 7B220-A	F	233790	D3TZ 7E274-B
F	228390	C8TZ 7113-A	F	230320	C8TZ 7222-L	F	233791	D3TZ 7231-B
F	228395	C8TZ 7E274-A	F	230322	C5TZ 7122-B	F	233792	D3TZ 7240-H
F	228396	C8TZ 7231-A	F	230369	C8TZ 7240-G	F	233793	D3TZ 7247-B
F	228397	C8TZ 7142-A	F	230543	C6TZ 7508-A	F	233794	D3TZ 7219-C
F	228441	C6TZ 7210-H	F	230544	C6TZ 7508-B	F	233795	D3TZ 7032-A
F	228578	C8TZ 7100-A	F	230545	C8TZ 7505-D	F	233797	D3TZ 7230-A
F	228580	C8TZ 7113-A	F	230548	C8TZ 7505-B	F	233798	D6HZ 7B403-A
F	228581	C8TZ 7142-A	F	230683	C8TZ 7210-AD	F	233799	D3TZ 7230-C
F	228642	C8TZ 7411-A	F	230685	C8TZ 7210-AE	F	233801	D3TZ 7235-A
F	228643	C8TZ 7411-A	F	230706	C8TZ 7160-A	F	233802	D3TZ 7B293-A
F	228655	C1TT 7103-D	F	230706	D4TZ 7160-A	F	233803	D3TZ 7235-B
F	228726	C8TZ 7103-A	F	231347	C9TZ 7005-A	F	233841	D3TZ 7222-C
F	228727	C8TZ 7103-A	F	231571	D0HZ 7005-A	F	233843	D6HZ 7222-A
F	228839	C7TZ 7210-B	F	231932 R	D0HZ 7210-P	F	235065	D4TZ 7247-B
F	228843	C7TZ 7210-E	F	231933	D0HZ 7210-A	F	235126	D9HZ 7142-A
F	228979	C8TZ 7222-A	F	231935	D0TZ 7210-A	F	235128	D9HZ 7195-A
F	228991	C7TZ 7210-D	F	231936	D0TZ 7222-A	F	235129	D9HZ 7113-A
F	228993	C7TZ 7210-F	F	231937	D0HZ 7222-A	F	235130	D9HZ 7127-A
F	229076	C5TZ 7124-B	F	231939 R	D0HZ 7210-S	F	235353	D6HZ 7017-A
F	229211	C8TZ 7005-A	F	231941 R	D0HZ 7210-T	F	235354	D6HZ 7017-B
F	229212	C8TZ 7005-A	F	231942	D0HZ 7203-A	F	235355	D6HZ 7017-C
F	229229	C8TZ 7124-A	F	231943	D0HZ 7203-B	F	235358	D6HZ 7050-B
F	229230	C8TZ 7124-B	F	231945 R	D0HZ 7210-B	F	235359	D6HZ 7061-A
F	229337	C8TZ 7227-A	F	231947 R	D0HZ 7210-C	F	235363	D6HZ 7100-A
F	229338	C8TZ 7410-A	F	231949 R	D0HZ 7210-D	F	235364	D6HZ 7100-B
F	229367	C8TZ 7048-A	F	231951 R	D0HZ 7210-E	F	235365	D6HZ 7142-A
F	229382	C8TZ 7144-B	F	231953 R	D0HZ 7210-F	F	235366	D6HZ 7103-A
F	229501	C7TZ 7210-W	F	231955 R	D0HZ 7210-U	F	235367	D6HZ 7196-A
F	229503	C7TZ 7210-Y	F	231957 R	D0HZ 7210-V	F	235368	D6HZ 7196-B
F	229508	C8TZ 7107-A	F	231960 R	D0HZ 7210-W	F	235369	D6HZ 7158-A
F	229509	C8TZ 7107-B	F	231962 R	D0HZ 7210-N	F	235370	D6HZ 7158-B
F	229550	C8TZ 7247-A	F	231964 R	D0HZ 7210-R	F	235371	D6HZ 7183-A
F	229900	C8TZ 7017-G	F	232135	D0TZ 7222-D	F	235372	D6HZ 7C212-A
F	229901	C8TZ 7017-F	F	232323	D0TZ 7203-A	F	235373	D6HZ 7106-A
F	229902	C8TZ 7050-C	F	232324	D0HZ 7203-D	F	235374	D6HZ 7030-B
F	229904	C8TZ 7005-C	F	232495	D0TZ 7240-A	F	235375	D6HZ 7030-A
F	229905	C8TZ 7061-F	F	233046	D3TZ 7410-A	F	235376	D6HZ 7118-A
F	229906	C8TZ 7017-E	F	233080	D3TZ 7203-A	F	235377	D6HZ 7117-A
F	229907	C8TZ 7017-D	F	233081	D3HZ 7203-B	F	235378	D6HZ 7109-A
F	229908	C8TZ 7050-D	F	233082	D3HZ 7203-C	F	235379	D6HZ 7160-A
F	229945	C8TZ 7210-AC	F	233113	D3TZ 7185-A	F	235380	D6HZ 7117-B
F	229947	C8TZ 7210-N	F	233128	43514-S8	F	235381	D6HZ 7193-A
F	229949	C8TZ 7210-R	F	233174	D1HZ 7210-D	F	235382	D6HZ 7C096-A
F	229951	C8TZ 7210-S	F	233176	D1HZ 7210-E	F	235383	D6HZ 7169-A
F	230154	C8TZ 7210-K	F	233178	D1HZ 7210-F	F	235384	D6HZ 7113-A
F	230156	C8TZ 7210-L	F	233180	D1HZ 7210-G	F	235386	D6HZ 7113-B
F	230158	C8TZ 7210-A	F	233182	D1HZ 7210-H	F	235388	D6HZ 7177-A
F	230160	C8TZ 7210-B	F	233184	D1HZ 7210-J	F	235389	D6HZ 7177-B
F	230207	C8TZ 7017-A	F	233186	D1HZ 7210-K	F	235390	D6HZ 7144-A
F	230208	C8TZ 7017-A	F	233188	D1HZ 7210-L	F	235391	D6HZ 7144-B
F	230209	C8TZ 7017-B	F	233191	B9T 7210-C	F	235392	D6HZ 7142-B
F	230210	C8TZ 7017-B	F	233195	D2TZ 7017-B	F	235393	D6HZ 7A283-A

**1980/
FORD TRUCK PARTS**

FULLER (AND MERGED CLARK) TRANSMISSION and RELATED PART NUMBERS

C O D E	VENDOR PART NUMBER		C O D E	VENDOR PART NUMBER		C O D E	VENDOR PART NUMBER	
	VENDOR PART NUMBER	FORD PART NUMBER		VENDOR PART NUMBER	FORD PART NUMBER		VENDOR PART NUMBER	FORD PART NUMBER
F	235394	E3HZ 7048-A	F	237742	D9HZ 7017-A	F	240020	E6HZ 7B331-A
F	235399	D6HZ 7005-A	F	237743	D9HZ 7050-A	F	240022	E6HZ 7140-A
F	235402	D6HZ 7118-B	F	237744	D9HZ 7005-A	F	240023	E4HZ 7728-A
F	235403	D9HZ 7051-A	F	237983	D2TZ 4813-A	F	240024	E6HZ 7482-A
F	235404	D9HZ 7051-B	F	238026	371000-S	F	240026	E6HZ 7062-A
F	235405	D9HZ 7051-C	F	238103	E0HZ 7017-A	F	240037	E6HZ 7059-A
F	235406	D9HZ 7051-D	F	238104	E0HZ 7050-A	F	240038	E6HZ 7223-A
F	235407	D6HZ 7051-D	F	238106	E0HZ 7210-H	F	240040	E6HZ 7162-A
F	235408	D6HZ 7051-B	F	238107	E0HZ 7210-J	F	240237	IMPROVISE
F	235409	D6HZ 7051-C	F	238108	E0HZ 7210-K	F	240321	E6HZ 7086-A
F	235411	D6HZ 7127-A	F	238198	C8TZ 7144-A	F	240322	E6HZ 7231-A
F	235412	D6HZ 7145-A	F	238199	C8TZ 7158-A	F	240324	E6HZ 7230-A
F	235413	D6HZ 7482-A	F	238200	C8TZ 7196-A	F	240326	E6HZ 7231-B
F	235414	D6HZ 7118-C	F	238201	C8TZ 7158-B	F	240327	E6HZ 7059-B
F	235415	D6HZ 7063-A	F	238202	C8TZ 7196-B	F	240329	E6HZ 7B331-A
F	235416	D6HZ 7059-A	F	239140	E1HZ 7231-F	F	240330	E6HZ 7B331-A
F	235417	E6HZ 7169-A	F	239346	E1HZ 7196-B	F	240331	E6HZ 7B331-A
F	235418	E6HZ 7025-A	F	239347	E1HZ 7158-E	F	240332	E6HZ 7B331-A
F	235419	D6HZ 7C016-A	F	239348	E1HZ 7061-G	F	240495	E6HZ 7411-A
F	235422	D6HZ 7169-C	F	239349	E1HZ 7117-A	F	240496	E6HZ 7A112-A
F	235426	D6HZ 7410-A	F	239350	E1HZ 7193-A	F	240643	E3HZ 7210-D
F	235430	E6HZ 7062-B	F	239351	E1HZ 7117-B	F	240645	E3HZ 7210-E
F	235431	D6HZ 7117-C	F	239352	E1HZ 7196-A	F	240767	E6HZ 7064-A
F	235432	D6HZ 7017-D	F	239353	E1HZ 7158-F	F	241012	E6HZ 7177-B
F	235556	D9HZ 7169-A	F	239432	88424-S2	F	241013	E6HZ 7177-A
F	235606	E3HZ 7231-A	F	239436	44879-S2	F	241014	E6HZ 7144-A
F	235607	E3HZ 7358-A	F	239611	20368-S2	F	241016	E6HZ 7137-A
F	235608	E3HZ 7E274-A			20328-S8	F	241017	E6HZ 7114-A
F	235609	E3HZ 7E274-B	F	239613	20328-S	F	241018	E6HZ 7113-A
F	235610	E3HZ 7240-A	F	239614	350329-S2	F	241075	E7HZ 7203-A
F	235611	E3HZ 7241-A	F	239619	358048-S	F	241101	E6HZ 7085-A
F	235612	E3HZ 7334-A	F	239651	E6HZ 7118-C	F	241705	D6HZ 7085-B
F	235613	E3HZ 7411-A	F	239653	E6HZ 7118-A	F	241706	D2TZ 4813-B
F	235614	E3HZ 7231-B	F	239782	E7HZ 7005-C	F	282050	C4TZ 7001-A
F	235615	E3HZ 7358-B	F	239783	E6HZ 7135-A	F	282052	C4TZ 7001-B
F	235618	E3HZ 7232-A	F	239785	E6HZ 7061-A	F	452164 R	C8TZ 7048-A
F	235619	E3HZ 7247-A	F	239787	E6HZ 7100-A	F	520269	C8TZ 7048-A
F	235620	E3HZ 7A112-A	F	239789	E6HZ 7142-A	F	550066	C1TT 7127-F
F	235621	E3HZ 7032-A	F	239790	E6HZ 7103-A	F	654137	E6HZ 7065-A
F	235622	E3HZ 7L177-A	F	239791	E6HZ 7183-A	F	654141	D6HZ 7065-A
F	235625	E3HZ 7222-B	F	239792	E6HZ 7196-A	F	654166	E6HZ 7R067-A
F	235626	E3HZ 7222-C	F	239793	E6HZ 7158-A	F	658981	B5QH 1216-A
F	235635	D3TZ 7231-B	F	239799	E6HZ 7141-A	F	660181	9N 4222
F	235648	E3HZ 7017-G	F	239806	E8HZ 7017-B	F	666554	E6HZ 7K310-A
F	235649	E3HZ 7017-H	F	239810	E7HZ 7017-D	F	672070	E6HZ 7K228-B
F	235650	E3HZ 7050-A	F	239812	E8HZ 7017-A	F	675246	E6HZ 7K310-B
F	235651	E3HZ 7505-A	F	239813	E7HZ 7017-E	F	675250	7EQH 1239
F	235656	371000-S	F	239818	E6HZ 7118-B	F	710787	8M 4630
F	235952	D6HZ 7231-A	F	239819	E6HZ 7030-A	F	711123	TGAA 1202-A
F	236733	D6TZ 7086-A	F	239832	E6HZ 7106-A	F	730362	E6HZ 7K228-A
F	237053	E3HZ 7124-D	F	239834	E6HZ 7222-A	F	731321	D9HZ 7065-A
F	237054	E3HZ 7124-C	F	239835	E6HZ 7240-A	F	742259	7EQH 1204
F	237227	D6HZ 7065-A	F	239836	E6HZ 7241-A	F	791602	C5TZ 7127-B
F	237676	D9HZ 7210-E	F	239837	E6HZ 7334-A	F	791943	B7T 1201-A
F	237677	D9HZ 7210-F	F	240016	E6HZ 7195-A	F	800259	7EQ 7005
F	237736	D9HZ 7061-A	F	240017	E6HZ 7B331-A	F	800793	B6T 7006-A
F	237737	D9HZ 7100-A	F	240018	E6HZ 7B331-A	F	801232	B6T 7061-B
F	237739	D9HZ 7177-A	F	240019	E6HZ 7B331-A	F	801883	D6TZ 7203-A

**1980/
FORD TRUCK PARTS**

FULLER (AND MERGED CLARK) TRANSMISSION and RELATED PART NUMBERS

C O D E	VENDOR PART NUMBER	FORD PART NUMBER	C O D E	VENDOR PART NUMBER	FORD PART NUMBER	C O D E	VENDOR PART NUMBER	FORD PART NUMBER
F	801883	D6TZ 7203-A	F	3315696	E7HZ 7183-G	F	3315948	E6HZ 7034-A
F	801892	D6TZ 7203-B	F	3315698	E7HZ 7115-B	F	3316083	E7HZ 7124-B
F	801892	D6TZ 7203-B	F	3315700	E7HZ 7100-C	F	3316141	E7HZ 7195-A
F	801893	D6TZ 7203-C	F	3315702	E7HZ 7117-E	F	3316160	E7HZ 17385-A
F	801893	D6TZ 7203-C	F	3315703	E7HZ 7118-A	F	3316163	E7HZ 7141-A
F	802133	E6HZ 7B331-A	F	3315704	E7HZ 7R482-A	F	3316168	E7HZ 7017-A
F	X4-308	72070-S	F	3315705	E7HZ 7176-B	F	3316170	E7HZ 7050-A
F	X9-802	33845-S8	F	3315707	E7HZ 7124-G	F	3316173	E7HZ 7061-A
F	X9-803	382599-S100	F	3315710	E7HZ 7B340-B	F	3316175	E7HZ 7117-A
F	1313645	E7HZ 7K228-A	F	3315715	E7HZ 7110-B	F	3316176	E7HZ 7142-A
F	1314773	D6HZ 7025-A	F	3315717	E7HZ 7064-C	F	3316178	E7HZ 7100-A
F	1314774	D6HZ 7169-B	F	3315718	E7HZ 7064-D	F	3316180	E7HZ 7124-C
F	14J1818	E6HZ 7235-A	F	3315719	E7HZ 7173-B	F	3316182	E7HZ 7103-A
F	2760868	371000-S	F	3315720	E7HZ 7B161-B	F	3316186	E7HZ 7117-B
F	3312225	E6HZ 7288-A	F	3315722	E7HZ 7118-B	F	3316187	E7HZ 7196-A
F	3312252	E6HZ 7808-A	F	3315723	E7HZ 7183-A	F	3316188	E7HZ 7117-C
F	3312375	E6HZ 7034-A	F	3315725	E7HZ 7064-E	F	3316189	E7HZ 7110-C
F	3312605	E7HZ 7K092-A	F	3315727	E7HZ 7173-C	F	3316192	E7HZ 7117-D
F	3313798	E7HZ 7059-A	F	3315728	E7HZ 7064-F	F	3316194	E7HZ 7113-A
F	3314302	E6HZ 7E242-A	F	3315729	E7HZ 7064-G	F	3316196	E7HZ 7177-A
F	3314322	E6HZ 7A081-B	F	3315730	E7HZ 7107-A	F	3316198	E7HZ 7112-C
F	3314351	E6HZ 7234-A	F	3315732	E7HZ 7124-A	F	3316200	E7HZ 7137-A
F	3314356	E6HZ 17285-A	F	3315737	E7HZ 7118-D	F	3316202	E7HZ 7114-A
F	3314685	E7HZ 17285-B	F	3315738	E7HZ 7183-B	F	3316204	E7HZ 7240-A
F	3315272	E6HZ 7L001-A	F	3315740	E7HZ 7113-C	F	3316205	E7HZ 7411-A
F	3315536	E6HZ 7017-A	F	3315743	E7HZ 7177-C	F	3316206	E7HZ 7247-A
F	3315538	E6HZ 7050-A	F	3315745	E7HZ 7L047-B	F	3316207	E7HZ 7231-A
F	3315623	E6HZ 7048-A	F	3315747	E7HZ 7112-B	F	3316210	E7HZ 7230-A
F	3315624	E6HZ 7052-A	F	3315750	E7HZ 7137-C	F	3316213	E7HZ 7L183-A
F	3315627	E6HZ 7089-A	F	3315751	E7HZ 7064-A	F	3316216	D2TZ 4813-B
F	3315631	E6HZ 15520-B	F	3315752	E7HZ 7064-B	F	3316218	E7HZ 7234-C
F	3315632	E6HZ 7B009-A	F	3315753	E7HZ 7141-C	F	3316220	E4HZ 7089-H
F	3315636	E6HZ 7A081-A	F	3315755	E7HZ 7E274-A	F	3316225	C8TZ 17297-A
F	3315655	E7HZ 7005-A	F	3315756	E7HZ 7E274-B	F	3316236	E7HZ 7505-A
F	3315656	E7HZ 7085-A	F	3315757	E7HZ 7E274-C	F	3316237	E7HZ 7505-C
F	3315657	NSS	F	3315758	E7HZ 7242-A	F	3316251	E7HZ 7N112-A
F	3315659	E7HZ 7051-A	F	3315759	E7HZ 7240-B	F	3316257	E7HZ 7017-C
F	3315662	E7HZ 7086-A	F	3315760	E7HZ 7222-A	F	3316277	E7HZ 7085-K
F	3315663	E7HZ 7086-A	F	3315762	E7HZ 7241-A	F	3316278	NS
F	3315664	E7HZ 7086-A	F	3315763	E7HZ 7334-A	F	3316283	E7HZ 17285-D
F	3315665	E7HZ 7086-A	F	3315764	E7HZ 7219-B	F	3316290	E7HZ 7A081-E
F	3315668	E7HZ 7L558-A	F	3315765	E7HZ 7N120-A	F	3316295	NS
F	3315671	E7HZ 7181-A	F	3315767	E7HZ 7279-A	F	3316296	NS
F	3315672	E7HZ 7140-A	F	3315772	E7HZ 7231-B	F	3316298	NS
F	3315673	E7HZ 7728-A	F	3315773	E7HZ 7247-B	F	3316309	E7HZ 7B102-B
F	3315674	E7HZ 7145-A	F	3315777	E7HZ 7289-A	F	3316311	E7HZ 7B009-C
F	3315676	E7HZ 7482-A	F	3315778	E7HZ 7232-A	F	3316319	E7HZ 7158-A
F	3315678	E7HZ 7223-A	F	3315782	E7HZ 7230-B	F	3316321	E7HZ 7144-A
F	3315679	E7HZ 7135-A	F	3315830	E6HZ 7B102-A	F	3316321	E7HZ 7144-A
F	3315681	E7HZ 7L161-A	F	3315833	E6HZ 7219-A	F	3318172	E5HT 7004-GA
F	3315682	E7HZ 7L161-A	F	3315834	E6HZ 7005-A	F	3318185	E5HT 7004-FA
F	3315683	E7HZ 7L161-A	F	3315835	E6HZ 7005-B	F	4124075	E7HZ 7118-C
F	3315684	E7HZ 7L161-A	F	3315836	E7HZ 7005-D	F	5202047	TGAA 1201-A
F	3315686	E7HZ 7162-A	F	3315837	E6HZ 7234-A	F	X8L-602	376058-S
F	3315687	E7HZ 7173-A	F	3315857	E6HZ 7017-B	F	X8L-609	375409-S8
F	3315690	E7HZ 7061-C	F	3315872	E7HZ 7234-B	F	1JM-3528	E7HZ 7Z025-B
F	3315692	E7HZ 7142-C	F	3315897	E7HZ 7243-A	F	1JM-6028	E7HZ 7Z025-A
F	3315694	E7HZ 7106-B						

**1980/
FORD TRUCK PARTS**

FUNK MANUFACTURING TAKE-OFF PARTS

C O D E	VENDOR PART NUMBER		FORD PART NUMBER		C O D E	VENDOR PART NUMBER		FORD PART NUMBER		C O D E	VENDOR PART NUMBER		FORD PART NUMBER	
FM	FE 1520		C2TA	7A739-A	FM	FE 1558		C2TA	7A687-A	FM	02255		C2TA	7A659-A
FM	FE 1521		C2TA	7A691-B	FM	FE 1559		C2TA	7A677-A	FM	10137		C2TZ	7A767-A
FM	FE 1522 2		C2TA	7A734-A	FM	FE 1560		C2TA	7A729-A	FM	OE 10147		C2TA	7A702-A
FM	FE 1522 A		C2TA	7A692-A	FM	QE 1561		C2TA	7A724-A	FM	10154		C2TA	7A753-A
FM	FE 1523 A		C2TA	7A758-A	FM	FE 1562 A		C2TA	7A730-A	FM	10181		C2TA	7A717-A
FM	FE 1524 1		C2TA	7A693-A	FM	FE 1563		C2TA	7A681-A	FM	10214		C2TA	7A698-A
FM	FE 1529 A		C2TA	7A688-A	FM	FE 1564		C2TA	7A726-A	FM	10215		C2TA	7A752-A
FM	FE 1530 1A		C2TA	7A690-A	FM	FE 1564 1		C2TA	7A725-A	FM	10240		C4TZ	7A676-A
FM	FE 1530 A		C2TA	7A689-A	FM	FE 1568		C2TA	7A731-A	FM	20006		C2TZ	7A732-A
FM	FE 1531 A		C2TA	7A661-B	FM	FE 1569		C2TA	7A727-A	FM	20028		C2TZ	7A733-A
FM	QE 1531 X		C2TA	7A661-A	FM	FE 1572		C2TA	7A740-A	FM	20077		C4TZ	7A768-B
FM	FE 1532		C2TA	7A664-B	FM	FE 1573 A		C2TA	7A671-A	FM	20078		C4TZ	7A768-A
FM	FE 1533 A		C2TA	7A660-B	FM	FE 1574		C2TZ	7A741-A	FM	21035		C4TZ	7A662-A
FM	QE 1533		C2TA	7A660-A	FM	FE 1575		C2TA	7A670-A	FM	21059		C4TZ	7A691-A
FM	FE 1534		C2TA	7A665-B	FM	FE 1576		C2TA	7A742-A	FM	21060		C4TZ	7275-C
FM	QE 1534		C2TA	7A665-A	FM	FE 1591		C2TA	7A728-A	FM	21067		C4TZ	7A691-B
FM	FE 1535		C2TA	7A663-B	FM	OE 1723 B		C2TA	7A697-A	FM	26000		C3TZ	7275-A
FM	QE 1535		C2TA	7A663-A	FM	OE 1724 A		C2TA	7A704-A	FM	26001		C3TZ	7A691-A
FM	FE 1536 3		C2TA	7A737-A	FM	OE 1732 A		C2TA	7A705-A	FM	26002		C3TZ	7A758-A
FM	QE 1536		C2TA	7A662-A	FM	OE 1733		C2TA	7A718-A	FM	26004		C3TZ	7A692-A
FM	FE 1537 2		C2TA	7A666-A	FM	OE 1734		C2TA	7A722-A	FM	26005		C3TZ	7A684-A
FM	FE 1537 A		C2TA	7A668-A	FM	OE 1735		C2TA	7A721-A	FM	26008		C3TZ	7A678-A
FM	FE 1539 A		C2TA	7A673-A	FM	OE 1736		C2TA	7A723-A	FM	26009		C3TZ	7A669-A
FM	FE 1541		C2TA	7A678-A	FM	OE 1737		C2TA	7A719-A	FM	26011		C3TZ	7A679-A
FM	FE 1542		C2TA	7A679-A	FM	OE 1738		C2TA	7A720-A	FM	26012		C3TZ	7A683-A
FM	FE 1542 2		C2TA	7A683-A	FM	OE 1742		C2TA	7A707-A	FM	26013		C3TZ	7A680-A
FM	FE 1543		C2TA	7A680-A	FM	OE 1761 A		C2TA	7A703-A	FM	26018		C3TZ	7A689-A
FM	FE 1545		C2TA	7254-A	FM	OE 1762 2A		C2TA	7A749-A	FM	26019		C3TZ	7A690-A
FM	FE 1546		C2TA	7A684-A	FM	OE 1762 B		C2TA	7A748-A	FM	26020		C3TZ	7A769-A
FM	FE 1553		C2TA	7A682-A	FM	OE 1764 C		C2TA	7A700-A	FM	26037		C3TZ	7A669-B
FM	FE 1554		C2TA	7A686-A	FM	OE 1765 C		C2TA	7A701-A	FM	26040		C3TZ	7A732-A
FM	FE 1554 2		C2TA	7A685-A	FM	OE 1766 G		C2TA	7A699-A	FM	26041		C3TZ	7165-A
FM	QE 1555		C2TA	7A696-A	FM	OE 1767		C2TA	7A716-A	FM	26042		C3TZ	7A766-A
FM	FE 1556 A		C2TA	7A675-A	FM	OE 1772		C2TA	7A751-A					

**1980/
FORD TRUCK PARTS**

HENDRICKSON TANDEM REAR SUSPENSION and RELATED PART NUMBERS

C O D E	VENDOR PART NUMBER		FORD PART NUMBER		C O D E	VENDOR PART NUMBER		FORD PART NUMBER		C O D E	VENDOR PART NUMBER		FORD PART NUMBER		
H	AE 3	D7HZ	5K834-A	H	AE 6973	B8QH	5878-A	H	BA 10366	D7HZ	5872-A	H	AE 10397 21	D2HZ	5884-B
H	AE 81	D2HZ	5782-A	H	AE 6994		352058-S2	H	AE 10948	D7HZ	5A612-A	H	AE 11142	D2HZ	5874-C
H	AE 194	E3HZ	5A574-A	H	AE 7002		352058-S2	H	BE 11207	C5TZ	5871-B	H	DE 13042	C6TZ	5775-D
H	B 1854 B	D8HZ	5781-A	H	BE 7276	TVAA	5883-A	H	DE 13088 2	D0H	5775-G	H	AE 13511	D0HZ	5874-A
H	CA 2056	D7HZ	5560-B	H	AE 7470		352509-S	H	AE 13938	D0HZ	5A552-B	H	BE 13938	D0HZ	5780-C
H	CE 2172	TVAA	5708-A	H	7500 354	E3HZ	5889-A	H	CE 14131	B8TZ	5775-C	H	BE 14685	C2TZ	5872-A
H	CE 2184	TWAA	5708-A	H	7500 397	E3HZ	5889-B	H	BA 15137	C6TZ	5899-A	H	BE 15784	D7HZ	5875-A
H	AE 2299	TVAA	5892-A	H	7500 429	E3HZ	5889-C	H	17339		34811-S	H	17341		34813-S38
H	AE 2300	TWAA	5892-A	H	7500 445	E3HZ	5889-D	H	17342		34809-S8	H	17348		34674-S
H	BE 3350	D0HZ	5882-A	H	AA 7500 36	C2TZ	5889-A	H	17348		33943-S8	H			354281-S
H	CE 3414	D2HZ	5708-A	H	DA 7500 1	TVAA	5889-A	H	BE 17417 2	C5TZ	5884-A	H	AE 17490 2	D2HZ	5887-B
H	AE 3416	D2HZ	5859-A	H	DA 7500 105	D8HZ	5889-F	H	AE 17490 1		359624-S8	H	AE 17584 1	C5TZ	5886-A
H	AE 3418	D2HZ	5A593	H	DA 7500 138	C3TZ	5889-A	H	AE 17700 15		353834-S2	H	AE 17705 2	D0HZ	5887-A
H	BE 3422 5	D2HZ	5884-A	H	DA 7500 183	C5TZ	5889-C	H	AE 17705 3		5887-A	H	AE 17705 4	D2HZ	5887-A
H	AE 3424	D2HZ	5A704-A	H	DA 7500 184	C5TZ	5889-D	H	AE 17705 6		353834-S2	H	AE 17705 17	C5TZ	5A646-A
H	AE 4059	D0HZ	5A559-A	H	DA 7500 197	D0HZ	5889-F	H	AE 17780 22		5A646-C	H	AE 17780 22	D2HZ	5888-B
H	AE 4600		371692-S34	H	DA 7500 206	D0HZ	5889-E	H	DA 18050 53		5888-A	H	DA 18050 54	D2HZ	5888-A
H	4664	B4TZ	5775-A	H	DA 7500 3	B8QH	5889-A	H	AE 18369		5871-A	H	AE 18369	C5TZ	5871-A
H	CE 4665	TVAA	5775-A	H	DA 7500 313	D2HZ	5889-A	H	B 18410		5871-A	H	B 18548	D8HZ	5871-A
H	4666	B4TZ	5775-B	H	DA 7500 33	D3HZ	5889-C	H	AA 18760 11		5888-D	H	AA 18760 11	C6TA	5888-D
H	CE 4667	TWAA	5775-A	H	DA 7500 36	C6TS	5889-C	H	DA 18760 11		5888-D	H	DA 18760 3	C8HA	5888-A
H	AE 4842		353705-S	H	DA 7500 37	B8QH	5889-B	H	AE 19111 1		5888-A	H	AE 19111 1	C3TZ	5A612-A
H	AE 4912		353824-S	H	DA 7500 5	C1TT	5889-B	H	AE 19111 5		58833-S	H	AE 19114	C6TZ	5A612-A
H	AE 4957	TVAA	5781-A	H	DA 7500 63	D7HZ	5889-B	H	CE 19119		5708-A	H	CE 19199	D7HZ	5708-A
H	BE 4990	D0HZ	5873-A	H	7600 125	D2HZ	5889-D	H	AE 19201 1		5B887-A	H	AE 19201 1	D7HZ	5B887-A
H	AE 4992	D0HZ	5K670-A	H	DA 7600 25	D2HZ	5889-C	H	BA 19236		5872-A	H	BA 19236	B8QH	5872-A
H	AE 5000	D0HZ	5A558	H	BE 7617 2	TVAA	5884-A	H	DE 19269 2		5874-A	H	DE 19269 2	C5TZ	5874-A
H	AE 5059	D0HZ	5871-A	H	BE 7617 3	TWAA	5884-A	H	BA 19279		5A598-A	H	BA 19279	C3TZ	5A598-A
H	AE 5059 52	D5HZ	5721-A	H	BE 7622 3	B8QH	5884-A	H	CE 19281 1		5708-A	H	CE 19281 1	C5TZ	5708-A
H	5069 28	E4HZ	5721-B	H	BE 7991	TVAA	5560-A	H	DE 19283 2		5875-A	H	DE 19283 2	C5TZ	5875-A
H	5069 32	E4HZ	5721-A	H	AE 8017		353835-S	H	AA 19290 35		5888-E	H	AA 19290 35	C6TA	5888-E
H	AE 5069 38	D8HZ	5721-B	H	AE 8018		91977-S18	H	DA 19290 3		5888-A	H	DA 19290 3	C5TA	5888-A
H	AE 5069 40	E1HZ	5721-A	H	DE 8109	C3TZ	5885-A	H	19800		5560-AG	H	19800	C1TT	5560-AG
H	AE 5069 41	C6TZ	5721-E	H	CE 8123	B8QH	5883-A	H	DA 19816 1		4962-B	H	DA 19816 1	C1TT	4962-B
H	AE 5069 43	D8HZ	5721-A	H	AE 8536	C3TZ	5880-A	H	CE 19818		5775-M	H	CE 19818	C1TZ	5775-M
H	AE 5069 44	C6TZ	5721-F	H	AE 8537		377818-S	H	BE 19880		5882-A	H	BE 19880	C1TT	5882-A
H	AE 5069 53	E0HZ	5721-A	H	AE 8582		5A615-A	H	CE 20324		5781-A	H	CE 20324	C6TZ	5781-A
H	AE 5069 57	D7HZ	5721-A	H	DA 8606 106	D0HA	5888-F	H	DE 20504 1		5874-A	H	DE 20504 1	C6TZ	5874-A
H	5070	D7HZ	5722-A	H	DA 8606 76	C3TA	5888-A	H	DE 20504 5		5874-C	H	DE 20504 5	C6TZ	5874-C
H	AE 5070	C6TZ	5722-A	H	DA 8606 77	C6TA	5888-C	H	BE 21016		5872-A	H	BE 21016	C5TZ	5872-A
H	BE 5917	C3TZ	5A599-A	H	DA 8606 80	C6TS	5888-B								
H	BA 5919	B8QH	5872-A	H	DA 8660 207	C6TA	5890-B								
H	BA 6572	B8QH	5873-A	H	DA 8660 208	C6TA	5888-F								
H	BE 6609	TWAA	5882-A	H	DA 8660 287	D0HA	5890-A								
H	DE 6611	TWAA	5874-B	H	DA 8660 288	D0HA	5888-E								
H	BE 6612	C6TZ	5875-C	H	DA 8660 353	D0HS	5890-A								
H	CE 6612	C6TZ	5875-C	H	DA 8660 354	D0HS	5888-A								
H	DE 6658	B8QH	5874-A	H	DA 8660 79	C1TT	5890-A								
H	BE 6662	C6TZ	5875-A	H	CE 8985	C0TT	5899-A								
H	DE 6663	TVAA	5885-A	H	CE 8992	C3TZ	5899-C								
H	BA 6664	TWAA	5872-A	H	AE 9029		377817-S8								
H	BE 6678	TVAA	5882-A	H	H 9030	E0HZ	5A612-A								
H	AE 6696		370686-S	H	CE 9047	C3TZ	5899-B								
			91978-S18	H	AE 9223	C5TS	5A633-A								
H	BA 6963	TVAA	5872-A	H	DE 10175	C3TZ	5874-B								
H	BA 6966	TVAA	5873-A	H	DE 10175 2	C6TZ	5874-D								
H	BA 6969	TWAA	5873-A	H	DE 10175 5	D0HZ	5874-B								
H	AE 6972	TVAA	5878-A	H	BA 10363	D7HZ	5873-A								

**1980/
FORD TRUCK PARTS**

HENDRICKSON TANDEM REAR SUSPENSION and RELATED PART NUMBERS

C O D E	HENDRICKSON TANDEM REAR SUSPENSION and RELATED PART NUMBERS		C O D E	HENDRICKSON TANDEM REAR SUSPENSION and RELATED PART NUMBERS		C O D E	HENDRICKSON TANDEM REAR SUSPENSION and RELATED PART NUMBERS	
	VENDOR PART NUMBER	FORD PART NUMBER		VENDOR PART NUMBER	FORD PART NUMBER		VENDOR PART NUMBER	FORD PART NUMBER
H	AE 21037	C6TZ 5880-A	H	DE 26724 4	C6TZ 4730-D	H	30550 6	DOHZ 5887-A
H	BE 21120	C6TZ 5781-B	H	DE 26724 5	C6TZ 4730-G	H	30550 8	D3HZ 5887-A
H	AE 21125	C2TZ 4A033-A	H	DE 26724 6	C6TZ 4730-F	H	30550 9	D7HZ 5887-A
	21140 31r/b	D8HZ 5A646-C	H	CE 26726	C6TZ 5775-E	H	CA 30625	D3HZ 5873-B
H	21140 34	E3HZ 5A646-A			DOHZ 5775-G	H	30840	DOHZ 5560-A
H	AE 21140 6	D7HZ 5A646-A	H	DE 26741 1	C6TZ 5775-J	H	BA 30840 1	DOHZ 5563-A
H	DA 21863 1	C3TZ 5775-H	H	CE 26742 1	C6TZ 5775-J	H	BA 30840 2	DOHZ 5565-A
H	DA 21863 2	C4TZ 5775-L	H	CE 26742 11	C6TZ 5775-J	H	CE 30843	C8HZ 5775-B
H	AE 21867 14	C5TZ 5882-A	H	CE 26742 12	C6TZ 5775-K	H	DX 30855 1	D3HZ 5873-A
H	AE 21867 23	D5HZ 5882-A	H	CE 26742 2	C6TZ 5775-K	H	31013	DOHZ 5775-E
H	AE 21867 7	D5HZ 5882-B	H	26753 1	C6TZ 5775-D	H	31014	DOHZ 5775-F
H	DA 22000 10	C5TZ 5889-B	H	26753 2	C6TZ 5775-C	H	31015 1	C9HZ 5775-A
H	DA 22000 11	C5TZ 5889-A	H	CE 26759 1	C6TZ 5775-D	H	31015 2	C9HZ 5775-B
H	DA 22000 16	DOHZ 5889-B	H	CE 26759 2	C6TZ 5775-C	H	31017 4	D7HZ 5874-A
H	DA 22000 25	DOHZ 5889-A	H	CE 26759 7	C6TZ 5775-D	H	31017 53	E3HZ 5874-A
H	BE 22186	C3TZ 5883-A	H	CE 26759 8	C6TZ 5775-C	H	31017 66	D5HZ 5874-B
H	CA 22188 24	D2HZ 4612-AE	H	DE 26765	C8HZ 5775-B	H	31017 67	D5HZ 5874-C
H	CA 22188 25	D2HZ 4612-AE	H	CE 26935 1	C8HZ 5775-B	H	31017 72	D5HZ 5874-A
H	CA 22188 3	D2HZ 4612-AD	H	CE 26935 2	C8HZ 5775-B	H	31017 75	D8HZ 5874-A
H	CA 22188 3	C3TZ 4612-T	H	BA 27168	C6TZ 5560-V	H	31017 96	EOHZ 5874-A
H	CA 22232 1	D2HZ 4612-AC	H	BA 27168 1	C6TZ 5663-U	H	31017 96	EOHZ 5874-A
H	CA 22232 2	D2HZ 4612-T	H	BA 27168 2	C6TZ 5563-M	H	31026	C9HZ 5775-D
H	22303 7	D8HZ 5705-C	H	27206	C8HZ 5560-A	H	31027	C9HZ 5775-E
H	BE 22303 2	C5TZ 5707-A	H	BA 27206 2	C8HZ 5565-A	H	DE 31042	DOHZ 5775-G
H	DE 22496	D2HZ 5874-B	H	BA 27321	D5HZ 5560-A	H	DE 31124 1	DOHZ 5775-E
H	AE 22962 1	351561-S	H	AA 27425 23	D3HZ 5A859-A	H	DE 31125 1	DOHZ 5775-F
H	AE 22962 2	44750-S8	H	BA 27535	D2HZ 5560-A	H	DE 31126 1	C9HZ 5775-A
H	AE 22962 6	D3HZ 5859-A	H	CE 27761 5	C6TZ 5775-E	H	DE 31126 2	C9HZ 5775-B
H	AE 23129	382847-S2			DOHZ 5775-G	H	DE 31127	C9HZ 5775-A
H	DA 23215 16	C6TZ 5775-A	H	AE 29248	352495-S	H	DE 31128	C9HZ 5775-D
H	DA 23215 19	C6TZ 5775-A	H	29878 1	E3HZ 5873-A	H	DE 31129	C9HZ 5775-E
H	DA 23217 11	C6TZ 5775-B	H	DE 30057 8	DOHZ 5781-D	H	AE 31188	DOHZ 5889-C
H	DA 23217 12	C6TZ 5775-B	H	AE 30191	D5HZ 5886-A	H	DE 31195	DOHZ 5889-C
H	DA 23217 4	C6TZ 5775-B	H	DA 30233 24	D2HZ 4612-AE		31468 35	D5HA 5888-CA
H	AE 23441 4	D5HZ 5A612-A	H	DA 30233 24A	D2HZ 4612-AE	H	DA 31468 3	D4HS 5888-AA
H	BA 24929	C6TZ 5560-D	H	DA 30233 25	D2HZ 4612-AF	H	DA 31643	DOHZ 5889-C
H	BA 24929 1	C6TZ 5563-C	H	DA 30233 25A	D2HZ 4612-AF	H	DA 31644	DOHZ 5775-H
H	BE 24929 2	C6TZ 5565-C	H	DA 30233 31	D2HZ 4612-AG	H	AE 31881	DOHZ 5889-D
H	CE 24930	C4TZ 5775-M	H	DA 30233 31A	D2HZ 4612-AG	H	31882	DOHZ 5889-D
H	CE 24931	C4TZ 5775-N	H	DA 30233 3A	D2HZ 4612-AD	H	DA 32269 1A	C2TZ 4612-C
H	CE 24932	C4TZ 5775-E	H	DA 30240 2	DOHZ 5872-A	H	32271 1	E3HZ 4612-L
H	CE 24933	C4TZ 5775-F	H	30247 115	E3HZ 5889-E	H	32271 10	D7HZ 4612-H
H	CE 24934	C8HZ 5775-A	H	30247 116	E3HZ 5889-F	H	32271 11	D2HZ 4612-J
H	CE 24935	C4TZ 5775-G	H	30249 15	EOHZ 5775-L	H	32271 16	D7HZ 4612-B
H	AE 25151	C6TZ 5881-A	H	CE 30285	C8HZ 5775-A	H	32271 18	D7HZ 4612-G
H	CE 25303 1	C5TZ 5775-F	H	DA 30331	DOHZ 5889-C	H	32271 2	D7HZ 4612-E
H	CE 25303 2	C5TZ 5775-E	H	AE 30334	DOHZ 5878-A	H	32271 25	E8HZ 4612-C
H	25641	B4TZ 5775-B	H	DA 30354 1A	C2TZ 4612-C	H	32271 27	E3HZ 4612-J
H	CE 25843	C5TZ 5775-H	H	DA 30356 24A	D2HZ 4612-AE	H	32271 28	D8HZ 4612-G
H	CE 25844	C5TZ 5775-J	H	DA 30356 25A	D2HZ 4612-AF	H	32271 29	E3HZ 4612-D
H	25845	C5TZ 5775-G	H	DA 30356 3	D2HZ 4612-AD	H	32271 32	E3HZ 4612-M
H	CE 25846	C5TZ 5775-K	H	DA 30356 31A	D2HZ 4612-AG	H	32271 36	D7HZ 4612-F
H	CE 25889 1	C6TZ 5775-D	H	DA 30360 1A	D2HZ 4612-AC	H	32271 42	E3HZ 4612-A
H	CE 25889 2	C6TZ 5775-C	H	DA 30360 2	D2HZ 4612-T	H	32271 45	D8HZ 4612-H
H	DE 26213 1	C6TZ 5874-B	H	DA 30360 2A	C3TZ 4612-V	H	32271 5	D7HZ 4612-D
H	DE 26724 1	C6TZ 4730-B	H	30550 1	D8HZ 5887-A	H	32271 51	E3HZ 4612-E
H	DE 26724 2	C6TZ 4730-A	H	30550 2	E1HZ 5887-A	H	32271 52	D8HZ 4612-D
H	DE 26724 3	C6TZ 4730-E	H	30550 33	E4HZ 5A606-A	H	32271 53	E3HZ 4612-B

**1980/
FORD TRUCK PARTS**

HENDRICKSON TANDEM REAR SUSPENSION and RELATED PART NUMBERS

C O D E	VENDOR PART NUMBER		C O D E	VENDOR PART NUMBER		C O D E	VENDOR PART NUMBER		C O D E	VENDOR PART NUMBER	
		FORD PART NUMBER			FORD PART NUMBER			FORD PART NUMBER			FORD PART NUMBER
H	32271 59	E3HZ 4612-N	H	45000 13	D5HZ 5871-B	H	47086 1	E3HZ 5775-H			
H	32271 62	E3HZ 4612-C	H	45000 5	D5HZ 5871-A	H	47401 1	E4HZ 4612-A			
H	32271 67	E3HZ 4612-G	H	45000 7	D5TZ 5A646-A	H	47401 2	E4HZ 4612-B			
H	32271 7	D7HZ 4612-C	H	45000 8	D8HZ 5A646-D	H	47416	E4HZ 5A552-A			
H	32271 70	E3HZ 4612-F	H	DA 45000 9	D5HA 4A412-AA	H	47420	E4HZ 5872-A			
H	32271 75	E9HZ 4612-F	H	45027	D8HZ 5560-C	H	47421	E4HZ 5873-A			
H	32271 8	D9HZ 4612-A	H	45028	E3HZ 5560-A	H	47432 1	E4HZ 5775-A			
H	32271 90	E3HZ 4612-H	H	45031	D8HZ 5560-D	H	47434 1	E4HZ 5A516-A			
H	32271 92	D7HZ 4612-F	H	45072	D5TZ 5560-B	H	47436 1	E4HZ 5775-B			
H	32271 93	E9HZ 4612-G	H	45072 1	D5TZ 5563-A	H	47440	E4HZ 5776-A			
H	DA 32271 49	D7HZ 4612-A	H	45072 2	D5TZ 5565-A	H	47442	E4HZ 5776-B			
H	BE 32276	DOHZ 5780-D	H	45079	D7HZ 5560-A	H	47444 1	E4HZ 5889-A			
H	BE 32277	DOHZ 5780-C	H	45114 1	D4HZ 4612-A	H	47446	E4HZ 5708-A			
H	AE 32365	DOHZ 5A552-B	H	45114 4A	E8HZ 4612-E	H	47451	E4HZ 5796-B			
H	CE 32409	DOHZ 5874-C	H	45125 36	E9HZ 4612-A	H	47452	E4HZ 5796-A			
H	DA 32649	D3HZ 5889-B	H	45163	D5HZ 5781-A	H	47453	E4HZ 5796-E			
H	DA 32649	D3HZ 5889-B	H	45200 3	D7HT 5890-BA	H	47454	E4HZ 5796-D			
H	DE 32797	D3HZ 5874-A	H	45200 4	D7HT 5888-CA	H	47455	E4HZ 5796-C			
H	DE 33153 1	D1HZ 5775-F	H	45311	D7HZ 5883-A	H	47457	E4HZ 4A002-A			
H	DE 33153 2	D1HZ 5775-G	H	45315 7	D7HZ 4612-K	H	47458	E4HZ 5A574-A			
H	DE 33163 1	D1HZ 5775-F	H	45315 8	D7HZ 4612-L	H	47459	E4HZ 5A879-A			
H	DE 33163 2	D1HZ 5775-G	H	45384	D5HZ 5872-A	H	47474	E4HZ 5560-A			
H	DE 33164 1	D1HZ 5775-E	H	45416	D8HZ 5775-G	H	47474 1	E4HZ 5564-A			
H	DE 33195	DOHZ 5889-C	H	45417	D7HZ 5775-A	H	47474 2	E4HZ 5565-A			
H	DE 33196	DOHZ 5889-D	H	45499 14A	D7HZ 4612-J	H	47474 3	E4HZ 5566-A			
H	DE 33768 1	D2HZ 5775-C	H	45499 15A	D8HZ 4612-A	H	47474 4	E4HZ 5567-A			
H	DE 33768 2	D2HZ 5775-A	H	45499 19	E3HZ 4612-K	H	47474 5	E4HZ 5568-A			
H	DE 33769	D2HZ 5775-B	H	45500 105	D7HZ 5889-A	H	47474 6	E4HZ 5569-A			
H	CE 33783	D2HZ 5883-A	H	45500 138	D5HZ 5889-A	H	47474 7	E4HZ 5570-A			
H	34072 20A	E8HZ 4612-D	H	45500 197	D5HZ 5889-F	H	47474 8	E4HZ 5571-A			
H	34072 21A	E9HZ 4612-E	H	45500 206	D5HZ 5889-E	H	47474 9	E4HZ 5572-A			
H	DX 34189 2	D2HZ 4612-L	H	45500 313	D5HZ 5889-C	H	47475	E4HZ 5560-B			
H	DX 34189 3	D2HZ 4612-M	H	45500 33	D5HZ 5889-D	H	47475 1	E4HZ 5564-B			
H	DA 34327 2	D2HZ 4612-AB	H	45500 42	D5HZ 5889-B	H	47475 2	E4HZ 5565-B			
H	DA 34332 12A	D2HZ 4612-N	H	45500 429	E0HZ 5889-C	H	47475 3	E4HZ 5566-B			
H	DA 34332 2A	D2HZ 4612-T	H	45500 445	E0HZ 5889-B	H	47475 4	E4HZ 5567-B			
H	DA 34338	C2TZ 4612-C	H	45503 1	D5HZ 5873-A	H	47475 5	E4HZ 5568-B			
H	CE 35064	D3HZ 5708-A	H	45528 1	D8HZ 5775-B	H	47475 6	E4HZ 5569-B			
H	35100 512	D4HZ 5888-AA	H	45530	D8HZ 5775-H	H	47475 7	E4HZ 5570-B			
H	DA 35100 1	TWAA 5890-B	H	45600	D7HZ 5555-B	H	47475 8	E4HZ 5571-B			
H	DA 35100 2	TWAA 5888-C	H	45610	D7HZ 5A597-B	H	47475 9	E4HZ 5572-B			
H	DA 35100 445	D3HA 5890-AA	H	45630 1	D7HZ 5A822-B	H	47511 2	E3HZ 4730-A			
H	DA 35100 446	D3HA 5888-AA	H	45630 2	D7HZ 5A822-C	H	47511 3	E3HZ 4730-D			
H	DA 35100 561	D7HZ 5890-AA	H	45630 3	D7HZ 5A822-A	H	47511 4	E3HZ 4730-C			
H	DA 35100 562	D7HA 5888-AA	H	45630 4	D7HZ 5A822-D	H	47511 5	E3HZ 4730-B			
H	BE 35229	D3HZ 5875-A	H	45687	D7HZ 4K099-A	H	47511 6	E3HZ 4730-E			
H	35370 2	D8HZ 5A887-A	H	45750 13	D4HZ 4612-C	H	47511 9	E9HZ 4730-A			
H	35370 3	D7HZ 5A887-A	H	45750 2	D4HZ 4612-B	H	47717	E4HZ 5793-A			
H	DA 35575 12A	D2HZ 4612-AH	H	46050 1	E3HZ 5775-B	H	47719	E4HZ 5793-B			
H	DA 35575 1A	D2HZ 4612-AC	H	46331 1	D9HZ 5775-B	H	47731	E4HZ 5A313-A			
H	DA 35575 3A	D2HZ 4612-AJ	H	46331 2	D9HZ 5775-A	H	47778 1	E4HZ 4612-C			
H	DA 35575 A1	D2HZ 4612-AC	H	46331 7	E3HZ 5775-A	H	47778 2	E4HZ 4612-D			
H	DE 35581 2	D3HZ 5889-B	H	46800 3	E3HZ 5775-G	H	47963	E4HZ 5796-F			
H	43146	E3HZ 5780-A	H	46801 3	E3HZ 5775-J	H	47964	E4HZ 5796-G			
H	43228 1	D7HZ 5555-A	H	46841 1	E3HZ 5775-C	H	47965	E4HZ 5796-H			
H	43229 1/2	D7HZ 5A822-B	H	46843 1	E3HZ 5775-D	H	47966	E4HZ 5796-J			
H	44642 8	E3HZ 5884-A	H	47076 1	E3HZ 5775-E	H	47973	E4HZ 5793-C			
H	44643 9	E3HZ 5884-B	H	47084 1	E3HZ 5775-F	H	47974	E4HZ 5793-D			

**1980/
FORD TRUCK PARTS**

HENDRICKSON TANDEM REAR SUSPENSION and RELATED PART NUMBERS

C O D E	VENDOR PART NUMBER		FORD PART NUMBER		C O D E	VENDOR PART NUMBER		FORD PART NUMBER		C O D E	VENDOR PART NUMBER		FORD PART NUMBER	
H	48411	2	E9HZ	4612-D	H	48573	5	E8HZ	4612-B	H	50395	2	D4HZ	4612-B
H	48411	5	E9HZ	4612-B	H	49144	4	E9HZ	4612-C	H	50395	3	D4HZ	4612-C
H	48573	4	E8HZ	4612-A										

**1980/
FORD TRUCK PARTS**

MGM SPRING BRAKE PARTS

C O D E	VENDOR PART NUMBER		FORD PART NUMBER		C O D E	VENDOR PART NUMBER		FORD PART NUMBER		C O D E	VENDOR PART NUMBER		FORD PART NUMBER														
MG	SS12A 1	D3HZ	2225-E	MG	1120 A	C7TZ	2A469-A	MG	1656 A	DOHZ	2A478-C	MG	SS9A 1	D3TZ	2225-E	MG	N 1174 A2	D0HZ	2325-E	MG	1671 A1162	DOHZ	2A465-F				
MG	SS12A 4	D3HZ	2225-J	MG	1178	D5HZ	2C472-A	MG	1671 A437	D5TZ	2A465-A	MG	SS9A 4	D3HZ	2225-F	MG	1220 A	C5TZ	2A469-A	MG	1673 A	D3HZ	2321-A				
MG	SS12A 5	D3HZ	2225-H	MG	1221 A	C5TZ	2A489-A	MG	1755 A(7608)	D5HZ	2A472-A	MG	SS9A 5	D3HZ	2225-G	MG	1231 A	C5TZ	2B028-B	MG	1771 A1162	C8TZ	2A465-A				
MG	CW 9 22	D5TZ	2025-B	MG	1240 ASTD	C5TZ	2A466-B	MG	A1 1780 A	D3HZ	2A470-A	MG	CW 9 C2	D3HZ	2225-A	MG	1240 AHD	C5TZ	2A466-A	MG	1790 A2	D5TZ	2A475-C				
MG	CW 12 68	D5TZ	2025-C	MG	1240 AXHD	C7TZ	2A466-A	MG	1873 A	D3HZ	2321-B	MG	9 21	D2TZ	2225-A	MG	1241 A	C5TZ	2A479-A	MG	1973 A	D5TZ	2321-A				
MG	C 24 22	D3TZ	2225-D	MG	1250 A	C5TZ	2A464-A	MG	2056 A	D5HZ	2A478-A	MG	SG 24 C14	D3HZ	2225-C	MG	A1 1250 A	D3HZ	2A464-A	MG	A1 2080 A	D3HZ	2A470-B				
MG	SG 24 E	D5HZ	2225-F	MG	1251 A	C5TZ	2B028-A	MG	2156 A	D5HZ	2A478-B	MG	SG 24 LD25	D0HZ	2225-G	MG	1253 A	C5TZ	2F488-A	MG	A1 2220 C2	D3HZ	2A469-A				
MG	SG 30 LP34	D3HZ	2225-D	MG	1255 A	C5TZ	2A472-A	MG	2277 A	D5HZ	2F472-A	MG	C 30 LP34	D3HZ	2225-D	MG	1255 A	C5TZ	2A472-A	MG	A1 2420 A2	D5HZ	2A469-C				
MG	SG 30 C28	D3HZ	2225-B	MG	1256 A	C5TZ	2A478-A	MG	A1 3073 A	C8TZ	2321-A	MG	SG 30 LD135	D0HZ	2225-F	MG	1257 A	C5TZ	2A475-A	MG	9170 A225	DOHZ	2A463-F				
MG	SG 30 LD28	D5HZ	2225-D	MG	1270 A225	D0HZ	2A463-E	MG	9170 A285	C7TZ	2A463-B	MG	183 A	D2TZ	2B001-A	MG	1270 A285	C7TZ	2A463-C	MG	9170 A410	C5TZ	2A463-E				
MG	241 A	D3HZ	2A468-A	MG	1270 A410	C5TZ	2A463-D	MG	9170 A410	MG	9170 A410	C5TZ	2A468-A	MG	294 A	DOHZ	2A481-A	MG	9171 A156B	DOHZ	2A465-E						
MG	294 A	DOHZ	2A481-A	MG	1271 A156B	DOHZ	2A465-D	MG	9171 A156B	MG	9171 A156B	DOHZ	2A481-A	MG	482 A	DOHZ	2C464-A	MG	9171 A216B	C7TZ	2A465-B						
MG	482 A	DOHZ	2C464-A	MG	1271 A216B	C7TZ	2A465-C	MG	9171 A216B	MG	9171 A216B	C7TZ	2A484-A	MG	657 A	C8TZ	2A475-B	MG	9171 A341B	C5TZ	2A465-C						
MG	657 A	C8TZ	2A475-B	MG	1271 A341B	C5TZ	2A465-B	MG	9171 A341B	MG	9171 A341B	C5TZ	2C475-A	MG	N 674 A2	D0HZ	2325-F	MG	9171 A341B	C5TZ	2A465-C						
MG	N 674 A2	D0HZ	2325-F	MG	R 1274 A2	C5TZ	2325-C	MG	R 9174 A2	C5TZ	2325-D	MG	A1 680 A	DOTZ	2A470-C	MG	A1 1280 A	C5TZ	2A470-A	MG	R 9174 A2	C5TZ	2325-D				
MG	A1 680 A	DOTZ	2A470-C	MG	A1 1280 A	C5TZ	2A470-A	MG	A1 9180 A	MG	A1 9180 A	C5TZ	2A470-B	MG	691 A1	DOTZ	2A475-A	MG	1284 A	C5TZ	2F225-A	MG	A1 9180 A	MG	A1 9180 A	C5TZ	2A470-B
MG	691 A1	DOTZ	2A475-A	MG	1284 A	C5TZ	2F225-A	MG	9190 A1	MG	9190 A1	C9TZ	2A475-B	MG	740 A	DOHZ	2A466-C	MG	1290 A1	C9TZ	2A475-A	MG	9190 A1	MG	1012048	D2HZ	2225-D
MG	740 A	DOHZ	2A466-C	MG	1290 A1	C9TZ	2A475-A	MG	1012048	MG	1012048	D2HZ	2225-D	MG	741 A	C8TZ	2A484-A	MG	1291 A1	D5TZ	2A475-A	MG	1016005	MG	1016005	D9HZ	2025-A
MG	741 A	C8TZ	2A484-A	MG	1291 A1	D5TZ	2A475-A	MG	1016005	MG	1016005	D9HZ	2025-A	MG	758 A	C5TZ	2C475-A	MG	A1 1320 A	DOHZ	2A469-C	MG	8210001	MG	8210001	D5TZ	2A475-B
MG	758 A	C5TZ	2C475-A	MG	A1 1320 A	DOHZ	2A469-C	MG	8210001	MG	8210001	D5TZ	2A475-B	MG	N 774 A2	C8TZ	2325-A	MG	A1 1322	D3HZ	2A488-B	MG	8215807	MG	8215807	D9HZ	2A463-A
MG	N 774 A2	C8TZ	2325-A	MG	A1 1322	D3HZ	2A488-B	MG	8215807	MG	8215807	D9HZ	2A463-A	MG	A1 780 A	C8TZ	2A470-A	MG	1382 A	C5TZ	2B021-B	MG	8254802	MG	8254802	D9HZ	2A465-A
MG	A1 780 A	C8TZ	2A470-A	MG	1382 A	C5TZ	2B021-B	MG	8254802	MG	8254802	D9HZ	2A465-A	MG	850 A	D0HZ	2A464-B	MG	S 1490 A2	D5TZ	2A475-D	MG	9006001	MG	9006001	DOHZ	2A488-C
MG	850 A	D0HZ	2A464-B	MG	S 1490 A2	D5TZ	2A475-D	MG	9006001	MG	9006001	DOHZ	2A488-C	MG	957 A	C8TZ	2A475-A	MG	1556 A	DOHZ	2A478-D	MG	9007001	MG	9007001	DOHZ	2K300-A
MG	957 A	C8TZ	2A475-A	MG	1556 A	DOHZ	2A478-D	MG	9007001	MG	9007001	DOHZ	2K300-A	MG	1024 A	C5TZ	2C488-A	MG	1650 A	D5HZ	2A464-A						

**1980/
FORD TRUCK PARTS**

MASS-TECH. SPEEDOMETER ADAPTERS

C O D E	VENDOR PART NUMBER		FORD PART NUMBER		C O D E	VENDOR PART NUMBER		FORD PART NUMBER		C O D E	VENDOR PART NUMBER		FORD PART NUMBER	
MT	TA2525	1.2020	EOHZ	17294-BC	MT	TB2525	0.8723	EOHZ	17294-T	MT	TB2525	1.1763	EOHZ	17294-F
MT	TA2525	1.2500	EOHZ	17294-CT	MT	TB2525	0.8797	EOHZ	17294-L	MT	TB2525	1.1890	EOHZ	17294-G
MT	TA2525	1.3636	EOHZ	17294-BD	MT	TB2525	0.8888	EOHZ	17294-R	MT	TB2525	1.2000	EOHZ	17294-BG
MT	TA2525	1.5555	EOHZ	17294-CS	MT	TB2525	0.9000	EOHZ	17294-Y	MT	TB2525	1.2020	EOHZ	17294-AF
MT	TA2525	1.6152	EOHZ	17294-BE	MT	TB2525	0.9122	EOHZ	17294-H	MT	TB2525	1.2133	EOHZ	17294-C
MT	TB2525	0.5000	EOHZ	17294-CM	MT	TB2525	0.9183	EOHZ	17294-J	MT	TB2525	1.2500	EOHZ	17294-AR
MT	TB2525	0.6037	EOHZ	17294-CH	MT	TB2525	0.9743	EOHZ	17294-CK	MT	TB2525	1.3000	EOHZ	17294-CD
MT	TB2525	0.6617	EOHZ	17294-AC	MT	TB2525	0.9908	EOHZ	17294-S	MT	TB2525	1.3077	EOHZ	17294-AE
MT	TB2525	0.6666	EOHZ	17294-CR	MT	TB2525	1.0090	EOHZ	17294-M	MT	TB2525	1.3235	EOHZ	17294-AM
MT	TB2525	0.6740	EOHZ	17294-AA	MT	TB2525	1.0181	EOHZ	17294-AH	MT	TB2525	1.3313	EOHZ	17294-AL
MT	TB2525	0.7222	EOHZ	17294-AB	MT	TB2525	1.0263	EOHZ	17294-CL	MT	TB2525	1.3393	EOHZ	17294-B
MT	TB2525	0.7333	EOHZ	17294-CG	MT	TB2525	1.0370	EOHZ	17294-D	MT	TB2525	1.3636	EOHZ	17294-AK
MT	TB2525	0.7647	EOHZ	17294-Z	MT	TB2525	1.0500	EOHZ	17294-AG	MT	TB2525	1.4400	EOHZ	17294-AJ
MT	TB2525	0.8000	EOHZ	17294-U	MT	TB2525	1.0888	EOHZ	17294-AN	MT	TB2525	1.5000	EOHZ	17294-CE
MT	TB2525	0.8241	EOHZ	17294-V	MT	TB2525	1.0961	EOHZ	17294-E	MT	TB2525	1.6152	EOHZ	17294-CN
MT	TB2525	0.8319	EOHZ	17294-CJ	MT	TB2525	1.1111	EOHZ	17294-CC	MT	TB2525	1.7515	E3HZ	17294-A
MT	TB2525	0.8653	EOHZ	17294-K	MT	TB2525	1.1555	EOHZ	17294-AS					

**1980/
FORD TRUCK PARTS**

MAXI BRAKE SPRING BRAKE PARTS

C O D E	VENDOR PART NUMBER		C O D E	VENDOR PART NUMBER		C O D E	VENDOR PART NUMBER		C O D E	VENDOR PART NUMBER	
		FORD PART NUMBER			FORD PART NUMBER			FORD PART NUMBER			FORD PART NUMBER
MX	40 31002 9	D1HZ 2A466-B	MX	40 31742 9	D1HZ 2A464-A	MX	40 40041 9	D1HZ 2A469-A			
MX	40 31021 9	D1HZ 2A466-A	MX	40 31743 9	D1HZ 2A464-B	MX	40 40042 9	D1HZ 2A469-B			
MX	40 31061 9	D1HZ 2A470-A	MX	40 31744 9	D2HZ 2A464-A	MX	40 40043 9	D2HZ 2A469-A			
MX	40 31063 9	D2HZ 2A470-A	MX	40 36010 9	D1HZ 2A463-A	MX	40 40146 9	D8HZ 2A465-A			
MX	40 31076 9	DOTZ 2B031-A	MX	40 36010 9	DOTZ 2A463-A	MX	40 40175 9	D2HZ 2A463-A			
MX	40 31134 9	DOTZ 2B001-A	MX	40 36011 9	D1HZ 2A463-B	MX	40 40284 9	D2HZ 2A465-A			
MX	40 31165 9	D1HZ 2325-A	MX	40 36047 9	D1HZ 2099-A	MX	40 40375 9	D8HZ 2A469-B			
MX	40 31173 9	DOTZ 2B028-A	MX	40 36048 9	D8HZ 2099-B	MX	40 40386 9	D8HZ 2A469-A			
MX	40 31321 9	DOHZ 2A469-A	MX	40 36056 9	D8HZ 2099-A	MX	40 40644 9	D8HZ 2A467-A			
MX	40 31467 9	DOTZ 2A469-A	MX	40 40010 9	D8HZ 2A465-B	MX	40 45283 9	D4TZ 2225-D			
MX	40 31503 9	D1HZ 2A753-B	MX	40 40026 9	D1HZ 2A753-A	MX	40 45597 9	D4HZ 2225-K			

**1980/
FORD TRUCK PARTS**

CROSS REFERENCE LIST 75

NEW PROCESS TRANSMISSION and RELATED PART NUMBERS

C O D E	VENDOR PART NUMBER	FORD PART NUMBER	C O D E	VENDOR PART NUMBER	FORD PART NUMBER	C O D E	VENDOR PART NUMBER	FORD PART NUMBER
N	S 9582	D6TZ 7219-A	N	11475	D4TZ 7219-A	N	11923	D4TZ 7085-A
N	10360	D3TA 7A195-AA	N	11476	D4TZ 7290-B	N	11924	D4TZ 7B215-B
N	10443	D3TA 7A195-BA	N	11477	D4TZ 7290-B	N	11930	D4TZ 7040-A
N	11176	D3TZ 7B106-A	N	11478	D4TZ 7070-A	N	11933	D4TZ 7181-A
N	C 11240	D2TZ 7222-C	N	11479	D4TZ 7288-A	N	11978	D4TZ 7B106-B
N	11242	D2TZ 7222-B	N	11481	D4TZ 7229-A	N	11979	D4TZ 7B106-C
N	11305	D2TZ 7222-D	N	11484	D4TZ 7017-B	N	11980	D4TZ 7B106-D
N	11313	D3TZ 7005-A	N	11499	D4TZ 7B106-F	N	11981	D3TZ 7289-A
N	11314	D3TZ 7085-B	N	11500	D4TZ 7290-B	N	11984	D4TZ 17285-A
N	11317	D3TZ 7B214-A	N	11502	D3TZ 7065-C	N	11990	D4TZ 7100-A
N	11334	D3TZ 7107-A	N	11508	D3TZ 7034-A	N	11991	D4TZ 7A219-A
N	11337	D3TZ 7124-A	N	11509	87036-S94	N	11996	D4TZ 7061-B
N	11338	D3TZ 7124-B	N	11545	D4TZ 7067-A	N	11998	D4TZ 7061-C
N	11341	D2TZ 7222-E	N	11551	D4TZ 7C416-A	N	11999	D4TZ 7061-F
N	11347	D2TZ 7222-C	N	11552	D4TZ 7067-B	N	13001	D4TZ 7B215-C
N	11349	D2TZ 7222-F	N	11553	D4TZ 7A672-A	N	13002	D4TZ 7061-B
N	11370	C2TZ 7107-B	N	11558	D4TZ 7728-A	N	13003 A	D4TZ 7029-A
N	11374	D3TZ 7A197-B	N	11559	D3TZ 7017-C	N	13003 B	D4TZ 7029-B
N	11391	D3TZ 7061-B	N	11562	D4HZ 7124-A	N	13025	D4TZ 7A385-C
N	11392	C3TZ 17285-A	N	11564	D5HZ 7124-B	N	13026	D4TZ 7A385-B
		D3TZ 17285-A	N	11618 A	D4TZ 7N281-A	N	13038	D6TZ 7061-D
N	11395	D3TZ 7A197-B	N	11618 B	D4TZ 7N281-B	N	13041	378200-S7-8
N	11405	D3TZ 7240-A	N	11618 C	D4TZ 7N281-C	N	13048	D2TZ 7E440-A
N	11406	D3TZ 7240-B	N	11622	E0HZ 7222-A	N	13051	D4TZ 7A548-A
N	11407	D3TZ 7048-A	N	11637	D4TZ 7166-A	N	13063	D4TZ 7B214-D
N	11415	D3TZ 7005-E	N	11638	D4TZ 7181-B	N	13068	E0TZ 7917-B
N	11418	D3TZ 7070-C	N	11639 A	D4TZ 7086-D	N	13070	D6TZ 7B215-C
N	11423	D3TZ 7A039-A	N	11639 B	D4TZ 7086-E	N	13080	D4TZ 7A039-D
N	11428	D4TZ 7A029-A	N	11656	D7TZ 7017-B	N	13082	D4TZ 7061-E
N	11429	D4TZ 7177-A	N	11662	D4TZ 7C341-A	N	13083	D4TZ 7B198-A
N	11430	D3TZ 7065-C	N	11689	D4TZ 7B368-A	N	13084	D4TZ 7235-A
N	11431	D4TZ 7065-A	N	11753	D3TZ 7222-A	N	13095	D4TZ 7219-B
N	11435	D4TZ 7060-A	N	11759	D4TZ 7100-D	N	13109	D6TZ 7061-C
N	11440	D4TZ 7115-F	N	11760	D4TZ 7289-B	N	13110	353618-S100
N	11441	D4TZ 7A248-A	N	11797	D4TZ 7247-A	N	13113	D4TZ 7B106-G
N	11442	D4TZ 7100-C	N	11798	67554-S7	N	13114	D4TZ 7B106-D
N	11443	D4TZ 7289-B	N	11800	D6TZ 7061-B	N	13116	D6TZ 7B106-A
N	11444	D4TZ 7D126-A	N	11801	D8TZ 7C010-A	N	13117	D4TZ 7B106-H
N	11445	D4TZ 7A385-A	N	11803	D8TZ 7C010-B	N	13121	D3TZ 7B215-B
N	11446	D4TZ 7917-A	N	11852	D4TZ 7115-C	N	13146	D4TZ 7153-C
N	11452	D4TZ 7C350-A	N	11865	D4TZ 7005-E	N	13149	D6TZ 7061-E
N	11453	D4TZ 7050-A	N	11867	D4TZ 7086-B	N	13151	D0HZ 7113-E
N	11454	D4TZ 7100-D	N	11868	D4TZ 7240-A	N	13163	D4TZ 7153-B
N	11455	D4TZ 7100-B	N	11869	D4TZ 7061-A	N	13163	D4TZ 7153-B
N	11456	D4TZ 7115-E	N	11870	D4TZ 7086-C	N	13171	D0HZ 7113-F
N	11459	D3TZ 7B215-B	N	11873	D4TZ 7B214-A	N	13172	D5TZ 17285-A
N	11460	D3TZ 7050-E	N	11874	D4TZ 7017-A	N	13176	D6TZ 7177-A
N	11461	D4TZ 7B051-B	N	11877	D4TZ 7005-E	N	13184	D5TZ 7006-A
N	11463 A	D3TZ 7181-E	N	11879	D4TZ 7005-H	N	13185	D5TZ 7061-B
N	11464	D4TZ 7D144-A	N	11886	D7TZ 7005-A	N	13186	D5TZ 7A197-A
N	11465	D4TZ 7C341-B	N	11887	D4TZ 7005-F	N	13189	D5TZ 7A197-A
N	11466	D4TZ 7115-A	N	11894	D4TZ 7B214-B	N	13222	D6TZ 7B106-C
N	11467	D4TZ 7115-D	N	11895	D4TZ 7158-A	N	13225	D6TZ 7061-A
N	11468	D4TZ 7111-A	N	11897	D4TZ 7005-F	N	13247	D4TZ 7A219-A
N	11469	D4TZ 7115-B	N	11898	D4TZ 7005-G	N	13251	D6TZ 7B051-A
N	11471	D4TZ 7B106-F	N	11901	D4TZ 7A399-A	N	13295	D7HZ 7141-A
N	11473	D4TZ 7B106-F	N	11904	D4TZ 7B215-A	N	13314	D6TZ 7B214-A
N	11474	D4TZ 7F063-B	N	11922	D4TZ 7A039-B	N	13318	D7TZ 7A039-A

**1980/
FORD TRUCK PARTS**

NEW PROCESS TRANSMISSION and RELATED PART NUMBERS

C O D E	NEW PROCESS TRANSMISSION and RELATED PART NUMBERS		C O D E	NEW PROCESS TRANSMISSION and RELATED PART NUMBERS		C O D E	NEW PROCESS TRANSMISSION and RELATED PART NUMBERS	
	VENDOR PART NUMBER	FORD PART NUMBER		VENDOR PART NUMBER	FORD PART NUMBER		VENDOR PART NUMBER	FORD PART NUMBER
N 13334	D7TZ	7B214-A	N 13726	E0TZ	7F337-A	N 15140	E0TZ	7A398-A
N 13350	D6TZ	7B214-C	N 13727	E0TZ	7240-A	N 15142		44726-S2
N 13358	D7TZ	7017-C	N 13728	E0TZ	7B442-A	N 15181	E1TZ	7233-A
N 13359	D7TZ	7050-A	N 13730	E0TZ	7289-A	N 15244	E1TZ	7A153-A
N 13367	D7TZ	7B214-B	N 13733	E0TZ	7B106-B	N 15245	E1TZ	7B066-A
N 13371	D6TZ	7A029-A	N 13735	E0TZ	7289-B	N 15247	E1TZ	7D484-A
N 13372	D6TZ	7C016-A	N 13736	E0TZ	7219-A	N 15306	E1TZ	7177-A
N 13374	D6TZ	7B215-B	N 13737	E0TZ	7061-A	N 15307	E1TZ	7177-B
N 13375	D6TZ	7B214-B	N 13738	E0TZ	7917-C	N 15312	E1TZ	7B214-B
N 13377	D7TZ	7B106-B	N 13741	E0TZ	7100-A	N 15313	E1TZ	7B198-B
N 13378	D7TZ	7B106-A	N 13742	E0TZ	7D126-A	N 15315	E1TZ	7B215-A
N 13388	D7TZ	7C016-A	N 13743	E0TZ	7A385-B	N 15328	D7TZ	7017-C
N 13430	E4HZ	7E423-A	N 13745	E0TZ	7C115-A	N 15333	E1TZ	7061-A
N 13430	E4HZ	7E423-A	N 13746	E0TZ	7917-C	N 15334	E1TZ	7119-A
N 13432	D8TZ	7177-A	N 13747	E0TZ	7115-A	N 15353	E1TZ	7B106-A
N 13433	D8TZ	7A029-A	N 13748	E0TZ	7C341-A	N 15380	E1TZ	7289-B
N 13462	D8TZ	7B215-B	N 13749	E0TZ	7917-A	N 15391	E1TZ	7005-B
N 13469	D8TZ	7061-A	N 13750	E0TZ	7061-B	N 15414	E1TZ	7C341-A
N 13470	D8TZ	7061-B	N 13752	E0TZ	7119-A	N 15415	E1TZ	7061-B
N 13471	D8TZ	7B215-A	N 13753	E0TZ	7D234-A	N 15417	E1TZ	7B198-D
N 13473	D8TZ	7A728-A	N 13754	E0TZ	7119-B	N 15420	E1TZ	7005-A
N 13474	D8TZ	7A219-A	N 13756	E0TZ	7127-A	N 15421	E1TZ	7B215-B
N 13475	D8TZ	7A399-A	N 13759	E0TZ	7B215-A	N 15422	E1TZ	7C096-A
N 13527	D8TZ	7113-A	N 13762	E0TZ	7B106-A	N 15423	E1TZ	7085-A
N 13528	D8TZ	7196-A	N 13766	E0TZ	7B214-A	N 15424	E1TZ	7A385-A
N 13571	D8TZ	7B214-A	N 13778	E0TZ	7005-B	N 15425	E1TZ	7C018-A
N 13572	D9TZ	7B215-A	N 13782	E0TZ	7005-A	N 15429	E0TZ	7233-C
N 13574	D8TZ	7B215-C	N 13783	E0TZ	7A151-A	N 15430	E0TZ	7A039-B
N 13575	D8TZ	7B215-D	N 13784	E0TZ	7085-A	N 15455	E1TZ	7B198-C
N 13576	D8TZ	7B215-E	N 13795	E0TZ	7C430-B	N 15476	E0TZ	7100-D
N 13577	D8TZ	7B215-F	N 13796	E0TZ	7B214-B	N 15477	E0TZ	7C115-B
N 13626	E0TZ	7127-B	N 13797	E0TZ	7A029-A	N 15489	E2TZ	7C341-A
N 13627	E0TZ	7D362-A	N 13799	E0TZ	7177-A	N 15491	D4TZ	7040-A
N 13633	D8TZ	7B106-A	N 13800	E0TZ	7177-B	N 15507	E2TZ	7B066-A
N 13637	D9TZ	7C110-A	N 13863	E1TZ	7917-A	N 15584	E4TZ	7A034-B
N 13638	E0HZ	7109-A	N 13885	E0TZ	7C096-B	N 15585	E2HZ	7017-G
N 13639	E0HZ	7174-A	N 13887	E0TZ	7D484-B	N 15586	E2HZ	7017-F
N 13640	E0HZ	7174-B	N 13894	D9TZ	7006-B	N 15587	E2HZ	7177-B
N 13642	E0HZ	7105-A	N 13897	D9TZ	7006-C	N 15588	E2HZ	7177-C
N 13662	D9TZ	7B214-A	N 13904	E0TZ	7A443-C	N 15589	E2HZ	7158-B
N 13672	D9TZ	7B215-A	N 13905	E0TZ	7B215-B	N 15590	E2HZ	7158-C
N 13675	C4TZ	7118-A	N 13924	E0TZ	7E440-A	N 15591	E2HZ	7144-A
N 13677	D9TZ	7B215-B	N 13925	E0TZ	7034-A	N 15592	E2HZ	7144-B
N 13682	E0TZ	7005-B	N 13955	E0TZ	7059-A	N 15593	E2HZ	7196-A
N 13683	E0TZ	7005-A	N 13966	E0TZ	7127-A	N 15594	E2HZ	7196-B
N 13690	E0TZ	7085-A	N 13967	E0TZ	7120-A	N 15595	E2HZ	7137-B
N 13695	D9TZ	7B368-A	N 13968	E0TZ	7127-B	N 15596	E2HZ	7137-A
N 13699	E0TZ	7120-A	N 13969	E0TZ	7065-A	N 15644	E1TZ	7B106-C
N 13701	E0TZ	7A385-A	N 13992		385130-S100	N 15645	E1TZ	7B106-B
N 13702	E0TZ	7C096-A	N 15013	E0TZ	7A039-A	N 15647	E1TZ	7061-D
N 13703	E0TZ	7017-A	N 15014	E0TZ	7A039-B	N 15703	E2TZ	7005-A
N 13704	E0TZ	7065-A	N 15015	E0TZ	7A039-A	N 15731	E3TZ	7006-B
N 13705	E0TZ	7D484-A	N 15016	E0TZ	7A039-B	N 15732	E3TZ	7A039-D
N 13706	E0TZ	7A398-A	N 15044	E0TZ	7C430-C	N 15735	B5AZ	7A034-A
N 13716	E0TZ	7A153-A	N 15054	E0TZ	7A010-A	N 15736	D5AZ	7052-A
N 13722	E0TZ	7F063-A	N 15091	E0TZ	7A443-C	N 15737	E3TZ	7086-C
N 13725		370367-S100	N 15099	E1TZ	7C016-A	N 15739	E3TZ	7061-D
N 13725	E0TZ	7288-B	N 15111	E1TZ	7289-A	N 15740	E0TZ	7223-A

**1980/
FORD TRUCK PARTS**

NEW PROCESS TRANSMISSION and RELATED PART NUMBERS

C O D E	VENDOR PART NUMBER	FORD PART NUMBER	C O D E	VENDOR PART NUMBER	FORD PART NUMBER	C O D E	VENDOR PART NUMBER	FORD PART NUMBER
N	15796	E4TZ 7A039-J	N	38591	7EQ 1217	N	88498	TYAA 7158-B
N	15796	E4TZ 7A039-A	N	38671	TYAA 7026-A	N	88503	TYAA 7196-B
N	15811	E3TZ 7D126-B	N	38702	353096-S	N	88518	TYAA 7422-A
N	15812	E3TZ 7100-H	N	38707	D3TZ 7181-F	N	88522	TYAA 7191-A
N	15814	E3TZ 7C115-A	N	38806	B7T 7026-A	N	88526	B3T 7029-A
N	15820	E3TZ 7061-J	N	38809	B7T 7051-B	N	88529	TYAA 7182-B
N	15829	E3TZ 7A385-C	N	38831	7EQ 7065	N	88776	B3T 7135-A
N	15831	E3TZ 7100-G	N	38833	7EQ 7070	N	89067	B3T 7183-A
N	15835	E3TZ 7C341-A	N	38869	7EQ 7155	N	89068	B3T 7187-A
N	15836	E3TZ 7191-A	N	38876	7EQ 7219	N	89074	TYAA 7158-A
N	15868	E3TZ 7005-M	N	38877	7EQ 7235	N	89323	D4TZ 7145-A
N	15884	E4TZ 7B106-A	N	38886	B7T 7234-B	N	89328	C3AZ 7025-B
N	15884	E4TZ 7B106-A	N	38942	B7T 7086-A	N	89331 A	E0TZ 7029-A
N	15892	E4TZ 7085-B	N	38943	8D 7065	N	89331 B	E0TZ 7029-B
N	15892	E4TZ 7085-B	N	61526	55635-S	N	89331 C	E0TZ 7029-C
N	15895	E4TZ 7A034-A	N	61531	383481-S2	N	89331 D	E0TZ 7029-D
N	15895	E4TZ 7A034-A	N	61535 L	359266-S8	N	89791	TYAA 7234-A
N	15896	E4TZ 7B215-A	N	61570	E0TZ 7245-A	N	89923	C9TZ 7247-A
N	15896	E4TZ 7B215-A	N	61573	E0TZ 7A443-A	N	90094	TYAA 7017-A
N	15897	E4TZ 7061-B	N	61575	E0TZ 7A443-B	N	90097	TYAA 7050-A
N	15897	E4TZ 7061-B	N	68149	8D 7065	N	90098	TYAA 7051-A
N	15904	E4TZ 7100-B	N	68163	C4TZ 7065-A	N	90101	TYAA 7006-A
N	15904	E4TZ 7100-B	N	68166	8D 7065	N	90102	TYAA 7222-A
N	15905	E3TZ 7061-L	N	68168	TGAA 7065-A	N	90104	TYAA 7310-A
N	15910	E4HZ 7085-B	N	68175	B4T 7025-B	N	90106	TYAA 7230-A
N	15910	E4HZ 7085-B	N	68190	8D 7065	N	90107	TYAA 7334-A
N	15912	E4HZ 7085-C	N	71689	C2TZ 7113-C	N	90108	TYAA 7241-A
N	15912	E4HZ 7085-C	N	79783	CODW 4630-A	N	90109	TYAA 7240-A
N	15922	E4TZ 7034-A	N	79784	CODW 4628-A	N	90128	350673-S
N	15922	E4TZ 7034-A	N	A 85341	D3TZ 7029-A	N	90165	B3TZ 7124-A
N	15925	E4TZ 7085-A	N	A 85342	D3TZ 7029-B	N	90173	B3T 7174-B
N	15925	E4TZ 7085-A	N	A 85343	D3TZ 7029-C	N	90262	TYAA 7061-A
N	15926	E4TZ 7005-C	N	A 85344	D3TZ 7029-D	N	90268	TYAA 7223-A
N	15926	E4TZ 7005-C	N	A 85382	D3TZ 7065-A	N	90313	TYAA 7017-B
N	16049	E4TZ 7A174-C	N	88091	C4TZ 7155-A	N	90329	TYAA 7120-A
N	16049	E4TZ 7A174-C	N	88102	C4TZ 7140-A	N	90352	TYAA 7192-A1
N	16051	E4TZ 7005-D	N	88212	TYAA 7127-A	N	90488	B5T 7195-A
N	16051	E4TZ 7005-D	N	88228	TYAA 7059-A	N	90504	B5T 7127-A
N	16056	E4TZ 7A771-A	N	88254	TYAA 7045-A	N	90536	B5T 7070-A
N	16056	E4TZ 7A771-A	N	88277	TYAA 7195-A	N	90537	B5T 7181-A
N	16074	E4TZ 7F123-A	N	88293	TYAA 7196-A	N	90557	B5T 7061-A
N	16074	E4TZ 7F123-A	N	88294	TYAA 7117-A	N	90559	B5T 7183-A
N	16487	E7TZ 7A039-B	N	88297	TYAA 7100-A	N	90566 A	B5T 7059-A
N	35660	C4TZ 7247-A	N	88301	TYAA 7198-A	N	90566 B	B5T 7059-B
N	35662	BB 7165	N	88304	TYAA 7181-A	N	90566 C	B5T 7059-C
N	35666	B9TT 7166-C	N	88308	TYAA 7142-A	N	90566 D	B5T 7059-D
N	35675	D6TS 7119-A	N	88311	B3T 7051-A	N	90571	B5T 7177-A
N	35806	356957-S	N	88312	TYAA 7728-A	N	90572	B5T 7144-A
N	35983	TYAA 7118-A	N	88314	TYAA 7411-A	N	90573	B5T 7177-B
N	35999	B3T 7145-A	N	88316	TYAA 7279-A	N	90574	B5T 7144-B
N	36272	TYAA 7160-A	N	88317	TYAA 7231-A	N	90598	377159-S
N	37227	D3TZ 7245-A	N	88318	TYAA 7119-A	N	90649	B5T 7113-A
N	38566 A	D3TZ 7181-A	N	88319	TYAA 7482-A	N	90651	B5T 7196-A
N	38566 B	D3TZ 7181-B	N	88397	TYAA 7235-A	N	90652	B5T 7100-A
N	38578	TYAA 7063-A	N	88404	TYAA 7113-A	N	90653	B5T 7142-A
N	38579	D3TZ 7085-C	N	88411	B3T 7115-A	N	90662	B5T 7182-A
N	38581	D3TZ 7181-D	N	88424	TYAA 7140-A	N	90663 A	B5T 7059-E
N	38587	D3TZ 7181-C	N	88493	TYAA 7192-A2	N	90663 B	B5T 7059-F

1980/
FORD TRUCK PARTS

NEW PROCESS TRANSMISSION and RELATED PART NUMBERS

C O D E	VENDOR PART NUMBER	FORD PART NUMBER	C O D E	VENDOR PART NUMBER	FORD PART NUMBER	C O D E	VENDOR PART NUMBER	FORD PART NUMBER
N	90663 C	B5T 7059-G	N	92163	B7T 7051-A	N	93549	C2TZ 7C430-A
N	90666	B5TZ 7124-A	N	92164	B7T 7174-C	N	93553	B8T 7230-A
N	90678	B5T 7117-A	N	92197	B7T 7174-B	N	93641	C2TZ 7176-A
N	90679	B5T 7158-A	N	92263	B7T 7017-B	N	93642	C2TZ 7196-A
N	90857	B5T 7017-A	N	92317	C4TZ 7161-A	N	93644	C2TZ 7177-B
E	ER 90916 225	D9HZ 3K507-A	N	92358	B7T 7025-A	N	93744	C4TZ 7143-A
E	ER 90916 250	D9HZ 3K507-B	N	92496	C2TZ 7144-B	N	93746	C4TZ 7145-A
N	91176	B7T 7061-A	N	92497	C2TZ 7137-B	N	93747	C4TZ 7482-A
N	91177	B7T 7158-A	N	92498	C2TZ 7113-D	N	93748	C4TZ 7728-A
N	91181	B7T 7196-A	N	92504	C2TZ 7158-B	N	93769	374506-S
N	91187	B7T 7107-A	N	92506	C2TZ 7196-B	N	93824	C2TZ 7177-C
N	91197	B7T 7177-A	N	92507	C2TZ 7176-B	N	93966	C2TZ 7230-A
N	91198	B7T 7144-A	N	92516	C2TZ 7137-A	N	94021	C4TZ 7232-A
N	91199	B7T 7119-A	N	92517	C2TZ 7144-A	N	94179	351126-S
N	91203	C2TZ 7127-A	N	92519	C2TZ 7158-A	N	94228	B9TZ 7072-A
N	91204	B7T 7181-A	N	92682	B7T 7113-A	N	94229	B9TZ 7072-B
N	91209	B7T 7140-A	N	92683	B7T 7141-A	N	94289	D3TZ 7A672-A
N	91211	B7T 7221-A	N	92687	C2TZ 7177-A	N	94292	D3TZ 7034-B
N	91218	B7T 7232-B	N	92689	C2TZ 7113-C	N	94381	C4TZ 7127-A
N	91219	B7T 7247-A	N	92692	C2TZ 7158-C	N	94387	D3TZ 7086-B
N	91221	B7T 7242-A	N	92693	C2TZ 7144-C	N	94459	C9TZ 7109-A
N	91222	B7T 7240-A	N	92695	TGAA 7025-A	N	94461	C9TZ 7174-A
N	91223	B7T 7241-A	N	92702	C2TZ 7174-A	N	94468	C9TZ 7105-A
N	91224	B7T 7334-A	N	92704	C2TZ 7107-B	N	94469	C9TZ 7174-B
N	91226	B7T 7243-A	N	92706	C2TZ 7174-B	N	94508	8D 7065
N	91233	B7T 7118-A	N	92708	C2TZ 7107-A	N	94509	8D 7070
N	91238	B5Q 7103-A	N	92709	C2TZ 7105-A	N	94616	D8TZ 7034-A
N	91239	370286-S	N	92712	C4TZ 7065-A	N	94687	D3TZ 7085-A
N	91241 A	B7T 7160-A	N	92717	C2TZ 7240-A	N	94743	D3TZ 7C016-A
N	91241 B	B7T 7160-B	N	92718	C2TZ 7231-A	N	94852	C2TZ 7198-A
N	91313	B7T 7017-A	N	92719	C2TZ 7243-A	N	94941	B4Q 7118-A
N	91316	B7T 7050-A	N	92732	C2TZ 7051-A	N	94943	TGAA 7065-A
N	91383	B7T 7100-A	N	92733	C2TZ 7135-A	N	94997	C2TZ 7061-B
N	91386	C4TZ 7235-A	N	92736	C2TZ 7141-A	N	94998	C2TZ 7100-B
N	91388	B7T 7176-A	N	92737	C2TZ 7120-B	N	94999	372040-S
N	91396	B7T 7231-A	N	92742	C2TZ 7155-A	N	95001	C2TZ 7005-B
N	91421	B7T 7006-B	N	92743	C2TZ 7120-A	N	95002	C2TZ 7017-D
N	91465	B7T 7127-A	N	92772	C2TZ 7728-A	N	95286	C2TZ 7017-C
N	91484	B7T 7117-A	N	92779	C2TZ 7241-A	N	95288	C2TZ 7017-E
N	91491	B7T 7279-A	N	92794	B7T 7223-A	N	95298	C2TZ 7100-A
N	91492	B7T 7069-A	N	92796	C2TZ 7118-A	N	95301	C2TZ 7005-C
N	91502	74115-S	N	92797	C2TZ 7118-A	N	95304	C2TZ 7085-E
N	91504	B7T 7234-A	N	92798	C2TZ 7160-A	N	95443	B7TZ 7113-A
N	91541	B7T 7194-A	N	92812	B7T 7222-C	N	95472	E0TZ 7E290-A
N	91568	B7T 7187-A	N	92917	C2TZ 7119-A	N	95702	C4TZ 7063-A
N	91569	B7T 7183-A	N	92958	C2TZ 7198-B	N	95703	C4TZ 7059-A
N	91581	B7T 7105-A	N	93079	C2TZ 7482-A	N	95706	C4TZ 7183-A
N	91663	B7T 7191-A	N	93081	C2TZ 7145-A	N	95707	C4TZ 7061-C
N	91677	B7T 7289-A	N	93083	C2TZ 7125-A	N	95708	C4TZ 7196-A
N	91726	B7T 7109-A	N	93356	C2TZ 7279-A	N	95709	C4TZ 7118-A
N	91739	370285-S	N	93433	D3TZ 7219-A	N	95711	C4TZ 7005-A
N	91845	TGAA 7025-A	N	93443	B8T 7242-A	N	95712	C4TZ 7222-C
N	91967	B7T 7177-B	N	93444	B8T 7228-A	N	95713	C4TZ 7119-A
N	91968	B7T 7144-B	N	93446	B8T 7220-A	N	95714	C4TZ 7C096-A
N	91972	B7T 7158-B	N	93447	B8T 7222-A	N	95716	C4TZ 7119-B
N	91973	B7T 7196-B	N	93448	B8T 7227-A	N	95717	C4TZ 7051-A
N	92106	B7T 7045-A	N	93508	B8T 7247-A	N	95718	C4TZ 7141-A
N	92121	B7T 7174-A	N	93531	B7T 7174-C	N	95722	C4TZ 7156-A

**1980/
FORD TRUCK PARTS**

NEW PROCESS TRANSMISSION and RELATED PART NUMBERS

C O D E	NEW PROCESS TRANSMISSION and RELATED PART NUMBERS		C O D E	NEW PROCESS TRANSMISSION and RELATED PART NUMBERS		C O D E	NEW PROCESS TRANSMISSION and RELATED PART NUMBERS	
	VENDOR PART NUMBER	FORD PART NUMBER		VENDOR PART NUMBER	FORD PART NUMBER		VENDOR PART NUMBER	FORD PART NUMBER
N 95723	C4TZ	7017-A	N 96869	B9TZ	7086-A	N 97988	DOHZ	7174-A
N 95724	C4TZ	7050-A	N 96901	C4TZ	7085-E	N 97991	DOHZ	7155-C
N 95726	C4TZ	7176-A	N 96932	C6TZ	7086-D	N 97998	DOHZ	7019-A
N 95727	C4TZ	7174-A	N 96962	C4TZ	7B331-B	N 97999	DOHZ	7196-A
N 95729	C4TZ	7B137-A	N 96962	C4TZ	7B331-B	N 99003	DOHZ	7158-F
N 95732	C4TZ	7100-K	N 96969	D2TZ	7C430-A	N 99004	DOHZ	7158-G
N 95733	C4TZ	7113-A	N 96971	C4TZ	7289-D	N 99012	D3TZ	7B214-B
N 95734	C4TZ	7195-A	N 96986	C4TZ	7183-B	N 99027	DOHZ	7196-B
N 95736	C4TZ	7181-A	N 96987	C5TZ	7061-H	N 99028	DOHZ	7158-H
N 95737	C4TZ	7289-A	N 97009	C6TZ	7052-A	N 99030	DOHZ	7113-E
N 95738	C4TZ	7243-A	N 97011	C6TZ	7A039-A	N 99035	DOHZ	7176-E
N 95739	C4TZ	7279-A	N 97042	C5TZ	7E082-A	N 99055	D3TZ	7100-C
N 95742	C4TZ	7240-A	N 97043	C4TZ	7100-J	N 99084	D3TZ	7067-D
N 95743	C4TZ	7241-A	N 97112	C6TZ	7D362-A	N 99086	D3TZ	7C018-A
N 95744	C4TZ	7242-A	N 97121	C4TZ	7100-K	N 99088 A	D3TZ	7070-D
N 95746	C4TZ	7223-A	N 97213	C7TZ	7A039-A	N 99088 B	D3TZ	7070-E
N 95747	C4TZ	7289-B	N 97214	C7TZ	7A039-A	N 99088 C	D3TZ	7070-F
N 95757	D7TZ	7289-A	N 97233	C7TZ	7222-A	N 99088 D	D3TZ	7070-G
N 95786	C4TZ	7050-A	N 97234	C9TZ	7222-C	N 99099	D3TZ	7219-B
N 95816	C4TZ	7222-B	N 97238	C7TZ	7242-A	N 99180	C9TZ	7222-D
N 95818	C4TZ	7222-A	N 97249	C7TZ	7222-A	N 99182	C9TZ	7222-C
N 95826	C4TZ	7C096-B	N 97294	C9TZ	7222-D	N 99183	C9TZ	7222-F
N 95827	C4TZ	7048-A	N 97309	C9TZ	7222-E	N 99184	C9TZ	7222-E
N 95846 B	C5TZ	7070-A	N 97331	C9TZ	7222-F	N 99239	D4TZ	7289-A
N 95849	DOHZ	7183-A	N 97422 B	DOHZ	7030-A	N 99406	D4TZ	7B215-D
N 95924 B	C5TZ	7181-B	N 97427	D5TZ	7086-A	N 99411	D4TZ	7C016-A
N 95935	C2TZ	7001-L	N 97478	C7TZ	7061-C	N 99476	D3TZ	7067-A
N 95947	C5TZ	7061-H	N 97479	C7TZ	7089-C	N 99510	DOHZ	7005-G
N 95961	D3TZ	7143-A	N 97518	D2TZ	7221-A	N 99511	DOHZ	7061-F
N 95979	C9TZ	7141-A	N 97562	DOHZ	7187-A	N 99529	D2TZ	7241-B
N 96037	C4TZ	7222-B	N 97639	C8TZ	7B198-A	N 99531	DOTZ	7141-A
N 96038	C4TZ	7222-C	N 97678	B7TZ	7061-A	N 99565	DOHZ	7222-F
N 96187	C4TZ	7072-A	N 97758	D3TZ	7222-A	N 99568	DOHZ	7222-F
N 96371	C5TZ	7006-B	N 97761	C8TZ	7222-F	N 99569	DOTZ	7222-B
N 96372	C5TZ	7017-C	N 97802	D3TZ	7125-A	N 99572	DOTZ	7222-B
N 96373	C5TZ	7050-B	N 97803	D3TZ	7067-C	N 99638	DOHZ	7085-E
N 96374	C5TZ	7061-E	N 97804	D3TZ	7120-A	N 99652	D3TZ	7070-A
N 96383	C5TZ	7017-B	N 97807	D3TZ	7067-B	N 99653	D3TZ	7061-A
N 96384	C5TZ	7050-A	N 97808	D3TZ	7080-A	N 99660	D4TZ	7B214-C
N 96386		375646-S2	N 97812	D3TZ	7229-A	N 99780	D4TZ	7181-C
N 96391	C5TZ	7006-A	N 97813	D3TZ	7050-A	N 99802	D4TZ	7245-A
N 96638	C5TZ	7119-A	N 97814	D3TZ	7140-A	N 99858	D3TZ	7288-A
N 96688	D2TZ	4813-A	N 97816	D3TZ	7017-A	N 99859	D3TZ	7070-B
N 96691		357599-S2	N 97817	D3TZ	7100-B	N 99907	C4DZ	17285-A
N 96711 A	DOHZ	7059-A	N 97824	D3TZ	7142-A	N 99976	D2TZ	7029-A
N 96711 B	DOHZ	7059-B	N 97826	D3TZ	7100-A	N 131017		352519-S100
N 96711 C	DOHZ	7059-C	N 97827	D3TZ	7289-A	N 142656		74113-S
N 96711 D	DOHZ	7059-D	N 97828	D3TZ	7085-D	N 147487		353081-S
N 96732	C5TZ	7086-A	N 97844	DOHZ	7100-H	N 147500		372720-S
N 96733	C4TZ	7052-A	N 97847	DOHZ	7113-F	N 152144		353351-S
N 96734	B3TZ	7A034-A	N 97864		372631-S	N 181164		20472-S
N 96737	C5TZ	7A039-A	N 97867	C8TZ	7085-F	N 378475		357599-S2
N 96738	C2OZ	17285-D	N 97871	D3TZ	7B215-A	N 423351		20328-S8
N 96742	C5TZ	7A039-A	N 97974	DOHZ	7069-A			34807-S
N 96803	C2TZ	7198-B	N 97978	DOHZ	7176-D	N 438159		87653-S
N 96828	C4TZ	7C096-C	N 97979	DOHZ	7198-A	N 444592		374506-S
N 96829	C4TZ	7183-B	N 97984	DOHZ	7193-E			372532-S
N 96831	D4HZ	7124-A	N 97986	DOHZ	7135-B	N 9422127		67557-S

**1980/
FORD TRUCK PARTS**

NEW PROCESS TRANSMISSION and RELATED PART NUMBERS

C O D E	VENDOR PART NUMBER	FORD PART NUMBER	C O D E	VENDOR PART NUMBER	FORD PART NUMBER	C O D E	VENDOR PART NUMBER	FORD PART NUMBER
N	9427708	353381-S8	N	9427750	375364-S			

**1980/
FORD TRUCK PARTS**

NATIONAL SEAL and RELATED PART NUMBERS

C O D E	VENDOR PART NUMBER		FORD PART NUMBER		C O D E	VENDOR PART NUMBER		FORD PART NUMBER		C O D E	VENDOR PART NUMBER		FORD PART NUMBER	
NS	JV 1508		D0TZ	1175-A	NS	9585 BTO		D0TZ	1175-D	NS	470360 SSR		D4TZ	7B215-A
NS	JV 1509		D0TZ	1175-B	NS	9586 BTO		D0TZ	1175-C	NS	470574 RBR		C8TZ	4676-B
NS	JV 1510		D0TZ	1175-D	NS	9587 BTO		C9HZ	1175-A	NS	471949 SSR		D4TZ	7B215-B
NS	JV 1511		D0TZ	1175-C	NS	9588 BTO		C9HZ	1175-B	NS	472635 5R		D2TZ	7B215-B
NS	JV 1512		C9HZ	1175-A	NS	B 9588 BJ		C9HZ	1175-B	NS	472635 RXR		D7TZ	7B215-A
NS	JV 1513		C9HZ	1175-B	NS	B 9589 BJ		D0TZ	1175-A	NS	E 473056 RXR		D2TZ	7B215-C
NS	JV 1945		D7HZ	1175-A	NS	40108 2		E3TZ	3254-A	NS	E 473204 RA		D8TZ	7B215-E
NS	B 2155 BJ		D0TZ	1175-E	NS	91745		C6TZ	7B215-C	NS	E 473313 BX		D6TZ	7B215-B
NS	E 2983 BJ		D5HZ	1190-E	NS	330749 VG1		E4HZ	7B215-A	NS	E 473457 SSI		D8TZ	7B215-B
NS	3173 SSR		D3TZ	7B215-B	NS	B 370003 BGR		E1HZ	1175-B	NS	E 473468 RA		D8TZ	7B215-C
NS	EG 3475 BJ		D7HZ	1175-A	NS	435009 R		C1TT	4676-A	NS	475368 R		B9TZ	4676-A
NS	5778 R54		C6TZ	4676-A	NS	ENS 442380 X		B9TZ	1190-A	NS	476500 RBR		C1TT	4573-A
NS	K 9502 BJ		D4AZ	4676-A	NS	470117		D8TZ	7B215-A	NS	481837 X		C8TZ	1177-A
NS	9583 BTO		D0TZ	1175-A	NS	470183 SSR		D4TZ	7B215-C	NS	483237		E0TZ	7B215-C
NS	9584 BTO		D0TZ	1175-B	NS	470304		D6TZ	7B215-C					

**1980/
FORD TRUCK PARTS**

PHILLIPS COLD WEATHER STARTING AID PARTS								
C O D E	VENDOR PART NUMBER	FORD PART NUMBER	C O D E	VENDOR PART NUMBER	FORD PART NUMBER	C O D E	VENDOR PART NUMBER	FORD PART NUMBER
PH	108288	EOHZ 17A056-B	PH	324088 14	E1HZ 6B018-A	PH	656008 08	E1HZ 6A051-A

**1980/
FORD TRUCK PARTS**

PER-LUX ALL-WEATHER SAFETY LIGHT PARTS

C O D E	VENDOR PART NUMBER		FORD PART NUMBER		C O D E	VENDOR PART NUMBER		FORD PART NUMBER		C O D E	VENDOR PART NUMBER		FORD PART NUMBER	
PL	2004		D3HZ	15A238-A	PL	2470		D8HZ	15200-C	PL	200T5		D3HZ	15A236-A
PL	2007	200T-7A	D3HZ	15K243-A										

**1980/
FORD TRUCK PARTS**

PRECISION RUBBER and RELATED PART NUMBERS

C O D E	VENDOR PART NUMBER		FORD PART NUMBER		C O D E	VENDOR PART NUMBER		FORD PART NUMBER		C O D E	VENDOR PART NUMBER		FORD PART NUMBER	
PR	71X 6284		E0TZ	7B215-A	PR	2801 32165		D4TZ	7B215-B	PR	193268 X		D9TZ	7B215-A
PR	2800 31732		D4TZ	7B215-C	PR	2806 32194		D9TZ	7B215-B	PR	212275 3		D8TZ	7B215-E
PR	2801 31820		D8TZ	7B215-A	PR	2890 32194		D8TZ	7B215-C					

1980/ FORD TRUCK PARTS

CROSS REFERENCE LIST 85

ROSS GEAR									
C O D E	VENDOR PART NUMBER	FORD PART NUMBER	C O D E	VENDOR PART NUMBER	FORD PART NUMBER	C O D E	VENDOR PART NUMBER	FORD PART NUMBER	
RG	4 CR02	7EQ 3517-B	RG	400 MA001	B7QH 3524-A	RG	HF 64076	D1HZ	3504-F
RG	4 DF03	C6TZ 3579-A	RG	400 MA002	B6QH 3524-A	RG	HF 64077	D1HZ	3504-E
RG	6 DE04	B7T 3597-A	RG	408 AS020	E1HZ 3504-F	RG	HFB 64079	E2HZ	3504-A
RG	6 DM246DE11	C4TZ 3524-M	RG	408 CM015J	D2HZ 3548-F	RG	HFB 64080	E2HZ	3504-B
RG	6 JM69	C6TZ 3524-E	RG	408 FA010	C8HZ 3575-B	RG	HF 64122	E1HZ	3504-A
RG	6 JM75	C8TZ 3524-A	RG	408 JA001	DOHZ 3524-B	RG	HF 64123	E1HZ	3504-B
RG	7 JM199	C4TZ 3524-H	RG	408 JA002	DOHZ 3524-E	RG	K 65918 1236	E0HZ	3B676-C
RG	7 JM225	C6TZ 3524-N	RG	408 JA006	E1HZ 3524-B	RG	K 65918 1288	E0HZ	3B676-B
RG	24 JM21	C7TZ 3524-E	RG	408 JA007	E1HZ 3524-C	RG	K 65918 1603	E0HZ	3B676-A
RG	24 JM22	C7TZ 3524-F	RG	408 JA008	E1HZ 3524-D	RG	020205	C7TZ	3E610-A
RG	26 DF05	C6TZ 3581-B	RG	408 MA004	C4TZ 3524-M	RG	020206	C7TZ	3E617-A
RG	26 DF13	C6TZ 3583-A	RG	408 VM002	C8TZ 3593-A	RG	020207	C7TZ	3E616-A
RG	35 DC07	C5TZ 3593-A	RG	408 VM003	D2HZ 3593-A	RG	020223	D7HZ	3E617-A
RG	35 DC08	C5TZ 3593-B	RG	408 VM005	C8TZ 3593-B	RG	020251	E9HZ	3E617-A
RG	35 DC09	C5TZ 3593-C	RG	408 VM007	C8TZ 3593-D	RG	021200	C6TZ	3577-A
RG	35 JM01	C4TZ 3524-A	RG	408 VM010	C8TZ 3593-C	RG	021244	C7TZ	3577-B
RG	35 JM03	C4TZ 3524-C	RG	504 JA001	DOHZ 3524-F	RG	021246	C7TZ	3577-A
RG	35 JM05	C6TZ 3524-F	RG	504 JA002	DOHZ 3524-C	RG	021267 A1	C8TZ	3577-A
RG	35 JM08	C7TZ 3524-D	RG	504 JA006	E1HZ 3524-A	RG	021275 A1	E1HZ	3577-A
RG	35 JM10	C7TZ 3524-C	RG	1202	350999-S	RG	021277	DOHZ	3E617-A
RG	051 MA006	7HC 3524	RG	3020	B7J 3577-A	RG	021286	DOHZ	3577-C
RG	051 MA008	B6A 3524-B	RG	3060	20350-S	RG	021289	D1HZ	3577-A
RG	051 MA009	B5A 3524-A	RG	3064	C8TZ 3C785-A	RG	021317	D6HZ	3577-C
RG	051 MA010	11A 3524	RG	3100	33943-S8	RG	021318	D6HZ	3577-B
RG	051 MA013	AD 3524-A	RG	3522	C7TZ 3D519-B	RG	021323	D8HZ	3E617-A
RG	100 MA001	B6A 3524-C	RG	C 28556 A4	E3HZ 3A540-A	RG	021325	E0HZ	3N577-A
RG	100 MA005	AB 3524-A	RG	30731	C6TZ 3538-A	RG	021333	D8HZ	3577-A
RG	100 MA010	B5A 3524-B	RG	32810	E7HZ 3M633-A	RG	021334	D7HZ	3577-A
RG	101 MA001	B6C 3524-A	RG	33772	C1TT 3568-B	RG	021361	E3HZ	3577-A
RG	101 MA002	B7C 3524-A	RG	33801	C8HZ 3518-A	RG	021362	E3HZ	3577-B
RG	101 MA003	TAAA 3524-A	RG	37262	70 3552	RG	021367	E4HZ	3577-A
RG	300 MA004	TCAA 3524-A	RG	37806	7EQ 3553	RG	021377 X1	E1HZ	3C655-A
RG	300 MA008	7RT 3524-B	RG	3AM89	B5S 3597-A	RG	025121	D6HZ	3D623-B
RG	300 MA010	B6Y 3524-A	RG	40051	7EQ 3518	RG	025122	D8HZ	3D623-A
RG	301 MA001	D1TZ 3524-G	RG	40233	B7T 14308-A	RG	025123	D6HZ	3D623-A
RG	301 MA006	B7Y 3524-A	RG	HFB 52001	D6HZ 3504-C	RG	025127	D8HZ	3E561-A
RG	302 MA003	C1TT 3524-C	RG	HFB 52011	D6HZ 3504-C	RG	027007	E9HZ	3D623-A
RG	302 MA004	C1TT 3524-D	RG	HFB 52012	D6HZ 3504-A	RG	028258	C7TZ	3321-C
RG	370 JA001	B7T 3524-A	RG	HFB 52014	EOHZ 3504-A	RG	028285	C7TZ	3321-B
RG	370 MA007	B6Q 3524-A	RG	HFB 52016 A1	E1HZ 3504-J	RG	028288	C7TZ	3321-D
RG	370 MA008	B7Q 3524-A	RG	HFB 52017 A1	E1HZ 3504-H	RG	028332	C7TZ	3321-A
RG	372 MA003	C1TT 3524-G	RG	HFB 52023	E1HZ 3504-M	RG	028334	C7TZ	3E626-A
RG	372 MA008	C3TZ 3524-R	RG	HFB 52028 A1	E4HZ 3504-A	RG	028347	DOHZ	3321-A
RG	376 JA002	DOHZ 3524-A	RG	HF 54001	C7TZ 3504-S	RG	028348	DOHZ	3E560-A
RG	376 MA001	C6TZ 3524-C	RG	HF 54006	C7TZ 3504-F	RG	028349	DOHZ	3E611-A
RG	376 MA008	C4TZ 3524-J	RG	HF 54042	DOTZ 3504-C	RG	028366	C7TZ	3E560-A
RG	376 MA009	C5TZ 3524-E	RG	HF 54043	DOHZ 3504-K	RG	028371	C7TZ	3E615-A
RG	376 MA012	C4TZ 3524-L	RG	HF 54044	DOTZ 3504-A	RG	028409	DOHZ	3D770-B
RG	376 VM001	DOHZ 3593-A	RG	HF 54045	D3TZ 3504-C	RG	028430	D6HZ	3321-A
RG	376 VM003	D2TZ 3593-A	RG	HF 54050	DOHZ 3504-J	RG	028433	D8HZ	3E560-A
RG	378 CM027J	D5TZ 3548-A	RG	HF 54059	E1HZ 3504-K	RG	028434	D8HZ	3E560-C
RG	378 FA003	D8TZ 3575-A	RG	HF 54060	E1HZ 3504-L	RG	028435	D8HZ	3E560-B
RG	378 FA011	D5TZ 3575-A	RG	HF 54061	E4HZ 3504-B	RG	028436	D6HZ	3C721-A
RG	378 JA001	DOHZ 3524-D	RG	HF 54062	E4HZ 3504-C	RG	028519	E9HZ	3E560-A
RG	378 JA008	D8TZ 3524-E	RG	HFB 64042	E3HZ 3504-A	RG	029097	C7TZ	3C559-B
RG	378 JA023	E1HZ 3524-E	RG	HFB 64044	D8HZ 3504-B	RG	029099	DOHZ	3E560-B
RG	378 TA001	DOHZ 3583-B	RG	HFB 64051	E2HZ 3504-A	RG	032200 151	E9HZ	3754-A
RG	378 UM001	DOHZ 3581-A	RG	HFB 64052	E2HZ 3504-B	RG	032313	C3TZ	3D510-A

July, 1989

COPYRIGHT © 1989 — FORD MOTOR COMPANY — DEARBORN, MICHIGAN

New Issue

**1980/
FORD TRUCK PARTS**

ROSS GEAR

C O D E	VENDOR PART NUMBER	FORD PART NUMBER	C O D E	VENDOR PART NUMBER	FORD PART NUMBER	C O D E	VENDOR PART NUMBER	FORD PART NUMBER
RG	032325	C7TZ 3C515-A	RG	040113	E0HZ 3F614-A	RG	401320	C7TZ 3D771-A
RG	032325 X1	C7TZ 3E502-A	RG	040116	D0HZ 3E622-B	RG	401321	C7TZ 3E624-A
RG	032344	C7TZ 3754-A	RG	040209	E9HZ 3K651-A	RG	401324	C7TZ 3549-B
RG	032345	D0HZ 3E614-A	RG	040210	E9HZ 3E622-A	RG	401341	D0HZ 3C617-A
RG	032346	D0HZ 3586-A	RG	055028	C6TZ 3A529-A	RG	401385	D6HZ 3549-B
RG	032355 A1	D0HZ 3738-C	RG	062005	C7TZ 3610-A	RG	401389	D7HZ 3549-A
RG	032356	C7TZ 3C515-B	RG	063029	C7TZ 3E612-A	RG	401394	E0HZ 3F719-A
RG	032362	D0HZ 3C515-A	RG	065978	C7TZ 3B673-A	RG	401444	E1HZ 3C617-B
RG	032363	D0HZ 3C559-A	RG	067026	D0HZ 3B673-A	RG	401445	E1HZ 3C617-A
RG	032364 A1	D0HZ 3D519-A	RG	068019	D2TZ 3576-A	RG	401502	D5TZ 3549-A
RG	032380	C7TZ 3C559-A	RG	069010	C1TT 3B614-C	RG	401637	E9HZ 3C617-A
RG	032381	C7TZ 3E614-A	RG	069508	C7TZ 3B614-A	RG	401662	E9HZ 3E624-A
RG	032382	C7TZ 3586-A	RG	069509	C7TZ 3B614-B	RG	402226	C7TZ 3D519-A
RG	032383	C7TZ 3E560-B	RG	070023	D6HZ 3B614-A	RG	402285 A1	D0HZ 3738-B
RG	032384 A1	C7TZ 3738-A	RG	070027	E9HZ 3B673-A	RG	402302	C7TZ 3544-A
RG	032385	C7TZ 3D774-A	RG	071010	D0HZ 3B614-A	RG	402304 A1	C7TZ 3E608-A
RG	032387	C7TZ 3738-C	RG	071016	D8HZ 3B614-A	RG	402306 A1	C7TZ 3E608-B
RG	032401	D1HZ 3C515-A	RG	071018	E3HZ 3B614-A	RG	402321 A1	E4HZ 3E608-A
RG	032473	D0HZ 3L656-B	RG	071020	E9HZ 3B614-A	RG	402324 A1	C8TZ 3E608-A
RG	032480	D2HZ 3591-C	RG	075002	C7TZ 3E625-A	RG	402338 A1	D0TZ 3E608-B
RG	032481	D2HZ 3591-D	RG	080154	E9HZ 3E625-A	RG	402345 A1	D1HZ 3E608-A
RG	032484	D2HZ 3591-A	RG	086072 A13441	C7TZ 3A527-A	RG	402347 A1	D3TZ 3E608-A
RG	032485	D2HZ 3591-B	RG	G 127708	C7TZ 3707-A	RG	402368 A1	D8HZ 3738-A
RG	032544	E0HZ 3C559-A	RG	213627	C7TZ 3E611-A	RG	402369	D6HZ 3C694-A
RG	032552	D6HZ 3D519-B	RG	213684	C7TZ 3647-A	RG	402374 A1	C7TZ 3738-B
RG	032570	D6HZ 3C559-A	RG	213685	D3TZ 3523-B	RG	402380	D8HZ 3544-A
RG	032571	D6HZ 3C559-B	RG	213705	D6HZ 3577-A	RG	402384	D8HZ 3597-A
RG	032572	D6HZ 3B541-B	RG	214027	C7TZ 3523-A	RG	402802 A2	E0HZ 3738-A
RG	032573	D6HZ 3B541-A	RG	215396	C7TZ 3647-B	RG	403723 A1132	C9TZ 3A526-C
RG	032575 A1	D7HZ 3738-A	RG	215396 X1	E1HZ 3647-A	RG	403723 A113353	C7TZ 3A526-A
RG	032575 A2	D7HZ 3738-B	RG	215396 X2	E1HZ 3647-A	RG	403723 A1136	C9TZ 3A526-D
RG	032576	D6HZ 3754-A	RG	216191 X1	D6HZ 3647-A	RG	403723 A113947	C7TZ 3A526-B
RG	032577 A1	D6HZ 3D526-A	RG	G 216339 X1	E1HZ 3C655-A	RG	403723 A173378	D1TZ 3A526-A
RG	032579	D6HZ 3D519-A	RG	V 220003	C7TZ 3A730-A	RG	403723 A173972	D1TZ 3A526-B
RG	032581	D6HZ 3738-A	RG	V 220007	D0HZ 3A730-C	RG	403723 A1S	C6TZ 3A528-A
RG	032586	D8HZ 3754-A	RG	V 220008	D0HZ 3A730-D	RG	403723 A294812	D8HZ 3524-C
RG	032590	D6HZ 3B541-D	RG	V 220009	D0HZ 3A730-A	RG	403723 A295038	D8HZ 3524-D
RG	032590 X2	E2HZ 3B541-A	RG	V 220011	D0HZ 3A730-B	RG	403723 A31717	C3TZ 3B676-A
RG	032591	D8HZ 3738-D	RG	G 223734	E3HZ 3E617-A	RG	403723 A31862	C6TZ 3B676-A
RG	032592	D6HZ 3329-A	RG	G 223737	D6HZ 3E585-A	RG	403723 B83378	D1TZ 3A526-A
RG	032597	E0HZ 3B541-A	RG	G 223752	D6HZ 3E585-B	RG	403723 B83972	D1TZ 3A526-B
RG	032607	D8HZ 3E560-D	RG	HP 280046	D0TZ 3A540-A	RG	403723 D24812	D8HZ 3524-C
RG	032615	D8HZ 3B541-A	RG	C 284104 1643	D6HZ 3B542-B	RG	403723 D25038	D8HZ 3524-D
RG	032616	D8HZ 3E614-A	RG	400079 A1	C4TZ 3571-A	RG	403752 A123212	D3HZ 3524-B
RG	032634 A1	D8HZ 3738-B	RG	400083	C4TZ 3553-A	RG	403752 A12361	D3HZ 3524-A
RG	032635 A1	D8HZ 3738-C	RG	400084	C4TZ 3552-A	RG	403773 A13172	D8HZ 3B676-A
RG	032644	E0HZ 3E614-A	RG	400098	D0HZ 3523-A	RG	403775 A13045	C7TZ 3524-A
RG	032788 A1	E3HZ 3738-A	RG	400121	D8HZ 3523-A	RG	403775 A13630	C7TZ 3524-B
RG	032789 A1	E3HZ 3738-B	RG	400144	E9HZ 3321-A	RG	403775 A23070	D1TZ 3524-D
RG	032791 A1	E3HZ 3738-C	RG	400146	E9HZ 3523-A	RG	403775 A23655	D1TZ 3524-E
RG	032823	E9HZ 3329-A	RG	400149	E9HZ 3K653-A	RG	409128	E9HZ 3E623-A
RG	036138	E7HZ 3E613-B	RG	400152	E9HZ 3F657-A	RG	410005 A1	E7HZ 3K527-C
RG	036141	C7TZ 3E613-A	RG	401222	C7TZ 3549-A	RG	410006 A1	E7HZ 3K527-D
RG	036201	E3HZ 3E613-A	RG	401222 X1	C7TZ 3E501-A	RG	410010 5	E9HZ 3K527-A
RG	037014	C6TZ 3538-C	RG	401263	D6HZ 3549-A	RG	411061 A1	E9HZ 3589-A
RG	040087	C7TZ 3E621-A	RG	401309	D0HZ 3549-A	RG	415438	D0HZ 3E623-A
RG	040088 A1	C7TZ 3E578-A	RG	401310	C7TZ 3E580-A	RG	415448 A1	D8HZ 3K527-A
RG	040092	C7TZ 3E622-A	RG	401315	D0HZ 3E632-A	RG	415452 A1	D6HZ 3K527-B

**1980/
FORD TRUCK PARTS**

ROSS GEAR

C O D E	VENDOR PART NUMBER	FORD PART NUMBER	C O D E	VENDOR PART NUMBER	FORD PART NUMBER	C O D E	VENDOR PART NUMBER	FORD PART NUMBER
RG	415454 A1	D6HZ 3K527-A	RG	HFB 526013 A1	E4HZ 3A730-A	RG	HFB 644101 A1	E2HZ 3575-A
RG	415567 A1	E2HZ 3K527-A	RG	HFB 527000 J2	E3HZ 3K748-D	RG	HFB 644101 A2	D8HZ 3575-B
RG	478031	E4HZ 3D510-A	RG	HFB 527008 J1	E3HZ 3K748-C	RG	HF 644104 A1387	D1HZ 3575-B
RG	478041	E9HZ 3D519-A	RG	HFB 529000	D6HZ 3581-A	RG	HF 644105 A1387	DOHZ 3575-C
RG	478043	E9HZ 3D631-A	RG	HF 542001 A1S	DOHZ 3548-F	RG	HFB 645000 J1	D8HZ 3583-B
RG	478044	E9HZ 3K665-A	RG	HF 542002 A1	C7TZ 3548-C	RG	HFB 645002 J1	E2HZ 3583-A
RG	478045	E9HZ 3738-A	RG	HF 542004 A1	D3TZ 3548-B	RG	HF 645008 A1	D6HZ 3583-B
RG	478048	E7HZ 3M575-A	RG	HF 543001 A12	D9HZ 3D517-A	RG	HF 645008 A3	E0HZ 3583-A
RG	HFB 520000	E4HZ 3E502-A	RG	HF 543001 A13	D9HZ 3D517-B	RG	C 646001	DOHZ 3B541-A
RG	HFB 522008 A1	D6HZ 3548-A	RG	HF 543001 A14	D9HZ 3D517-C	RG	HF 646001 A4	DOHZ 3A729-B
RG	HFB 522010 A1	D6HZ 3548-B	RG	HF 543001 A15	D9HZ 3D517-D	RG	HFB 646006 A1	D8HZ 3A730-A
RG	HFB 522029 A1	E0HZ 3548-B	RG	HF 543001 X1	D7HZ 3524-A	RG	HFB 646019 A1	E2HZ 3A730-B
RG	HFB 522032 A1	E1HZ 3548-B	RG	HF 543021 A2	E1HZ 3D517-D	RG	HFB 646020 A1	E2HZ 3A730-A
RG	HFB 523001 A16	D7HZ 3D517-A	RG	HF 543021 A4	E1HZ 3D517-E	RG	HFB 647008 J1	E3HZ 3K748-E
RG	HFB 523001 A31	E1HZ 3D517-C	RG	HF 543021 X1	E1HZ 3524-F	RG	HFB 647009 A1	E3HZ 3K748-A
RG	HFB 523001 J1	D7TZ 3D517-B	RG	HF 544101 A1444	C7TZ 3575-B	RG	HF 647014 S1	E3HZ 3F697-A
RG	HFB 523001 J30	E1HZ 3524-H	RG	HF 544104 A1	D3TZ 3575-B	RG	HFB 649000	D8HZ 3581-A
RG	HFB 523001 J39	E3HZ 3524-A	RG	HF 545002 A1	C7TZ 3583-B	RG	TAS 650001	E9HZ 3E501-A
RG	HFB 523001 K6	E7HZ 3524-A	RG	HF 545003 A1	D5TZ 3583-A	RG	TAS 652002 J1	E9HZ 3548-A
RG	HFB 523001 Z5	E7HZ 3F633-A	RG	C 546001	C7TZ 3B541-A	RG	HF 652010 A2	D1HZ 3548-B
RG	HFB 523003 A19	D8HZ 3D517-A	RG	HF 546001 1	C7TZ 3A729-A	RG	TAS 653013 J1	E9HZ 3D517-A
RG	HFB 523003 A25	E3HZ 3F633-A	RG	HF 547002 X1	E3HZ 3K748-B	RG	TAS 653013 J3	E9HZ 3F633-A
RG	HFB 523003 A34	E3HZ 3D517-A	RG	HFB 640001	D8HZ 3E502-B	RG	TAS 655002 J1	E9HZ 3583-A
RG	HFB 523003 A43	E2HZ 3D517-A	RG	HFB 642001 A1	D8HZ 3548-A	RG	G 9419666	D8HZ 3E561-A
RG	HFB 523003 J20	E3HZ 3F633-C	RG	HFB 642051 A1	E3HZ 3548-A	RG	C364110 1541	E4HZ 3B542-A
RG	HFB 523003 J41	E3HZ 3F633-B	RG	HFB 642054 A1	E2HZ 3548-B	RG	HF54048	D9HS 3N503-AA
RG	HFB 523003 J45	E3HZ 3F633-D	RG	HFB 642056 A1	E2HZ 3548-A	RG	378AS033	E1HZ 3504-E
RG	HFB 523003 J47	E3HZ 3F633-E	RG	HFB 642071 A1	E3HZ 3548-B	RG	408AS020	E1HZ 3504-F
RG	HFB 523003 J51	E3HZ 3F633-F	RG	HF 643203 A12S	DOHZ 3D517-A	RG	408AS022	E1HZ 3504-D
RG	HFB 523003 KJ	E3HZ 3F633-F	RG	HF 643203 A20	D6HZ 3524-A	RG	503CM126 J1	E8HZ 3548-C
RG	HFB 524100 A1398	E0HZ 3575-B	RG	HF 643203 A34	D1HZ 3D517-B	RG	503CM127 J1	E8HZ 3548-B
RG	HFB 524100 A1573	D6HZ 3575-A	RG	HF 643203 A35	D1HZ 3D517-A	RG	504AS027	E3HZ 3R504-A
RG	HFB 525000 J1	D6HZ 3583-A	RG	HF 643223 A1	E1HZ 3524-G	RG	504AS031	E8HZ 3504-D
RG	HFB 525001 J1	E1HZ 3583-A	RG	HF 643223 A3	E1HZ 3D517-A	RG	504AS032	E8HZ 3504-E
RG	HFB 526000 A1	D6HZ 3A730-A	RG	HF 643223 A5	E1HZ 3D517-B	RG	TAS653003 JG	E9HZ 3F633-A
RG	HFB 526010 A1	E0HZ 3A730-A	RG	HFB 644101 A1	E9HZ 3575-A			

**1980/
FORD TRUCK PARTS**

DANA (SPICER) AXLE, TRANSMISSION and RELATED PART NUMBERS

C O D E	VENDOR PART NUMBER	FORD PART NUMBER	C O D E	VENDOR PART NUMBER	FORD PART NUMBER	C O D E	VENDOR PART NUMBER	FORD PART NUMBER
S	37 P-5	D0HZ 7234-B	S	1041 D	C1TT 7B366-A	S	5332 X	D8TZ 3249-A
S	38 P-1	B7QH 7032-A	S	1043 D	20430-S8	S	5351	E3HZ 7142-A
S	S 58	8M 4067-A	S	1109 D	359686-S	S	5361	E3HZ 7B109-A
S	S 59	8M 4067-B	S	XC 1112 1	E1HZ 3B710-A	S	5381	E3HZ 7142-B
S	5V	D2HZ 7311-A	S	T 1823	C6TZ 7230-C	S	5389	E3HZ 7100-A
S	S 74	8M 4067-D	S	T 1824	C6TZ 7231-D	S	5407 X	D9HZ 4635-B
S	S 75	8M 4067-C	S	1859	C6TZ 7113-C	S	5409 X	C3AZ 4635-H
S	S 112	8M 4109-A	S	1986 X	C7TZ 7548-A	S	5411 X	D8TZ 4635-A
S	S 113	8M 4109-B	S	2381	B9C 7024-A	S	X 5443 X	E3TZ 4635-B
S	S 114	8M 4109-C	S	2382	B9C 7100-B	S	5456 X	E3TZ 3249-A
S	150 V	353419-S	S	2385	B9C 7100-A	S	5951 X	B7T 7034-A
S	153 V	C1TT 7B420-E	S	3144 X	C1TT 7B344-A	S	2-4 6131 1X	E5TZ 4851-B
S	184 W	354265-S	S	4011	E4HZ 7177-A	S	6211	D1HZ 7144-A
		354265-S18	S	4051	E4HZ 7141-A	S	6216	B8QH 7177-D
S	194 SP	C1TT 7235-A	S	4081	E4HZ 7158-A	S	6218	B8QH 7177-E
S	198 C8	C1TT 7A612-A	S	4083	E4HZ 7196-A	S	6256	B8QH 7142-B
S	198 C9	C1TT 7A612-A	S	4085	E4HZ 7103-A	S	6311	D7HZ 7177-A
S	227 V	C1TT 7B420-A	S	4087	E4HZ 7100-A	S	6313	D7HZ 7177-B
S	22P 22	C9HZ 7166-A	S	4089	E4HZ 7142-A	S	6351	D7HZ 7142-A
S	22W	356504-S	S	4328 X	B7QH 7034-A	S	S 638	8M 4672-A
S	23P 6	C1TT 7C021-A	S	5 438X	E7HZ 4635-B	S	6381	D7HZ 7100-A
S	243 V	C1TT 7C207-C	S	4618	B7QH 7177-A	S	S 6381	8M 4672-B
S	256 SP	351814-S8	S	4653	B7QH 7142-A	S	S 6382	8M 4672-C
S	257 W	351811-S	S	4654	B9TT 7142-A	S	6383	D7HZ 7100-B
S	274 SP	D3HZ 7B362-B	S	4681	B7QH 7100-A	S	S 6383	8M 4672-D
S	274 V	C3TZ 7C213-A	S	4711	D6HZ 7177-D	S	6384	D7HZ 7103-A
S	277 SP	B7QH 7235-A	S	4713	D6HZ 7177-E	S	6991	C0TT 3115-A
S	278 V	C1TZ 7C207-B	S	4751	D6HZ 7142-D	S	7013	D2HZ 7177-D
S	286 D	C6TZ 7A443-A	S	4781	D6HZ 7100-C	S	7018	B9T 7177-A
S	286 SP	370583-S	S	4783	D6HZ 7103-B	S	7041 X	C7TZ 7505-A
S	289 SP	B8QH 7235-D	S	4785	D6HZ 7142-E	S	6-4 7141 1	E7HZ 4865-B
S	29W	C1TZ 7C208-A	S	4815 X	C1TZ 7571-A	S	5-4 7171 1	E7HZ 4865-A
S	306 SP	C1TT 7B359-A	S	5105 X	C3UZ 4635-B	S	8005 X	C9TZ 7505-B
S	310 V	C1TT 7C207-A	S	5116 X	C6TZ 4635-G	S	8051	C1TT 7142-G
S	312 SP	C1TT 7A137-A			C6TZ 4635-L	S	8061	C1TT 7B109-B
S	346 V	C2TA 7C213-A	S	5124 X	D1HZ 4635-A	S	8071 X	B7TZ 7124-A
S	366 V	C2TA 7C207-A	S	5155 X	D9HZ 4635-A	S	8072 X	B7QH 7124-A
S	424 SP	C1TT 7191-A	S	5 515X	E7HZ 4635-A	S	8085	C1TT 7146-A
S	425 SP	B8QH 7191-A	S	5165 X	C6TZ 4635-J	S	23 8111 X	E4TZ 4841-F
S	434 J	C1TT 7B208-B	S	5177 X	C6TZ 4635-F	S	F 8214	C7TZ 7177-B
S	49V	C7TZ 7C207-A	S	5177 X	C6TZ 4635-K	S	8217	C1TT 7144-C
S	586 X	C1TZ 3249-A	S	5178 X	B5TZ 4635-A	S	8251	C1TT 7142-B
S	636 W	B9TT 7198-A	S	5188	C1TZ 4635-A	S	8251 1X	D6HZ 7142-C
S	637 W	B9T 7029-B	S	5201 X	C4TZ 4635-A	S	8256	C1TT 7142-J
S	676 D	C1TT 7C209-A	S	5226 X	C7TZ 4635-A	S	8261	C1TT 7813-A
S	710 W	C6TZ 7067-A	S	5229 X	C4SZ 4635-B	S	8267	D4HZ 7810-A
S	729 D	371051-S	S	5263 X	C1TZ 4635-A	S	8269	D4HZ 7B109-B
S	780 D	C1TT 7B360-A	S	5273 X	C9TZ 4635-A	S	8281	C1TT 7100-C
S	S 780	358048-S	S	5275 X	D9HZ 4635-A	S	8283	C1TT 7142-D
S	829 W	B9T 7961-B	S	5278 X	C9TZ 4635-B	S	8284	C1TT 7103-B
S	83V	C1TT 7B420-B	S	5279 X	D3TZ 4635-A	S	8286	C1TT 7196-C
S	886 W	C1TT 7071-A	S	5280 X	D3TZ 4635-B	S	8511	C7TZ 7177-B
S	890 W	C1TT 7119-B	S	5281 X	D2HZ 4635-A	S	8512	D0HZ 7177-H
S	972 W	351487-S	S	5282 X	E0TZ 3249-A	S	F 8535	C7TZ 7017-H
S	974 W	C4TZ 7728-C	S	5297 X	D3TZ 3249-A	S	8551 1X	D6HZ 7142-C
S	AC 98A 2EE	C1TZ 7210-C	S	5311	E3HZ 7177-A	S	8581	D0HZ 7100-E
S	1001 W	B8QH 7173-A	S	5315 X	E3TZ 4635-A	S	8582	D0HZ 7B340-D
S	1016 W	B7QH 7069-A	S	5332 X	D8TZ 3249-A	S	8585	D0HZ 7103-E

1980/ FORD TRUCK PARTS

CROSS REFERENCE LIST 89

DANA (SPICER) AXLE, TRANSMISSION and RELATED PART NUMBERS

C O D E	VENDOR PART NUMBER	FORD PART NUMBER	C O D E	VENDOR PART NUMBER	FORD PART NUMBER	C O D E	VENDOR PART NUMBER	FORD PART NUMBER
S	8586	D0HZ 7144-G	S	18516 1	B7A 1177-A	S	21498 X	C6TZ 4204-K
S	9711	D3HZ 7177-E	S	18517	C8TZ 7113-C	S	21584 X	B9C 3105-A
S	9713	D8HZ 7177-C	S	18518 X	AB 4209-D	S	21588 X	E0TZ 1198-A
S	9715	D4HZ 7177-C	S	18520	C6TZ 4209-B	S	21633 X	C1TT 4209-BD
S	9751	D3HZ 7142-A	S	18521	D3TZ 7113-A	S	21693 X	B9C 3132-A
S	9761	D4HZ 7B109-A	S	18592	C6TZ 7A107-A	S	21725 X	B9TZ 3110-A
S	9769	D8HZ 7810-A	S	18593	C6TZ 7A107-B	S	21727 X	B9TZ 3254-A
S	9781	D3HZ 7142-B	S	18677 X	B9TZ 3222-A	S	21831 X	C1TZ 3105-A
S	9782	D3HZ 7100-A	S	18679	C7TZ 3222-A	S	21858 X	B9TZ 3146-A
S	9784	D3HZ 7144-A	S	18722	C6TZ 7219-B	S	21885 X	C1TZ 1A028-A
S	9786	D3HZ 7158-B	S	18723	C6TZ 7219-D	S	21987 X	B9TT 4234-A
S	9788	D3HZ 7B161-A	S	18726	C6TZ 7219-F	S	21997 X	C1TT 4010-H
S	1-Q-8	C6TZ 7B013-B	S	18727	D4HZ 7234-A	S	22105 X	C7TZ 3222-A
S	10120	C1TT 7B220-D	S	18818	C6TZ 7100-G	S	22129 X	B4TZ 1102-A
S	11121	D0HZ 3C672-B	S	18824	C6TZ 7100-C	S	22130 X	C0TT 1102-C
S	11339	D0HZ 3D510-A	S	18832	C6TZ 7100-D	S	22137 X	C0TT 3105-A
S	XC 11339	E1HZ 3C617-C	S	18833	C6TZ 7C116-A	S	22149 X	C0TZ 3146-A
		E1HZ 3D638-A	S	18835	C6TZ 7100-E	S	22150 X	D3TZ 4033-A
S	11403	C6TZ 7A315-A	S	18837	C6TZ 7100-F	S	22157 X	C6TZ 4033-C
S	11449	8M 4211	S	18847	C8TZ 7100-D	S	22197 X	C1TT 4010-C
S	12901	C6TZ 7B119-A	S	18858	D3TZ 7100-E	S	22247 X	C7TZ 4236-C
S	13449	357228-S	S	18863	D5TZ 7C116-A	S	22283 X	C6TZ 4204-F
S	13575	C6TZ 4670-A	S	18864	D5TZ 7100-A	S	22284 X	C6TZ 4209-H
S	13575 S	C6TZ 4670-A	S	18865	D5TZ 7100-B	S	22292 X	C7TZ 4204-A
S	14223	8M 4676	S	18866	D5TZ 7100-C	S	22379 X	C1TZ 4010-H
S	15099	8M 4859	S	20083 X	TAAA 4010-A	S	22393 X	C1TZ 3010-A
S	G 15370	C6TZ 7176-A	S	20130	E3HZ 7210-F	S	22393 X	C1TZ 3010-A
S	G 15371	C6TZ 7176-B	S	20250 5X	B9TT 4026-B	S	22431 X	B9TZ 4880-B
S	16987	E5TZ 3B396-B	S	20325	E2HZ 7210-C	S	22434 X	C1TZ 1A022-A
S	16992 2	B9C 3117-A	S	20364 1X	B5D 4203-A	S	22435 X	C1TZ 1104-A
S	16993 3	B9T 3117-C	S	20366 X	B5D 4209-B	S	22437 X	C1TZ 1A020-A
S	170-W	352887-S	S	20372 X	B5D 4010-A	S	22489 X	C1TZ 3146-A
S	17167	E3HZ 7210-F	S	20374 X	B5D 4209-A	S	22575 X	C1TT 4010-Z
S	17377	C6TZ 3248-A	S	20408 X	B5D 4010-A	S	22577 X	C1TT 4010-AA
S	17478 1	B9TZ 3254-A	S	20441 X	B6D 4209-A	S	22582 X	C1TT 3A146-B
S	17717	8M 4215	S	20443 X	8M 4067-B	S	22621 X	C0TT 3117-A
S	17832	8M 4236	S	20444	8M 4067-A	S	22622 X	C0TT 3117-B
S	17877	C6TZ 4228-B	S	20444 X	8M 4067-D	S	22686 X	C1TZ 3146-B
S	17878	8L 4211	S	20445 X	8M 4067-C	S	22687 X	C1TZ 3010-B
S	18121	C3TZ 7D161-A	S	20447 X	8M 4109-B	S	22725	C6TZ 7219-C
S	18122	C6TZ 7229-A	S	20451 X	8M 4672-C	S	22736 X	C6TZ 4209-A
S	18295 X	C4TZ 4215-K	S	20452 X	8M 4672-D	S	22745 X	C6TZ 4209-B
S	18377	C6TZ 7125-A	S	20458 X	8M 4859	S	22856 X	C6TZ 4209-C
S	18379	C6TZ 7080-A	S	20517 X	B9TZ 4237-E	S	22860 X	C2TZ 4234-A
S	18384 X	8M 4209-C	S	20518 X	C3TZ 4209-AH	S	22902 X	C1TZ 3117-A
S	18394	D2TZ 7A010-B	S	21084 X	C1TT 4204-K	S	22903 X	C1TZ 3117-C
S	18422	1M 4205-B	S	21091 X	C1TT 4209-BE	S	22904 X	C1TZ 3117-D
S	18424 X	1M 4209-D	S	21092 X	C1TT 4209-BC	S	22934 X	C4TZ 4026-A
S	18433	1M 4192	S	21185 X	C1TZ 3A455-A	S	22937 X	B9TZ 4880-A
S	18434	1M 4035	S	21222 D	C3TZ 4A205-A	S	22938 X	B9TZ 4880-B
S	18435 X	1M 4209-E	S	21251 X	B9TT 4204-E	S	22961	D3HZ 7564-A
S	18437	C6TZ 4209-C	S	21257 5X	B9TT 4026-C	S	22981 X	C1VY 4228-A
S	18443 X	1M 4209-A	S	21258 X	B9TT 4204-D	S	23042 1	B9TT 4859-A
S	18448 X	1M 4209-B	S	21383 X	C1TZ 3147-A	S	23121	B9C 7229-A
S	18458	1M 4205-A	S	21492 X	B9TT 4026-A	S	23193	B9TZ 7085-A
S	18512	C6TZ 7113-D	S	21493 X	B9TT 4204-B	S	23197	B9C 7135-A
S	18513 X	B5S 4209-A	S	21494 X	C3TZ 4026-A	S	23199	B9C 7050-A
S	18516	0M 1177-A	S	21495 X	C3TZ 4204-H	S	23212 X	C5TZ 4209-G

July, 1989

COPYRIGHT © 1989 — FORD MOTOR COMPANY — DEARBORN, MICHIGAN

New Issue

1980/
FORD TRUCK PARTS

DANA (SPICER) AXLE, TRANSMISSION and RELATED PART NUMBERS

C O D E	VENDOR PART NUMBER	FORD PART NUMBER	C O D E	VENDOR PART NUMBER	FORD PART NUMBER	C O D E	VENDOR PART NUMBER	FORD PART NUMBER
S	23222 X	C3TZ 3010-F	S	24795 X	C6TZ 4010-H	S	26234 X	C8TZ 3010-A
S	23224 X	C3TZ 3010-E	S	24802 X	C6TZ 4204-N	S	26292 X	D3UZ 4851-A
S	23301	B9C 7111-A	S	24807 X	C6TZ 4209-F	S	26310 R1	E0HZ 4321-A
S	23345	C4TZ 1104-D	S	24810 X	C6TZ 4234-F	S	26400 X	C9TZ 4204-A
S	23346 X	C4TZ 1A028-A	S	24811 X	C6TZ 4234-F	S	26403 X	C9TZ 4204-B
S	23347 X	C4TZ 1A052-A	S	24813 X	C6TZ 4209-E	S	26408 X	C6TZ 4204-K
S	23350 X	C6TZ 4033-D	S	24819	C6TZ 4234-E	S	26411 X	C7TZ 4204-A
S	23351	B9C 7061-C	S	24820	C6TZ 4234-E	S	26424 X	C8TZ 3010-C
S	23371	B9C 7080-A	S	24823 X	C6TZ 4010-P	S	26425 X	C7TZ 3010-F
S	23372	B9C 7125-A	S	24828 1X	C6TZ 3280-B	S	26525 X	C8UZ 4010-D
S	23434 X	C6TZ 4033-F	S	24831 X	C6TZ 4010-R	S	26587 X	D2TZ 1A028-A
S	23435 X	C6TZ 4204-D	S	24857 X	C5TZ 4010-AH	S	26618 X	C9TZ 4010-C
S	23436 X	C6TZ 4204-E	S	25007 X	C1TZ 4033-A	S	26632 X	C9TZ 4010-D
S	23447 X	C4TZ 4234-C	S	25057 X	C6TZ 4209-K	S	26633 X	C9TZ 4010-B
S	23452 S	C7TZ 17285-A	S	25127 X	C7TZ 4209-D	S	26657 X	C9TZ 4010-A
S	23455 X	C4VY 4204-A	S	25245 X	C6TZ 4204-M	S	26694 X	C9TZ 4010-E
S	23592 X	C6TZ 4209-D	S	25330 1X	C6TZ 3222-G	S	26695 X	C9TZ 4010-H
S	23608 X	C4TZ 4010-D	S	25363 X	C6TZ 4237-A	S	26696 X	C9UZ 4010-A
S	23614 X	C4TZ 4010-E	S	25409 X	C7TZ 4010-A	S	26697 X	C9TZ 4010-F
S	23615 X	C1TZ 4010-H	S	25413 X	C7TZ 3146-D	S	26698 X	C9TZ 4010-G
S	23617 J	C7TZ 7089-E	S	25436 X	C7TZ 3010-D	S	26790 X	C9TZ 3010-D
S	23661	B9C 7289-A	S	25439 X	C7TZ 3146-C	S	26795 X	C9TZ 3010-C
S	23674 1X	C6TZ 3222-A	S	25440 X	C6TZ 4236-E	S	26936 X	C9TZ 3132-A
S	23674 X	C6TZ 3222-A	S	25452 X	C7TZ 3010-C	S	26937 X	C9TZ 3132-B
S	23682	C6TZ 3222-B	S	25467 X	C7TZ 3010-B	S	26988 X	D1UZ 4026-D
S	23719 X	C6TZ 3222-B	S	25472 X	C6TZ 3010-L	S	26990 X	D1UZ 4026-C
S	23721 1X	C6TZ 3222-A	S	25534 X	C7TZ 4010-D	S	26997 X	D1TZ 4237-A
S	23721 X	C6TZ 3222-A	S	25538 X	C7TZ 4209-E	S	27-29	E3TZ 7917-F
S	23742 X	C5TZ 4010-AD	S	25554 X	C7TZ 4010-B	S	27060 X	D0TZ 4010-G
S	23745 X	C5TZ 4010-AF	S	25559 X	C7TZ 4010-F	S	27061 X	D0TZ 4010-F
S	23781 X	C5TZ 4010-AE	S	25566 X	C7TZ 4010-C	S	27062 X	D0TZ 4010-E
S	23782 X	C5TZ 4010-AC	S	25608 X	C7TZ 4209-A	S	27127	C5TA 3002-B
S	23783 X	C5TZ 4010-AG	S	25609 X	C7TZ 4209-F	S	27128	C5TA 3002-A
S	23806 X	C5TZ 4010-AH	S	25611 X	C7TZ 4209-C	S	27166 2X	D1TZ 4026-A
S	23915	B9TZ 7085-B	S	25612 X	C7TZ 4209-B	S	27166 X	D1UZ 4026-B
S	23964 X	C5TZ 4010-AK	S	25618 X	C7TZ 4010-E	S	27168 2X	D1TZ 4026-B
S	24151	B9T 7006-D	S	25709 R1	E0HZ 4326-A	S	27168 X	D1UZ 4026-A
S	24153	C7TZ 7005-D	S	25744 X	C6TZ 4033-G	S	27172 X	D1TZ 3010-B
S	24531 X	C6TZ 4033-A	S	25745 X	C1TZ 4033-B	S	27198 X	D1TZ 4880-A
S	24597 X	C6TZ 3010-A	S	25784 X	D4TZ 4209-A	S	27297	D6TZ 3147-B
S	24638 1X	C6TZ 3222-C	S	25789 X	C7TZ 3105-E	S	27299	D6TZ 3147-A
S	24638 X	C6TZ 3222-C	S	25852 X	D1TZ 4237-B	S	27316 X	D1UZ 4033-A
S	24639 X	C6TZ 4033-B	S	25912 X	C7TZ 4010-J	S	27369 X	D2TZ 1104-A
S	24641 X	C6TZ 3010-F	S	25913 X	C7TZ 4010-H	S	27441 X	C7TZ 4036-B
S	24647 1X	C6TZ 3222-D	S	25965 X	D3TZ 4209-B	S	27554 X	D2TZ 3010-B
S	24647 X	C6TZ 3222-D	S	25966 X	D3HZ 4209-C	S	27558 X	D2TZ 3010-A
S	24649 1X	C6TZ 3222-E	S	25983 1X	C8TZ 4234-C	S	27577 X	D3TZ 3130-A
S	24649 X	C6TZ 3222-E	S	25983 2X	C8TZ 4234-D	S	27578 X	D3TZ 3131-A
S	24671	B9C 7240-B	S	25985 X	C8TZ 4010-D	S	27819 X	D3TZ 3131-C
S	24672	B9C 7240-A	S	25988 X	C8TZ 4010-C	S	27826 X	D3TZ 3130-D
S	24716 X	B9TZ 1102-B	S	26008 X	C8TZ 4209-A	S	27827 X	D3TZ 3131-D
		C4TA 1102-D	S	26010 X	D3TZ 4209-D	S	279-V	C3TZ 7C207-A
		C6TA 1102-Falt	S	26013 X	D3TZ 4209-A	S	27968 X	D3TZ 4237-A
		C7TZ 7219-A	S	26016 X	C8TZ 4010-B	S	28037 1X	D3TZ 3219-B
S	24721	C6TZ 4010-M	S	26082 X	C8UZ 4010-C	S	28037 2X	D3TZ 3220-B
S	24742 X	C6TZ 4010-H	S	26133 X	C8TZ 1104-A	S	28068 X	D2TZ 1198-A
S	24759 X	C6TZ 4010-N	S	26163 X	C8TZ 3B289-B	S	28071 1X	D3TZ 3219-A
S	24767 X	C6TZ 3281-A	S	26233 X	C8TZ 3010-B	S	28071 2X	D3TZ 3220-A

1980/ FORD TRUCK PARTS

DANA (SPICER) AXLE, TRANSMISSION and RELATED PART NUMBERS

C O D E	VENDOR PART NUMBER	FORD PART NUMBER	C O D E	VENDOR PART NUMBER	FORD PART NUMBER	C O D E	VENDOR PART NUMBER	FORD PART NUMBER
S	28072 X	D3TZ 3105-C	S	29867 X	D6TZ 4010-D	S	30310	C0TT 3A209-A
S	28073 X	D3TZ 3130-B	S	29868 X	D6TZ 4010-E	S	30311	C0TT 3A210-A
S	28074 X	D3TZ 3131-B	S	29905 X	D6TZ 3105-C	S	30312	C0TT 3A208-A
S	28082	D6TZ 3146-A	S	29906 X	D6TZ 3105-D	S	30313	C0TT 3A211-A
S	28084 X	D3TZ 4010-A	S	30068	B9C 3287-A	S	30339	C1TZ 3110-A
S	28086	D6TZ 3146-B	S	30135	C6TZ 2248-B	S	30340	C1TZ 1245-A
S	28090 X	D3TZ 4010-B	S	30137	34424-S7	S	30344	C1TZ 1001-A
S	28095 X	D3TZ 4010-E	S	30175	C6TZ 2248-B	S	30354	B9C 3147-A
S	28106 X	D3TZ 4010-D	S	30180	8M 4670			B9T 3A521-A
S	28111 X	D3TZ 4010-C	S	30185	351126-S	S	30357	C3TZ 4204-G
S	28112 X	D3TZ 4010-H	S	30186	356504-S	S	30430	356080-S32
S	28160 X	D3TZ 3010-A	S	30187	350672-S	S	30482	C6TZ 4294-B
S	28207 X	C9TZ 3A132-A	S	30188	8M 4671	S	30615	C4TZ 7813-A
S	28298 X	D5TZ 4209-A	S	30206	358048-S	S	30641	C6TZ 3254-A
S	28301 X	D3TZ 4010-K	S	30207 1	8M 4672-A	S	30688	371198-S8
S	28305 X	D3TZ 4209-E	S	30207 2	8M 4672-B	S	30688 1	371198-S8
S	28360 1X	D4TZ 3219-A	S	30207 3	8M 4672-C	S	30703	B9TZ 3248-A
S	28360 2X	D4TZ 3220-A	S	30207 4	8M 4672-D	S	30726	B8QH 7219-B
S	28388 X	D3TZ 4010-J	S	30210 1	8M 4109-A	S	30758	B9TT 4946-B
S	28395 X	D3TZ 3117-A	S	30210 2	8M 4109-B	S	30764	C0TT 4670-A
S	28396 X	D3TZ 3117-B	S	30210 3	8M 4109-C	S	30765	C6TZ 4670-B
S	28426 X	D3TZ 3010-C	S	30214	8L 4067-A	S	30788	C1TT 4236-F
S	28443 X	D3TZ 3105-D	S	30214 1	8L 4067-A	S	30790	C1TT 4215-C
S	28466 X	D3UZ 4010-A	S	30214 2	8L 4067-B	S	30791	C1TT 4211-C
S	28492 X	D4TZ 3010-C	S	30214 3	8L 4067-C	S	30797 1	C1TT 4109-C
S	28769 1X	D4TZ 3222-A	S	30214 4	8L 4067-D	S	30797 2	C1TT 4109-B
S	28883 X	D4UZ 4010-C	S	30215 1	8M 4067-A	S	30797 3	C1TT 4109-A
S	28896 X	D4TZ 4010-D	S	30215 2	8M 4067-B	S	30809	C1TT 4033-C
S	28949 X	D6TZ 4010-B	S	30215 3	8M 4067-C	S	30836	370414-S
S	28968 X	D6TZ 4010-C	S	30215 4	8M 4067-D	S	30836 1	373057-S
S	29037 X	D5UZ 4010-C	S	30233 2	373911-S	S	30842	C1TZ 4230-A
S	29042 X	D5UZ 4010-B	S	30238	20326-S7	S	30850	C6TZ 4236-B
S	29093 X	D3TZ 3130-E	S	30258	B5D 4205-A	S	30851	C6TZ 4946-A
S	29094 X	D3TZ 3131-E	S	30260	B5D 4236-A	S	30874	376125-S2
S	29168 X	D5UZ 4010-D	S	30261	B5D 4215-A	S	30875	376121-S
S	29410 X	D3TZ 3049-A	S	30263	B5D 4211-A	S	30883	C1TZ 3132-A
S	29411 X	D3TZ 3050-F	S	30264	B5D 4228-A	S	30886	C1TZ 3132-A
S	29420 X	D5UZ 4209-A	S	30265	B5D 4230-A	S	30889	D5TZ 4670-A
S	29480 X	D6TZ 3010-F	S	30266	354846-S	S	30902	376123-S
S	29485 X	D6TZ 3130-B	S	30271	354845-S	S	30908	C6TZ 4211-B
S	29486 X	D6TZ 3131-B	S	30272 1	B5D 4672-A	S	30918	E0TZ 4558-A
S	29487 X	D6TZ 3105-A	S	30272 2	B5D 4672-B	S	30931	B9TT 4211-B
S	29488 X	D6TZ 3010-B	S	30272 3	B5D 4672-C	S	30937	B9TT 4945-B
S	29495 X	D6TZ 3010-A	S	30272 4	B5D 4672-D	S	30961 3	C1TT 4235-F
S	29496 X	D6TZ 3130-A	S	30273	B5D 4670-A	S	30968	B9TZ 4215-B
S	29497 X	D6TZ 3131-A	S	30274	B5D 4859-A	S	30969	B9TT 4236-B
S	29498 X	D6TZ 3010-C	S	30275	372632-S	S	30982	C4TZ 4670-A
S	29503 X	D6TZ 3130-C	S	30276 1	B5D 4067-A	S	31005 1	C1TZ 3117-A
S	29504 X	D6TZ 3131-C	S	30276 2	B5D 4067-B	S	31005 2	C1TZ 3117-B
S	29505 X	D6TZ 3105-B	S	30276 3	B5D 4067-C	S	31005 3	C1TZ 3117-C
S	29506 X	D6TZ 3010-D	S	30276 4	B5D 4067-D	S	31005 4	C1TZ 3117-D
S	29507 X	D6TZ 3010-E	S	30277	B5D 4676-A	S	31026 1	E0TZ 3A706-A
S	29508 1X	D6TZ 3219-A	S	30280	B5D 4033-A	S	31026 2	D6TZ 3A706-A
S	29508 2X	D6TZ 3220-A	S	30281	B5D 4036-A	S	31026 3	D6TZ 3A706-B
S	29523 X	D6TZ 3130-D	S	30282	B5D 4235-A	S	31036	B9TT 4946-A
S	29524 X	D6TZ 3131-D	S	30291 1	B5D 4109-A	S	31038	B9TT 4236-A
S	29605 X	D6TZ 3105-A	S	30291 2	B5D 4109-B	S	31040	B9TZ 4215-A
S	29690 X	D6UZ 4010-A	S	30291 3	B5D 4109-C	S	31041	B9TT 4211-A

1980/
FORD TRUCK PARTS

DANA (SPICER) AXLE, TRANSMISSION and RELATED PART NUMBERS

C O D E	VENDOR PART NUMBER	FORD		C O D E	VENDOR PART NUMBER	FORD		C O D E	VENDOR PART NUMBER	FORD	
		PART NUMBER	PART NUMBER			PART NUMBER	PART NUMBER			PART NUMBER	PART NUMBER
S	31043	B9TT	4945-A	S	31594	8M	4630	S	32961	D0HZ	7564-B
S	31044	B9TZ	4947-A	S	31623	C1TT	4214-B	S	33213	C6TZ	4236-D
S	31050	C7TZ	4946-A	S	31624		371834-S	S	33232	C5TZ	4036-A
S	31051	C7TZ	4236-A	S	31748	C0TT	1245-B	S	33684	C1TZ	1A029-A
S	31125	C0TT	1245-A	S	31787	C1TZ	1A029-A	S	33732	D8TZ	1197-B
S	31126	C0TT	1245-A	S	31789		87024-S91	S	33733	D8TZ	1B198-A
S	31133	B9C	3130-A	S	31819	C0TT	4022-A	S	33734	D8TZ	1C245-A
S	31134	B9C	3131-A	S	31828 2	C1TT	2A635-D	S	33770	C6TZ	3130-C
S	31139	B9C	1197-A	S	31871	C1TT	3130-B	S	33771	C6TZ	3131-C
S	31140	B9C	1198-A	S	31872	C1TT	3131-G	S	33774	C6TZ	3147-A
S	31142	B9C	1190-A	S	31972	C7TZ	4670-A	S	33776	C6TZ	3171-A
S	31143	B9C	1199-A	S	31978	C1TT	4036-B	S	33777		373905-S
S	31225 2	C6TZ	4216-D	S	31979	C1TZ	4035-B	S	33778	C6TZ	1190-A
S	31268	C1TZ	3107-A	S	31992	C1TZ	3130-A	S	33779	C6TZ	3105-A
S	31270	C1TZ	1190-A	S	31993	C1TZ	3131-A	S	33810	C6TZ	4211-C
S	31287	B9TZ	1131-A	S	32001	C1TZ	1131-A	S	33811	C6TZ	4294-A
S	31302	C0TT	3146-C	S	32008		376124-S	S	33831	C7TZ	4346-A
S	31305	C8TZ	1107-C	S	32009		376126-S2	S	33839	C6TZ	3130-D
		8M	1107	S	32019	C1TZ	4035-A	S	33840	C6TZ	3131-D
S	31308	B7D	1104-A	S	32073	C6TZ	4209-B	S	33841	C6TZ	3130-D
S	31345	C1TZ	1A026-A	S	32121	C1VY	4228-A	S	33842	C6TZ	3131-D
S	31346	C1TZ	1A024-A	S	32121	B8QH	7233-B	S	33913	C6TZ	2082-D
S	31348	C1TZ	1A025-A	S	32171	C6TZ	4209-C	S	33914	C6TZ	2082-E
S	31356	C1TZ	1A023-A	S	32213	C6TZ	4236-D	S	33994	C6TZ	3254-A
S	31357		376122-S	S	32237	C4TZ	4214-A	S	33995	C6TZ	3254-B
S	31358	C1TZ	1A021-A	S	32322 1	C6TZ	4216-C	S	33996	C6TZ	3299-A
S	31367		378391-S	S	32349	C6TZ	4670-C	S	34009	C6TZ	4946-B
S	31402 1	C6TZ	4672-E	S	32356	D1TZ	1B029-A	S	34012	C6TZ	4211-D
S	31402 2	C6TZ	4672-F	S	32540	C6TZ	4035-B	S	34021 1	C6TZ	4374-A
S	31402 3	C6TZ	4672-G	S	32542 1	C6TZ	3254-C	S	34021 2	C6TZ	4374-B
S	31402 4	C6TZ	4672-H	S	32589	C4TZ	1A055-A	S	34021 3	C6TZ	4374-C
S	31409 1	C6TZ	4109-A	S	32590	C4TZ	1A051-A	S	34021 4	C6TZ	4374-D
S	31409 2	C6TZ	4109-B	S	32592	C4TZ	1A053-A	S	34021 5	C6TZ	4374-E
S	31409 3	C6TZ	4109-C	S	32593	C4TZ	1A029-A	S	34022	C6TZ	4676-B
S	31409 4	C6TZ	4109-D	S	32593	B9TT	7A107-A	S	34027	C6TZ	4676-A
S	31421 2	C0TT	3117-A	S	32595	C4TZ	4A050-A	S	34055	D5UZ	4033-A
S	31421 3	C0TT	3117-B	S	32598	C4TZ	1A054-A	S	34074	C1TZ	4036-A
S	31422	B9C	2060-A	S	32630	B9TZ	4033-A	S	34095	C6TZ	4228-A
S	31423	B9C	1193-A	S	32658		378392-S	S	34096	C6TZ	4230-A
S	31424		31489-S8	S	32681	C6TZ	4204-P	S	34136	C6TZ	4346-A
S	31461	C1TT	4214-A	S	32684 X	C6TZ	4204-G	S	34151	C6TZ	4211-D
S	31462	B9TZ	4947-B	S	32692 1	C6TZ	4672-A	S	34170	D5TZ	4946-A
S	31487	C6TZ	4236-E	S	32692 2	C6TZ	4672-B	S	34243	C9TZ	3A146-A
S	31491	C7TZ	3222-A	S	32692 3	C6TZ	4672-C	S	34279	C6TZ	4346-B
S	31493	C6TZ	4236-A	S	32692 4	C6TZ	4672-D	S	34365	D0TZ	4236-B
S	31495	C4TZ	4236-D	S	32755	C6TZ	1180-A	S	34367	D0TZ	4215-A
S	31496	C4TZ	4946-A	S	32758	C6TZ	1181-A	S	34391	E7TZ	1A107-A
S	31505	C0TT	3B558-A	S	32761	C6TZ	1001-A	S	34391	E7TZ	1A107-A
S	31509		373472-S	S	32762	C6TZ	4020-A	S	34391	E7TZ	1A107-A
S	31516	B9TT	1104-A	S	32808	D5TZ	4215-A	S	34394	D0TZ	4236-A
S	31522	C0TT	3107-A	S	32811	8M	1126-A	S	34406	C7TZ	3130-D
S	31530	C0TT	4033-A	S	32895	C6TZ	4228-A	S	34407	C7TZ	3131-D
S	31534	BB	1142-B	S	32909	C6TZ	4204-C	S	34408	C7TZ	3130-C
S	31552	B9TZ	1131-A	S	32914	C6TZ	4230-A	S	34409	C7TZ	3131-C
S	31556	C0TT	3130-A	S	32915	C6TZ	4211-A	S	34414 1	C7TZ	4234-A
S	31557	C0TT	3131-A	S	32926	C6TZ	4215-A	S	34419	C8TZ	1177-A
S	31559	C1TT	3131-G	S	32931	C6TZ	4204-L	S	34465	C6TZ	3254-D
S	31593	8M	4630	S	32955 1	B5TZ	4676-A	S	34611	B9TZ	1190-A

1980/ FORD TRUCK PARTS

CROSS REFERENCE LIST 93

DANA (SPICER) AXLE, TRANSMISSION and RELATED PART NUMBERS

C O D E	VENDOR PART NUMBER	FORD PART NUMBER	C O D E	VENDOR PART NUMBER	FORD PART NUMBER	C O D E	VENDOR PART NUMBER	FORD PART NUMBER
S	34643	C6TZ 4670-D	S	35445 1	C9TZ 4234-C	S	36326 1	E0TZ 3C140-A
S	34675	C6TZ 4033-G	S	35445 2	D3TZ 4234-N	S	36352	D8TZ 3254-D
S	34677	C1TZ 4033-B	S	35447	C1TZ 4230-A	S	36352	D8TZ 3254-D
S	34684	C7TZ 4036-A	S	35461	D2TZ 1198-A	S	36353	D2TZ 4236-A
S	34685	C7TZ 4036-B	S	35467 1	C9TZ 4234-A	S	36361	D6TZ 1175-B
S	34686	C5TZ 4036-B	S	35467 2	C9TZ 4234-B	S	36364	D3TZ 3C132-A
S	34687	C1TZ 4036-A	S	35467 3	D4TZ 4234-A	S	36365	D3TZ 1175-A
S	34729	B5D 4228-A	S	35467 4	D3UZ 4234-E	S	36442	D3TZ 3299-A
S	34730	B5D 4230-A	S	35467 5	D3UZ 4234-F	S	36472	353051-S
S	34740	D8TZ 1104-C	S	35467 6	D5TZ 4234-A	S	36503	D3TZ 3B387-A
S	34783	C9TZ 3132-C	S	35468 1	C9TZ 4234-D	S	36526	34793-S2
S	34784	C9TZ 3C132-A	S	35566	D1TZ 3A050-A	S	36569	D2TZ 1198-A
S	34822	C6TZ 4346-C	S	35655	D1TZ 4204-D	S	36621	D3TZ 3049-A
S	34849	C8TZ 4670-A	S	35657	D5TZ 4236-B	S	36622	D3TZ 3050-A
S	34887 1	C8UZ 4234-E	S	35659	D5TZ 4211-A	S	36641	D3TZ 3130-C
S	34887 2	C8UZ 4234-F	S	35660	D5TZ 4567-A	S	36648	D3TZ 3130-B
S	34913	C8TZ 1A053-A	S	35669	D1TZ 4204-C	S	36649	D3TZ 3131-B
S	34914	C8TZ 1A051-A	S	35704	E0TZ 3K140-A	S	36652 1	D3TZ 3280-A
S	34915	C8TZ 1A050-A	S	35723	C6TZ 4676-A	S	36714	E3TZ 3070-B
S	34916	C8TZ 1A029-A	S	35724	C6TZ 4676-B	S	36805	E0HZ 4571-A
S	34917	C8TZ 1A030-B	S	35725	D0TZ 4676-A	S	36815	D4TZ 4205-A
S	34918	C8TZ 1A030-A	S	35753	D2TZ 1A092-A	S	36858	D8TZ 1131-B
S	34919	C8TZ 1A031-A	S	35801	D1TZ 4204-A	S	36913	D3TZ 3254-A
S	34982	C8TZ 3147-A	S	35803	D1UZ 4236-A	S	37-39	D3HZ 4647-A
S	35064	D1TZ 1A032-A	S	35812	D1TZ 4204-B	S	37-89	C1TZ 4891-A
S	35070	C8TZ 3132-A	S	35821	D1UZ 3130-A	S	37082	E8TZ 4320-A
S	35071	C8TZ 3132-B	S	35822	D1UZ 3131-A	S	37104	E8TZ 4329-A
S	35077	D2TZ 4204-B	S	35825	D1TZ 2082-C	S	37297	D6TZ 3147-B
S	35079	D5TZ 4236-D	S	35829	D1TZ 4236-A	S	37299	D6TZ 3147-A
S	35080	D2TZ 4215-A	S	35834	D2TZ 3130-C	S	37300	D6TZ 3277-A
S	35081	D2TZ 4211-A	S	35835	D2TZ 3131-C	S	37301	D6TZ 3110-A
S	35082	D2TZ 4230-A	S	35847	D8TZ 1A028-B	S	37302	D6TZ 3115-A
S	35088	D2TZ 4204-A	S	35848	D8TZ 1A052-B	S	37303	D6TZ 3332-B
S	35104 2	C0TZ 4216-A	S	35926	D1TZ 3050-A	S	37305	D6TZ 3113-A
S	35162	D6TZ 3A146-A	S	35928	E0TZ 3K050-A	S	37306	D6TZ 3332-A
S	35163	D6TZ 1142-A	S	35938	E0TZ 3254-B	S	37307	D6TZ 3114-A
S	35168	D1UZ 3C132-A	S	35943	D1TZ 3049-A	S	37308	D8TZ 3C132-A
S	35183	D1TZ 3147-A	S	35975	D1UZ 3C132-B	S	37311	D8TZ 1175-A
S	35218	C9TZ 1A054-A	S	35986	D1UZ 3299-A	S	37312	D8TZ 3299-A
S	35294	D5TZ 4236-C	S	36049	D2TZ 1A050-A	S	37560 3	D5UZ 4234-G
S	35311	D3TZ 1175-A	S	36050	D2TZ 1A029-A	S	37560 4	D5UZ 4234-H
		D3TZ 1175-B	S	36050 2	D2TZ 1A029-A	S	37589	C7TZ 3130-C
S	35313	C9TZ 1175-C	S	36051	D2TZ 1A030-A	S	37590	C7TZ 3131-C
S	35326	C9TZ 3A132-A	S	36113 1	D5TZ 4234-B	S	37593	D3TZ 3130-D
S	35341	D3TZ 3A146-A	S	36113 17	D8TS 4234-F	S	37594	D3TZ 3131-D
S	35379	D2TZ 1A021-A	S	36113 18	E0TZ 4234-C	S	37664	D5TZ 4033-A
S	35383	D2TZ 1A092-A	S	36113 19	E0TZ 4234-D	S	37729	D8TZ 1175-B
		D2TZ 1A093-A	S	36113 21	E3TZ 4234-T	S	37759 1	E0TZ 3C140-B
S	35384	D2TZ 1A053-A	S	36113 22	E3TZ 4234-S	S	37759 2	D6TZ 3C140-A
S	35385	D2TZ 1A025-A	S	36113 23	E3TZ 4234-R	S	37921	D6TZ 1102-A
S	35386	D2TZ 1A054-A	S	36113 27	E7UZ 4234-C	S	37946	D6TZ 1102-E
S	35387	D2TZ 1A028-B	S	36113 28	E7UZ 4234-D	S	37947	D6TZ 2B292-B
S	35389	D2TZ 1A094-A	S	36113 5	D5UZ 4234-C	S	37948	D6TZ 2B293-B
S	35416	D1TZ 3A049-A	S	36113 6	D5UZ 4234-D	S	37949	D6TZ 2K004-C
S	35417	D1TZ 3B049-A	S	36113 7	D5UZ 4234-E	S	37950	D6TZ 2K005-C
S	35419	D2TZ 1A021-B	S	36113 8	D5UZ 4234-F	S	37951	D6TZ 3B387-A
S	35424	C9TZ 3132-B	S	36121	E0TZ 1K244-A	S	37978	D6TZ 3C132-A
S	35429	C9TZ 3132-A	S	36286	E4TZ 4346-A	S	37979	D6TZ 1104-N

July, 1989

COPYRIGHT © 1989 — FORD MOTOR COMPANY — DEARBORN, MICHIGAN

New Issue

**1980/
FORD TRUCK PARTS**

DANA (SPICER) AXLE, TRANSMISSION and RELATED PART NUMBERS

C O D E	VENDOR PART NUMBER	FORD PART NUMBER	C O D E	VENDOR PART NUMBER	FORD PART NUMBER	C O D E	VENDOR PART NUMBER	FORD PART NUMBER
S	37994	D8TZ 1245-A	S	40047 1	E3TZ 3C323-A	S	40712	E4TZ 1175-A
S	37997	D9TZ 1N245-A	S	40060	383436-S101	S	40721	E4HZ 7234-A
S	38036	D6TZ 3105-C	S	40061	55722-S100	S	40724	E3TZ 3A367-A
S	38082	D6TZ 3146-A	S	40067	E3TZ 3B458-A	S	40740	E0TZ 3B403-B
S	38086	D6TZ 3146-B	S	40073	E3TZ 1102-B	S	40741	E0TZ 3B403-C
S	38106	D6TZ 3299-A	S	40075	E3TZ 3B459-A	S	40746	E0TZ 3B402-C
S	38106	D6TZ 3299-B	S	40079	E3TZ 3B457-A	S	40751	E3TZ 1107-C
S	38128	D6TZ 1175-A	S	40080	E3TZ 1197-B	S	40752	E3TZ 1108-A
S	38343	D8TZ 1245-B	S	40107	E3TZ 3K140-A	S	40753	E3TZ 1126-B
S	38426	D6TZ 4676-B	S	40108	E3TZ 3254-A	S	40753	E3TZ 1126-B
S	38427	D6TZ 4676-C	S	40131 1	E2UZ 4241-A	S	40773	E3TZ 3254-C
S	38715	D7TZ 4676-A	S	40151 1X	E4HZ 7005-A	S	40793	E4TZ 4676-A
S	39118	E1TZ 4676-A	S	40171	E4HZ 7203-A	S	40801	E4HZ 7L062-A
S	39213	E0TZ 4N237-A	S	40191 1X	E4HZ 7050-C	S	40817 1	E3TZ 3C323-C
S	39233	E0TZ 4241-A	S	40193 1X	E4HZ 7050-A	S	40818	E3TZ 3D323-B
S	39238	E1UZ 4670-A	S	40197 1X	E4HZ 7085-A	S	40929	E3TZ 3A429-B
S	39246	E0TZ 1177-A	S	40221	E4HZ 7195-A	S	40930	E3TZ 3A460-B
S	39260 1	E0TZ 4234-G	S	40301	E4HZ 7113-A	S	40961	E4HZ 7B227-A
S	39260 2	E0TZ 4234-E	S	40326	E3TZ 3C323-B	S	40963	E4HZ 7165-A
S	39260 3	E0TZ 4234-F	S	40351	E4HZ 7017-A	S	41356	E69Z 4N282-A
S	39260 4	E1UZ 4234-C	S	40353	E4HZ 7017-B	S	41373	E4UZ 4A406-A
S	39260 5	E1UZ 4234-D	S	40356	E4HZ 7017-C	S	41455 1	E99Z 4676-A
S	39260 7	E7UZ 4234-A	S	40371	E4HZ 7115-A	S	41554	E5TZ 1107-C
S	39260 8	E7UZ 4234-B	S	40391	E3TZ 3N387-A	S	41554	E5TZ 1107-C
S	39414	E0TZ 1107-C	S	40392	E3TZ 1214-A	S	41554	E5TZ 1107-C
S	39417	E0TZ 1126-B	S	40394	E3TZ 3B330-A	S	41647	E7TZ 1177-A
S	39417	E0TZ 1126-B	S	40400	E3TZ 1190-A	S	41647	E7TZ 1177-A
S	39439	E0TZ 4676-A	S	40403	E3TZ 3254-B	S	41777	E5TZ 3332-A
S	39439 2	E5TZ 4676-C	S	40437 1	E3TZ 3N387-B	S	41778	E5TZ 3254-A
S	39693	E0TZ 1175-A	S	40438 1	E3TZ 3N387-C	S	41886	E5TZ 3110-A
S	39693	E0TZ 1175-A	S	40459	E3TZ 3B402-A	S	41938	E7UZ 1109-A
S	39694	304743-S101	S	40460	E3TZ 3B403-A	S	41938	E7UZ 1109-A
S	39695	D5UZ 4255-A	S	40465	E3TZ 3A429-A	S	41938	E7UZ 1109-A
S	39696	D5UZ 4A406-A	S	40469	E3TZ 3B477-A	S	42292	E5TZ 1126-B
S	39697	E0TA 1144-AA	S	40470	E3TZ 3B459-B	S	42292	E5TZ 1126-B
S	39697	E0TA 1144-AA	S	40471	E4HZ 7B368-A	S	42292	E5TZ 1126-B
S	39727	D8TZ 1113-C	S	40472	E4HZ 7173-A	S	42293	E5TZ 1A124-A
S	39727	D8TZ 1113-C	S	40473	E4HZ 7A385-A	S	42293	E5TZ 1A124-A
S	39728	D8TZ 1114-B	S	40475	E3TZ 3B396-B	S	42293	E5TZ 1A124-A
S	39728	D8TZ 1114-B	S	40476	E3TZ 3B396-A	S	42294	E5TZ 1A125-A
S	39884	D5UZ 1175-A	S	40540 1	E3TZ 3B478-B	S	42294	E5TZ 1A125-A
S	39884	D5UZ 1175-A	S	40540 2	E3TZ 3B478-A	S	42294	E5TZ 1A125-A
S	39885	D2TA 1113-BA	S	40540 3	E3TZ 3B478-D	S	42299	E7TZ 1126-A
S	39885	D2TA 1113-BA	S	40540 4	E3TZ 3B478-C	S	42299	E7TZ 1126-A
S	39905	E1TZ 3B387-A	S	40554	E3TZ 4676-B	S	42299	E7TZ 1126-A
S	39906	E1TZ 3B387-B	S	40554 1	E3TZ 4676-B	S	42345	E7TZ 4204-D
S	39907	E1TZ 3B458-A	S	40591	E4HZ 7032-A	S	42427	E8TZ 4676-A
S	39908	E1TZ 3B457-A	S	40601	E4HZ 7140-A	S	42430	E8TZ 4667-A
S	39909	E1TZ 3B459-A	S	40645	E0TZ 3B402-B	S	42431	E8TZ 4295-A
S	39910	E1TZ 1102-C	S	40646	E0TZ 3B402-C	S	42442 1	E8TZ 4234-A
S	39911	E1TZ 1102-B	S	40684 1	E3TZ 1175-A	S	42445	E8TZ 1001-A
S	39965	E1TZ 1102-D	S	40709	E4TZ 1190-A	S	42445	E8TZ 1001-A
S	39965	E1TZ 1102-D	S	40709	E4TZ 1190-A	S	42447	E8TZ 4A140-A
S	39Q27	E4HZ 7213-A	S	40710	E4TZ 3254-A	S	42449	E7UZ 4676-A
S	6.3 4-211 1X	E8HZ 4351-B	S	40710	E4TZ 3254-A	S	42657	C1TZ 1A030-A
S	6.3 4-541 1X	E8HZ 4351-A	S	40711	E4TZ 3B470-A	S	42737	E8UZ 4670-A
S	X6.3 4-731 X	E4HZ 4851-W	S	40712	E3TZ 1175-B	S	43180	E8UZ 4N282-A
S	40046	E3TZ 3D323-A	S	40712	E4TZ 1175-A	S	43223	E8TZ 1102-B

**1980/
FORD TRUCK PARTS**

DANA (SPICER) AXLE, TRANSMISSION and RELATED PART NUMBERS

C O D E	VENDOR PART NUMBER	FORD PART NUMBER	C O D E	VENDOR PART NUMBER	FORD PART NUMBER	C O D E	VENDOR PART NUMBER	FORD PART NUMBER
S	43224	E8TZ 1102-C	S	47671	D6HZ 7240-A	S	60854	B8QH 7101-H
S	43286 1	E8TZ 4234-D	S	47672	D6HZ 7334-A	S	60863	C3TZ 7A079-A
S	43286 2	E9TZ 4234-A	S	47721	E3HZ 7234-A	S	60864	C3TZ 7103-A
S	43504	E9TZ 4676-A	S	47961 1X	E2HZ 7564-A	S	60865	C3TZ 7101-A
S	44722	B7QH 7234-A	S	50324 5	TDAA 7166-A	S	62116	B8QH 7177-F
S	44724	B4Q 7234-A	S	50801	372720-S	S	62226	B8QH 7195-A
S	46110	B7QH 7177-B	S	50804	353079-S	S	62227	C2TZ 7195-A
S	46118	B8QH 7177-G	S	50805	353086-S	S	62309	B8QH 7113-B
S	46120	B9TT 7177-A	S	51203	C3AZ 4635-G	S	62393	D3HZ 7A010-C
S	46124	B9TT 7177-B	S	51204	C3AZ 4635-H	S	62394	353240-SA
S	46127	C7TZ 7177-A	S	51310 B	C6TZ 3254-C	S	62604	B8QH 7140-B
S	46159	B8QH 7006-E	S	52123	D4HZ 7233-D	S	62605	C4TZ 7140-B
S	46223	B7QH 7195-A	S	52721	C3TZ 7219-A	S	62623	B7QH 7813-A
S	46226	B7QH 7195-A	S	53081 X	D8HZ 4635-A	S	62728	B7QH 7219-A
S	46303	B7QH 7113-A	S	53151 2X	E3HZ 7005-A	S	62836	B8QH 7100-B
S	46304	B9TT 7113-B	S	53152 1X	E3HZ 7005-B	S	62838	B8QH 7103-A
S	46375	B7QH 7115-A	S	53199	E3HZ 7195-A	S	62840	B8QH 7196-B
S	46376	B7QH 7193-A	S	53303	E3HZ 7113-A	S	62842	B8QH 7158-A
S	46512	B9TZ 7142-A	S	53304	E3HZ 7113-B	S	62843	B8QH 7196-C
S	46591	C7TZ 7135-A	S	53352	E3HZ 7017-A	S	62844	D1HZ 7158-A
S	46602	B7QH 7140-A	S	53359	E3HZ 7017-B	S	62849	B8QH 7158-B
S	46668	B7QH 7231-A	S	53372	E3HZ 7B319-A	S	62850	C1TT 7158-B
S	46674	B7QH 7358-A	S	53373	E3HZ 7L007-A	S	62853	C1TT 7103-A
S	46675	B7QH 7241-A	S	53374	E3HZ 7072-B	S	62864	B8QH 7103-B
S	46676	B7QH 7334-A	S	53471	E3HZ 7E254-A	S	62878	B8QH 7158-C
S	46816	B7QH 7158-A	S	53472	E3HZ 7033-A	S	62882	C1TT 7196-A
S	46819	B7QH 7196-A	S	53591	E3HZ 73401-A	S	62884	C1TT 7158-A
S	46820	B7QH 7196-B	S	53651	E3HZ 7K159-A	S	62889	C1TZ 7103-A
S	46821	B7QH 7158-B	S	53661	E3HZ 7230-A	S	63155 1X	D7HZ 7005-B
S	46824	C7TZ 7196-A	S	53663 1X	E3HZ 7289-A	S	63161	D7HZ 7222-A
S	46826	C7TZ 7103-A	S	53665	E3HZ 7230-B	S	63163	D7HZ 7222-B
S	46831	B7QH 7103-A	S	53810	E3HZ 7103-A	S	63221	D7HZ 7195-B
S	46836	B8QH 7158-D	S	53814	E3HZ 7196-A	S	63222	D7HZ 7195-A
S	46837	B9TT 7100-A	S	53816	E3HZ 7196-B	S	63301	D7HZ 7113-A
S	46843	B9TT 7158-A	S	53817	E3HZ 7L231-A	S	63371	D7HZ 7115-A
S	46845	B9TT 7158-B	S	53821	E3HZ 7158-A	S	63601	D6HZ 7140-A
S	46851	C7TZ 7158-A	S	53822	E3HZ 7158-B	S	63661	D7HZ 7231-A
S	46882	D2TZ 7196-B	S	54801	371350-S	S	63661 1X	D7HZ 7231-A
S	46884	D2TZ 7158-A	S	54Q20	E4HZ 7E133-A	S	63671	D7HZ 7240-A
S	46893	D2TZ 7196-A	S	55127	B4Q 7233-A	S	63672	D7HZ 7240-B
S	46896	D2TZ 7158-B	S	55128	B4Q 7113-A	S	63673	D7HZ 7334-A
S	46962 1X	D7HZ 7564-A	S	55129	B4Q 7113-B	S	63674	D7HZ 7334-B
S	47154 1X	D6HZ 7005-C	S	55591	E3HZ 7E401-A	S	63675	D7HZ 7240-A
S	47156 1X	D6HZ 7005-B	S	55723	C1TT 7B294-B	S	63815	D7HZ 7103-B
S	47161	D6HZ 7222-B	S	55883	B4Q 7101-A	S	63816	D7HZ 7103-C
S	47161 1	D6HZ 7222-B	S	55884	B4Q 7101-C	S	70032 2X	D8TZ 1104-F
S	47163	D6HZ 7203-B	S	55885	B4Q 7101-D	S	70079 X	D7TZ 3010-B
S	47164	E0HZ 7203-A	S	55887	B4Q 7101-B	S	70115	D2HZ 7177-C
S	47167	D6HZ 7203-A	S	55891	B8Q 7101-A	S	70121	B8QH 7233-A
S	47223	D6HZ 7195-B	S	60120	B8QH 7177-C	S	70169	B9TT 7222-B
S	47301	D6HZ 7113-E	S	60124	C3TZ 7177-A	S	70228	B9TT 7195-A
S	47357	D6HZ 7017-F	S	60246	C3TZ 7A078-A	S	70242	D4HZ 7B363-A
S	47358	D6HZ 7017-E	S	60596	D2HZ 7245-A	S	70253 X	D7TZ 4010-A
S	47359	D6HZ 7017-G	S	60723	B8QH 7234-C	S	70316 X	D7TZ 4010-B
S	47373	D6HZ 7115-A	S	60724	D3HZ 7234-C	S	70374	C1TZ 7106-A
S	47375	D6HZ 7072-A	S	60851	B8QH 7101-F	S	70375	C1TZ 7117-A
S	47661	D6HZ 7231-B	S	60852	B8QH 7101-E	S	70376	B9TZ 7063-B
S	47661 1X	D6HZ 7231-B	S	60853	B8QH 7101-G	S	70386 1X	D8TZ 4234-B

**1980/
FORD TRUCK PARTS**

DANA (SPICER) AXLE, TRANSMISSION and RELATED PART NUMBERS								
C O D E	VENDOR PART NUMBER	FORD PART NUMBER	C O D E	VENDOR PART NUMBER	FORD PART NUMBER	C O D E	VENDOR PART NUMBER	FORD PART NUMBER
S	70386 2X	D8TZ 4234-C	S	70961	D4HZ 7817-A	S	72116 X	E3TZ 3E323-A
S	70392	D6HZ 7A010-A	S	70962 1X	D5HZ 7817-A	S	72125 X	E3TZ 3L387-B
S	70416 1X	D7TZ 4234-A	S	70977 X	E0TZ 4010-F	S	72127 X	E3TZ 3L387-C
S	70416 2X	D7TZ 4234-B	S	71025 1X	D9TZ 4234-A	S	72138 X	E3TZ 3K330-A
S	70508 X	D7TZ 4010-C	S	71025 2X	D9TZ 4234-B	S	72142 X	E3TZ 4010-K
S	70580 X	D8TZ 4010-E	S	71026 X	D9TZ 4010-E	S	72145 X	E3TZ 4010-R
S	70585 X	D8TZ 4010-F	S	71215 X	E1TZ 4010-A	S	72173 X	E3TZ 4010-T
S	70588 X	D8TZ 4010-G	S	71248 X	E1UZ 4010-C	S	72174 X	E3TZ 4010-S
S	70592 X	D8TZ 4010-D	S	71287 X	E1UZ 4010-A	S	72185 X	E3TZ 4010-J
S	70595 X	D8TZ 4010-B	S	71288 X	E1UZ 4010-B	S	72186 X	E3TZ 4010-H
S	70596 X	D8TZ 4010-C	S	71314 X	E1UZ 4010-D	S	72216 1X	E4TZ 3219-A
S	70677	D94Z 4205-A	S	71393 1X	E1TZ 3219-A	S	72216 1X	E4TZ 3219-A
S	70760 X	D9TZ 4010-A	S	71393 X	E1TZ 3219-A	S	72217 1X	E4TZ 3220-A
S	70761 X	D9TZ 4010-B	S	71394 1X	E1TZ 3220-A	S	72217 1X	E4TZ 3220-A
S	70785 X	D9UZ 4010-B	S	71394 1X	E6TZ 3220-B	S	72218 1X	E4TZ 3219-B
S	70790 X	D9TZ 4010-C	S	71394 X	E1TZ 3220-A	S	72218 1X	E4TZ 3219-B
S	70796 X	D9TZ 4010-D	S	71395 1X	E1TZ 3219-B	S	72219 1X	E4TZ 3220-B
S	70801 X	D9UZ 4010-C	S	71395 X	E1TZ 3219-B	S	72219 1X	E4TZ 3220-B
S	70804 X	D9UZ 4010-A	S	71396 1X	E1TZ 3220-B	S	72226 X	E3UZ 4010-B
S	70822	C1TZ 7101-B	S	71396 1X	E6TZ 3220-A	S	72227 X	E3UZ 4010-C
S	70823	C1TT 7A079-B	S	71396 X	E1TZ 3220-B	S	72308 X	E4TZ 3130-A
S	70824	C1TT 7A079-A	S	71526 X	E3TZ 1197-A	S	72309 X	E4TZ 3131-A
S	70826	C1TZ 7101-A	S	71632 X	E3TZ 3010-A	S	72359 X	E4TZ 3130-B
S	70833	B9TT 7A079-A	S	71691 X	E3TZ 3A466-A	S	72360 X	E4TZ 3131-B
S	70835	B9TT 7103-A	S	71693 X	E3TZ 3N219-A	S	72371 X	E4TZ 4010-D
S	70837	B9TZ 7101-A	S	71694 X	E3TZ 3130-A	S	72372 X	E4TZ 4010-E
S	70842	C3TZ 7A079-B	S	71695 X	E3TZ 3131-A	S	72499 1X	E69Z 4234-B
S	70843	C3TZ 7103-B	S	71702 1X	E3TZ 3219-A	S	72499 2X	E69Z 4234-C
S	70848	C9TZ 7101-A	S	71703 1X	E3TZ 3220-A	S	72543 X	E4TZ 4010-F
S	70850	DOHZ 7B340-C	S	71721	B9TT 7234-A	S	72544 X	E4UZ 4010-A
S	70851	DOHZ 7144-F	S	71727 X	E2UZ 4010-A	S	72545 X	E4UZ 4010-B
S	70852	C9TZ 7103-A	S	71728 X	E3TZ 4010-E	S	72546 X	E4UZ 4010-C
S	70854	DOHZ 7103-D	S	71734 X	E3TZ 3010-B	S	72556 X	E5TZ 3130-C
S	70855	DOHZ 7103-B	S	71735 1X	E3TZ 3A466-F	S	72557 X	E5TZ 3131-C
S	70856	D2HZ 7101-B	S	71736 X	E3TZ 3010-C	S	72560 X	E5TZ 3010-A
S	70857 X	E0TZ 4010-A	S	71738 1X	E3TZ 3A466-B	S	72602	C1TT 7140-B
S	70859 1X	D6HZ 7B340-A	S	71739 1X	E3TZ 3A466-C	S	72630 1X	E5UZ 4006-K
S	70862 X	E0TZ 4010-E	S	71777 X	E3TZ 4010-F	S	72630 2X	E4UZ 4006-A
S	70867 11X	E3TZ 4234-L	S	71778 X	E3TZ 4010-G	S	72630 3X	E2UZ 4006-A
S	70867 12X	E3TZ 4234-M	S	71779 X	E2UZ 4010-B	S	72630 4X	E5UZ 4006-L
S	70867 13X	E3TZ 4234-N	S	71780 X	E2UZ 4010-C	S	72630 5X	E5UZ 4006-M
S	70867 14X	E3TZ 4234-P	S	71931 X	E3TZ 3105-B	S	72630 8X	E2UZ 4006-C
S	70867 15X	E5TZ 4234-A	S	71978 X	E3TZ 4010-L	S	72632 1X	E1UZ 4006-G
S	70867 16X	E5TZ 4234-B	S	71981 X	E3TZ 4010-M	S	72632 2X	E1UZ 4006-H
S	70867 17X	E6UZ 4234-A	S	72034 X	E3TZ 4010-N	S	72632 3X	E1UZ 4006-J
S	70867 18X	E6UZ 4234-B	S	72037 X	E3TZ 4010-P	S	72632 4X	E1UZ 4006-K
S	70867 1X	E0TZ 4234-A	S	72041 1X	E3TZ 3A466-D	S	72632 5X	E1UZ 4006-L
S	70867 2X	E0TZ 4234-B	S	72043 1X	E3TZ 3A466-E	S	72632 6X	E1UZ 4006-M
S	70867 3X	E1UZ 4234-A	S	72044 1X	E3TZ 3219-B	S	72632 7X	E1UZ 4006-N
S	70867 4X	E1UZ 4234-B	S	72045 1X	E3TZ 3219-C	S	72643 1X	E5UZ 4006-F
S	70867 5X	E3TZ 4234-G	S	72046 1X	E3TZ 3219-D	S	72643 2X	E5UZ 4006-G
S	70867 6X	E3TZ 4234-H	S	72078 X	E3TZ 3C323-D	S	72643 3X	E5UZ 4006-J
S	70867 7X	E3TZ 4234-J	S	72112 1X	E3TZ 3M219-A	S	72643 4X	E1UZ 4006-E
S	70867 8X	E3TZ 4234-K	S	72112 1X	E3TZ 3B387-A	S	72643 5X	E5UZ 4006-H
S	70871 X	E0TZ 4010-B	S	72112 2X	E3TZ 3M219-B	S	72643 6X	E1UZ 4006-D
S	70885 X	E0TZ 4010-D	S	72112 2X	E3TZ 3B387-B	S	72643 7X	E1UZ 4006-B
S	70951 X	E0TZ 4010-C	S	72114 1X	E3TZ 3B387-C	S	72643 8X	E1UZ 4006-C
S	70954	B9TZ 7052-A	S	72114 1X	E3TZ 3B387-C	S	72650 X	E1UZ 4010-E

**1980/
FORD TRUCK PARTS**

DANA (SPICER) AXLE, TRANSMISSION and RELATED PART NUMBERS

C O D E	VENDOR PART NUMBER	FORD PART NUMBER	C O D E	VENDOR PART NUMBER	FORD PART NUMBER	C O D E	VENDOR PART NUMBER	FORD PART NUMBER
S	72654 1X	E4TZ 4006-E	S	73112 1X	E7TZ 3220-A	S	80197	C1TT 7B355-B
S	72654 2X	E4TZ 4006-D	S	73115 2X	E7UZ 4006-A	S	80199	C1TT 7195-B
S	72654 3X	E4TZ 4006-C	S	73115 3X	E7UZ 4006-B	S	80242	C1TT 7B363-B
S	72654 4X	E4TZ 4006-A	S	73115 5X	E7UZ 4006-C	S	80245	C7TZ 7B363-C
S	72654 5X	E4TZ 4006-F	S	73116 1X	E7UZ 4006-D	S	80246	C7TZ 7B363-A
S	72654 6X	E4TZ 4006-B	S	73116 2X	E7UZ 4006-E	S	80247	C7TZ 7B363-B
S	72655 1X	E5TZ 4006-X	S	73116 3X	E7UZ 4006-F	S	80301	C1TT 7111-C
S	72655 2X	E3TZ 4006-B	S	73169 X	E8TZ 4851-A	S	80303	C1TT 7111-B
S	72655 3X	E5TZ 4006-Y	S	73206 1X	E0TZ 4006-A	S	80308	C7TZ 7111-A
S	72655 4X	E5TZ 4006-Z	S	73206 2X	E0TZ 4006-B	S	80351	C1TT 7017-F
S	72656 1X	E5TZ 4006-V	S	73206 3X	E1TZ 4006-B	S	80353	C7TZ 7017-J
S	72656 7X	E5TZ 4006-T	S	73206 4X	E1TZ 4006-A	S	80371	C1TT 7139-A
S	72657 1X	E5TZ 4006-F	S	73207 1X	E1UZ 4006-A	S	80372	C1TT 7139-C
S	72657 2X	E5TZ 4006-G	S	73207 2X	E1UZ 4006-P	S	80373	C1TT 7139-B
S	72657 3X	E5TZ 4006-H	S	73223	C6TZ 7195-C	S	80374	C1TT 7B319-B
S	72657 4X	E4TZ 4006-H	S	73227 X	E8TZ 4010-A	S	80375	C1TT 7B319-C
S	72657 5X	E5TZ 4006-J	S	73235 1X	E8TZ 4006-A	S	80376	C1TT 7482-C
S	72657 6X	E5TZ 4006-K	S	73235 2X	E8TZ 4006-B	S	80377	C1TT 7482-B
S	72658 2X	E4TZ 4006-G	S	73288 1X	E69Z 4006-A	S	80378	C1TT 7115-A
S	72658 6X	E3TZ 4006-A	S	73288 3X	E79Z 4006-A	S	80379	C1TT 7072-B
S	72659 1X	E5TZ 4006-S	S	73352 X	E9TZ 4010-A	S	80391	C1TT 7B358-A
S	72659 2X	E3TZ 4006-C	S	73356 X	B9C 3117-A	S	80394	372016-S
S	72659 3X	E5TZ 4006-W	S	73438 1X	E9TZ 4006-B	S	80593	C1TT 7B293-A
S	72659 4X	E5TZ 4006-N	S	73438 2X	E9TZ 4006-A	S	80601	C1TT 7B328-A
S	72660 1X	E5TZ 4006-P	S	73526 X	E8UZ 4010-A	S	80602	C1TT 7B330-A
S	72660 2X	E5TZ 4006-R	S	73614 1X	E8UZ 4006-A	S	80603	C1TT 7140-C
S	72660 3X	E5TZ 4006-L	S	73614 2X	E8UZ 4006-B	S	80661	C1TT 7231-F
S	72660 4X	E5TZ 4006-M	S	73614 4X	E8UZ 4006-C	S	80663	C1TT 7231-G
S	72662 1X	E5TZ 4006-AA	S	73668 X	E8TZ 3130-B	S	80665	C1TT 7231-J
S	72662 2X	E5TZ 4006-AB	S	73669 X	E8TZ 3131-B	S	80667	C1TT 7231-H
S	72662 3X	E5TZ 4006-AC	S	73760 X	E9UZ 4010-A	S	80668	C1TT 7231-E
S	72662 4X	E5TZ 4006-AD	S	73761 X	E9UZ 4010-C	S	80671	C1TT 7358-C
S	72662 6X	E1TZ 4006-C	S	73762 X	E9UZ 4010-B	S	80672	C1TT 7358-F
S	72663 1X	E5TZ 4006-C	S	73765 1X	E9UZ 4006-G	S	80673	C1TT 7358-E
S	72663 2X	E5TZ 4006-B	S	73765 2X	E9UZ 4006-H	S	80674	C1TT 7358-B
S	72663 3X	E5TZ 4006-A	S	73765 3X	E9UZ 4006-J	S	80675	C1TT 7358-G
S	72663 4X	E5TZ 4006-D	S	73766 1X	E9UZ 4006-D	S	80676	C1TT 7358-D
S	72663 5X	E5TZ 4006-E	S	73766 2X	E9UZ 4006-E	S	80714	C1TT 7235-C
S	72664 1X	E5UZ 4006-A	S	73766 3X	E9UZ 4006-F	S	80722	C1TT 7234-C
S	72664 2X	E5UZ 4006-B	S	73767 1X	E9UZ 4006-A	S	80727	C7TZ 7234-A
S	72664 3X	E5UZ 4006-E	S	73767 2X	E9UZ 4006-B	S	82110	C1TT 7177-B
S	72664 4X	E1UZ 4006-F	S	73767 3X	E9UZ 4006-C	S	82121	DOHZ 7177-G
S	72664 5X	E5UZ 4006-C	S	73831 X	E9TZ 4010-B	S	82121	C1TT 7233-A
S	72664 6X	E5UZ 4006-D	S	73832 1X	E9TZ 4006-C	S	82122	C1TT 7233-B
S	72664 7X	E2UZ 4006-B	S	73886 X	E99Z 4010-B	S	82165	C1TT 7222-B
S	72709 X	E5TZ 4026-A	S	73891 X	E9TZ 4010-C	S	82167	C1TT 7B332-A
S	72746 X	E5TZ 4026-A	S	73892 1X	E9TZ 4006-D	S	82191	C1TT 7050-C
S	72835 X	E69Z 4010-B	S	73892 2X	E9TZ 4006-E	S	82241	C1TT 7C017-A
S	72876 X	E3TZ 4010-E	S	73912 1X	E99Z 4006-A	S	82245	C6TZ 7A459-A
S	72927 X	D3TZ 4010-W	S	73957 X	E9TZ 4010-F	S	82307	C1TT 7113-C
S	72928 X	D9UZ 4010-D	S	73959 1X	E9TZ 4006-F	S	82353	C1TT 7017-E
S	72929 X	D3TZ 4010-H	S	80123	C1TT 7233-F	S	82371	C1TT 7A076-A
S	72960 X	E5TZ 4880-A	S	80124	C1TT 7233-E	S	82372	C1TT 7B320-A
S	73043 X	E0TZ 4241-A	S	80125	C1TT 7233-D	S	82373	C1TZ 7105-B
S	73099 X	E7UZ 4010-A	S	80126	C1TT 7233-C	S	82601	C7TZ 7140-A
S	73100 X	E7UZ 4010-B	S	80158	C1TT 7006-D	S	82622	DOHZ 7B109-A
S	73109 X	E7TZ 4026-B	S	80161	C1TT 7220-A	S	82625	
S	73111 1X	E7TZ 3219-A	S	80195	C1TT 7B356-B	S	82661	C1TT 7231-B

1980/
FORD TRUCK PARTS

DANA (SPICER) AXLE, TRANSMISSION and RELATED PART NUMBERS

C O D E	VENDOR PART NUMBER	FORD PART NUMBER	C O D E	VENDOR PART NUMBER	FORD PART NUMBER	C O D E	VENDOR PART NUMBER	FORD PART NUMBER
S	82663 1X	C1TT 7231-C	S	97129	E1HZ 7177-E	S	101227 3	D7HS 7563-AA
S	82665	C1TT 7B297-A	S	97137	E2HZ 7177-A	S	101439 1	D7HS 7550-AA
S	82672	C1TT 7241-C	S	97150	E7HZ 7177-F	S	107035 2	D1HZ 7563-A
S	82673	C1TT 7B311-A	S	97151 6X	D3HZ 7006-A	S	107035 5	D1HZ 7563-C
S	82674	C1TT 7240-C	S	97153 1X	D3HZ 7006-B			D1HZ 7563-D
S	82679	C1TT 7358-H	S	C 97164	D4HZ 7222-G	S	107090 10	D4HZ 7563-D
S	82722	D0HZ 7234-A	S	97165	D3HZ 7B332-A	S	107090 11	D4HZ 7563-E
S	82812	C1TT 7158-E	S	97191	D3HZ 7050-A	S	107091 10	D4HZ 7563-G
S	82827	C1TZ 7158-A	S	97191 1X	D3HZ 7050-A	S	107091 9	D4HZ 7563-F
S	82828	C1TT 7B340-A	S	97193	D4HZ 7195-C	S	113813	C6TZ 7070-B
S	F 82829	C7TZ 7196-B	S	97195	D3HZ 7195-B	S	127006 X	C1TT 7563-A
S	82830	C1TT 7176-A	S	97225 R/B-2	D4HZ 7195-B	S	127047 1X	C1TT 7550-A
S	82832	C2TZ 7100-C	S	97227	D3HZ 7195-A	S	127048 1X	C1TZ 7550-A
S	82841	C1TT 7142-H	S	97228	D8HZ 7195-B	S	127123 X	C1TT 7628-B
S	82851	C3TZ 7196-B	S	97248	E1HZ 7A615-A	S	127182 1X	C3TZ 7563-A
S	82852	C3TZ 7103-C	S	97307	D8HZ 7113-A	S	127186 X	C7TZ 7563-B
S	82855	D0HZ 7142-C	S	97351	D3HZ 7017-A	S	127204	
S	82859	C7TZ 7158-B	S	97353	D8HZ 7017-B	S	127205 1X-2X	C4TZ 7550-C
S	82860	C7TZ 7196-B	S	97355	D4HZ 7017-C	S	127211 4X	C7TZ 7563-C
S	F 82860	C7TZ 7158-B	S	97358	D4HZ 7017-G	S	127242 1X	D4HZ 7550-D
S	82863	D6HZ 7A079-A	S	97359	D4HZ 7017-D	S	127242 2X	D4HZ 7550-D
S	82870	C7TZ 7196-B	S	97371	D3HZ 7482-B	S	127243 1X	D4HZ 7550-C
S	82872	C2TZ 7100-D	S	97372	D3HZ 7482-A	S	127243 2X	D4HZ 7550-C
S	82961	D4HZ 7B332-C	S	97373	D3HZ 7B416-A	S	127260 2X	C6TZ 7563-F
S	82964	C6TZ 7817-A	S	97377	D3HZ 17A324-A	S	127260 3X	C6TZ 7563-G
S	C 85158	C7TZ 7005-C	S	97391	D3HZ 7A010-A	S	127261 1X	C4TZ 7550-B
S	85193	C7TZ 7050-A	S	97471	E1HZ 7482-A	S	127273 3X	D8HZ 7550-G
		C7TZ 7050-B	S	97473	E2HZ 7033-A	S	127274 3X	D8HZ 7550-H
S	C 85194	C7TZ 7050-A	S	97474	D9HZ 7482-A	S	127376 1X	D3HZ 7550-F
S	85221	C7TZ 7195-B	S	97591	D3HZ 7040-A	S	127377 1X	D3HZ 7550-E
S	C 85222	C7TZ 7195-B	S	97601	D3HZ 7140-A	S	127382 X	C9TZ 7A597-A
S	85302	C7TZ 7113-C	S	97651	D4HZ 7358-D	S	127384 1X	D4HZ 7550-G
S	85303	D0HZ 7113-D	S	97655 1X	D4HZ 7B009-A	S	127384 X	D4HZ 7550-G
S	85304	D2HZ 7113-A	S	97655 2X	D8HZ 7B009-B	S	127385 1X	D4HZ 7550-H
S	85307	D4HZ 7113-C	S	97661	D3HZ 7231-A	S	127386 1X	D8HZ 7550-E
		D5HZ 7113-D	S	97665	D3HZ 7230-A	S	127387 1X	D8HZ 7550-F
S	85308	D6HZ 7113-D	S	97675	D4HZ 7241-A	S	127390 1X	D4HZ 7563-B
S	85309	D5HZ 7113-C	S	97722	D3HZ 7234-A	S	127390 2X	D4HZ 7563-C
S	85351	C7TZ 7017-H	S	97728	D3HZ 7234-B	S	127400 1X	D0HZ 7563-A
S	85352	D0HZ 7017-D	S	97810	D3HZ 7158-A	S	127400 2X	D0HZ 7563-B
S	85358	D0HZ 7146-A	S	97822	D8HZ 7B340-A	S	127476 2X	D3HZ 7563-C
S	85379	D0HZ 7E097-A	S	97824	D8HZ 7158-A	S	127476 X	C7TZ 7563-C
S	85651	D0HZ 7358-H	S	97826	D8HZ 7B161-A	S	127597 1X	D4HZ 7563-A
S	85652	D0HZ 7358-J	S	97828	D4HZ 7144-B	S	127750 1X	D8HZ 7563-F
S	85658	D2HZ 7358-A	S	97830	D4HZ 7B161-A	S	127750 2X	D8HZ 7563-E
S	85674	D0HZ 7358-K	S	97832	D4HZ 7144-A	S	127760 X	D8HZ 7E434-A
S	85675	D0HZ 7358-L	S	97858 1X	D3HZ 7017-B	S	127790 1X	D8HZ 7563-H
S	85677	D5HZ 7242-A	S	97862 1X	D3HZ 7100-B	S	127790 4X	D8HZ 7563-A
S	85814	D0HZ 7103-C	S	97871	D8HZ 7158-B	S	127801 2X	C7TZ 7550-C
S	85815	C7TZ 7103-B	S	97873	D8HZ 7158-C	S	127802 2X	C7TZ 7550-D
S	F 85816	C7TZ 7103-B	S	97961	D4HZ 7B335-A	S	127803 1X	D3HZ 7550-H
S	85823	D0HZ 7100-D	S	97962	D4HZ 7165-D	S	127804 1X	D3HZ 7550-G
S	85832	D0HZ 7100-F	S	97Q10	C6TZ 7227-B	S	127813 2X	D4HZ 7550-E
S	85842	D6HZ 7142-F	S	97Q13	C6TZ 7227-A	S	127813 3X	D4HZ 7550-E
S	96987	C5TZ 7061-H	S	98741	C8HZ 4A310-C	S	127814 2X	D4HZ 7550-B
S	97111	D3HZ 7177-D	S	98743	C8HZ 4A310-B	S	127814 3X	D4HZ 7550-B
S	97121	D3HZ 7233-C	S	98776	C1TT 7B412-A	S	127815 1X	D4HZ 7550-F
S	97126	D8HZ 7177-A	S	1-Q-80	C6TZ 7B013-B	S	127816 1X	D4HZ 7550-A

**1980/
FORD TRUCK PARTS**

CROSS REFERENCE LIST 99

DANA (SPICER) AXLE, TRANSMISSION and RELATED PART NUMBERS

C O D E	VENDOR PART NUMBER	FORD PART NUMBER	C O D E	VENDOR PART NUMBER	FORD PART NUMBER	C O D E	VENDOR PART NUMBER	FORD PART NUMBER
S	127817 2X	D8HZ 7550-J	S	184529	C6TZ 17285-A	S	211116 X	D7TZ 4800-A
S	127818 2X	D8HZ 7550-K	S	184633	C6TZ 7B215-B	S	211121 X	D8TZ 4710-A
S	127819 1X	D8HZ 7550-L	S	184635	C6TZ 7B215-C	S	211139 X	D8TZ 4800-A
S	127820 1X	D8HZ 7550-M	S	184636	C6TZ 7B215-D	S	211172 X	D9HZ 4800-A
S	127859 X	D7HZ 7A605-A	S	184637	D2TZ 7B215-A	S	211187 X	D9TZ 4800-A
S	127859 X	D7HZ 7A605-A	S	184639	D2TZ 7B215-B	S	211256 X	E3TZ 4710-A
S	127860 X	D4HZ 7A605-A	S	184821	C6TZ 7065-D	S	211359 X	E4TZ 4800-A
S	127865 X	D8HZ 7A605-A	S	186614	C6TZ 7289-A	S	211431 X	E6TZ 4800-A
S	127865 X	D8HZ 7A605-A	S	186616	C6TZ 7289-B	S	22-489	C8TZ 4866-A
S	ED 128049 1X	D9HZ 7550-A	S	186620	C8TZ 7289-A	S	221049	E3TZ 4866-A
S	ED 128050 1X	D9HZ 7550-B	S	186719	C6TZ 7240-A	S	223815	C6TZ 7070-A
S	128101 1X	D9HZ 7550-C	S	186724	C6TZ 7240-D	S	224031	C8TZ 7064-A
S	128102 1X	D9HZ 7550-D	S	186725	C6TZ 7240-E	S	226457	E3TZ 4784-A
S	129250 1	E1HZ 7563-A	S	186730	C9TZ 7240-G	S	23-128 X	O1Y 4841
S	129250 1	E1HZ 7563-A	S	186731	C9TZ 7240-H	S	230119 3	C9TZ 4826-A
S	129250 2	D9HZ 7563-G	S	186738 1-X	D5TZ 7240-A	S	230119 4	D3TZ 4826-A
S	129250 2	D9HZ 7563-G	S	186739 1-X	D3TZ 7240-D	S	230123	B5T 4637-A
S	129390 1X	D8HZ 7563-B	S	XC 192211	E1HZ 3A526-C	S	230123 12	E6TZ 4M817-A
S	129390 2X	D8HZ 7563-C			E1HZ 3A527-Z	S	230123 12	E6TZ 4M817-A
S	129597 1X	D8HZ 7563-D	S	192611	E2HZ 3A527-A	S	230123 6	D3HZ 4637-A
S	12BQ-1	C6TZ 7A064-A	S	196611	E2HZ 3A526-D	S	230123 7	D8HZ 4637-A
S	133313	8M 4228	S	203-14	C7TZ 7B416-B	S	230123 8	D6HZ 4637-A
S	133383	8M 4230	S	205052 1	C1TT 3219-A	S	230129	B5QH 4637-A
S	134631	C6TZ 7288-C	S	205052 2	C1TT 3220-A	S	230147 3	B9TT 4826-A
S	XC 152171	E1HZ 3C663-A	S	206032 3	C7TZ 3219-A	S	230164	C1TT 4808-A
S	181555	C6TZ 7166-B	S	206032 4	C7TZ 3220-A	S	230166	C1TT 4805-A
S	181556	C6TZ 7273-B	S	207226 3	C1TZ 3219-B	S	230167	C1TT 4826-A
S	181875	C6TZ 7111-B	S	207226 4	C1TZ 3220-B	S	230209	C1TT 4835-A
S	181876	C6TZ 7111-C	S	207266 3	C1TZ 3219-B	S	230323	C8HZ 4A310-A
S	181877	D2TZ 7111-A	S	207266 4	C1TZ 3220-B	S	230549	C1TZ 4808-A
S	181940	C6TZ 7085-C	S	207490 3	C7TZ 3219-B	S	230746	C8TZ 4805-A
S	181955	C6TZ 7085-D	S	207490 4	C7TZ 3220-B	S	230749 1	C8TZ 4826-A
S	181956	C6TZ 7085-E	S	210083 1X	D2TZ 4840-B	S	230750	C8TZ 4808-A
S	181958	C6TZ 7085-F	S	210084 2X	D4TZ 4800-E	S	230933	D94Y 4791-A
S	181961	C6TZ 7085-G	S	210115 X	B5T 4819-A	S	230981	C0TZ 4808-B
S	C 181964	D1TZ 7050-C	S	210120 X	C1TT 4840-A	S	230983 1	D0TZ 4826-A
S	181967	C6TZ 7050-C	S	210121 1X	D4TZ 4800-G	S	231000	D4HZ 4805-B
S	181971	C8TZ 7085-B	S	210132	C3AZ 4891-A	S	231004	D4HZ 4805-A
S	181973	C9TZ 7050-A	S	210212 X	B9TZ 3249-A	S	231009	D8HZ 4A310-A
S	C 181974	D1TZ 7050-D	S	210392 X	C1TZ 4635-A	S	231078	D3TZ 4831-B
S	181980	D1TZ 7050-D	S	210429 X	C1TZ 3249-A	S	231096	D3TZ 4831-C
S	181981	D1TZ 7050-C	S	210625 X	C4SZ 4635-B	S	231218	D7TZ 4710-A
S	182233	C6TZ 7181-B	S	210627 X	C5TZ 4635-F	S	231438 4	E5TZ 4K227-A
S	182237	C6TZ 7181-C	S	210660 1X	C8TZ 4840-A	S	231502	E8HZ 4A819-A
S	182238	C6TZ 7181-D	S	210661 1X	D4TZ 4800-J	S	231746	E6TZ 4684-A
S	182239	C6TZ 7181-E	S	210686 X	C6TZ 3249-A	S	231747	N601418-S2
S	182287	C6TZ 7029-C	S	210697 X	C6TZ 4841-N	S	231748	N620603-S2
S	182288	C6TZ 7029-D	S	210698 X	C6TZ 4841-M	S	231749	44878-S2
S	182289	C6TZ 7029-E	S	210699 X	C6TZ 4841-L	S	231781	E6TZ 4L817-A
S	182391	C6TZ 7B106-B	S	210748 1X	D8HZ 4800-A	S	231781	E6TZ 4L817-A
S	182676	C6TZ 7165-C	S	210773 X	C9TZ 4808-A	S	231914	B9C 7085-A
S	182677	C6TZ 7222-B	S	210782 X	C9TZ 4782-A	S	231918	C3TZ 7085-A
S	182678	C8TZ 7165-A	S	210894 Y	D1HZ 4635-A	S	231920	C7TZ 7085-B
S	183605	D3TZ 7050-B	S	210921 X	D2TZ 4840-A	S	231961	B9C 7113-A
S	183710	D6TZ 7080-A	S	211036 2X	D4TZ 4800-A	S	231962	B9C 7113-B
S	183812	C6TZ 7016-A	S	211037 1X	D4TZ 4800-C	S	232233	B9C 7181-B
		C6TZ 7026-A	S	211077 X	D5UZ 4800-A	S	232233	B9C 7181-C
S	183816	C6TZ 7026-B	S	211083 X	D5TZ 4800-A	S	232234	B9C 7181-A

July, 1989

COPYRIGHT © 1989 — FORD MOTOR COMPANY — DEARBORN, MICHIGAN

New Issue

**1980/
FORD TRUCK PARTS**

DANA (SPICER) AXLE, TRANSMISSION and RELATED PART NUMBERS

C O D E	VENDOR PART NUMBER	FORD PART NUMBER	C O D E	VENDOR PART NUMBER	FORD PART NUMBER	C O D E	VENDOR PART NUMBER	FORD PART NUMBER
S	232235	B9C 7086-A	S	304821	B9C 7065-A	S	311927 X	C1TZ 7050-B
S	232391	B9TZ 7B106-E	S	31-345 X	B9TZ 7089-A	S	311972 X	C7TZ 7B396-A
S	232671	B9C 7165-A	S	310227 X	B8QH 7124-A	S	312004 X	C4TZ 7006-A
S	233241	B9C 7166-A	S	310228 X	B8TZ 7124-A	S	312030 X	C1TZ 7505-C
S	233621	B9C 7061-B	S	310229 X	C2TZ 7124-B	S	312113 X	C4TZ 7006-B
S	233623	B9C 7017-A	S	310233 X	C7TZ 7511-A			C4TZ 7006-D
S	238311 X	E0TZ 3L387-B	S	310262 X	C3TZ 7222-C	S	312114 X	C1TZ 7006-A
S	238431 X	E6TZ 4841-G	S	310475 X	C7TZ 7153-B	S	312171 X	C6TZ 7005-B
S	238701	E3TZ 3L387-A	S	310695 X	C1TT 7B393-A	S	312226 X	C7TZ 7220-A
S	238741 X	E3TZ 3L387-E	S	310700	C1TT 7B394-A	S	312245 X	C2TZ 7100-E
S	238811 X	E3TZ 3L387-D	S	310706 X	C1TT 7124-C	S	312264 X	C6TZ 7153-C
S	238951	E4TZ 4841-A	S	310718	C1TT 7C042-A	S	312265 X	C6TZ 7153-B
S	238961	E4TZ 4841-A	S	310722 X	C1TT 7B396-A	S	312268	C6TZ 7034-B
S	239491 X	E4TZ 4841-D	S	310723	C1TT 7B274-A	S	312270 X	C6TZ 7005-C
S	24-108 X	8C 4851	S	310724 X	C1TT 7B265-A	S	312276 X	C3TZ 7006-D
S	24-431	01Y 7089	S	310731 1	C7TZ 7B175-A	S	312282 X	C3TZ 7006-D
S	244631 1	C0TT 7B215-A	S	310731 2	C1TZ 7B175-A	S	312284	C7TZ 7B274-A
S	244631 2	C0TT 7B215-A	S	310731 3	C1TZ 7B175-D	S	312289 X	C6TZ 7067-B
S	245251 X	E69Z 4851-B	S	310731 4	C7TZ 7B175-B	S	312295 X	C6TZ 7A107-B
S	245891	E3TZ 7B214-B	S	310731 5	C7TZ 7B175-C	S	312316 X	C7TZ 7050-B
S	245901 1	E3TZ 7B214-A	S	310731 6	C7TZ 7B175-D	S	312358 X	D0HZ 7005-D
S	246191 1	E6TZ 4866-A	S	310731 8	D4HZ 7B175-C	S	312369 X	C7TZ 7B408-A
S	247421	D8HZ 4A819-A	S	310768 X	C1TZ 7017-A	S	312422	C7TZ 7B435-A
S	25-998 X	E3TZ 7A399-A	S	310769 X	C1TZ 7196-A	S	312429 X	C1TZ 7050-A
S	255928	C5TA 3002-J	S	310793	B9QH 7006-A	S	312462	C6TZ 7155-A
S	255929	C5TA 3002-K	S	310811 X	B9TT 7124-A	S	312475 16X	D4HZ 7153-D
S	26-688 X	E3TZ 7A672-A	S	310841 X	C1TT 7124-A	S	312475 17X	D3HZ 7153-B
S	273815	D6HZ 7064-A	S	310848 10	C1TT 7C043-A	S	312475 1X	D3HZ 7153-B
S	283-98 X	D2TZ 4782-A	S	310848 23	C6TZ 7C043-A	S	312475 24X	E6HZ 7153-A
S	283198 X	E3TZ 4782-A	S	310857 X	C1TT 7124-B	S	312475 28X	D6HZ 7153-A
S	300190 3	C0TT 7A218-A	S	310949 X	C1TZ 7144-A	S	312475 29X	D7HZ 7153-A
S	300222 2	B9TZ 7A015-A	S	310950 X	C1TT 7B272-A	S	312475 2X	C7TZ 7153-A
S	300283	C1TZ 7A015-A	S	310957	B9TZ 7052-A	S	312475 30X	E2HZ 7153-A
S	300283 1	C1TT 7A015-A	S	310965 X	C3TZ 7223-A	S	312475 31X	D4HZ 7153-A
S	300360 15	D3HZ 7C207-A	S	311018	C7TZ 7124-A	S	312475 31X	D4HZ 7153-A
S	300365 26	44727-S8	S	311228	C9TZ 7C013-A	S	312475 33X	E6HZ 7153-C
S	300365 35	351810-S8	S	311259 X	C1TZ 7B436-A	S	312475 35X	E6HZ 7153-B
S	300528 13	D0HZ 7A218-A	S	311260 X	C1TZ 7B435-A	S	312475 3X	D4HZ 7153-A
S	300529 3	C6TA 7E028-D	S	311271 X	C2TZ 7B324-A	S	312475 40X	E4HZ 7153-A
S	300529 4	C6TA 7E028-F	S	311274 X	C2TZ 7B396-A	S	312475 8X	C7TZ 7153-A
S	300529 5	C9TA 7E028-C	S	311279 X	C2TZ 7312-A	S	312477 12X	D4HZ 7B331-B
S	300530	C6TA 7A195-A	S	311299 X	C7TZ 7550-E	S	312477 15X	D3HZ 7B331-B
S	300530 2	C6TA 7A195-B	S	311358 X	C3TZ 7006-C	S	312489	D0HZ 7B284-B
S	300530 3	C6TA 7A195-C	S	311367 9X	C6TZ 7B149-A	S	312490	D0HZ 7C389-A
S	300547	374222-S2	S	311450 X	D5HZ 7113-A	S	312523 X	C7TZ 7B436-A
S	300686 1	C7TA 7A195-A	S	311468 X	C7TZ 7312-B	S	312526 1	357635-S
S	300686 2	C7TA 7A195-C	S	311554 X	C1TZ 7124-B	S	312534	C7TZ 7305-A
S	300687 3	C6TA 7E028-G	S	311574 X	C7TZ 7017-K	S	312592 1	C7TZ 7B274-B
S	300687 4	C6TA 7E028-H	S	311577 X	C7TZ 7061-D	S	312593	D0HZ 7B274-A
S	300756 2	C9TA 7A195-A	S	311658 X	B7QH 7061-A	S	312594	D0HZ 7B265-A
S	300777 1	C9TA 7E028-A	S	311685 X	C7TZ 7505-D	S	312595	8A 8287
S	300777 2	C9TA 7E028-B	S	311690	C6TZ 7034-B	S	312620 X	C7TZ 7085-B
S	300777 3	C9TA 7E028-D	S	311697 X	B8QH 7006-C	S	312653	C8HZ 7505-A
S	300777 4	C9TA 7E028-E	S	311715 X	C1TT 7061-H	S	312656 X	D0HZ 7005-E
S	300905 6	D1HA 7A218-AA	S	311726 X	D2HZ 7050-A	S	312724 X	D4HZ 7176-A
S	300907 6	D1HA 7A218-BA	S	311832 1X	D2HZ 7A315-A	S	312729 X	D4HZ 7222-E
S	303819	C1TT 7064-G	S	311832 X	D0HZ 7A315-H	S	312731 X	C9TZ 7222-J
S	304639	E4HZ 7288-A	S	311903 X	D4HZ 7E242-A	S	312732 X	C9TZ 7222-K

1980/ FORD TRUCK PARTS

CROSS REFERENCE LIST 101

DANA (SPICER) AXLE, TRANSMISSION and RELATED PART NUMBERS

C O D E	VENDOR PART NUMBER	FORD PART NUMBER	C O D E	VENDOR PART NUMBER	FORD PART NUMBER	C O D E	VENDOR PART NUMBER	FORD PART NUMBER
S	312743 X	C9TZ 7222-L	S	313615 1X	E4HZ 7L183-A	S	330522	C3TZ 7071-A
S	312764 X	C9TZ 7124-A	S	313615 1X	E4HZ 7L183-A	S	330530	D0HZ 7045-A
S	312765 X	C9TZ 7124-B	S	313685 3X	E4HZ 7L183-A	S	330533	D0HZ 7A771-A
S	312766 X	C9TZ 7124-C	S	314-59	C1TT 4710-A	S	330535	C1TZ 7C039-A
S	312769 X	D4HZ 7195-C	S	315-31	D3TZ 4342-A	S	330538	C7TZ 7B364-A
S	312770 X	D4HZ 7195-C	S	315-33	B5T 4818-A	S	330547	374222-S7
S	312781 X	C9TZ 7222-H	S	315-41	C1TT 4342-C	S	330578	D0HZ 7071-A
S	312787 X	C9HZ 7005-B	S	315-51	D4HZ 4342-A	S	330592	C4TZ 7728-D
S	312795 X	D8HZ 7505-D	S	315-63	C1TT 4342-B	S	330599	C7TZ 7B293-A
S	312795 X	D8HZ 7505-D	S	316-31	D3TZ 4343-A	S	330631	C7TZ 7728-A
S	312831 X	D4HZ 7060-A	S	316-41	C1TT 4343-C	S	330637	C7TZ 7B360-A
S	312832 X	D4HZ 7015-A	S	316-51	D4HZ 4343-B	S	330639	C6TZ 7B360-A
S	312833	D3HZ 7D292-A	S	32-119	D3TZ 4866-A	S	330655	D2TZ 7067-A
S	312843 X	C9TZ 7005-C	S	32-479	C1TT 4866-A	S	330656	D2TZ 7067-B
S	312866 X	D3HZ 7006-B	S	324101	B4Q 7248-A	S	330657	C7TZ 7135-B
S	312876	D0HZ 7034-A	S	33-118 X	8MTH 4841	S	330665	D0HZ 7135-A
S	312904	D4HZ 7312-B	S	33-488 X	D5UZ 4841-B	S	330730	D3HZ 7019-H
S	312910 X	D4HZ 7B435-A	S	33-508 X	TVAA 4841-A	S	330731	D3HZ 7019-J
S	312956 X	D0HZ 7100-J	S	33-758 X	TDAA 4841-A	S	330732	D3HZ 7019-K
S	312957 S	D0HZ 7B310-B	S	330132	C6TZ 7067-B	S	330733	D3HZ 7728-A
S	312971 X	D3HZ 7B411-B	S	330154	C1TT 7B364-A	S	330734	D3HZ 7B196-A
S	313007 X	D5HZ 7124-A	S	330180 10	D6HZ 7C209-A	S	330735	D3HZ 7019-L
S	313022 X	D4HZ 7944-A	S	330180 3	C1TT 7B419-A	S	330736	D3HZ 7279-A
S	313024 1X	D4HZ 7B331-A	S	330180 5	C3TZ 7B420-A	S	330737	D3HZ 7A074-A
S	313024 2X	D3HZ 7B331-A	S	330180 7	E3HZ 7B420-A	S	330750	D4HZ 7033-B
S	313039 X	D4HZ 7B435-B	S	330183 16	C7TZ 7B409-A	S	330751	D4HZ 7019-A
S	313042	D3HZ 7B265-A	S	330214 6	C1TT 7B196-B	S	330752	D4HZ 7019-B
S	313043	D4HZ 7B274-A	S	330214 7	C1TT 7119-C	S	330755	D3HZ 7B362-A
S	313056	D4HZ 7B265-A	S	330216 3	C7TZ 7235-A	S	330757	D0HZ 7262-F
S	313109 X	D4HZ 7B274-B	S	330266	C1TT 7B408-A	S	330758	B7A 8287-A
S	313162 X	D4HZ 7B265-A	S	330278	B9C 7067-A	S	330762	D3HZ 7033-A
S	313225 X	D6HZ 7145-B	S	330281	B9T 7029-A	S	330785	358267-S100
S	313240 1X	D6HZ 7029-E	S	330283	C1TT 7B073-A	S	330796	D0TZ 7045-A
S	313240 2X	D6HZ 7029-E	S	330290	373705-S7	S	330798	C6TZ 7311-A
S	313240 3X	D6HZ 7029-E	S	330309	C1TT 7728-A	S	330800	382965-S100
S	313240 X	D6HZ 7029-E	S	330311	C1TT 7045-D	S	330806	F0HZ 7019-A
S	313243	D7HZ 7505-A	S	330312	C1TT 7119-A	S	330810	E1HZ 7173-B
S	313249	D7HZ 7505-B	S	330319	C1TT 7045-B	S	330814	D8HZ 7019-B
S	313260 X	D7HZ 7D323-A	S	330320	C1TT 7040-A	S	330815	E1HZ 7019-A
S	313400 22X	D4HZ 7C391-V	S	330323	C1TT 7B208-C	S	330817	D2TZ 7067-C
S	313400 23X	D4HZ 7C391-W	S	330329 4	C7TZ 7B277-A	S	330817	C6TZ 7067-B
S	313407 X	D3HZ 7127-A	S	330345	351814-S	S	330818	D2TZ 7173-A
S	313442	E2HZ 7C389-A	S	330360 15	D3HZ 7C207-A	S	330829	358981-S
S	313453 X	E3HZ 7124-A	S	330365	C1TT 7B279-A	S	330831	B7A 8287-B
S	313456	B9TT 4062-A	S	330426 1	E3HZ 7C207-A	S	330852	D4HZ 7173-C
S	313457 X	E6HZ 7B274-A	S	330430	C1TT 7B362-A	S	330858	D3HZ 7B208-B
S	313459 X	E3HZ 7124-B	S	330431	C1TT 7B360-C	S	330866	D6HZ 7173-A
S	313471 X	E4HZ 7124-A	S	330442	C1TT 7B401-B	S	330867	D6HZ 7173-B
S	313472 X	E4HZ 7124-B	S	330443	C1TT 7C036-A	S	330869	E1HZ 7019-B
S	313473 1X	E4HZ 7L183-A	S	330444	C1TT 7C034-A	S	330870	D6HZ 7029-A
S	313473 X	E4HZ 7L183-A	S	330445	C1TT 7C035-A	S	330871	D7HZ 7B368-A
S	313474 1X	E4HZ 7K410-A	S	330446	C1TT 7C038-A	S	330884	D7HZ 7A385-A
S	313474 X	E4HZ 7K410-A	S	330487	C1TT 7071-C	S	330891	D8HZ 7019-C
S	313475 1X	E4HZ 7K487-A	S	330488	C1TT 7C018-A	S	330892	D8HZ 7019-A
S	313475 X	E4HZ 7K487-A	S	330489	C1TT 7C016-A	S	330893	D8HZ 7728-A
S	313536 X	E5HZ 7124-A	S	330490 20	C1TT 7C210-A	S	330923	E1HZ 7716-A
S	313558 X	E4HZ 7124-B	S	330498	C3TZ 7072-A	S	330934	E0TZ 7E290-A
S	313571 1X	E4HZ 7L183-A	S	330499	B8QH 7961-A	S	330959	F0HZ 7019-B

July, 1989

COPYRIGHT © 1989 — FORD MOTOR COMPANY — DEARBORN, MICHIGAN

New Issue

**1980/
FORD TRUCK PARTS**

DANA (SPICER) AXLE, TRANSMISSION and RELATED PART NUMBERS

C O D E	VENDOR PART NUMBER		FORD PART NUMBER		C O D E	VENDOR PART NUMBER		FORD PART NUMBER		C O D E	VENDOR PART NUMBER		FORD PART NUMBER	
S	330960	F0HZ	7019-C	S	404381	E4HZ	7247-A	S	463546	B8QH	7017-K			
S	330961	F0HZ	7019-D	S	404631	E4HZ	7B215-A	S	463549	C7TZ	7017-E			
S	332861 X	E0TZ	3L387-C	S	404633	E4HZ	7B215-B	S	463554	B9TT	7017-B			
S	333001 X	E3TZ	3L387-F	S	404651	E4HZ	7106-A	S	463555	B9TT	7017-A			
S	34-190 1	TVAE	7089-B	S	404661	E4HZ	7B218-A	S	463556	B9TT	7017-D			
S	382391	C7TZ	3B387-A	S	404662	E4HZ	7B218-B	S	463557	B9TT	7017-C			
S	382411	C7TZ	3B387-B	S	404681	E4HZ	7716-A	S	463561	C7TZ	7017-B			
S	382841	D6TZ	3B387-B	S	404771	E4HZ	7E274-A	S	463576	C7TZ	7017-D			
S	3A2904	C6TZ	7B145-A	S	404772	E4HZ	7E274-B	S	463583	C9HZ	7017-A			
S	6.5 4-2551 X	E4HZ	4851-X	S	404861	E4HZ	7C430-A	S	463584	C9HZ	7017-B			
S	6.5 4-2711 1X	E8HZ	4351-D	S	404871	E4HZ	7L003-A	S	463625	B7QH	7061-A			
S	6.5 4-3381 1X	E8HZ	4351-C	S	405181 2X	E4HZ	7505-A	S	463626	B9QH	7061-A			
S	6.5 4-3851 1X	E8HZ	4351-G	S	414-19	C6TZ	4710-F	S	463811	B7QH	7162-C			
S	6 4-4091	D1HZ	4465-A	S	414-69	D9HZ	4710-A	S	463812	B4Q	7178-A			
S	6 4-4171 1X	E7HZ	4851-F	S	414-79	D1HZ	4710-A	S	464111	D2TZ	7B116-A			
S	6 4-4301 1X	E7HZ	4851-C	S	415-13	D9HZ	4342-A	S	464638	D7HZ	7052-A			
S	6 4-4301 X	E6HZ	4851-C	S	415-31	D9HZ	4342-B	S	464669	B7QH	7183-A			
S	6 4-4411 1X	E7HZ	4851-H	S	416-31	D9HZ	4343-B	S	464861	D7HZ	7C072-A			
S	6 4-4731 1X	E7HZ	4851-D	S	440214 10	C1TT	7B416-B	S	464862	D2TZ	7C072-A			
S	6 4-4751 1X	E7HZ	4351-B	S	441551	B7QH	7223-A	S	466610	B7QH	7289-A			
S	6 4-4831 X	C7TZ	4851-B	S	442231	B7QH	7181-A	S	466612	B7QH	7230-A			
S	X5 4-5111 1X	E7HZ	4851-A	S	450065 10	C6TZ	7B362-B	S	466630 1X	D2TZ	7231-A			
S	X5 4-5121 1X	E7HZ	4851-B	S	461510	B9QH	7006-A	S	466712	C9TZ	7240-E			
S	X5 4-5161 1X	E7HZ	4851-E	S	461522	C4TZ	7005-B	S	471512 1X	EOHZ	7005-A			
S	X5 4-5411 1X	E7HZ	4351-E	S	461524	C7TZ	7005-B	S	471514 2X	D6HZ	7005-C			
S	6 4-5461 1X	E7HZ	4351-F	S	461533	C9HZ	7005-B	S	471516 2X	D6HZ	7005-B			
S	X5 4-5491 1X	E7HZ	4351-A	S	461537	C9TZ	7005-C	S	471522 2X	EOHZ	7005-A			
S	6 4-6041 1X	E7HZ	4351-D	S	461539 1X	D4HZ	7005-F	S	471551	D6HZ	7223-A			
S	6 4-6041 X	E6HZ	4351-A	S	461614	D2HZ	7222-C	S	471920 1X	D6HZ	7050-E			
S	X5 4-6381 1X	E7HZ	4351-C	S	461630	D4HZ	7222-E	S	471921 1X	D6HZ	7050-F			
S	6 4-6411 1X	E7HZ	4351-H	S	461630 9X	D2HZ	7222-C	S	471932 1X	D6HZ	7050-E			
S	X5 4-6431 1X	E7HZ	4351-G	S	461632	D2HZ	7222-C	S	471933 1X	D6HZ	7050-F			
S	X5 4-6871 X	E5HZ	4851-A	S	461635 9X	D2HZ	7222-C	S	471934 1X	D9HZ	7050-B			
S	X6 4-6871 X	E5HZ	4851-B	S	461910	C7TZ	7195-A	S	471936 1X	E2HZ	7050-B			
S	X5 4-6891 1X	E7HZ	4851-G	S	461927	B9T	7050-B	S	471960 2X	D6TZ	7085-J			
S	X5 4-6891 X	E4HZ	4851-V	S	461928	B9T	7050-E	S	471961 2X	D6TZ	7085-H			
S	5 4-7121 X	E6HZ	4851-F	S	461934	C9HZ	7195-A	S	471962 2X	D6HZ	7085-G			
S	6 4-7291 X	E6HZ	4851-G	S	461934 1-X	D9HZ	7050-B	S	471972 1X	D6HZ	7050-E			
S	2 4-8051 X	E4TZ	4851-B	S	461955 1X	B9T	7050-B	S	471973 1X	D6HZ	7050-F			
S	401551	E4HZ	7207-A	S	461956 1X	B9T	7050-E	S	471974 1X	D9HZ	7050-B			
S	401926 1X	E4HZ	7050-B	S	461961	C7TZ	7176-B	S	472101		370339-S			
S	401961	E4HZ	7112-A	S	462212	D2TZ	7195-A	S	472231	D6HZ	7051-E			
S	401963	E4HZ	7137-A	S	462212 1X	B7QH	7195-A	S	472232	D6HZ	7181-B			
S	401965	E4HZ	7114-A	S	462233	C7TZ	7051-A	S	472235	D6HZ	7051-F			
S	402001	E4HZ	7K201-A	S	462234	B7QH	7051-A	S	473510	D6HZ	7017-H			
S	402002	E4HZ	7C318-A	S	462235	B7QH	7051-B	S	473521	EOHZ	7A619-A			
S	402231	E4HZ	7086-A	S	462673	7EQ	7165	S	473523 1X	D6HZ	7017-F			
S	402232	E4HZ	7721-A	S	463010	C7TZ	7113-B	S	473524 1X	D6HZ	7017-M			
S	402281 1	E4HZ	7L161-A	S	463012	D2TZ	7113-A	S	473525 1X	D6HZ	7017-G			
S	402281 2	E4HZ	7L161-B	S	463012 1X	C7TZ	7113-B	S	473526 1X	D6HZ	7017-N			
S	402281 3	E4HZ	7L161-C	S	463241	E4HZ	7166-A	S	473527	D9HZ	7017-B			
S	403601 1X	E4HZ	7B332-A	S	463241	B9TT	7166-C	S	473528 1X	D9HZ	7017-C			
S	403621	E4HZ	7061-A	S	463536	B7QH	7017-A	S	473537	E2HZ	7017-B			
S	403811	E4HZ	7N281-A	S	463540	B7QH	7017-B	S	473538	E2HZ	7017-C			
S	403812	E4HZ	7064-A	S	463541	B7QH	7411-A	S	473541	D6HZ	7411-A			
S	403813	E4HZ	7064-B	S	463543	B8QH	7017-E	S	473601	D6HZ	7A085-A			
S	403814	E4HZ	7064-C	S	463545	B8QH	7017-L	S	473621	D6HZ	7061-B			
S	403815	E4HZ	7064-D	S	463546	D2TZ	7411-A	S	474631	D2TZ	4813-A			

**1980/
FORD TRUCK PARTS**

DANA (SPICER) AXLE, TRANSMISSION and RELATED PART NUMBERS

C O D E	DANA (SPICER) AXLE, TRANSMISSION and RELATED PART NUMBERS		C O D E	DANA (SPICER) AXLE, TRANSMISSION and RELATED PART NUMBERS		C O D E	DANA (SPICER) AXLE, TRANSMISSION and RELATED PART NUMBERS			
	VENDOR PART NUMBER	FORD PART NUMBER		VENDOR PART NUMBER	FORD PART NUMBER		VENDOR PART NUMBER	FORD PART NUMBER		
S 474651	D6HZ	7106-B	S 500598	22	D2TZ	4241-A	S 534661	E3HZ	7183-A	
S 474681	D9HZ	7040-A	S 500615	1		55696-S2	S 534681	E3HZ	7040-A	
S 474682	D9HZ	7046-A	S 500617	1		33893-S	S 534682	E3HZ	7040-B	
S 474821	D6HZ	7145-B	S 500621	1		55757-S	S 534683	E3HZ	7040-C	
S 475184 1X	E2HZ	7505-A	S 500641	S		370664-S	S 534684	E3HZ	7040-D	
S 475185	D9HZ	7505-E	S 500693	14	C7TZ	7B418-A	S 534831	E3HZ	7E424-A	
S 500008 37	E0HZ	7B220-A				371000-S	S 534832	E3HZ	7E424-A	
S 500010 13	E3HZ	7B220-A	S 500714	19	D4HZ	7K077-A	S 534861	E3HZ	7C072-A	
S 500010 16	C1TT	7B220-E	S 500717	7		359014-S	S 543811	D3HZ	7064-E	
S 500010 18	D3HZ	7B220-D	S 500734	1	C1TT	7C037-A	S 545000	D4HZ	7033-A	
S 500010 19	D6HZ	7B220-B	S 500898		D6HZ	7045-A	S 545001		383222-S36	
S 500010 4	E2HZ	7B220-A	S 501199	1	D4HZ	7B417-B	S 545001	E2HZ	7C209-B	
S 500010 8		357630-S	S 501200		E3HZ	7045-A	S 545001	E2HZ	7C209-A	
S 500024 4		72035-S8	S 501210		D3HZ	7B208-A	S 545001	E0HZ	7C209-A	
S 500024 5		72035-S7-8	S 502672		BB	7165	S 545001	D6HZ	7M195-A	
S 500024 8		72035-S7-8	S 503241		B9TT	7166-C	S 545002		376284-S2	
S 500091		353051-S	S 503920		D3HZ	7A010-B	S 545002		384454-S2	
S 500100		358048-S	S 509622		C1TZ	7564-C	S 545002		382965-S100	
S 500114		87653-S	S 514-29		E1HZ	4710-A	S 545002	E1HZ	7C209-B	
		87708-S	S 514-39		C6TZ	4710-D	S 545002		372305-S	
S 500166 16		74118-S	S 515-11		C7TZ	4342-B			377776-S100	
S 500356 12		34793-S2	S 515-23		C6TZ	4342-C	S 545002		376284-S2	
S 500357 12		34808-S8	S 515-43		C6TZ	4342-A	S 545002		373889-S	
		34809-S	S 515-53		C6TZ	4343-A	S 545002		383890-S100	
S 500357 17		34797-S2	S 516-11		C7TZ	4343-B	S 545004		371051-S	
S 500358 11		34847-S	S 516-23		C6TZ	4343-C	S 545005		382985-S2	
S 500362 10		34941-S	S 519034		C6TZ	3254-B	S 545005		D7HZ	7E230-A
		44742-S8	S 524821		B9TT	7422-A	S 545006		D3HZ	7B208-C
S 500366 12	C1TT	7A655-A	S 53-178 X		E1HZ	4841-A	S 545008		D1HZ	7C209-A
S 500366 8	D3HZ	7C208-A	S 53-358 X		E1HZ	4841-C	S 545008		D7HZ	7C209-A
S 500368 11	B9C	1199-A	S 53-368 X		E1HZ	4841-B	S 545008		E1HZ	7C209-A
S 500368 12	C1TT	7B208-A	S 53-398		E1HZ	4841-D	S 545009			386063-S100
		33800	S 531911	1X	E2HZ	7050-B	S 545010		D3HZ	7233-B
S 500371 4		34671-S8	S 531913	2X	E3HZ	7085-A	S 545011		D3HZ	7B360-A
S 500371 7		33850-S7-8	S 531915	2X	E3HZ	7085-B	S 545012			350244-S
		33925-S	S 531917	2X	E3HZ	7085-C	S 545015			371186-S
S 500381 5		34032-S	S 531963		E3HZ	7176-A	S 545022			87837-S
S 500397 6		20326-S7-8	S 532051		E3HZ	7B196-A	S 545025		D4HZ	7B417-A
		45520-S	S 532052		E3HZ	7N424-A	S 545028	1		384960-S100
S 500398 12		359266-S8	S 532151		E3HZ	7B355-A	S 545031		D8HZ	7C029-A
S 500398 14		20468-S8	S 532281	1	E3HZ	7L117-A	S 545047		D8HZ	7045-A
S 500398 15		378168-S7-8	S 532281	2	E3HZ	7L117-B	S 545056		D6AZ	19562-A
S 500399 12		354136-S	S 532282		E3HZ	7L161-A	S 545056	3	E1FZ	19562-A
S 500400 14		20472-S7	S 533241		E3HZ	7L066-A	S 545056	4	E1FZ	19562-A
S 500400 20		355765-S	S 533510		E3HZ	7017-C	S 545056	5	E1FZ	19562-A
S 500400 22		58679-S2	S 533513		E3HZ	7017-D	S 545056	6	E1FZ	19562-A
S 500401 8	D4TZ	7A002-A	S 533519		E3HZ	7017-E	S 545056	7	E1FZ	19562-A
S 500408 8	E1HZ	3C765-A	S 533520		E3HZ	7017-F	S 545057		E1HZ	7045-A
S 500408 8	E1HZ	3C684-A	S 533522		E3HZ	7177-B	S 545063		D3HZ	7B331-B
S 500410 14		371801-S	S 533601		E3HZ	7K264-A	S 545065		E2HZ	7045-A
S 500412 12	D3TZ	3A146-B	S 533603		E3HZ	7198-A	S 545072		E7HZ	7245-A
S 500413 4	C1TT	7C211-A	S 533623		E3HZ	7061-A	S 545082	1	E4HZ	7C209-A
S 500415 9		304771-S2	S 533624		E3HZ	7061-B	S 545082	2	E4HZ	7C209-B
S 500593 6		305025-S	S 533625		E3HZ	7061-C	S 545082	3	E4HZ	7C209-C
S 500595 21		306333-S	S 533627		E3HZ	7061-C	S 545084	1	E4HZ	7C209-D
S 500598 15	D7HZ	7235-A	S 533812		E3HZ	7178-A	S 545084	3	E4HZ	7C209-F
S 500598 18		353698-S	S 534651		E3HZ	7106-A	S 545085		E4HZ	7C209-E
S 500598 21	D1TZ	4241-A	S 534655		E3HZ	7106-A	S 545087		E4HZ	7191-A

1980/
FORD TRUCK PARTS

DANA (SPICER) AXLE, TRANSMISSION and RELATED PART NUMBERS

C O D E	VENDOR PART NUMBER	FORD PART NUMBER	C O D E	VENDOR PART NUMBER	FORD PART NUMBER	C O D E	VENDOR PART NUMBER	FORD PART NUMBER
S	545089 1	D4TZ 7A002-A	S	550253	C1TT 7065-G	S	550778	C7TZ 7120-A
S	545091	E4HZ 7C348-A	S	550254	C1TT 7118-C	S	550779	C7TZ 7065-B
S	545093	E4HZ 7E230-A	S	550255	8M 4222	S	550780	DOHZ 7127-B
S	545095 1	E3HZ 7K287-A	S	550265	C7TZ 7B372-A	S	550781	C7TZ 7127-A
S	545095 2	E3HZ 7K287-B	S	550267	B9TT 7127-A	S	550806	DOHZ 7065-A
S	545103	E1HZ 7C209-B	S	550280	C1TT 7120-A	S	550886	D3HZ 7145-A
S	545125 1	FOHZ 7A443-B	S	550301	C3AZ 7025-B	S	550887	D3HZ 7127-A
S	545125 2	FOHZ 7A443-C	S	550358	B5A 4621-B	S	550889	D3HZ 7120-A
S	545126	FOHZ 7A443-A	S	550359	B5A 4616-B	S	550891	D4HZ 7065-D
S	55-Q-5	C6TZ 7220-A	S	550360	B5D 4630-A	S	550899	D3HZ 7169-A
S	55-Q-7	B7QH 7228-A	S	550361	B6D 4616-A	S	550900	D3HZ 7127-B
S	550010	C3AZ 7025-B	S	550362	TCAA 1244-A	S	550901	C3TZ 7A078-B
S	550013	B8QH 7025-C	S	550363	B5D 4222-A	S	550903	D2HZ 7118-C
S	550023	8D 7065	S	550370	C1TT 7127-F	S	550905	D2HZ 7127-B
S	550028	B4Q 7030-A	S	550375	C3TZ 1202-B	S	550906	D2HZ 7065-B
S	550031	B9TT 7118-A	S	550399	C1TT 4630-C	S	550907	D2HZ 7065-A
S	550033	C1TT 7127-B	S	550400	B8QH 4616-C	S	550911	D2HZ 7127-A
S	550045	B7QH 7025-A	S	550400 20	355765-S	S	550916	C1TT 7C017-A
S	550046	B8QH 7025-D	S	550403	C1TZ 1201-A	S	550917	D2HZ 7117-C
S	550053	09B 7025	S	550411	B8QH 7025-D	S	550918	D2HZ 7117-D
S	550055	B4Q 7118-A	S	550412	C1TT 7118-A	S	550919	D2HZ 7117-B
S	550058	B7QH 7065-A	S	550413	C1TT 7127-A	S	550920	D2HZ 7117-A
S	550059	B8QH 7127-B	S	550414	C1TT 7B372-A	S	550921	D4HZ 7065-C
S	550061	B8QH 7065-B	S	550415 1	C1TT 7127-D	S	550922	D4HZ 7120-A
S	550062	C1TT 7127-C	S	550416 1	C1TT 7120-E	S	550923	D4HZ 7065-B
S	550064	C1TT 7127-B	S	550417	C1TT 7B369-A	S	550924	D3HZ 7065-D
S	550068	B9TT 7065-A	S	550419	C1TZ 3123-A	S	550925	D3HZ 7065-E
S	550079	B9TT 7025-A	S	550420	C1TZ 3126-A	S	550927	D1TZ 7065-C
S	550087	B7QH 7118-A	S	550425	EOTZ 1244-A	S	550929	D3TZ 4222-A
S	550089	B8QH 7118-B	S	550426	BB 1239-A	S	550930	D6HZ 7025-B
S	550090	B8QH 7120-C	S	550431	B7A 4221-B	S	550931	D6HZ 7065-B
S	550097 1	B9TT 7120-A	S	550433	B7A 4221-A	S	550932	D6HZ 7120-A
S	550097 3	C1TT 7118-E	S	550456	C0DW 4630-A	S	550933	D7HZ 7118-A
S	550103	B9TT 7A065-A	S	550457	C0DW 4628-A	S	550934	D7HZ 7118-B
S	550119	B7QH 7120-B	S	550458	C6TZ 4621-B	S	550935	D7HZ 7127-A
S	550122	B8QH 7145-A	S	550459	C0DW 4616-A	S	550936	D7HZ 7127-B
S	550123	C1TT 7B369-B	S	550501 1	C1TT 7118-A	S	550938	D7HZ 7065-B
S	550154	BB 1240-A	S	550518	DOHZ 7120-B	S	550944	E2HZ 7065-A
S	550163	8M 4621	S	550520	C4TZ 7118-B	S	550946	E2HZ 7120-A
S	550165	B4Q 7118-B	S	550525	C3TZ 4221-F	S	550950	E2HZ 7127-A
S	550167	8L 4630	S	550528	C7TZ 7169-A	S	550953	FOHZ 7120-A
S	550168	B9C 3123-B	S	550532	C6TZ 7025-B	S	550954	8M 4222
S	550171	C6TZ 7065-C	S	550565	E4HZ 7065-A	S	550955	E3HZ 7N431-A
S	550173	C6TZ 7065-E	S	550598 S18	353698-S	S	550956	E3HZ 7120-A
S	550180	8M 4221	S	550612	D7HZ 7065-A	S	550957	E3HZ 7065-A
S	550182	B7T 1201-A	S	550707 1	C6TZ 1243-B	S	550959	E7HZ 7127-D
S	550183	C3TZ 1216-B	S	550708 1	C6TZ 1240-B	S	550961	TGAA 7025-A
S	550205	C3TZ 7169-A	S	550710	C1TT 7118-E	S	550962	E4HZ 7120-A
S	550207	8QH 4222-A	S	550720	C6TZ 7118-C	S	550963	E4HZ 7K274-A
S	550213	8A 4616	S	550721	DOHZ 7127-A	S	550964	B7C 1201-A
S	550216	8L 4628	S	550732	E3HZ 7K228-A	S	550965	B7C 1202-A
S	550217	B9C 3126-A	S	550734	C6TZ 4222-A	S	550966	C9AZ 4221-A
S	550218	01Y 1202	S	550742	B7T 7025-A	S	550967	C9AZ 4222-A
S	550221	8A 1202	S	550754	C0DW 4621-A	S	550968	E4HZ 7C120-A
S	550225	8M 4222	S	550759	C6TZ 3123-A	S	550969	E2HZ 7127-B
S	550228	C6TZ 7169-A	S	550770	D2TZ 7065-B	S	550983	E7HZ 7065-D
S	550233	8A 4628	S	550772	B8QH 7065-B	S	550989	E7HZ 7065-E
S	550246	8M 4630	S	550777	C7TZ 7065-A	S	550992	E7HZ 7065-C

**1980/
FORD TRUCK PARTS**

CROSS REFERENCE LIST 105

DANA (SPICER) AXLE, TRANSMISSION and RELATED PART NUMBERS

C O D E	VENDOR PART NUMBER	FORD PART NUMBER	C O D E	VENDOR PART NUMBER	FORD PART NUMBER	C O D E	VENDOR PART NUMBER	FORD PART NUMBER
S	551558	B4Q 7006-A	S	589703 C1	E0HZ 4323-A	S	620142 B	D8TZ 1B093-A
S	551561	B9TT 7006-A	S	59-5-1	E3HZ 7142-A	S	620143 3	E5TZ 3A706-A
S	551645	B4Q 7222-A	S	601656	B8QH 7222-B	S	620143 C	D7TZ 3A706-A
S	551955	B4Q 7050-A	S	601656 2X	B8QH 7222-B	S	620147 B	D7TZ 1B093-A
S	552039	D3HZ 7A064-A	S	601661	C3TZ 7222-A	S	620180	E5TZ 3A243-A
S	553039	B4Q 7111-A	S	601663	C3TZ 7222-A	S	620194	D8TZ 1131-A
S	553041	B4Q 7111-B	S	601972	B8QH 7050-B	S	620307	E0TZ 3C323-A
S	553044	B8Q 7111-A	S	601980	C3TZ 7050-B	S	620321	D3HZ 7127-B
S	553565	B4Q 7017-A	S	601980 1X	D5HZ 7050-A	S	620324	E0TZ 3B402-A
S	553572	B9T 7017-A	S	601991 1X	D6HZ 7050-A	S	620326	E0TZ 3B402-B
S	553731	B4Q 7063-A	S	601993 2X	D8HZ 7050-A	S	620327	E0TZ 3B403-B
S	553816	C1TT 7064-H	S	602037	D8HZ 7A064-A	S	620328	E0TZ 3B402-C
S	554822	B4Q 7120-A	S	602228	B4Q 7195-A	S	620329	E0TZ 3B403-C
S	556613 1X	B4Q 7231-A	S	602230	C3TZ 7195-A	S	620343	E0TZ 3K050-B
S	556619	B8QH 7231-D	S	602231	D6HZ 7195-A	S	620346	E0TZ 3049-A
S	556730	B4Q 7240-A	S	603052	B8QH 7111-B	S	620347	E0TZ 3050-B
S	565906	C7TZ 1244-A	S	603053	B8QH 7111-C	S	620348	E0TZ 3B387-D
S	565906	C7TZ 1244-A	S	603058	C3TZ 7111-A	S	620356	E0TZ 3B387-F
S	565906	C7TZ 1244-A	S	603564	B8QH 7017-B	S	620364	E0TZ 3B387-E
S	565907	B6J 1244-A	S	603570	C3TZ 7017-C	S	620409	CODW 4630-A
S	565909	E0TZ 1244-B	S	603723	B8QH 7063-B	S	620435	E0TZ 3K254-A
S	565911	C7TZ 1240-A	S	603724	B8QH 7115-A	S	620527	E0TZ 3130-A
S	565911	C7TZ 1240-A	S	603729	C3TZ 7106-A	S	620528	E0TZ 3131-A
S	565911	C7TZ 1240-A	S	603730	C3TZ 7063-A	S	620563	E3TZ 3167-A
S	565911	C7TZ 1240-A	S	603817	C3TZ 7A074-A	S	620590	E0TZ 3254-A
S	565921	C6TZ 3123-A	S	603818	C3TZ 7162-A	S	620591	E0TZ 3C132-A
S	565922	E3TZ 4628-A	S	603819	C3TZ 7030-A	S	620619	304653-S
S	565922	B7A 4616-A	S	604634	B8TZ 7052-A	S	620631	E0TZ 3C323-A
S	565922 1	E3TZ 4628-A	S	604635	C3TZ 4813-A	S	620848	E0TZ 3B402-A
S	565922 2	E3TZ 4628-A	S	604638	B8TZ 7052-A	S	X 620856	E1TZ 1102-A
S	565922 3	E3TZ 4628-A	S	604654	B8QH 7933-A	S	620878 1	E3TZ 3A222-A
S	565923	E3TZ 4630-A	S	604656	B8TZ 7A063-A	S	620879	E3TZ 3070-A
S	565923	B7A 4621-A	S	604669	B8QH 7931-C	S	621027	E5TZ 1197-A
S	565923 1	E3TZ 4630-A	S	606616	B8QH 7231-C	S	621027	E5TZ 1197-A
S	565923 2	E3TZ 4630-A	S	606628	C3TZ 7231-A	S	621027	E5TZ 1197-A
S	565923 3	E3TZ 4630-A	S	606723	B8QH 7240-B	S	621028	E5TZ 1198-A
S	565976	E0TZ 1225-A	S	606724	B8QH 7241-C	S	621028	E5TZ 1198-A
S	565977	E3TZ 3C123-B	S	606729	C3TZ 7241-A	S	621028	E5TZ 1198-A
S	565978	E1UZ 1225-A	S	606730	C3TZ 7A066-A	S	621032	E1TZ 3C323-A
S	565979	E3TZ 4222-A	S	611981 1X	D5HZ 7050-B	S	621034	E1TA 3B404-AA
S	565979	C1UW 4222-A	S	614-29	C6TZ 4710-E	S	621094	E0TZ 3B403-A
S	565979 1	E3TZ 4222-A	S	614-39	D1HZ 4710-B	S	621094	E0TZ 3B403-A
S	565980	E3TZ 4221-A	S	614633	D7HZ 7B215-A	S	621095	E0TZ 3B403-B
S	565980	C1UW 4221-A	S	614634	B8QH 7288-B	S	621096	E0TZ 3B403-C
S	565980 1	E3TZ 4221-A	S	615-43	D1HZ 4342-B	S	621530	B8QH 7006-D
S	565982	E3TZ 3C123-A	S	615-73	C6TZ 4342-B	S	621537	C1TT 7006-C
S	565986	D5TZ 4621-A	S	615-93	D1HZ 4342-A	S	C 621538	C1TT 7006-C
S	565987	E3TZ 3C123-C	S	616-63	D1HZ 4343-B	S	621554	C4TZ 7006-D
S	565987	E3TZ 3C123-C	S	616-93	C6TZ 4343-B	S	621555	C4TZ 7006-E
S	565997	E3TZ 3A299-A	S	620058 C	D8TZ 3332-A	S	621557	C1TT 7207-A
S	565999	C7AZ 4628-A	S	620062	D8TZ 1175-C	S	621558	B8QH 7223-D
S	566000	C7AZ 4630-A	S	620062	D8TZ 1175-C	S	621563 1X	D1TZ 7006-A
S	566024	B8QH 4621-C	S	620062 B	D8TZ 1175-C	S	621573 1X	D4HZ 7005-E
S	566025	E8TZ 1244-A	S	620063	D8TZ 3123-A	S	621632	B7QH 7203-A
S	566025	E8TZ 1244-A	S	620063 B	D8TZ 3123-A	S	621633	C3TZ 7203-A
S	570-89	C6TZ 4872-A	S	620083 D	D8TZ 3146-A	S	621654	C3TZ 7222-B
S	583158 C1	E0HZ 4323-G	S	620097 B	D8TZ 1A033-A	S	621660	C3TZ 7222-C
S	586-68	E1HZ 4710-B	S	620132 C	D8TZ 3147-A	S	621666	C3TZ 7203-B

July, 1989

COPYRIGHT © 1989 — FORD MOTOR COMPANY — DEARBORN, MICHIGAN

New Issue

**1980/
FORD TRUCK PARTS**

DANA (SPICER) AXLE, TRANSMISSION and RELATED PART NUMBERS

C O D E	VENDOR PART NUMBER	FORD PART NUMBER	C O D E	VENDOR PART NUMBER	FORD PART NUMBER	C O D E	VENDOR PART NUMBER	FORD PART NUMBER
S	621675	B8QH 7222-C	S	632235	D7HZ 7051-B	S	700040 1	D7TZ 3222-A
S	621681	B9T 7222-B	S	632237	D9HZ 7086-A	S	700040 2X	D7TZ 3222-B
S	621922	C1TT 7050-A	S	633515	D7HZ 7017-B	S	700040 3	D7TZ 3222-C
S	621965	B9T 7050-A	S	633518	D7HZ 7017-A	S	700040 4	D8TZ 3222-D
S	621978	C8TZ 7050-F	S	633522	D8HZ 7A619-A	S	700041	D8TZ 4033-C
S	623017	C4TZ 7113-E	S	633523	D7HZ 7017-C	S	700042 1	D8TZ 3222-C
S	623533	C1TT 7017-B	S	633524	D7HZ 7017-D	S	700084	E3TZ 3C075-A
S	623537	C1TT 7017-C	S	633534	E2HZ 7017-D	S	700089	E3TZ 3C075-B
S	623540	C7TZ 7017-C	S	633537 1X	D7HZ 7017-B	S	700092 1	E0TZ 3222-A
S	623541	C7TZ 7017-F	S	633538 1X	D7HZ 7017-E	S	700092 2	E0TZ 3222-B
S	623544	B8QH 7279-B	S	633539 1X	D7HZ 7017-C	S	700094	E0TZ 4204-F
S	623545	B8QH 7411-A	S	633540 1X	D7HZ 7017-D	S	700095	E0TZ 4215-C
S	623567	B8QH 7017-C	S	633541	D7HZ 7411-A	S	700099	E0TZ 4067-C
S	623568	B8QH 7017-D	S	633542	D7HZ 7279-A	S	700100	E0TZ 4067-D
S	623569	B8QH 7017-J	S	633546	E2HZ 7017-E	S	700104	E3TZ 3C075-C
S	623573	C1TT 7017-A	S	633622	D8HZ 7061-C	S	700164	E0TZ 3B402-D
S	623598	C7TZ 7017-G	S	633623	D7HZ 7061-A	S	700168	E0TZ 3B402-E
S	623729	B8QH 7193-A	S	633811	D7HZ 7162-A	S	700169	E0TZ 3B402-F
S	623735	B8QH 7115-B	S	634631	D2TZ 4813-B	S	701000 X	350672-S
S	623814	B8QH 7059-A	S	634651	D7HZ 7106-A	S	701003 X	354846-S2
S	623816	C1TT 7064-J	S	634654	D7HZ 7106-B	S	701049 X	E3TZ 3A067-A
S	623817	370582-S	S	650325	E0TZ 3B403-A	S	701050 X	E3TZ 3B067-A
S	623818	371048-S	S	660029 1G	D7TZ 3219-C	S	701056 X	E0TZ 4558-B
S	623819	371049-S	S	660029 2G	D7TZ 3220-C	S	701062 X	D8TZ 3147-A
S	624382	B7QH 7247-A	S	660048 4	E5TZ 3219-A	S	701088 X	E8TZ 4558-A
S	624632 5	C6TZ 7B215-A	S	660048 5	E5TZ 3220-A	S	701094 X	E3TZ 3B067-A
S	624638	D6HZ 7B215-A	S	660095 D	D8TZ 1104-D	S	701098 X	E9UZ 4K067-A
S	624821	B7QH 7120-A	S	660228	E0TZ 3010-A	S	701361	D4HZ 7233-B
S	626620	C3TZ 7289-A	S	660229	E0TZ 3010-B	S	701363 1X	D4HZ 7233-C
S	626622	C3TZ 7230-A	S	660236	E0TZ 3130-A	S	701521	B9TT 7006-D
S	626625	B8QH 7289-A	S	660237	OETZ 3131-A	S	701536 1X	D2HZ 7006-A
S	626627	B8QH 7230-B	S	660238	E0TZ 3130-B	S	701553	B9TT 7223-A
S	626713	C3TZ 7241-B	S	660239	E0TZ 3131-B	S	701554	C3TZ 7223-A
S	626714	C3TZ 7334-A	S	660240	E0TZ 3130-C	S	701610	D2HZ 7222-B
S	626716	C3TZ 7358-A	S	660241	E0TZ 3131-C	S	701614 4X	D4HZ 7222-B
S	626721	B8QH 7358-A	S	660242 1	E0TZ 3219-A	S	701921	B9TZ 7050-A
S	626722	B8QH 7241-D	S	660243 3	E0TZ 3220-A	S	701934	B9TZ 7050-B
S	626723	B8QH 7334-A	S	660244 1	E0TZ 3219-C	S	701939	D2HZ 7050-A
S	626730	C3TZ 7334-A	S	660245 1	E0TZ 3220-C	S	701942	D2HZ 7085-A
S	626731	B8QH 7334-B	S	660246 1	E0TZ 3219-B	S	701942 1X	D2HZ 7085-A
S	626732	C9TZ 7240-C	S	660247 1	E0TZ 3220-B	S	701966	C1TZ 7176-B
S	626733	C9TZ 7240-D	S	660248	E0TZ 3105-H	S	702031	B9TT 7A064-A
S	627212	C1TT 7B294-A	S	660249	E0TZ 3105-J	S	702032	D2HZ 7A064-A
S	631511 1X	D7HZ 7005-A	S	660250	E0TZ 3105-K	S	702210	B8QH 7135-B
S	631515 1X	D8HZ 7005-B	S	660548 2	E3TZ 3N220-A	S	702216	D4HZ 7195-D
S	631912 1X	D7HZ 7050-A	S	660568	E5TZ 1B198-A	S	703019	C1TT 7111-A
S	631915 1X	D7HZ 7050-B	S	660568	E5TZ 1B198-A	S	703020	C1TT 7113-B
S	631919 1X	E2HZ 7050-C	S	660568	E5TZ 1B198-A	S	703022	B9TT 7111-A
S	631920 1X	D7HZ 7050-A	S	660624	E1TZ 3010-A	S	703025	D2HZ 7113-B
S	631921 1X	D7HZ 7050-B	S	660625	E1TZ 3010-B	S	703028	D4HZ 7113-A
S	631932 2X	D7TZ 7085-A	S	660631	E0TZ 3C323-A	S	703029	D5HZ 7111-B
S	631933 2X	D7HZ 7085-A	S	69-Q-6	B7QH 7207-A	S	703030	D5HZ 7113-B
S	631936 1X	E2HZ 7050-C	S	695-29	C1TT 4523-A	S	703031	D5HZ 7111-A
S	631961	D7HZ 7176-C	S	700014	E3TZ 3C076-B	S	703121	C1TT 7254-A
S	632101	D7HZ 7B220-B	S	700020 1	E5TZ 3222-B	S	703515	B9T 7017-B
S	632231	D7HZ 7181-A	S	700020 2	E5TZ 3222-C	S	703518	D2HZ 7017-B
S	632232	D7HZ 7051-C	S	700022	E5TZ 3105-A	S	703651 X	D1TZ 4880-A
S	632234	D7HZ 7051-A	S	700038	D7TZ 4033-D	S	703716	B9TZ 7106-A

**1980/
FORD TRUCK PARTS**

DANA (SPICER) AXLE, TRANSMISSION and RELATED PART NUMBERS

C O D E	VENDOR PART NUMBER		C O D E	VENDOR PART NUMBER		C O D E	VENDOR PART NUMBER		C O D E	VENDOR PART NUMBER	
	VENDOR PART NUMBER	FORD PART NUMBER		VENDOR PART NUMBER	FORD PART NUMBER		VENDOR PART NUMBER	FORD PART NUMBER		VENDOR PART NUMBER	FORD PART NUMBER
S	703717	B9TT 7A075-A	S	706038 X	D1TZ 4204-F	S	706374 X	C4TZ 4067-B			
S	703718	B9T 7117-B	S	706039 X	D1TZ 4204-E	S	706375 X	C4TZ 4067-F			
S	703719	B9TT 7A076-A	S	706040 X	C3TZ 4204-J	S	706376 X	C4TZ 4067-G			
S	703720	B9TZ 7117-A	S	706041 X	B5D 4205-B	S	706377 X	C6TZ 4067-F			
S	703726	D4HZ 7A075-A	S	706042 X	D0TZ 4215-E	S	706378 X	C4TZ 4067-C			
S	703813	C1TT 7A074-A	S	706043 X	D0TZ 4215-G	S	706381 X	C6TZ 4880-A			
S	703814	B9TT 7A074-A	S	706044 X	C6TZ 4033-H	S	706386 X	C6TZ 4067-G			
S	703816	D2HZ 7178-B	S	706048 1X	C8TZ 4209-AE	S	706396 1X	D3TZ 4209-P			
S	703817	D2HZ 7178-A	S	706048 2X	D3TZ 4209-M	S	706400 X	D4TZ 4205-B			
S	703819	D4HZ 7064-A	S	706048 3X	D3TZ 4209-K	S	706460 X	D0TZ 4215-C			
S	704381	D4HZ 7235-A	S	706048 4X	D3TZ 4209-L	S	706503 4X	C6TZ 3222-K			
S	704631	D4HZ 7B411-A	S	706051 X	D2TZ 4204-E	S	706503 5X	C6TZ 3222-L			
S	704633	D4HZ 7B411-B	S	706052 X	D2TZ 4204-F	S	706527 X	E3TZ 3C076-A			
S	704634	D4HZ 7B411-C	S	706053 X	C7TZ 4204-B	S	706561 X	D6TZ 4033-B			
S	704635	D4HZ 7B411-D	S	706054 X	C6TZ 4204-T	S	706561 X	D6TZ 4033-B			
S	704636	D4HZ 7B411-E	S	706057 X	C4TZ 4215-E	S	706562 X	C6TZ 4033-K			
S	704637	D4HZ 7B411-F	S	706058 X	D2TZ 4215-C	S	706564 X	C4TZ 4215-C			
S	704656	B9TT 7A063-A	S	706059 X	C1TZ 4033-C	S	706565 X	C4TZ 4215-B			
S	704658	B9TT 7A061-A	S	706061 2X	D3TZ 4209-N	S	706566 X	C4TZ 4215-G			
S	704663	C1TT 7B207-A	S	706061 3X	D3TZ 4209-R	S	706573 X	D6TZ 4033-A			
S	704664	C1TT 7A060-A	S	706061 5X	D3HZ 4209-T	S	706600 13X	E3TZ 4209-F			
S	704665	B9TT 7A078-A	S	706068 X	E4TZ 4204-A	S	706600 1X	D8TZ 4209-A			
S	704666	B9TT 7A060-A	S	706077 X	C4TZ 4067-D	S	706600 2X	D8TZ 4209-C			
S	706000 20X	E69Z 4209-A	S	706083 X	C9TZ 4204-D	S	706600 3X	D8TZ 4209-B			
S	706000 21X	E79Z 4209-A	S	706084 X	C9TZ 4204-C	S	706600 7X	D9UZ 4209-E			
S	706000 4X	C6TZ 3222-H	S	706085 X	C4TZ 4215-H	S	706601 X	D8TZ 4215-B			
S	706000 5X	C6TZ 3222-M	S	706086 X	C4TZ 4067-A	S	706602 X	D8TZ 4215-A			
S	706005 X	C6TZ 4204-W	S	706087 X	C6TZ 4067-E	S	706604 X	D8TZ 4067-A			
S	706006 X	C6TZ 4204-X	S	706091 1X	C7TZ 4209-P	S	706605 X	D8TZ 4067-B			
S	706007 X	C6TZ 4204-V	S	706091 2X	C7TZ 4209-R	S	706610	B9TT 7231-B			
S	706008 X	C6TZ 4204-R	S	706091 3X	C7TZ 4209-N	S	706610 X	D8TZ 4204-D			
S	706009 X	C6TZ 4215-C	S	706091 4X	C7TZ 4209-V	S	706612 X	D8TZ 4204-A			
S	706010 X	C6TZ 4215-B	S	706112 X	D1UZ 4033-B	S	706613 1X	D7TZ 4209-A			
S	706017 11X	B5A 4209-F	S	706115 X	C6TZ 4033-J	S	706613 2X	D7TZ 4209-B			
S	706017 13X	C6TZ 3222-N	S	706128 X	C6TZ 4033-L	S	706613 3X	D7TZ 4209-C			
S	706017 14X	C6TZ 3222-P	S	706130 X	D0TZ 4215-F	S	706613 4X	D7TZ 4209-D			
S	706017 15X	C6TZ 3222-R	S	706131 X	D0TZ 4215-D	S	706615 X	D7TZ 4204-A			
S	706017 17X	D4TZ 3222-B	S	706153 X	D4TZ 3146-A	S	706616 X	D7TZ 4215-A			
S	706017 3X	C6TZ 4209-AL	S	706154 X	D3TZ 4033-B	S	706618 X	D7TZ 4067-A			
S	706017 4X	C6TZ 4209-AJ	S	706155 X	D4TZ 3146-B	S	706619	B9TT 7231-A			
S	706017 5X	C6TZ 4209-AK	S	706174 X	C3TZ 4204-K	S	706619 X	D7TZ 4067-B			
S	706017 6X	C7TZ 3222-B	S	706175 X	B9TZ 4204-A	S	706625 X	D8TZ 4204-B			
S	706018 X	D1UZ 4026-H	S	706176 X	C4TZ 4215-J	S	706628	D2HZ 7231-C			
S	706019 X	D1UZ 4026-G	S	706177 X	C4TZ 4215-F	S	706628 X	D7TZ 4026-A			
S	706022 X	D1TZ 4204-H	S	706181 X	D0TZ 4215-B	S	706629	D2HZ 7231-B			
S	706023 X	D1TZ 4204-G	S	706197 X	D2TZ 4204-C	S	706629 X	D7TZ 4204-B			
S	706024 X	C6TZ 4204-Y	S	706198 X	D2TZ 4204-D	S	706630 X	D7TZ 4215-B			
S	706025 X	C6TZ 4204-S	S	706201 X	C7TZ 4215-B	S	706651 X	D7TZ 4033-A			
S	706026 X	D1TZ 4215-A	S	706202 X	D2TZ 4215-B	S	706660 1X	D7TZ 4209-E			
S	706027 X	C4TZ 4215-A	S	706207 X	D4TZ 3132-A	S	706660 2X	D8TZ 4209-E			
S	706033 1X	C6TZ 4209-AM	S	706208 X	C3TZ 4026-B	S	706660 3X	D7TZ 4209-F			
S	706033 2X	C7TZ 4209-T	S	706213 X	C4TZ 4067-E	S	706660 9X	E1UZ 4209-G			
S	706033 3X	C6TZ 4209-AN	S	706230 X	D4TZ 3132-B	S	706661 10X	E1UZ 4209-F			
S	706033 4X	C7TZ 4209-S	S	706324 X	C4TZ 4215-D	S	706661 11X	E4TZ 4209-C			
S	706034 2X	D1TZ 4026-D	S	706351 X	D1TZ 4880-A	S	706661 1X	D8TZ 4209-D			
S	706034 X	D1UZ 4026-E	S	706352 X	D1TZ 4880-B	S	706661 2X	D8TZ 4209-F			
S	706035 2X	D1TZ 4026-C	S	706354 X	B9TZ 4880-B	S	706661 3X	D9UZ 4209-D			
S	706035 X	D1UZ 4026-F	S	706373 X	E4TZ 4067-A	S	706661 4X	D9UZ 4209-A			

**1980/
FORD TRUCK PARTS**

DANA (SPICER) AXLE, TRANSMISSION and RELATED PART NUMBERS

C O D E	VENDOR PART NUMBER		C O D E	VENDOR PART NUMBER		C O D E	VENDOR PART NUMBER		C O D E	VENDOR PART NUMBER				
	VENDOR PART NUMBER	FORD PART NUMBER		VENDOR PART NUMBER	FORD PART NUMBER		VENDOR PART NUMBER	FORD PART NUMBER		VENDOR PART NUMBER	FORD PART NUMBER			
S	706661	5X	D9UZ	4209-B	S	706845	X	E2UZ	4215-B	S	707041	X	E69Z	4215-A
S	706661	6X	D9UZ	4209-C	S	706860	1X	E2UZ	4209-F	S	707043	X	E6TZ	3105-E
S	706661	7X	E0TZ	4209-A	S	706860	2X	E2UZ	4209-G	S	707044	X	E6TZ	3105-F
S	706661	8X	E0TZ	4209-D	S	706860	3X	E3TZ	4209-E	S	707051	X	E6TZ	3105-G
S	706661	9X	E0TZ	4209-C	S	706860	5X	E3TZ	4209-G	S	707053	X	E4TZ	3105-C
S	706666	X	D7TZ	4204-D	S	706863	X	E2UZ	4067-C	S	707059	X	E7TZ	3105-C
S	706667	X	D9UZ	4204-A	S	706881	1X	E3TZ	3222-A	S	707060	1X	E8TZ	4209-A
S	706668	X	D7TZ	4204-C	S	706881	2X	E3TZ	3222-B	S	707060	2X	E8TZ	4209-B
S	706670	X	D7TZ	4215-D	S	706881	3X	E3TZ	3222-C	S	707062	X	E8TZ	4204-A
S	706671	X	D7TZ	4215-C	S	706881	4X	E5TZ	3222-A	S	707063	X	E8TZ	4215-A
S	706673	X	D7TZ	4067-C	S	706886	X	E3TZ	3204-A	S	707067	X	E8TZ	4067-A
S	706674	X	D7TZ	4067-D	S	706888	X	E3TZ	3204-B	S	707068	X	E8TZ	4067-B
S	706675	X	D7TZ	4033-C	S	706889	X	E3TZ	3204-C	S	707070	X	E8TZ	4033-A
S	706677	X	D9UZ	4205-A	S	706890	X	E3TZ	3215-A	S	707074	X	E7UZ	4215-A
S	706678	X	D7TZ	4033-B	S	706891	X	E3TZ	3215-B	S	707075	X	E7UZ	4880-A
S	706696	X	D8TZ	4204-C	S	706892	X	E3TZ	3880-A	S	707076	X	E69Z	4033-B
S	706700	X	D8TZ	4033-B	S	706896	X	E3TZ	3067-A	S	707080	1X	E3TZ	3222-A
S	706710	X	E0TZ	4204-C	S	706897	X	E3TZ	3067-B	S	707080	2X	E3TZ	3222-B
S	706712	X	E0TZ	4204-D	S	706913	X	E3TZ	3067-C	S	707080	3X	E3TZ	3222-C
S	706713	X	E0TZ	4067-A	S	706914	X	E3TZ	3067-D	S	707080	4X	E5TZ	3222-A
S	706714	X	C1TT	7A066-A	S	706916	X	E3TZ	3215-C	S	707082	X	E3TZ	3067-B
S	706714	X	E0TZ	4067-B	S	706917	X	E3TZ	3204-D	S	707083	X	E8UZ	4880-A
S	706715	X	B9TZ	7241-A	S	706919	1X	E3TZ	3222-E	S	707084	X	E8UZ	4215-A
S	706716	X	B9TT	7A066-A	S	706919	2X	E3TZ	3222-F	S	707090	X	E8UZ	4026-A
S	706720	1X	D2HZ	7241-B	S	706920	2X	E3TZ	3222-J	S	707095	X	E9UZ	4215-A
S	706721	1X	D2HZ	7A066-A	S	706920	3X	E3TZ	3222-D	S	707104	X	E8UZ	4033-C
S	706723	X	D4HZ	7358-B	S	706920	5X	E3TZ	3222-K	S	707106	X	E8UZ	4033-B
S	706724	X	D4HZ	7358-C	S	706920	5X	E3TZ	3222-K	S	707108	X	E8UZ	4033-A
S	706732	X	E0TZ	4204-E	S	706920	6X	E3TZ	3222-G	S	707136	X	E9UZ	4204-C
S	706741	X	E0TZ	4026-A	S	706920	9X	E3TZ	3222-H	S	707138	X	E9UZ	4204-E
S	706742	X	E0TZ	4204-A	S	706923	X	E3TZ	3204-E	S	707140	X	E9UZ	4204-A
S	706743	X	E0TZ	4204-B	S	706924	X	E3TZ	3204-F	S	707141	X	E9UZ	4026-A
S	706744	X	E0TZ	4215-A	S	706925	X	E3TZ	3215-D	S	707142	X	E9UZ	4204-D
S	706745	X	E0TZ	4215-B	S	706926	X	E3TZ	3215-E	S	707143	X	E9UZ	4026-B
S	706778	X	E0TZ	4033-A	S	706928	X	E3TZ	3067-E	S	707144	X	E9UZ	4204-F
S	706797	X	E1UZ	4067-A	S	706929	X	E3TZ	3067-F	S	707146	X	E9UZ	4204-B
S	706798	X	E1UZ	4067-B	S	706947	X	E3TZ	3204-G	S	707148	X	E3TZ	3204-F
S	706807	1X	E1UZ	4209-B	S	706964	X	E3TZ	4880-A	S	707149	X	E8TZ	3215-A
S	706807	2X	E1UZ	4209-C	S	706970	X	E4TZ	3105-C	S	707163	X	E9UZ	4026-A
S	706807	3X	E1UZ	4209-D	S	706973	X	E3TZ	3204-H	S	707164	X	E9UZ	4204-D
S	706807	4X	E1UZ	4209-E	S	706975	X	E3TZ	3204-J	S	712410	X	C1TT	7B363-A
S	706808	2X	E1UZ	4209-A	S	706978	X	E4TZ	3105-B	S	712462	X	C1TZ	7155-B
S	706808	3X	E0TZ	4209-E	S	706982	X	E4TZ	3204-A	S	713815	X	C1TT	7064-E
S	706816	X	E0TZ	3B403-G	S	706997	1X	C7TZ	4209-X	S	713818	X	B8QH	7030-C
S	706817	X	E0TZ	3B403-H	S	706997	2X	C7TZ	4209-Y	S	714591	X	B9TT	7235-A
S	706818	X	E0TZ	3B403-J	S	706997	4X	C7TZ	4209-Z	S	714632	X	C7TZ	7A283-B
S	706834	1X	E2UZ	4209-B	S	706998	1X	E3TZ	4209-L	S	723121	X	C1TT	7B041-B
S	706834	2X	E2UZ	4209-C	S	706998	2X	E3UZ	4209-C	S	726611	X	C1TT	7B298-A
S	706834	3X	E2UZ	4209-D	S	706998	3X	E3TZ	4209-M	S	732281	1	C6TZ	7944-A
S	706834	4X	E2UZ	4209-E	S	706998	4X	E3TZ	4209-T	S	732281	2	C6TZ	7944-C
S	706835	2X	E2UZ	4209-A	S	706999	1X	E3TZ	4209-N	S	732281	3	C6TZ	7944-B
S	706835	3X	E3TZ	4209-K	S	706999	2X	E3TZ	4209-P	S	732671	X	C9HZ	7165-A
S	706837	X	E2UZ	4067-A	S	706999	3X	E3UZ	4209-B	S	801366	X	C7TZ	7B365-A
S	706838	X	E2UZ	4067-B	S	706999	4X	E3TZ	4209-R	S	801368	X	C7TZ	7B365-B
S	706841	X	E2UZ	4026-A	S	706999	6X	E3TZ	4209-S	S	801521	X	C1TT	7B329-A
S	706842	X	E2UZ	4204-A	S	706999	8X	D3TZ	4209-S	S	801553	X	C1TT	7223-C
S	706843	X	E2UZ	4204-B	S	707027	X	E5UZ	4204-A	S	801911	X	C1TT	7050-D
S	706844	X	E2UZ	4215-A	S	707029	X	E5TZ	4204-A	S	801926	X	C1TT	7B356-A

**1980/
FORD TRUCK PARTS**

CROSS REFERENCE LIST 109

DANA (SPICER) AXLE, TRANSMISSION and RELATED PART NUMBERS

C O D E	VENDOR PART NUMBER	FORD PART NUMBER	C O D E	VENDOR PART NUMBER	FORD PART NUMBER	C O D E	VENDOR PART NUMBER	FORD PART NUMBER
S	801928	C1TT 7B355-A	S	804634	C1TT 7B411-A	S	823721	DOHZ 7A076-A
S	801939	C7TZ 7050-C	S	804663	C1TT 7144-F	S	823723	DOHZ 7115-E
S	801942	C7TZ 7B356-A	S	805016	C1TT 7B324-A	S	823724	DOHZ 7115-F
S	801944	C7TZ 7B355-A	S	805017	C1TT 7C040-A	S	823811	B7QH 7162-B
S	801946	C7TZ 7B356-B	S	805183	C1TZ 7505-E	S	823812	B7QH 7162-A
S	801948	C7TZ 7050-D	S	805261	C1TT 7B275-A	S	823814	C1TT 7C212-A
S	801961	C1TT 7177-G	S	806615	C7TZ 7231-A	S	824381	C1TT 7247-A
S	801963	C1TT 7144-E	S	806617	C7TZ 7231-B	S	824581	C1TT 7482-D
S	801965	C1TT 7177-F	S	806711	C7TZ 7358-A	S	824582	C1TT 7482-E
S	801966	C1TT 7144-D	S	806712	C7TZ 7358-B	S	824621	C1TT 7B312-A
S	801968	C1TT 7137-F	S	806713	C7TZ 7358-C	S	824634	C9TZ 7052-B
S	802032	C1TT 7B276-A	S	806714	C7TZ 7358-D	S	824651	C1TZ 7106-B
S	802233	C1TT 7181-B	S	806717	C9TZ 7240-F	S	824652	C1TT 7B314-A
S	802234	C1TT 7086-B	S	814861	C1TT 7B403-A	S	824653	C1TT 7B342-A
S	802235	C7TZ 7C155-A	S	815-33	C7TZ 4342-A	S	824655	C9TZ 7106-A
S	802281 1	C1TT 7B316-D	S	816-33	C7TZ 4343-A	S	824661	C1TT 7B310-A
S	802281 2	C1TT 7B316-E	S	821181	D4HZ 7207-B	S	824662	C1TT 7113-H
S	802281 3	C1TT 7B316-F	S	821182	C6TZ 7806-A	S	824668	C1TT 7B341-C
S	802282 1	C1TT 7B316-A	S	821528	C1TT 7006-E	S	F 824669	C7TZ 7100-A
S	802282 2	C1TT 7B316-B	S	821529	C1TT 7006-F	S	826522	D4HZ 7358-F
S	802282 3	C1TT 7B316-C	S	821530	C1TT 7006-M	S	826612	C1TT 7231-K
S	802284 1	C7TZ 7B316-C	S	821531	C1TT 7006-L	S	826616	C9TZ 7231-B
S	802284 2	C7TZ 7B316-B	S	821551	C1TZ 7207-A	S	826621 1X	DOHZ 7231-D
S	802284 3	C7TZ 7B316-A	S	821552	D4HZ 7223-A	S	826622	DOHZ 7231-E
S	802391	C1TT 7B114-A	S	821553	C1TT 7223-B	S	826624	DOHZ 7231-F
S	802675	C1TT 7B325-A	S	821554	C1TT 7B343-A	S	826711	C1TT 7241-D
S	802677	C1TZ 7B325-A	S	821555	DOHZ 7223-A	S	826715	DOHZ 7358-C
S	802678	C9TZ 7B325-A	S	821556	C1TZ 7207-A	S	826716	DOHZ 7358-F
S	803241	C1TT 7B327-A	S	821557	C9TZ 7B343-A	S	826717	DOHZ 7358-G
S	803242	C1TT 7B326-A	S	821611	C1TT 7222-E	S	826722	DOHZ 7358-B
S	803243	C1TT 7B326-B	S	821619	C6TZ 7203-B	S	826723	DOHZ 7358-D
S	803521	C1TT 7A619-A	S	821918	C1TT 7195-G	S	83-391 X	D8HZ 4841-C
S	803541	C1TT 7232-B	S	821961	C1TZ 7176-C	S	83-411 X	D8HZ 4841-A
S	803601	C1TT 7195-D	S	821965	C1TT 7137-C	S	83-451 X	D8HZ 4841-D
S	803603	C1TT 7198-B	S	822111	C1TT 7242-A	S	83-471 X	D8HZ 4841-E
S	803605	C1TT 7198-A	S	822115	C1TT 7242-C	S	832232	C1TT 7051-B
S	803607	C1TT 7195-E	S	822116	DOHZ 7358-E	S	84-351	D8HZ 4865-A
S	803609	C1TT 7195-C	S	822231	C1TT 7B290-B	S	84-551 X	D8HZ 4351-D
S	803623	C1TT 7061-G	S	822232	C1TT 7051-B	S	84-581 X	D8HZ 4351-A
S	803710	C1TZ 7105-C	S	822236	C1TZ 7051-C	S	84-601 X	D8HZ 4351-R
S	803713	C1TT 7B278-A	S	822251	C1TT 7231-D	S	84-621 X	D8HZ 4351-N
S	803720	C7TZ 7B319-A	S	822253	C1TT 7231-M	S	84-861	D8HZ 7089-C
S	803721	C7TZ 7139-A	S	822461	DOHZ 7155-B	S	851515	DOHZ 7005-D
S	803722	C7TZ 7139-B	S	823010	C1TT 7111-F	S	851526	C7TZ 7005-C
S	803723	C7TZ 7B416-A	S	F 823011 1	C7TZ 7113-C	S	851531 2X	DOHZ 7005-E
S	803811	C1TT 7064-K	S	823012	DOHZ 7113-C	S	851533	D2HZ 7005-A
S	803812	C1TT 7064-C	S	823526	DOHZ 7223-B	S	851552	DOHZ 7223-D
S	803813	C1TT 7064-D	S	823541	C1TT 7B313-A	S	851553	DOHZ 7223-C
S	803814	C1TT 7064-B	S	823541 1X	D6HZ 7B313-A	S	851613	C9TZ 7222-L
S	803815	C1TT 7064-L	S	823543 1X	DOHZ 7B313-A	S	851618	DOHZ 7222-H
S	803817	C7TZ 7064-A	S	823545	C1TT 7279-A	S	851620	DOHZ 7222-C
S	804111	C1TT 7B367-A	S	823547 1X	C1TT 7279-B	S	851621	DOHZ 7222-D
S	804118	C7TZ 7D212-A	S	C 823602	C1TT 7B315-A	S	851625 2X	D4HZ 7222-C
S	804119	C7TZ 7B367-A	S	C 823607	C1TT 7B315-B	S	851637	EOHZ 7203-B
S	804206	C7TZ 7B278-A	S	F 823622 1	C7TZ 7061-B	S	851667	C1TZ 7222-B
S	804491	C1TT 7113-G	S	823711	C1TT 7B317-A	S	851961	DOHZ 7144-D
S	804592	C1TT 7B392-A	S	823714	C3TZ 7A197-A	S	851964	DOHZ 7176-C
S	804593	C1TT 7B392-B	S	823717	C1TT 7B317-B	S	851965	DOHZ 7144-F

July, 1989

COPYRIGHT © 1989 — FORD MOTOR COMPANY — DEARBORN, MICHIGAN

New Issue

**1980/
FORD TRUCK PARTS**

DANA (SPICER) AXLE, TRANSMISSION and RELATED PART NUMBERS

C O D E	VENDOR PART NUMBER	FORD PART NUMBER	C O D E	VENDOR PART NUMBER	FORD PART NUMBER	C O D E	VENDOR PART NUMBER	FORD PART NUMBER
S	852236	C7TZ 7051-B	S	971544 1X	E2HZ 7006-A	S	973037	E2HZ 7113-B
S	852237	C7TZ 7181-A	S	971545 1X	E2HZ 7006-B	S	973040	E1HZ 7113-C
S	852281	C7TZ 7944-A	S	971548	D9HZ 7006-A	S	973043	D9HZ 7113-B
S	852282 1	D4HZ 7944-A	S	971551	D3HZ 7223-B	S	973050	D8HZ 7113-B
S	852282 2	D4HZ 7944-B	S	971552	D3HZ 7B353-A	S	973059	E2HZ 7113-C
S	852461	C7TZ 7155-A	S	971553	D3HZ 7223-A	S	973059 1X	E2HZ 7113-C
S	853011	D6HZ 7113-F	S	971555	D3HZ 7207-A	S	973060 1X	E1HZ 7113-D
S	853511	D5HZ 7017-H	S	971557	D4HZ 7207-A	S	973066	E2HZ 7113-D
S	853513	D5HZ 7017-G	S	971559	D6HZ 7223-B	S	973067	E2HZ 7113-E
S	853514	D2HZ 7017-A	S	971612 1X	D4HZ 7B102-A	S	973070 1X	E2HZ 7113-C
S	853516	D6HZ 7017-L	S	971613 51X	D4HZ 7222-G	S	973071 1X	E2HZ 7113-D
S	853602	C7TZ 7085-A	S	971614	D3HZ 7222-A	S	973121	D3HZ 7B041-B
S	C 853603	C7TZ 7085-A	S	971619	D3HZ 7203-A	S	973521	D3HZ 7A619-A
S	853622	C7TZ 7061-B	S	971625	D4HZ 7222-A	S	973528	D8HZ 7017-A
S	853624	D0HZ 7061-D	S	971625 66X	D4HZ 7222-A	S	973530	E1HZ 7017-B
S	853815	D0HZ 7173-B	S	971627	D4HZ 7203-A	S	973541	D4HZ 7411-A
S	853817	D0HZ 7173-C	S	971637 1X	D4HZ 7B102-A	S	973543	D3HZ 7279-B
S	853819	D0HZ 7173-D	S	971646 2X	D6HZ 7B332-A	S	973546	D4HZ 7279-A
S	854111	D0HZ 7B333-A	S	971650	D8HZ 7B102-B	S	973548	E2HZ 7158-A
S	854114	D4HZ 7B333-B	S	971650 1X	D8HZ 7B102-B	S	973554	E2HZ 7017-A
S	854381	D0HZ 7235-B	S	971656 1X	E1HZ 7222-A	S	973605	E1HZ 7L558-A
S	854651	D0HZ 7B342-A	S	971658 1X	E1HZ 7222-C	S	973606	E2HZ 7L558-A
S	854652	D0HZ 7106-A	S	971661 1X	D8HZ 7B102-C	S	973608	E1HZ 7L558-B
S	854655	D0HZ 7B310-B	S	971930 2X	D8HZ 7085-A	S	973628	D3HZ 7061-A
S	854656	D0HZ 7A063-A	S	971930 2X	D8HZ 7085-A	S	973717	E1HZ 7072-B
S	854664	C7TZ 7183-A	S	971932	D8HZ 7195-C			D7HZ 7L007-A
S	854665	C7TZ 7100-A	S	971932 1X	D8HZ 7195-C	S	973811	D3HZ 7030-D
S	854666	D0HZ 7C212-A	S	971932 2X	D8HZ 7195-C	S	973812	D3HZ 7064-D
S	854667	D0HZ 7C212-B	S	971936 1X	E2HZ 7050-A	S	973813	D3HZ 7030-E
S	854831	D0HZ 7309-A	S	971961	D3HZ 7137-A	S	973814	D3HZ 7064-B
S	C 855187	C7TZ 7505-C	S	971963	D3HZ 7177-F	S	973815	D3HZ 7064-C
S	901463 1	C6TZ 3219-A	S	971965	D3HZ 7177-G	S	973816	D3HZ 7064-A
S	901463 2	C6TZ 3220-A	S	971967	D3HZ 7177-C	S	974112	D3HZ 7B367-A
S	901510 1	C6TZ 3219-B	S	972051	E1HZ 7135-A	S	974381	D3HZ 7247-A
S	901510 2	C6TZ 3020-B	S	972101 3	D7HZ 7B220-A	S	974382	D3HZ 7247-B
S	902754 1	C8TZ 3219-A	S	972101 4	E1HZ 7B220-A	S	974383	D4HZ 7033-C
S	902754 2	C8TZ 3220-A	S	972101 5	D3HZ 7B220-A	S	974385 1X	D4HZ 7033-D
S	902811 1	C8TZ 3219-B	S	972101 6	D3HZ 7B220-B	S	974387	E1HZ 7247-A
S	902811 2	C8TZ 3220-B	S	972101 7	D3HZ 7B220-C	S	974631	D3HZ 7A283-A
S	904686 5	D2TZ 3219-A	S	972212	D8HZ 7195-A	S	974632	D3HZ 7052-A
S	904686 6	D2TZ 3220-A	S	972213	E1HZ 7195-B	S	974634	D3HZ 7B339-A
S	904686 7	D1TZ 3220-B	S	972217	D9HZ 7195-B	S	974635	D3HZ 7B411-D
S	904686 9	D1TZ 3219-B	S	972220	E2HZ 7195-A	S	974637	D3HZ 7B411-C
S	907396 1	D3TZ 3219-C	S	972223	D9HZ 7195-C	S	974638	D3HZ 7B411-A
S	907396 2	D3TZ 3220-C	S	972231	D3HZ 7051-A	S	974654	D3HZ 7A061-A
S	909033 1	D6TZ 3219-B	S	972232	D3HZ 7086-B	S	974655	D4HZ 7A061-A
S	909033 2	D6TZ 3220-B	S	972233	D4HZ 7181-C	S	974657	D3HZ 7A061-B
S	910510 1	C6TZ 3219-B	S	972234	D3HZ 7181-C	S	974663	D4HZ 7A061-B
S	910510 2	C6TZ 3220-B	S	972235	D4HZ 7223-D	S	974861	D4HZ 7C430-A
S	97-324 1	E7HZ 7166-A	S	972238	D3HZ 7181-B	S	975018	D4HZ 7B408-A
S	97-324 1	E7HZ 7166-A	S	972285 1	D3HZ 7944-A	S	975183	D8HZ 7505-D
S	97-324 2	E7HZ 7166-B	S	972285 2	D3HZ 7944-B	S	976521 1X	D8HZ 7B009-A
S	97-324 2	E7HZ 7166-B	S	972285 3	D3HZ 7944-C	S	976533	E2HZ 7240-C
S	971361	D3HZ 7233-A	S	973011	D3HZ 7113-A	S	976611	D4HZ 7230-A
S	971522 1X	D8HZ 7006-B	S	973019 1X	D8HZ 7113-A	S	976613 1X	D4HZ 7230-B
S	971523 1X	D8HZ 7006-A	S	973021	D8HZ 7113-B	S	976623	D3HZ 7289-A
S	971530 1X	D8HZ 7005-A	S	973026	E1HZ 7113-D	S	976624	D4HZ 7289-A
S	971536 1X	E1HZ 7006-A	S	973035	E2HZ 7113-A	S	976628 1X	D4HZ 7230-D

**1980/
FORD TRUCK PARTS**

DANA (SPICER) AXLE, TRANSMISSION and RELATED PART NUMBERS

C O D E	VENDOR PART NUMBER	FORD PART NUMBER	C O D E	VENDOR PART NUMBER	FORD PART NUMBER	C O D E	VENDOR PART NUMBER	FORD PART NUMBER	
S	976630	D4HZ 7230-C	S	978164	E1HZ 7B161-A	S	23-4951 X	C5TZ	4841-F
S	976632	D3HZ 7230-B	S	978171	E2HZ 7101-A	S	23-5221 X	C7TZ	4841-A
S	976639 1X	D3HZ 7230-C	S	978172 1X	D9HZ 7100-C	S	23-5821 X	C9TZ	4841-A
S	976639 2X	D3HZ 7230-C	S	978174 1X	D9HZ 7100-B	S	23-5981 X	D9TZ	4841-C
S	976648	D8HZ 7231-A	S	978182	E2HZ 7142-A	S	23-6041 X	D3TZ	4841-C
S	976653	E1HZ 7231-B	S	979618 1X	D4HZ 7564-A	S	23-6591 X	D2UZ	4841-A
S	976655	E1HZ 7230-A	S	982102	D8HZ 7B220-A	S	23-6661 X	D3TZ	4841-D
S	976659	E1HZ 7231-C	S	983811	E1HZ 7064-B	S	23-6681 X	D5TZ	4841-A
S	976661	E1HZ 7230-B	S	983812	D8HZ 7030-A	S	23-7111 X	D5TZ	4841-C
S	976679	E1HZ 7231-D	S	990485	E1HZ 3E714-A	S	23-7481 X	D7TZ	4841-B
S	976687	E2HZ 7230-A	S	990485	E1HZ 3D672-A	S	23-7661 X	D7TZ	4841-C
S	976719	D4HZ 7241-C	S	1-Q-120	C6TZ 7B013-A	S	23-7681 X	D7TZ	4841-D
S	976722	D3HZ 7240-A	S	1-Q-126	C1TT 7B013-B	S	23-7961 X	D9TZ	4841-A
S	976723	D3HZ 7241-A	S	1-Q-128	C1TT 7B013-C	S	23-7981 X	D9TZ	4841-E
S	976724	D3HZ 7240-B	S	1-Q-132	DOHZ 7B013-A	S	23-8021 X	D8TZ	4841-A
S	976725	D3HZ 7334-A	S	112-591	DOHZ 3C672-A	S	23-8041 X	D9TZ	4841-B
S	976734 1X	D4HZ 7240-A	S	114-Q-3	C6TZ 7A315-A	S	23-8251 X	E0WY	4841-A
S	976735	D8HZ 7240-A	S	SKU 1251998	E2HZ 3B676-F	S	23-8481 X	E1TZ	3L387-A
S	976736	D8HZ 7241-B	S	128-C-2	C7TZ 7A615-A	S	23-8641 X	E25Y	4841-A
S	976737	D8HZ 7334-A	S	129-Q-1	C6TZ 7B119-A	S	23-8671 X	E3TZ	4841-A
S	976738 1X	D4HZ 7240-B	S	13-1111 X	C3UZ 4841-A	S	2310071 X	E6TZ	4841-B
S	976739 1X	D4HZ 7241-B	S	1822310	C6TZ 7181-F	S	2310161 X	E6TZ	4841-C
S	976745	D4HZ 7240-C	S	1822311	C6TZ 7181-G	S	2310191 X	E7TZ	4866-A
S	976745 1X	D4HZ 7240-C	S	1822810 1	C6TZ 7029-A	S	2310201 X	E7TZ	4841-A
S	976746 1X	D5HZ 7240-A	S	1822810 2	C6TZ 7029-B	S	2310411 X	E7TZ	4841-C
S	976747 1X	D5HZ 7241-A	S	183-463 1	C1TT 7B303-A	S	24-1181	8D	7089
S	976748 1X	D3HZ 7334-A	S	183-463 6	C7TZ 7B399-C	S	24-1651 X	B5D	4851-A
S	976749	D4HZ 7240-D	S	1836210	C6TZ 7061-C	S	24-1991 X	C1TT	4851-K
S	976749 1X	D4HZ 7240-D	S	1836216	C6TZ 7061-D	S	24-2131 X	B9TT	4851-B
S	976750	D4HZ 7241-D	S	1836218	C6TZ 7061-E	S	24-2181 X	C5TZ	4851-D
S	976750 1X	D4HZ 7241-D	S	1836220	C6TZ 7017-B	S	24-2181 X	B9LL	4851-A
S	976784 1X	D8HZ 7241-B	S	1836222	C6TZ 7061-F	S	24-2281 X	C6TZ	4851-D
S	976785 1X	D8HZ 7334-A	S	1836224	D2TZ 7061-B	S	24-2411 X	B9TZ	7089-F
S	976786 1X	D4HZ 7240-B	S	1836228	C6TZ 7017-C	S	24-2521 X	C1TT	4851-F
S	976787 1X	D4HZ 7241-B	S	1836230	C6TZ 7017-F	S	24-2541 X	C1TT	4851-G
S	976792	E1HZ 7240-A	S	1836232	C8TZ 7061-E	S	24-2561 X	C1TT	7B214-A
S	976793	E1HZ 7241-B	S	1836234	C9TZ 7017-A	S	24-2611 X	B5D	4851-A
S	976794	E1HZ 7358-C	S	1836236	C9TZ 7061-B	S	24-2671	C6TZ	4865-A
S	976795	E1HZ 7334-A	S	1836244	D3TZ 7017-B	S	24-2821 X	8C	4851
S	976796	E1HZ 7240-B	S	1836245	D5TZ 7061-A	S	24-3521 X	C6TZ	7B214-A
S	976797 1X	E1HZ 7241-C	S	1846310	D2TZ 7B215-C	S	24-3581 X	C6TZ	4851-E
S	976798	E1HZ 7358-B	S	1846311	D7TZ 7B215-A	S	24-3601 X	C6TZ	7B214-C
S	976799	E1HZ 7334-B	S	2074-11	C9HZ 4A819-A	S	24-3651 X	C6TZ	4851-G
S	977211	D8HZ 7234-A	S	212-219	C9TZ 4A073-A	S	24-3671 X	C6TZ	4851-F
S	977215	D4HZ 7234-B	S	212-229	C9TZ 4A073-A	S	24-3691 X	C7TZ	7B214-A
S	977216	E1HZ 7234-A	S	216-123	B9T 4820-A	S	24-3781 X	C7TZ	4851-A
S	978111	D8HZ 7142-A	S	216-263	D2TZ 4820-A	S	24-3801 X	D0TZ	4851-B
S	978113	D8HZ 7100-A	S	226-367	C9TZ 4784-A	S	24-3951 X	C8TZ	4851-A
S	978118 1X	D8HZ 7100-B	S	226-407	D9TZ 4784-A	S	24-4001 X	C8UZ	4851-A
S	978122	D6HZ 7144-F	S	226-417	E0WY 4784-A	S	24-4051 X	C9TZ	7B214-A
S	978123	D8HZ 7B340-B	S	23-1421 X	B6C 4841-B	S	24-4061 X	C9TZ	7B214-B
S	978124	D6HZ 7144-G	S	23-1611 X	B6C 4841-A	S	24-4071	D7TZ	4865-A
S	978126	D8HZ 7144-B	S	23-1861 X	B7C 4841-A	S	24-4081 X	C9TZ	4851-A
S	978134	E1HZ 7176-C	S	23-1891 X	B7D 4841-A	S	24-4091 X	C9TZ	4851-B
S	978136	E1HZ 7B340-D	S	23-4071 X	C6TZ 4841-A	S	24-4291 X	D0TZ	4851-A
S	978138	E1HZ 7110-A	S	23-4231 X	B6C 4841-B	S	24-5101	D6TZ	7B214-C
S	978140	E1HZ 7158-C	S	23-4861 X	C8TZ 4841-A	S	24-5271 X	D8TZ	4851-B
S	978163	E2HZ 7100-A	S	23-4871 X	C5TZ 4841-E	S	24-5291 X	D9TZ	4851-B

**1980/
FORD TRUCK PARTS**

DANA (SPICER) AXLE, TRANSMISSION and RELATED PART NUMBERS									
C O D E	VENDOR		C O D E	VENDOR		C O D E	VENDOR		C O D E
	PART NUMBER	FORD PART NUMBER		PART NUMBER	FORD PART NUMBER		PART NUMBER	FORD PART NUMBER	
S	24-5311 X	D8TZ 4851-A	S	43-1241 X	D9HZ 4841-A	S	54-1721	D5HZ 4865-A	
S	24-5671	D9TZ 4865-A	S	43-1431	D9HZ 4841-B	S	54-2081	E3HZ 4851-C	
S	24-5791	E0TZ 4865-A	S	44-3501	D9HZ 7089-G	S	54-3861	C6TZ 4465-B	
S	24-5971 1X	E3TZ 4851-B	S	44-3581 2X	E4HZ 4851-F	S	54-3901	C6TZ 4465-A	
S	25Q1537	E4HZ 7210-K	S	44-3581 X	D9HZ 4851-A	S	54-4451 X	C6TZ 4851-AA	
S	25Q2438	E4HZ 7210-H	S	44-3931	D9HZ 7089-G	S	54-4861	D7HZ 7089-A	
S	25Q2439	E4HZ 7210-J	S	44-3981	D9HZ 7089-B	S	54-4891 X	D8HZ 4465-A	
S	25Q2482	E7HZ 7210-AS	S	44-3991	D9HZ 7089-A	S	54-4901 X	D8HZ 4851-E	
D	274-C-6	C1TT 7628-A	S	44-4041 X	D9HZ 4351-B	S	54-4971	D9HZ 7089-H	
S	28-P-19	B4Q 7288-A	S	44-4071 2X	E4HZ 4851-K	S	54-5111 X	D4HZ 4851-C	
S	283-128 X	D94Y 4782-A	S	44-4071 X	D9HZ 4351-A	S	54-5121 X	D5HZ 4851-D	
S	283-138 X	D9TZ 4782-A	S	44-4141 X	D9HZ 7089-J	S	54-5131 X	D5HZ 4851-C	
S	283-148 X	EOWY 4782-A	S	44-4161	D9HZ 7089-C	S	54-5141 X	D4HZ 4851-A	
S	286-278	D947 4790-A	S	44-4171	D9HZ 7089-D	S	54-5151	D4AZ 7089-E	
S	31-3051	TYAA 7089-B	S	44-4181	D9HZ 7089-E	S	54-5161 X	D4HZ 4851-B	
S	31/2-14 39	O1T 7077	S	44-4191	D9HZ 7089-F	S	54-5301 X	D8HZ 4851-D	
S	312-679 X	C9TZ 7B214-C	S	44-4201	D9HZ 7089-L	S	54-5411 X	E3HZ 4351-C	
S	316-103	C1TT 4343-B	S	44-4211	D9HZ 4865-A	S	54-5461	D8HZ 4465-C	
S	325-S-P	C1TT 7A654-A	S	44-4281 2X	E4HZ 4851-J	S	54-5471 X	D8HZ 4851-G	
S	33-1481 X	C8TZ 4841-C	S	44-4281 X	E0HZ 4851-C	S	54-5491 X	E1HZ 4351-G	
S	33-1501 X	D3TZ 4841-F	S	44-4351 2X	E4HZ 4851-E	S	54-5501	D8HZ 4465-E	
S	33-1606 X	C1TT 4841-F	S	X 44-4571 X	E3HZ 4351-A	S	54-5511 X	D8HZ 4851-B	
S	33-1641 X	D1TZ 4841-A	S	4619221	C7TZ 7137-B	S	54-5591	D9HZ 7089-M	
S	33-1701 X	C8TZ 4841-B	S	4619611	B7QH 7176-A	S	54-5651	D7HZ 7089-B	
S	33-2041 X	D4HZ 4841-D	S	4619612	B7QH 7144-A	S	54-5671	D9HZ 7089-K	
S	33-2491 X	D3TZ 4841-G	S	4619613	B7QH 7137-A	S	54-5691	D9HZ 7089-N	
S	33-2551 X	D5TZ 4841-B	S	4619617	B7QH 7137-B	S	54-5711	D8HZ 7089-E	
S	33-2701 X	D7TZ 4841-E	S	4619618	B7QH 7144-B	S	54-5791 X	E0HZ 7089-A	
S	34-3091	C1TT 4865-B	S	4619621	C7TZ 7137-A	S	54-5861 X	E0HZ 4851-D	
S	34-3751	C0TZ 7089-A	S	4619631	B8QH 7144-E	S	54-5971 X	E2HZ 4851-A	
S	34-5731 X	D4TZ 4851-A	S	4619638	B9TT 7112-A	S	54-6071	E1HZ 7089-D	
S	34-5791 2X	E4HZ 4851-D	S	4619640	B9TT 7112-B	S	54-6251	E1HZ 4465-A	
S	34-5791 X	C1TT 4851-J	S	4619646	C7TZ 7112-A	S	54-6291 X	E1HZ 4851-E	
S	34-5871	D5TZ 4851-A	S	4635105	D5HZ 7017-A	S	54-6351	E2HZ 4465-A	
S	34-5881 2X	E4HZ 4851-B	S	4635106	B9TT 7017-A	S	54-6381 X	E3HZ 4351-B	
S	34-6051 2X	E4HZ 4851-C	S	4635107	B9TT 7017-D	S	X 54-6431 X	E3HZ 4351-E	
S	34-6241 Y	D1TZ 7B214-A	S	4635108	B9TT 7017-C	S	54-Q-13	B7QH 7220-A	
S	34-6431	D1TZ 7089-B	S	4636218	C9TZ 7061-C	S	5515514	B4Q 7223-A	
S	34-6561	D4TZ 4865-A	S	4636221	D2TZ 7061-D	S	5519633	B8QH 7137-B	
S	34-6671 X	D5TZ 4851-B	S	4651011	D0HZ 7510-A	S	5522317	B8QH 7181-A	
S	34-6901	E0HZ 4865-A	S	4651822	D1TZ 7505-A	S	5522321	B4Q 7051-A	
S	34-7121 X	D3TZ 7089-A	S	47-16-5	E4HZ 7203-B	S	5522322	B4Q 7181-A	
S	34-7161	D3TZ 7089-D	S	47-37-7	E4HZ 7115-B	S	5536221	B4Q 7061-A	
S	34-8251 2X	E4HZ 4851-H	S	48-Q-52	C6TZ 7241-B	S	5536223	B9T 7061-B	
S	34-8251 X	E0HZ 4851-B	S	49-47-3	E7HZ 7B368-A	S	5538111	B4Q 7160-A	
S	34-8421 2X	E4HZ 4851-G	S	5-44741	E4HZ 7089-N	S	5546512	B4Q 7933-A	
S	34-8421 X	E0HZ 4851-A	S	5-46531	E4HZ 7089-M	S	5546513	B4TZ 7A063-A	
S	34-8461 2X	E4HZ 4851-A	S	53-2141 X	C6TZ 4841-P	S	5546614	B4Q 7931-A	
S	386-139	C1TT 4706-A	S	53-2221 X	C7TZ 4841-E	S	56-Q-22	C7TZ 7227-A	
S	39-Q-15	C1TT 7213-B	S	53-2261 X	D4HZ 4841-E	S	56-Q-25	B7QH 7227-A	
S	40-15-6 2X	E5HZ 7005-A	S	53-2631 X	D8HZ 4841-F	S	56-Q-28	B4Q 7227-A	
S	40-17-3	E5HZ 7203-A	S	53-2651	E1HZ 4841-E	S	56-Q-33	C1TT 7227-A	
S	40-22-3	E5HZ 7195-A	S	53-35-2 1X	E3HZ 7017-A	S	59-66-1 1X	D6HZ 7231-B	
S	40-8-11	E4HZ 7158-B	S	53-35-9 1X	E3HZ 7017-B	S	6.33-21 X	D9HZ 4841-D	
S	40-8-11	E4HZ 7158-B	S	53-8-24	E5HZ 7103-A	S	6.33-41 X	E2HZ 4841-A	
S	41-3611	B7Q 7089-A	S	53-8-26	E5HZ 7196-A	S	6.34-11	E2HZ 7089-A	
S	41-3721	B9T 7089-A	S	53-8-28	E5HZ 7196-B	S	6.34-21	D9HZ 7089-P	
S	416-143	D9HZ 4343-A	S	53-Q-15	B7QH 7240-A	S	6.34-31	E2HZ 7089-C	

**1980/
FORD TRUCK PARTS**

CROSS REFERENCE LIST 113

DANA (SPICER) AXLE, TRANSMISSION and RELATED PART NUMBERS

C O D E	VENDOR PART NUMBER		FORD PART NUMBER		C O D E	VENDOR PART NUMBER		FORD PART NUMBER		C O D E	VENDOR PART NUMBER		FORD PART NUMBER	
S	6.34-41	E2HZ	7089-B	S	6238112	B8QH	7030-F	S	7019625	C9TZ	7144-A			
S	6.34-51	E1HZ	7089-B	S	6246314	D5HZ	7B215-A	S	7019626	D6HZ	7144-D			
S	6.34-91	E2HZ	7089-D	S	6246614	B8QH	7183-C	S	7019627	D6HZ	7144-C			
S	6015134	B8QH	7006-C	S	6251827 1X	C7TZ	7505-A	S	7019628	DOHZ	7144-C			
S	6015153	C3TZ	7006-D	S	6251829 1X	E2HZ	7505-B	S	7019629	C9TZ	7176-A			
S	6015520	B8QH	7223-C	S	6251830 1X	C9TZ	7505-B	S	7019630	D2HZ	7101-A			
S	6019620	B8QH	7101-C	S	6251835	D4HZ	7505-A	S	7022314	B9TZ	7051-A			
S	6019621	B8QH	7101-D	S	63-1481 X	DOHZ	4841-A	S	7022316	B9TT	7181-A			
S	6019625	C3TZ	7114-A	S	63-2401 X	C7TZ	4841-D	S	7022321	B9TZ	7051-B			
S	6019626	C3TZ	7144-A	S	63-2471 X	C8HZ	4841-D	S	7022323	B8QH	7051-D			
S	6020316	C1TT	7B416-A	S	63-2551 X	D1HZ	4841-C	S	7022328	B9TT	7181-A			
S	6022322	B8QH	7051-B	S	63-2571 X	D8HZ	4841-B	S	7022329	D2HZ	7051-A			
S	6022325	C3TZ	7051-A	S	63-2611 X	D1HZ	4841-B	S	7036214	B9TT	7061-E			
S	6022329	D6HZ	7051-A	S	63-2651	C6TZ	4841-N	S	7036216	C1TT	7061-B			
S	6022330	D6HZ	7181-A	S	63-2671 X	C6TZ	4841-M	S	8019614	C7TZ	7144-B			
S	6022810	B4Q	7944-A	S	63-2691 X	D2HZ	4841-B	S	8019615	C7TZ	7137-D			
S	6022811	B4Q	7944-B	S	63-2741 X	D1HZ	4841-D	S	8036017	C7TZ	7032-A			
S	6022812	B4Q	7944-C	S	63-47-1	E7HZ	7R482-B	S	8038111	C9TZ	7E275-A			
S	6022813 1	C3TZ	7944-D	S	63-8-24	E7HZ	7103-C	S	8046317	C1TT	7C039-A			
S	6022813 2	C3TZ	7944-B	S	63-8-25	E7HZ	7103-D	S	8046323	C7TZ	7B399-B			
S	6022813 3	C3TZ	7944-C	S	6319614	D7HZ	7176-A	S	8046332	C7TZ	7B411-A			
S	6036213	B8QH	7061-C	S	6319616	D7HZ	7176-B	S	8046333	C7TZ	7A283-A			
S	6036222	C3TZ	7061-B	S	64-1981	C6TZ	4865-B	S	8046336	C7TZ	7B399-A			
S	6046512	C3TZ	7A063-A	S	64-2481	C7TZ	7089-D	S	8046337	C7TZ	7B411-B			
S	6046514	C3TZ	7A061-A	S	64-3031	C6TZ	7089-N	S	8046338	C7TZ	7288-B			
S	6046610	B8QH	7931-B	S	64-3041 X	E1HZ	7089-H	S	8046618	C7TZ	7113-D			
S	6046613	C3TZ	7A060-A	S	64-3611	C6TZ	7089-G	S	8046619	C7TZ	7137-E			
S	6119652	B8QH	7144-D	S	64-3821	C6TZ	7089-F	S	8050110	C2TZ	7C040-A			
S	616-123	D1HZ	4343-A	S	64-3831	C6TZ	7089-E	S	8051016	C7TZ	7510-B			
S	6216118	C9TZ	7222-J	S	64-3871	C6TZ	7089-H	S	8051020	C7TZ	7510-A			
S	6216120	C9TZ	7222-K	S	64-3891	C6TZ	7089-P	S	8215516	C1TZ	7207-A			
S	6216124	DOHZ	7203-C	S	64-3901	C6TZ	7089-S	S	8219617	C1TT	7112-E			
S	C 6216125	DOHZ	7203-C	S	64-4481 X	D8HZ	4851-C	S	8219618	C1TT	7137-G			
S	6219614	C1TZ	7176-A	S	64-4591	D8HZ	4465-F	S	8219620	C1TZ	7176-D			
S	6219615	C1TT	7112-B	S	64-4731 X	C6TZ	4351-A	S	F 8219621	C7TZ	7176-C			
S	6219625	B8QH	7144-C	S	64-4751 X	D8HZ	4351-C	S	8219622	C1TT	7144-G			
S	6219629	B8QH	7144-B	S	64-4881	C6TZ	7089-R	S	F 8219628	C7TZ	7137-C			
S	6219630	B8QH	7176-B	S	64-4911 X	D8HZ	4465-B	S	8219633	C3TZ	7137-A			
S	6219631	B8QH	7137-C	S	64-5061 X	D8HZ	4351-K	S	8219634	C3TZ	7176-A			
S	6219641	B8QH	7176-C	S	64-5101 X	D8HZ	4351-L	S	F 8219637	C7TZ	7144-A			
S	6219652	B8QH	7144-D	S	64-5111 X	D8HZ	4851-F	S	8219646	C7TZ	7137-C			
S	6219654	C1TT	7137-A	S	64-5341	D8HZ	7089-D	S	8219648	C1TZ	7144-B			
S	6219655	C1TT	7112-A	S	64-5461 X	D8HZ	4351-F	S	8235411	C1TT	7279-C			
S	6219657	C1TZ	7176-H	S	64-5481 X	D8HZ	4851-A	S	8235411 1X	C1TT	7279-C			
S	6222312	D4HZ	7086-A	S	64-5501	D8HZ	4465-D	S	8235414	C1TT	7B313-C			
S	6222313	B8TZ	7051-A	S	64-5511 X	D8HZ	4851-H	S	8235414 1X	C1TT	7B313-C			
S	6222315	C2TZ	7181-A	S	64-5591	D8HZ	7089-B	S	8236011	DOHZ	7085-D			
S	6222317	B9TT	7051-A	S	64-6021 X	E2HZ	4851-B	S	8236210	C1TT	7061-D			
		D4HZ	7051-A	S	64-6321	E1HZ	4465-B	S	8236211	C1TT	7061-H			
S	6235104	C8TZ	7017-K	S	64-6381 X	E1HZ	4851-F	S	8254834	C1TZ	7505-C			
S	6235106	C8TZ	7017-J	S	64-6391 X	E3HZ	4851-A	S	8519611	DOHZ	7176-B			
S	6235117	D5HZ	7017-C	S	64-6411 X	E1HZ	4351-C	S	8538110	DOHZ	7173-E			
S	6235118	D5HZ	7017-D	S	64-6451	E2HZ	4465-B	S	8546610	DOHZ	7100-G			
S	6235119	D5HZ	7017-F	S	7019610	B9TT	7144-A	S	8546611	DOHZ	7B310-A			
S	6235122	D5HZ	7017-E	S	7019611	C1TT	7B282-A	S	8546612	DOHZ	7B310-B			
S	6235123	D5HZ	7017-B	S	7019617	B9TT	7114-A	S	8551837	D4HZ	7505-B			
S	6236220	B8QH	7061-D	S	7019619	C3TZ	7B282-A	S	8551838 1X	C7TZ	7505-C			
S	6236227	C9TZ	7061-D	S	7019620	C3TZ	7176-B			D2HZ	7505-A			

July, 1989

COPYRIGHT © 1989 — FORD MOTOR COMPANY — DEARBORN, MICHIGAN

New Issue

**1980/
FORD TRUCK PARTS**

DANA (SPICER) AXLE, TRANSMISSION and RELATED PART NUMBERS

C O D E	DANA (SPICER) AXLE, TRANSMISSION and RELATED PART NUMBERS		C O D E	DANA (SPICER) AXLE, TRANSMISSION and RELATED PART NUMBERS		C O D E	DANA (SPICER) AXLE, TRANSMISSION and RELATED PART NUMBERS	
	VENDOR PART NUMBER	FORD PART NUMBER		VENDOR PART NUMBER	FORD PART NUMBER		VENDOR PART NUMBER	FORD PART NUMBER
S	97-12-2	E7HZ 7233-A	S	9746524	E1HZ 7A061-A	S	40-463-4 1X	E4HZ 7B215-C
S	97-12-4	E7HZ 7233-B	S	9746527	E2HZ 7A061-A	S	49-324-1	E4HZ 7721-A
S	97-12-5	F0HZ 7233-A	S	9746533	E1HZ 7A061-B	S	49-360-3 1X	E7HZ 7B332-B
S	97-36-1	F0HZ 7158-B	S	9750111	D3HZ 7B408-A	S	49-486-3	E7HZ 7C430-A
S	9715510	D8HZ 7B353-A	S	9750113	D3HZ 7B408-B	S	49-518-4 2X	E7HZ 7505-G
S	9715511	E2HZ 7223-A	S	9750121 1X	E2HZ 7B408-A	S	49-Q-100	B4Q 7969-A
S	9715512	E2HZ 7207-A	S	9751815 1X	E0HZ 7505-A	S	49-Q-101	B4Q 7959-A
S	9715513	D4HZ 7207-A	S	9751816	D4HZ 7505-E	S	49-Q-137	D0HZ 7959-A
S	9719617	D8HZ 7176-A	S	9751816 1X	D4HZ 7505-E	S	49-Q-138	D0HZ 7969-A
S	9719619	D8HZ 7137-A	S	9751818	D3HZ 7505-A	S	5-4-4841 X	E2HZ 7089-E
S	9719625	D4HZ 7B161-B	S	9751828	D8HZ 7505-C	S	5-4-4841 X	E2HZ 7089-E
S	9719627	D4HZ 7144-C	S	9751845	E1HZ 7505-A	S	5-4-6481 1	E7HZ 7089-T
S	9719629	D4HZ 7137-A	S	9751845 1X	E1HZ 7505-A	S	5-4-6481 1	E7HZ 7089-T
S	9719630	D4HZ 7137-B	S	9751846	E1HZ 7505-B	S	5-4-7041 1	E7HZ 7089-X
S	9719646	D8HZ 7177-D	S	9751846 1X	E1HZ 7505-B	S	53-19-22 1X	E7HZ 7085-F
S	9719675	D3HZ 7177-C	S	9751854 1X	E1HZ 7505-E	S	53-19-22 1X	E7HZ 7085-F
S	9719679	D8HZ 7B161-B	S	9767125	E2HZ 7240-A	S	53-35-10 1X	E3HZ 7017-C
S	9719681	D8HZ 7177-B	S	9767126 1X	D5HZ 7241-A	S	53-35-11 1X	D6HZ 7017-M
S	9719685	D8HZ 7144-A	S	9767127 1X	D3HZ 7334-A	S	53-35-13 1X	E3HZ 7017-D
S	9719692	E1HZ 7114-A	S	9767190	E2HZ 7240-B	S	53-35-19 1X	E3HZ 7017-E
S	9719695	E1HZ 7112-C	S	070HH114	E0HZ 4676-B	S	53-35-20 1X	E3HZ 7017-F
S	9722317	D3HZ 7181-A	S	070HH139	E6HZ 4676-D	S	53-35-21 1X	D6HZ 7017-N
S	9722319	D8HZ 7181-A	S	070HH167	E4HZ 4B147-A	S	53-354-1	D6HZ 7411-B
S	9722322	E1HZ 7181-B	S	105-C-68	C7TZ 7515-A	S	53-452-6	E7HZ 17385-G
S	9722323	E2HZ 7181-A	S	113-C-52	C7TZ 7563-D	S	53-452-6	E7HZ 17385-G
S	9722324	D9HZ 7181-A	S	128-C-20	C1TT 7A615-A	S	59-466-3	E5HZ 7183-A
S	9722325	E2HZ 7181-B	S	129-C-25	C7TZ 7511-A	S	59-482-1 1X	D6HZ 7145-C
S	9735411	D3HZ 7411-A	S	139-Q-58	C6TZ 7222-C	S	59-482-1 1X	D6HZ 7145-C
S	9735421 1X	E1HZ 7411-A	S	144-Q-82	C6TZ 7B277-A	S	6-4-3831 1	E7HZ 7089-W
S	9735421 2X	E1HZ 7411-A	S	25-Q2391	E4HZ 7210-A	S	6-4-7691 1	F0HZ 7089-B
S	9736215	D3HZ 7061-B	S	25-Q2392	E4HZ 7210-B	S	6.34-181 X	E1HZ 4351-A
S	9736216 1X	D4HZ 7061-D	S	25-Q2393	E4HZ 7210-C	S	6.34-201 X	E1HZ 4851-B
S	9736222 1X	D3HZ 7061-C	S	25-Q2394	E4HZ 7210-D	S	6.34-211 X	E2HZ 4351-D
S	9736226	D8HZ 7061-A	S	25-Q2398	E4HZ 7210-E	S	6.34-221 X	E1HZ 4851-C
S	9736229	D8HZ 7061-B	S	25Q-1537	E4HZ 7210-K	S	6.34-241 X	E1HZ 4351-B
S	9736236	E1HZ 7061-D	S	25Q-2438	E4HZ 7210-H	S	6.34-251 X	D9HZ 4851-B
S	9736245	E2HZ 7061-A	S	25Q-2439	E4HZ 7210-J	S	6.34-331 X	E2HZ 4351-A
S	9736247	E2HZ 7061-B	S	25Q-2445	E5HZ 7210-A	S	6.34-381	E1HZ 7089-A
S	9736252	E2HZ 7061-C	S	25Q-2481	E7HZ 7210-A	S	6.34-541 X	E3HZ 4351-F
S	9738113	D4HZ 7064-B	S	282-1541	E3TZ 4841-B	S	6.34-551	E1HZ 7089-C
S	9738126	D8HZ 7064-C	S	290-C-29	C7TZ 7A619-A	S	6.34-571 X	E1HZ 4851-D
S	9738129	D8HZ 7064-B	S	290-C-41	C1TT 7A619-C	S	6.386-18	D9HZ 4710-B
S	9738130	D8HZ 7064-A	S	290-C-52	C1TT 7A619-A	S	63-19-38 2X	E7HZ 7085-G
S	9738132	E2HZ 7030-A	S	3-489312	E4HZ 7089-F	S	63-19-38 2X	E7HZ 7085-G
S	9738134	E1HZ 7064-A	S	327-2248 X	C1TZ 4A041-AS	S	63-19-38 2X	E7HZ 7085-G
S	9738135	E2HZ 7064-A	S	4-445012 X	E4HZ 7089-P	S	63-228-2 1	E7HZ 7L161-B
S	9741119	E2HZ 7B367-A	S	4-446112	E4HZ 7089-G	S	63-362-6	E7HZ 7061-H
S	9743816	E1HZ 7247-A	S	4-447712	E4HZ 7089-H	S	63-4-901 X	E9HZ 7089-A
S	9746310	D3HZ 7048-A	S	4-447812	E4HZ 7089-E	S	63-4-901 X	E9HZ 7089-A
S	9746311	D3HZ 7288-A	S	40-19-33 2X	E4HZ 7085-A	S	63-452-3	E8HZ 17285-A
S	9746326	D4HZ 7A283-A	S	40-19-36 1X	E4HZ 7085-A	S	85-438-1	D0HZ 7235-B
N	9746332	D9HZ 7A283-A	S	40-19-39 1X	E7HZ 7085-M	S	97-15-56 1X	E7HZ 7006-A
S	9746333	E3HZ 7918-A	S	40-19-40 1X	E4HZ 7050-E	S	97-15-58 1X	E6HZ 7006-A
S	9746511	D3HZ 7A061-C	S	40-196-7	E4HZ 7112-B	S	97-15-58 5X	E2HZ 7006-B
S	9746513	D3HZ 7A061-D	S	40-35-11 1X	E4HZ 7017-A	S	97-15-61 1X	E6HZ 7006-B
S	9746520	D8HZ 7A061-A	S	40-35-12 1X	E4HZ 7017-B	S	97-16-68 1X	E6HZ 7222-D
S	9746521	D6HZ 7A061-B	S	40-35-15 1X	E4HZ 7017-C	S	97-16-69 1X	E6HZ 7222-E
S	9746523	D6HZ 7A061-A	S	40-381-6	E5HZ 7R141-A	S	97-16-82 1X	E7HZ 7222-D

**1980/
FORD TRUCK PARTS**

DANA (SPICER) AXLE, TRANSMISSION and RELATED PART NUMBERS

C O D E	VENDOR PART NUMBER		FORD PART NUMBER		C O D E	VENDOR PART NUMBER		FORD PART NUMBER		C O D E	VENDOR PART NUMBER		FORD PART NUMBER	
S	97-16-83 1X	E7HZ	7222-E	S	GGACA109 22X	E3HZ	4200-A	S	GGAHS104 8	E0HZ	4670-T			
S	97-16-90 3X	E6HZ	7222-F	S	GGACA109 2X	E3HZ	4200-D	S	GGAHS104 9	E0HZ	4670-N			
S	97-16-99 1X	F0HZ	7222-A	S	GGACA109 3X	E3HZ	4200-E	S	GGAKD100 X	E0HZ	4237-A			
S	97-19-46 1X	E7HZ	7085-L	S	GGACA109 4X	E3HZ	4200-F	S	GGAKE100 X	E0HZ	4A105-A			
S	97-19-51 1X	E6HZ	7085-D	S	GGACA109 5X	E3HZ	4200-G	S	GGAKF100 X	E0HZ	4204-A			
S	97-19-52 1X	E7HZ	7050-D	S	GGACA109 6X	E3HZ	4200-H	S	GGAKF102 X	E4HZ	4204-A			
S	97-19-53 1X	F0HZ	7195-A	S	GGACA109 7X	E3HZ	4200-J	S	GGAKG100 X	E0HZ	4209-A			
S	97-30-74	E7HZ	7113-G	S	GGACA109 8X	E3HZ	4200-K	S	GGAKG101 X	E0HZ	4209-B			
S	97-30-75	E7HZ	7113-F	S	GGACA109 9X	E3HZ	4200-L	S	GGAKG102 X	E0HZ	4209-C			
S	97-324-1 1X	E7HZ	7166-A	S	GGACA116 10X	E4HZ	4200-AL	S	GGAKG103 X	E0HZ	4209-D			
S	97-324-2 1X	E7HZ	7166-B	S	GGACA116 11X	E4HZ	4200-AM	S	GGAKG104 X	E3HZ	4209-A			
S	97-324-2 1X	E7HZ	7166-B	S	GGACA116 13X	E4HZ	4200-AN	S	GGAKH100 X	E0HZ	4010-A			
S	97-35-82	E7HZ	7017-G	S	GGACA116 14X	E4HZ	4200-AP	S	GGAKH101 X	E3HZ	4010-A			
S	97-35-84	E7HZ	7158-E	S	GGACA116 15X	E4HZ	4200-AR	S	GGAKH109 X	E4HZ	4010-H			
S	97-360-9	F0HZ	7E274-A	S	GGACA116 1X	E4HZ	4200-AB	S	GGAKJ100 X	E0HZ	4127-A			
S	97-37-33	F0HZ	7L007-A	S	GGACA116 21X	E4HZ	4200-AA	S	GGAKL100 X	E0HZ	4141-A			
S	97-420-4		N/S	S	GGACA116 22X	E4HZ	4200-Z	S	GGAKL102 X	E3HZ	4141-A			
S	97-468-2	E7HZ	7716-A	S	GGACA116 2X	E4HZ	4200-AC	S	GGAKP102 X	E0HZ	4204-G			
S	97-65-28	E6HZ	7240-B	S	GGACA116 3X	E4HZ	4200-AD	S	GGAKT100 X	E0HZ	4045-A			
S	97-72-23	E5HZ	7234-A	S	GGACA116 4X	E4HZ	4200-AE	S	GGASR100 1	E0HZ	4234-A			
S	97-72-26	E7HZ	7234-D	S	GGACA116 5X	E4HZ	4200-AF	S	GGASR103 1	E3HZ	4234-A			
S	97-72-28	E7HZ	7234-E	S	GGACA116 6X	E4HZ	4200-AG	S	GGASS100	E0HZ	4029-A			
S	97-72-29	E6HZ	7234-B	S	GGACA116 7X	E4HZ	4200-AH	S	GGASV102 X	E3HZ	4045-A			
S	97-72-32	F0HZ	7234-B	S	GGACA116 8X	E4HZ	4200-AJ	S	MJACA100 10X	E1HZ	4200-BF			
S	97-72-33	F0HZ	7234-A	S	GGACA116 9X	E4HZ	4200-AK	S	MJACA100 11X	E1HZ	4200-BG			
S	97-8-221	E6HZ	7100-B	S	GGAGH100	E0HZ	4040-A	S	MJACA100 12X	E1HZ	4200-BH			
S	97-8-232	F0HZ	7B161-A	S	GGAGH102	E0HZ	4N301-A	S	MJACA100 13X	E1HZ	4200-BJ			
S	97-8-234	F0HZ	7158-A	S	GGAGS100	E0HZ	4055-A	S	MJACA100 14X	E1HZ	4200-BK			
S	97-8-235	F0HZ	7110-A	S	GGAGU100	E0HZ	4229-A	S	MJACA100 15X	E1HZ	4200-BL			
S	97-96-23		IMPROV	S	GGAGU101	E4HZ	4229-A	S	MJACA100 16X	E1HZ	4200-BM			
S	97196109	E1HZ	7B161-B	S	GGAHD100	7EQH	4625	S	MJACA100 17X	E1HZ	4200-BN			
S	97196110	E1HZ	7144-B	S	GGAHD100 1	E0HZ	4625-A	S	MJACA100 1X	E0HZ	4200-T			
S	98-463-1	F0HZ	7052-A	S	GGAHM101 1	E0HZ	4216-A	S	MJACA100 2X	E0HZ	4200-V			
S	GGACA100 10X	E0HZ	4200-K	S	GGAHR100	E0HZ	4067-B	S	MJACA100 3X	E0HZ	4200-W			
S	GGACA100 11X	E0HZ	4200-L	S	GGAHR101	E0HZ	4067-A	S	MJACA100 4X	E0HZ	4200-X			
S	GGACA100 12X	E0HZ	4200-M	S	GGAHS100	E0HZ	4A007-A	S	MJACA100 6X	E1HZ	4200-BC			
S	GGACA100 13X	E0HZ	4200-N	S	GGAHS101	E0HZ	4228-A	S	MJACA100 7X	E1HZ	4200-BB			
S	GGACA100 14X	E0HZ	4200-P	S	GGAHS102	E0HZ	4147-A	S	MJACA100 8X	E1HZ	4200-BD			
S	GGACA100 15X	E0HZ	4200-R	S	GGAHS104 052	E0HZ	4670-N	S	MJACA100 9X	E1HZ	4200-BE			
S	GGACA100 16X	E0HZ	4200-S	S	GGAHS104 055	E0HZ	4670-P	S	MJACA104 11X	E6HZ	4200-AV			
S	GGACA100 1X	E0HZ	4200-A	S	GGAHS104 058	E0HZ	4670-R	S	MJACA104 18X	E6HZ	4200-AH			
S	GGACA100 2X	E0HZ	4200-B	S	GGAHS104 061	E0HZ	4670-A	S	MJACA104 24X	E4HZ	4200-BE			
S	GGACA100 3X	E0HZ	4200-C	S	GGAHS104 064	E0HZ	4670-B	S	MJACA104 25X	E4HZ	4200-BD			
S	GGACA100 4X	E0HZ	4200-D	S	GGAHS104 067	E0HZ	4670-C	S	MJACA104 26X	E4HZ	4200-BC			
S	GGACA100 5X	E0HZ	4200-E	S	GGAHS104 070	E0HZ	4670-D	S	MJACA104 33X	E6HZ	4200-AE			
S	GGACA100 6X	E0HZ	4200-F	S	GGAHS104 073	E0HZ	4670-E	S	MJACA104 36X	E6HZ	4200-AM			
S	GGACA100 7X	E0HZ	4200-G	S	GGAHS104 076	E0HZ	4670-F	S	MJACA104 38X	E6HZ	4200-AF			
S	GGACA100 8X	E0HZ	4200-H	S	GGAHS104 079	E0HZ	4670-S	S	MJACA104 39X	E6HZ	4200-AJ			
S	GGACA100 9X	E0HZ	4200-J	S	GGAHS104 082	E0HZ	4670-T	S	MJACA104 40X	E6HZ	4200-AN			
S	GGACA109 10X	E3HZ	4200-M	S	GGAHS104 1	E0HZ	4670-A	S	MJACA104 41X	E6HZ	4200-AS			
S	GGACA109 11X	E3HZ	4200-N	S	GGAHS104 10	E0HZ	4670-P	S	MJACA104 42X	E6HZ	4200-AW			
S	GGACA109 12X	E3HZ	4200-P	S	GGAHS104 11	E0HZ	4670-R	S	MJACA104 47X	E6HZ	4200-X			
S	GGACA109 13X	E3HZ	4200-R	S	GGAHS104 2	E0HZ	4670-B	S	MJACA104 48X	E6HZ	4200-Y			
S	GGACA109 14X	E3HZ	4200-S	S	GGAHS104 3	E0HZ	4670-C	S	MJACA104 49X	E6HZ	4200-AB			
S	GGACA109 15X	E3HZ	4200-T	S	GGAHS104 4	E0HZ	4670-D	S	MJACA104 8X	E6HZ	4200-AR			
S	GGACA109 16X	E3HZ	4200-V	S	GGAHS104 5	E0HZ	4670-E	S	MJACA105 39X	E6HZ	4200-S			
S	GGACA109 1X	E3HZ	4200-C	S	GGAHS104 6	E0HZ	4670-F	S	MJACA105 43X	E6HZ	4200-M			
S	GGACA109 21X	E3HZ	4200-B	S	GGAHS104 7	E0HZ	4670-S	S	MJACA105 45X	E6HZ	4200-R			

**1980/
FORD TRUCK PARTS**

DANA (SPICER) AXLE, TRANSMISSION and RELATED PART NUMBERS

C O D E	VENDOR PART NUMBER	FORD PART NUMBER	C O D E	VENDOR PART NUMBER	FORD PART NUMBER	C O D E	VENDOR PART NUMBER	FORD PART NUMBER
S	MJACA105 46X	E6HZ 4200-P	S	MJAHM113 2	E0HZ 4323-A	S	MJAHS104 4	E0HZ 4537-D
S	MJACA105 47X	E6HZ 4200-N	S	MJAHM113 4	E0HZ 4558-A	S	MJAHS104 5	E0HZ 4537-E
S	MJACA105 48X	E6HZ 4200-T	S	MJAHM116 1	E6HZ 4216-C	S	MJAHS104 6	E0HZ 4537-F
S	MJACA107 10X	E2HZ 4200-BE	S	MJAHM117	E6HZ 4558-C	S	MJAHS104 700	E0HZ 4537-A
S	MJACA107 11X	E2HZ 4200-BF	S	MJAHM119	E2HZ 4332-A	S	MJAHS104 701	E0HZ 4537-B
S	MJACA107 12X	E2HZ 4200-BG	S	MJAHN101	E0HZ 4B147-A	S	MJAHS104 702	E0HZ 4537-C
S	MJACA107 13X	E2HZ 4200-BH	S	MJAHN102	E0HZ 4326-A	S	MJAHS104 703	E0HZ 4537-D
S	MJACA107 14X	E2HZ 4200-BJ	S	MJAHN103	E0HZ 4320-A	S	MJAHS104 704	E0HZ 4537-E
S	MJACA107 15X	E2HZ 4200-BK	S	MJAHN104	E0HZ 4329-A	S	MJAHS104 705	E0HZ 4537-F
S	MJACA107 16X	E2HZ 4200-BL	S	MJAHN109	E6HZ 4322-A	S	MJAHS104 706	E0HZ 4537-G
S	MJACA107 17X	E2HZ 4200-BM	S	MJAHR102	E0HZ 4143-A	S	MJAHS104 707	E0HZ 4537-H
S	MJACA107 18X	E3HZ 4200-X	S	MJAHR104	E0HZ 4067-D	S	MJAHS104 708	E0HZ 4537-J
S	MJACA107 24X	E4HZ 4200-AS	S	MJAHR105	E0HZ 4067-C	S	MJAHS104 709	E0HZ 4537-K
S	MJACA107 25X	E4HZ 4200-AV	S	MJAHS100	E0HZ 4A007-B	S	MJAHS104 710	E0HZ 4537-L
S	MJACA107 26X	E4HZ 4200-AT	S	MJAHS101	E0HZ 4228-B	S	MJAHS104 711	E0HZ 4537-M
S	MJACA107 27X	E4HZ 4200-AW	S	MJAHS102	E0HZ 4147-B	S	MJAHS104 712	E0HZ 4537-N
S	MJACA107 28X	E4HZ 4200-AX	S	MJAHS103 052	E0HZ 4670-V	S	MJAHS104 713	E0HZ 4537-P
S	MJACA107 29X	E4HZ 4200-AY	S	MJAHS103 055	E0HZ 4670-W	S	MJAHS104 714	E0HZ 4537-R
S	MJACA107 30X	E4HZ 4200-AZ	S	MJAHS103 058	E0HZ 4670-X	S	MJAHS104 715	E0HZ 4537-S
S	MJACA107 31X	E4HZ 4200-BA	S	MJAHS103 061	E0HZ 4670-G	S	MJAHS104 716	E0HZ 4537-T
S	MJACA107 32X	E4HZ 4200-BB	S	MJAHS103 064	E0HZ 4670-H	S	MJAHS104 717	E0HZ 4537-V
S	MJACA107 41X	E6HZ 4200-AC	S	MJAHS103 067	E0HZ 4670-J	S	MJAHS104 718	E0HZ 4537-W
S	MJACA107 44X	E6HZ 4200-AK	S	MJAHS103 070	E0HZ 4670-K	S	MJAHS104 719	E0HZ 4537-X
S	MJACA107 46X	E6HZ 4200-AD	S	MJAHS103 073	E0HZ 4670-L	S	MJAHS104 720	E0HZ 4537-Y
S	MJACA107 47X	E6HZ 4200-AG	S	MJAHS103 076	E0HZ 4670-M	S	MJAHS104 721	E0HZ 4537-Z
S	MJACA107 48X	E6HZ 4200-AL	S	MJAHS103 079	E0HZ 4670-Y	S	MJAHS104 722	E0HZ 4537-AA
S	MJACA107 49X	E6HZ 4200-AP	S	MJAHS103 082	E0HZ 4670-Z	S	MJAHS104 723	E0HZ 4537-AB
S	MJACA107 50X	E6HZ 4200-AT	S	MJAHS103 1	E0HZ 4670-G	S	MJAHS104 724	E0HZ 4537-AC
S	MJACA107 51X	E6HZ 4200-AX	S	MJAHS103 10	E0HZ 4670-W	S	MJAHS104 725	E0HZ 4537-AD
S	MJACA107 55X	E6HZ 4200-V	S	MJAHS103 11	E0HZ 4670-X	S	MJAHS104 726	E0HZ 4537-AE
S	MJACA107 57X	E6HZ 4200-Z	S	MJAHS103 2	E0HZ 4670-H	S	MJAHS104 727	E0HZ 4537-AF
S	MJACA107 58X	E6HZ 4200-W	S	MJAHS103 3	E0HZ 4670-J	S	MJAHS104 8	E0HZ 4537-G
S	MJACA107 5X	E3HZ 4200-W	S	MJAHS103 4	E0HZ 4670-K	S	MJAKD100 X	E0HZ 4237-B
S	MJACA107 60X	E6HZ 4200-AA	S	MJAHS103 5	E0HZ 4670-L	S	MJAKD102 X	E4HZ 4237-A
S	MJACA107 6X	E2HZ 4200-BB	S	MJAHS103 6	E0HZ 4670-M	S	MJAKD103 X	E6HZ 4237-C
S	MJACA107 7X	E2HZ 4200-BA	S	MJAHS103 7	E0HZ 4670-Y	S	MJAKE100 X	E0HZ 4A105-B
S	MJACA107 8X	E2HZ 4200-BC	S	MJAHS103 8	E0HZ 4670-Z	S	MJAKF100 X	E0HZ 4204-B
S	MJACA107 9X	E2HZ 4200-BD	S	MJAHS103 9	E0HZ 4670-V	S	MJAKF103 X	E6HZ 4204-D
S	MJACS101 X	E6HZ 4141-C	S	MJAHS104 1	E0HZ 4537-A	S	MJAKG100 X	E0HZ 4209-E
S	MJAGH100	E0HZ 4040-B	S	MJAHS104 10	E0HZ 4537-H	S	MJAKG101 X	E0HZ 4209-F
S	MJAGH102	E0HZ 4N301-B	S	MJAHS104 12	E0HZ 4537-J	S	MJAKG102 X	E0HZ 4209-G
S	MJAGS100	E0HZ 4055-B	S	MJAHS104 14	E0HZ 4537-K	S	MJAKG103 X	E0HZ 4209-H
S	MJAGU100	E0HZ 4229-B	S	MJAHS104 16	E0HZ 4537-L	S	MJAKG109 X	E3HZ 4209-B
S	MJAHD100	B8QH 4625-B	S	MJAHS104 18	E0HZ 4537-M	S	MJAKG112 X	E6HZ 4209-P
S	MJAHD100 1	E0HZ 4625-B	S	MJAHS104 2	E0HZ 4537-B	S	MJAKG113 X	E6HZ 4209-R
S	MJAHH100 X	E0HZ 4072-A	S	MJAHS104 20	E0HZ 4537-N	S	MJAKG124 X	E4HZ 4209-C
S	MJAHH101	E0HZ 4676-B	S	MJAHS104 22	E0HZ 4537-P	S	MJAKG125 X	E4HZ 4209-D
S	MJAHH102	E0HZ 4A670-A	S	MJAHS104 24	E0HZ 4537-R	S	MJAKG126 X	E4HZ 4209-E
S	MJAHH104 X	E4HZ 4072-A	S	MJAHS104 26	E0HZ 4537-S	S	MJAKG141 X	E6HZ 4209-S
S	MJAHM100	E0HZ 4336-A	S	MJAHS104 28	E0HZ 4537-T	S	MJAKG142 X	E6HZ 4209-T
S	MJAHM103 1	E0HZ 4323-B	S	MJAHS104 3	E0HZ 4537-C	S	MJAKG143 X	E6HZ 4209-V
S	MJAHM103 2	E1HZ 4323-B	S	MJAHS104 30	E0HZ 4537-V	S	MJAKH100 X	E0HZ 4010-B
S	MJAHM105	E0HZ 4046-A	S	MJAHS104 32	E0HZ 4537-W	S	MJAKH106 X	E4HZ 4010-J
S	MJAHM106	E0HZ 4N282-A	S	MJAHS104 33	E0HZ 4537-X	S	MJAKH107 X	E4HZ 4010-K
S	MJAHM109 1	E0HZ 4558-B	S	MJAHS104 34	E0HZ 4537-Y	S	MJAKJ100 X	E0HZ 4127-B
S	MJAHM110 1	E0HZ 4K034-A	S	MJAHS104 35	E0HZ 4537-Z	S	MJAKL100 X	E0HZ 4141-B
S	MJAHM111 1	E0HZ 4321-A	S	MJAHS104 36	E0HZ 4537-AA	S	MJAKL101 X	E2HZ 4141-B
S	MJAHM112 1	E0HZ 4216-B	S	MJAHS104 37	E0HZ 4537-AB	S	MJAKS100 X	E0HZ 4676-A

**1980/
FORD TRUCK PARTS**

CROSS REFERENCE LIST 117

DANA (SPICER) AXLE, TRANSMISSION and RELATED PART NUMBERS

C O D E	VENDOR PART NUMBER		FORD PART NUMBER		C O D E	VENDOR PART NUMBER		FORD PART NUMBER		C O D E	VENDOR PART NUMBER		FORD PART NUMBER	
S	MJAKT100 X	EOHZ	4045-B	S	25-Q-1896	C7TZ	7210-C	S	97-354-21 3X	E7HZ	7411-C			
S	MJAKT101 X	EOHZ	4149-A	S	25-Q-1944	C7TZ	7210-AA	S	97-354-27	E6HZ	7279-A			
S	MJASR100 1	EOHZ	4234-B	S	25-Q-1945	C7TZ	7210-AB	S	97-354-32 1X	FOHZ	7411-A			
S	MJASR103 1	E4HZ	4234-B	S	25-Q-2026	DOHZ	7210-AY	S	97-360-10	FOHZ	7E274-E			
S	MJASS100	EOHZ	4029-B	S	25-Q-2027	DOHZ	7210-AN	S	97-360-11	FOHZ	7E274-B			
S	MJASS102	E2HZ	4149-A	S	25-Q-2028	DOHZ	7210-AR	S	97-360-12	FOHZ	7E274-C			
S	MJASV102 X	E2HZ	4045-A	S	25-Q-2029	DOHZ	7210-AZ	S	97-360-13	FOHZ	7E274-D			
S	XC951283	DOHZ	3B676-A	S	25-Q-2030	DOHZ	7210-AS	S	97-362-59	E2HZ	7061-A			
S	XC951717	E1HZ	3B676-A	S	25-Q-2031	DOHZ	7210-AT	S	97-362-67	FOHZ	7061-A			
S	XC951718	E1HZ	3A526-B	S	25-Q-2032	DOHZ	7210-BA	S	97-381-41	E7HZ	7026-A			
S	XC951779	E2HZ	3B676-F	S	25-Q-2033	DOHZ	7210-BB	S	97-381-42	E7HZ	7064-L			
S	102-C-429	C7TZ	7505-A	S	25-Q-2034	DOHZ	7210-BC	S	97-381-43	FOHZ	7030-A			
S	102-C-505	C1TZ	7505-B	S	25-Q-2035	DOHZ	7210-BD	S	97-381-44	FOHZ	7064-A			
S	102-C-545	C7TZ	7505-B	S	25-Q-2036	DOHZ	7210-BE	S	97-381-45	FOHZ	7064-B			
S	105-C-122	C6TZ	7515-A	S	25-Q-2037	DOHZ	7210-BF	S	97-381-46	FOHZ	7064-C			
S	25-Q-1231	C3TZ	7210-B	S	25-Q-2039	DOHZ	7210-BJ	S	97-381-47		97515-S			
S	25-Q-1375	B4Q	7210-E	S	25-Q-2040	DOHZ	7210-BG	S	97-438-17	E7HZ	7247-D			
S	25-Q-1455	B7Q	7210-B	S	25-Q-2041	DOHZ	7210-BH	S	97-438-19	E7HZ	7235-A			
S	25-Q-1458	B8T	7210-C	S	25-Q-2044	DOHZ	7210-BK	S	97-438-20	E7HZ	7199-A			
S	25-Q-1459	B8T	7210-B	S	25-Q-2050	DOHZ	7210-BT	S	97-438-24	FOHZ	7247-A			
S	25-Q-1473	B8QH	7210-D	S	25-Q-2051	DOHZ	7210-BU	S	97-438-27	FOHZ	7247-B			
S	25-Q-1491	B8T	7210-F	S	25-Q-2052	DOHZ	7210-BV	S	97-452-19	FOHZ	17285-A			
S	25-Q-1492	B8T	7210-E	S	25-Q-2059	DOHZ	7210-BZ	S	97-463-35	E6HZ	7D268-A			
S	25-Q-1573	C1TT	7A027-B	S	25-Q-2060	DOHZ	7210-BY	S	97-463-36	E7HZ	7052-C			
S	25-Q-1585	C1TT	7B021-B	S	25-Q-2074	DOHS	7210-B	S	97-465-56	FOHZ	7A061-A			
S	25-Q-1586	C2TZ	7210-D	S	25-Q-2096	D3HZ	7210-A	S	97-465-59	FOHZ	7A061-B			
S	25-Q-1589	C1TT	7A027-C	S	25-Q-2097	D3HZ	7210-F	S	97-518-55 1X	E7HZ	7505-F			
S	25-Q-1632	C2TZ	7210-C	S	25-Q-2098	D3HZ	7210-B	S	97-66-110	E6HZ	7231-C			
S	25-Q-1633	C2TZ	7C252-B	S	25-Q-2099	D3HZ	7210-C	S	97-66-120	FOHZ	7231-A			
S	25-Q-1634	C2TZ	7C252-A	S	25-Q-2110	D1HZ	7210-C	S	97-67-234	E6HZ	7240-C			
S	25-Q-1651	C3TZ	7C252-A	S	25-Q-2111	D1HZ	7210-B	S	97-67-238	E7HZ	7240-E			
S	25-Q-1669	C3TZ	7210-Y	S	25-Q-2112	D1HZ	7210-A	S	97-67-240	E7HZ	7358-C			
S	25-Q-1670	C3TZ	7C252-B	S	25-Q-2154	D4HZ	7210-A	S	97-67-242	E7HZ	7240-D			
S	25-Q-1675	C3TZ	7210-P	S	25-Q-2162	D4HZ	7210-F	S	97-67-244	E7HZ	7358-B			
S	25-Q-1677	C3TZ	7210-N	S	25-Q-2163	D4HZ	7210-C	S	97-67-245	E7HZ	7334-D			
S	25-Q-1685	C3TZ	7210-G	S	25-Q-2164	D4HZ	7210-B	S	97-67-259	E6HZ	7240-D			
S	25-Q-1686	C3TZ	7210-H	S	25-Q-2187	D4HZ	7210-G	S	97-67-260	E6HZ	7241-D			
S	25-Q-1687	C3TZ	7210-J	S	25-Q-2207	D5HZ	7210-B	S	97-67-261	E6HZ	7334-B			
S	25-Q-1694	C3TZ	7210-AG	S	25-Q-2211	D5HZ	7210-A	S	97-67-262	E7HZ	7241-F			
S	25-Q-1698	C2TZ	7210-J	S	25-Q-2224	D5HZ	7210-C	S	97-67-263	E7HZ	7241-G			
S	25-Q-1701 16	C8TZ	7210-Y	S	25-Q-2230	D5HZ	7210-D	S	97-67-279	E7HZ	7334-F			
S	25-Q-1701 42	EOHZ	7210-M	S	25-Q-2231	D5HZ	7210-E	S	97-67-292	FOHZ	7334-B			
S	25-Q-1701 5	C6TZ	7210-AB	S	25-Q-2247	EOHZ	7210-U	S	97-67-293	FOHZ	7358-B			
S	25-Q-1701 9	C8TZ	7210-V	S	25-Q-2282	D9HZ	7210-D	S	97-67-303	FOHZ	7240-A			
S	25-Q-1753	C4TZ	7210-F	S	25-Q-2283	D9HZ	7210-C	S	97-67-304	FOHZ	7241-A			
S	25-Q-1754	C4TZ	7210-G	S	25-Q-2284	D9HZ	7210-B	S	97-67-305	FOHZ	7358-A			
S	25-Q-1755	C4TZ	7210-H	S	25-Q-2285	D9HZ	7210-A	S	97-67-306	FOHZ	7334-A			
S	25-Q-1791	C7TZ	7210-T	S	25-Q-2313	EOHZ	7210-L	S	97-67-307	FOHZ	7240-B			
S	25-Q-1816	C6TZ	7210-D	S	25-Q-2351	E1HZ	7210-E	S	97-67-308	FOHZ	7241-B			
S	25-Q-1817	C6TZ	7210-Z	S	25-Q-2370	E2HZ	7210-B	S	SKT108163	C2TA	7006-A			
S	25-Q-1819	C6TZ	7210-AA	S	40-465-11	E7HZ	7106-C	S	SKT109041	C1TT	7B277-B			
S	25-Q-1820	C6TZ	7210-N	S	61/21451	C9HZ	4865-A	S	SKT109155	C2TZ	7006-B			
S	25-Q-1821	C6TZ	7C252-A	S	61/21671	C7TZ	4851-C	S	SKT112057	C3TZ	7006-B			
S	25-Q-1831	C6TZ	7A027-A	S	6.54-3281 X	E2HZ	4351-B	S	SKT112073	C3TZ	7A015-A			
S	25-Q-1832	C6TZ	7210-AE	S	6.54-3381 X	E1HZ	4351-D	S	SKT112094	C3TZ	7210-Z			
S	25-Q-1833	C6TZ	7210-G	S	60-15-157 1X	E4HZ	7006-A	S	SKT113737	C3TZ	7210-V			
S	25-Q-1879	C6TZ	7210-AL	S	97-16-100 1X	FOHZ	7222-B	S	SKT113739	C3TZ	7210-T			
S	25-Q-1895	C7TZ	7210-A	S	97-35-102	FOHZ	7017-A	S	SKT113741	C3TZ	7210-S			

**1980/
FORD TRUCK PARTS**

STRATOFLEX HOSE and AIR DRYER PARTS									
C O D E	VENDOR PART NUMBER	FORD PART NUMBER	C O D E	VENDOR PART NUMBER	FORD PART NUMBER	C O D E	VENDOR PART NUMBER	FORD PART NUMBER	
SF	211181 4 2	C7TZ 2A287-A	SF	362 6-6S	E8HZ 3C520-B	SF	4244 8	D9HZ 8C132-B	
SF	30001 6 6	D5HZ 3C520-B	SF	71D 1567	D0HZ 9B613-L	SF	4244 8	D9HZ 8C132-A	
SF	30002 8 8	D8HZ 3C520-A	SF	71D 1568	D0HZ 9C681-C	SF	90HL 65R	E1HZ 9B613-A	
SF	213 04 025	D9HZ 2922-A	SF	77A 3210	D8HZ 9B613-K	SF	18001 96R	D8HZ 9B613-N	
SF	213 04 026	D9HZ 7B513-A	SF	4244 10	D9HZ 18472-C	SF	18001 96R	D8HZ 9B613-AC	
SF	213 08 012	D9HZ 2282-D	SF	4244 10	D9HZ 18472-B	SF	18010 96-02R	E2HZ 9B613-E	
SF	213 08 013	D9HZ 2282-B	SF	4244 12	D9HZ 18472-D	SF	18042 9688R	D1HZ 9B613-A	
SF	213 08 014	D9HZ 2282-A	SF	4244 16	D9HZ 8C130-A	SF	18043 9688R	D1HZ 9B613-B	
SF	213 08 017	D9HZ 2282-C	SF	4244 16	D9HZ 18472-F	SF	18050 5011R	EOHZ 9B613-A	
SF	213 08 030	D9HZ 8497-C	SF	4244 36	D9HZ 8260-AF	SF	18065 96R	D3HZ 9B613-F	
SF	213 10 036	D9HZ 8497-A	SF	4244 40	D9HZ 8286-AK	SF	30000 6-6S	E8HZ 3C520-C	
SF	213 10 050	D9HZ 8497-D	SF	4244 48	D9HZ 8286-AL	SF	32734 8-8S	E4HZ 3C520-F	
SF	213 10 088	D9HZ 8497-B	SF	4244 52	D9HZ 8286-AJ	SF	32782 8-8S	E8HZ 3C520-A	
SF	30001 10 10	DOHZ 3C520-A	SF	4244 6	D9HZ 8C127-C	SF	38005 7-88R	D8HZ 9B613-AE	
SF	KH 13	DOHZ 18472-N	SF	4244 6	D9HZ 8C127-B	SF	3H8SL	E1HZ 9C681-C	
SF	213206 4S 0780	E2HZ 9B278-A	SF	4244 6	D9HZ 8C127-A				

**1980/
FORD TRUCK PARTS**

SAGINAW GEAR

C O D E	VENDOR PART NUMBER	FORD PART NUMBER	C O D E	VENDOR PART NUMBER	FORD PART NUMBER	C O D E	VENDOR PART NUMBER	FORD PART NUMBER
SG	266316	D5UZ 3576-A	SG	7804123	D7UZ 3D683-A	SG	7818060	D5AZ 3A674-A
SG	399294	D4HZ 13318-A	SG	7806688	D1ZZ 3A745-A	SG	7818063	D5SZ 3A674-A
SG	781598	D3TZ 3647-A	SG	7806748	D6UZ 3580-A	SG	7818064	D5VZ 3A674-A
SG	5666681	D5UZ 3A670-A	SG	7807561	383177-S100	SG	7818175	D5AZ 3B559-AMR
SG	5666734	D5UZ 3581-A	SG	7807934	D2VY 3A643-A	SG	7818175	D6AZ 3B559-A
SG	5668489	E0TZ 3D681-D	SG	7808195	D2VY 3B592-A	SG	7818176	D5AZ 3B559-A
SG	5671921	C6TZ 3C668-A	SG	7808195	D2VY 3B592-AMR	SG	7818374	D4VY 3B585-A
SG	5673944	C6TZ 3C672-A	SG	7809057	C8SZ 4784-A	SG	7818453	D4VY 3D607-AMR
SG	5674398	C6TZ 3E507-A	SG	7809229	D9BZ 3A561-A	SG	7818582	D4MY 3A674-A
SG	5674955	C2AZ 3A525-B	SG	7809232	EOHZ 3A561-B	SG	7818587	D5MY 3A674-A
SG	5675186	C6TZ 3C669-A	SG	7809503	D2VY 3B559-A	SG	7818588	D5UZ 3A674-A
SG	5675625	C6TZ 3C760-A	SG	7810894	D1ZZ 3548-B	SG	7819402	D5TZ 3A525-A
SG	5675626	C2AZ 3A525-A	SG	7811006	D3TZ 3812-A	SG	7819771	D5OZ 3504-A
SG	5676217	D5UZ 3707-A	SG	7811276	C5AZ 3D734-B	SG	7819899	D6TZ 3504-E
SG	5676233	D6UZ 3523-A	SG	7811277	C5AZ 3C538-D	SG	7825173	D6AZ 3D607-A
SG	5679292	D5UZ 3548-A	SG	7811616	D6AZ 3D654-A	SG	7825389	D5UZ 3A525-C
SG	5683229	C5AZ 3D525-B	SG	7811859	D1ZZ 3A525-A	SG	7825964	D6TZ 3A525-A
SG	5685355	C5AZ 3D732-A	SG	7811919	D2VY 3D654-A	SG	7825985	D6TZ 3B676-C
SG	5686539	C5AZ 3544-C	SG	7811986	D5UZ 3524-A	SG	7825991	D6TZ 3B676-D
SG	5686815	D5UZ 3A745-A	SG	7812286	D3TZ 3523-A	SG	7826445	D6TZ 3A525-B
SG	5687182	C5AZ 3D731-A	SG	7812750	D1BZ 3524-B	SG	7826471	D6TZ 3580-B
SG	5687183	C5AZ 3D733-A	SG	7812834	D5UZ 3575-A	SG	7826472	C5AZ 3581-A
SG	5687252	C5AZ 3A594-A	SG	7813194	D8AZ 3A006-B	SG	7826532	D7UZ 3504-A
SG	5687278	D2VY 3D592-A	SG	7813295	D3ZZ 3504-A	SG	7826537	D7UZ 3504-A
SG	5687624	C5AZ 3D728-A	SG	7813409	D4TZ 9C472-A	SG	7826540	D7UZ 3783-A
SG	5687757	C5AZ 3576-B	SG	7813462	D2VY 3D590-A	SG	7826545	D7UZ 3A525-A
SG	5688014	384979-S	SG	7813638	D2VY 3A697-A	SG	7826546	D3TZ 3524-B
SG	5688037	D2VY 3D586-A	SG	7814320	D5UZ 3548-B	SG	7826559	D6TZ 3524-C
SG	5688043	D6AZ 3D590-A	SG	7814333	D2VY 3A674-A	SG	7826844	C5AZ 3D729-B
SG	5688044	D2VY 3B584-A	SG	7814483	D2VY 3A561-A	SG	7826850	C5AZ 3D730-C
SG	5688765	D6TZ 3523-A	SG	7814503	385643-S94	SG	7827446	D6AZ 3A674-C
SG	5688877	D2VY 3D596-A	SG	7814786	D3TZ 3504-A	SG	7827914	D7AZ 3A697-A
SG	5688879	D2VY 3D590-B	SG	7815797	D5UZ 3504-A	SG	7827915	D7UZ 3A697-A
SG	5688879	D2VY 3D590-BMR	SG	7815798	D5UZ 3504-B	SG	7827916	D7AZ 3A697-C
SG	5689010	D3TZ 3A745-A	SG	7815819	D5UZ 3A525-B	SG	7827917	D7AZ 3A697-B
SG	5689321	C8HZ 3576-A	SG	7815882	D9UZ 3575-A	SG	7828000	EOHZ 3A697-A
SG	5689357	387297-S	SG	7815885	C5AZ 3575-E	SG	7828012	D9UZ 3D525-A
SG	5689358	D6AZ 3D589-A	SG	7815897	D3MY 3A674-A	SG	7828169	C8SZ 4841-A
SG	5689359	D6AZ 3D596-A	SG	7815903	D3MY 3A561-A	SG	7828578	D3TZ 3548-A
SG	5689388	384978-S	SG	7815904	D3MY 3C602-A	SG	7828885	D7UZ 3A674-B
SG	5690698	C5AZ 3707-B	SG	7815960	D3TZ 3575-A	SG	7828932	D7UZ 3A697-B
SG	5691048	C3AZ 3A525-B	SG	7816524	D3VY 3A674-B	SG	7828953	D7VY 4790-A
SG	5691489	D2VY 3D589-A	SG	7816979	D4TZ 9C475-A	SG	7829160	D7VY 4602-A
SG	5692432	C5AZ 3524-D	SG	7817215	D3TZ 3524-G	SG	7829639	D7VY 4782-A
SG	5692682	E2TZ 3F614-A	SG	7817345	D3OZ 3812-A	SG	7829741	D8TZ 3A525-A
SG	5695513	C5AZ 3647-B	SG	7817355	C5AZ 3D530-B	SG	7829742	D8TZ 3A525-D
SG	5695513	C5AZ 3647-D	SG	7817484	D5UZ 3580-B	SG	7829810	D8TZ 3A525-B
SG	5696245	384972-S	SG	7817485	D6UZ 3A746-A	SG	7829811	D8TZ 3A525-C
SG	5696254	C6SZ 3A525-A	SG	7817486	D5UZ 3581-B	SG	7830236	E0TZ 3A643-A
SG	5697026	375924-S	SG	7817487	D9UZ 3A764-A	SG	7830462	D9BZ 3D654-A
SG	7800482	D4HZ 13341-A	SG	7817487	C5AZ 3805-B	SG	7830697	EOHZ 3A643-B
SG	7801353	C8TZ 9B457-A	SG	7817487	D6TZ 3805-A	SG	7830913	EOHZ 3D654-A
SG	7801626	D5UZ 3591-A	SG	7817523	D5UZ 3524-C	SG	7831253	D8UZ 3783-A
SG	7801662	C8AZ 9C429-A	SG	7817615	C8AZ 9A486-C	SG	7831303	D8TS 3A525-AA
SG	7802160	D5UZ 3738-A	SG	7817664	D5UZ 3812-A	SG	7831307	D8TS 3A500-BA
SG	7802482	D5UZ 3577-A	SG	7817725	C5AZ 3B700-A	SG	7831388	E2UZ 3D683-A
SG	7803710	C6TZ 3A525-A	SG	7817753	C9UZ 3A525-A	SG	7832404	D9UZ 3504-A
SG	7803975	C8SZ 4A031-A	SG	7817813	D5RY 9A486-A	SG	7832589	D9UZ 3783-A

**1980/
FORD TRUCK PARTS**

CROSS REFERENCE LIST 121

SAGINAW GEAR

C O D E	VENDOR PART NUMBER		FORD PART NUMBER		C O D E	VENDOR PART NUMBER		FORD PART NUMBER		C O D E	VENDOR PART NUMBER		FORD PART NUMBER	
SG	7832729		D9UZ	3D729-A	SG	7834286		E0TZ	3576-A	SG	7839198		E3TZ	3B676-B
SG	7832730		D9UZ	3D733-A	SG	7834329		E0UZ	3548-A	SG	7839199		E3TZ	3B676-A
SG	7832731		D9UZ	3B700-A	SG	7834716		D2VY	3D590-AMR	SG	7839366		E1UZ	3C772-A
SG	7833034		D9TZ	3B676-A	SG	7835415		E0TZ	3548-A	SG	7839450		E2TZ	3A525-C
SG	7833041		D9TZ	3A525-A	SG	7835721		E0TZ	4602-AM	SG	7839451		E2TZ	3A525-B
SG	7833178		D8AZ	3A674-C	SG	7835722		E0TZ	4602-AH	SG	7839452		E2TZ	3A525-A
SG	7833293		E0HZ	3D683-A	SG	7835723		E0TZ	4602-AJ	SG	7839667		E2UZ	3D596-A
SG	7833294		E0UZ	3A674-A	SG	7835724		E0TZ	4602-AN	SG	7839669		E2UZ	3D590-B
SG	7833455		E0TZ	3A525-B	SG	7835725		E0TZ	4602-AK	SG	7839852		E2TZ	3B676-B
SG	7833644		E0UZ	3504-A	SG	7835726		E0TZ	4602-AL	SG	7839853		E2TZ	3B676-A
SG	7833737		D9DZ	3A674-B	SG	7836369		E2UZ	3D590-A	SG	7840055		E2UZ	3A674-A
SG	7833769		D2VY	3A711-A	SG	7836754		E0TZ	4841-B	SG	7840056		E2HZ	3A674-A
SG	7833769		D4VY	3D607-A	SG	7836755		E0TZ	4841-C	SG	7840985		E2TZ	3524-D
SG	7833769		E0TZ	3D607-A	SG	7837284		E1UZ	3E554-A	SG	7843818		E3TZ	3B676-C
SG	7833770		E0TZ	3B676-A	SG	7837321		E1UZ	3B559-A	SG	7843819		E3TZ	3B676-D
SG	7833890		D9OZ	4841-A	SG	7837321		E1UZ	3B559-AMR	SG	7844301		E3UZ	3A674-A
SG	7833892		D9OZ	4635-A	SG	7837322		E1UZ	3D607-A	SG	7844302		E3UZ	3A697-A
SG	7833920		E0HZ	3A674-A	SG	7837521		E1UC	3A710-AA	SG	7844343		E4HZ	3A674-A
SG	7834074		D9BZ	3A697-A	SG	7838483		E1TZ	3B676-B	SG	7844347		E4HZ	3A697-A
SG	7834149		E0TZ	3504-B	SG	7838484		E1TZ	3B676-A	SG	7933920		E0HZ	3A674-A
SG	7834150		E0TZ	3524-C	SG	7838505		E1TZ	3504-B	SG	26014004		E9UZ	3A643-A
SG	7834152		E0TZ	3575-A	SG	7838506		E1TZ	3524-A	SG	26016316		E9UZ	3D590-A
SG	7834155		E0TZ	3A525-A	SG	7838846		E1UZ	3A674-A	SG	26016660		E9UZ	3B559-A
SG	7834284		E0UZ	3D728-A	SG	7838871		E1HZ	3A674-D					

**1980/
FORD TRUCK PARTS**

STEMCO OIL and PINION SEAL PARTS

C O D E	VENDOR PART NUMBER	FORD PART NUMBER		C O D E	VENDOR PART NUMBER	FORD PART NUMBER		C O D E	VENDOR PART NUMBER	FORD PART NUMBER	
ST	WOM12 0217	D5HZ	5230-L	ST	4029	DOHZ	1131-B	ST	359 5927	D7HZ	1175-C
ST	EXP 1104	E2HZ	5230-AA	ST	4044	DOHZ	1131-H	ST	5990	D0HZ	1A131-A
ST	3009	DOHZ	1153-D	ST	4065	DOHZ	1131-A	ST	308 8029	D7HZ	1K020-A
ST	3012	DOHZ	1153-G	ST	4092	DOHZ	1131-F	ST	195 9365	D6HS	5212-DA
ST	3024	DOHZ	1153-C	ST	343 4095	D9HZ	1131-A	ST	195 9365	D6HS	5212-DA
ST	3028	DOHZ	1153-B	ST	4098	DOHZ	1131-E	ST	190 9429	D5HZ	5230-H
ST	3035	DOHZ	1153-E	ST	4101	DOHZ	1131-K	ST	190 9431	D5HZ	5230-E
ST	3040	DOHZ	1153-A	ST	343 4113	D0HZ	1131-D	ST	190 9436	D6HZ	5230-A
ST	3042	DOHZ	1153-H	ST	345 4171	D9HZ	1131-B	ST	191 9869	D4HZ	5230-D
ST	3044	DOHZ	1153-F	ST	345 4172	D9HZ	1131-C	ST	195 9872	D9HZ	5230-E
ST	4024	DOHZ	1131-C	ST	01345 4186	E4HZ	1131-B	ST	195 9892	D8HZ	5230-AK
ST	4028	DOHZ	1131-G	ST	359 5915	EOHZ	1A131-B	ST	195 9896	D8HZ	5230-AJ

1980/ FORD TRUCK PARTS

CROSS REFERENCE LIST 123

STEWART WARNER SPEEDOMETER GEARS

C O D E	VENDOR PART NUMBER	FORD PART NUMBER	C O D E	VENDOR PART NUMBER	FORD PART NUMBER	C O D E	VENDOR PART NUMBER	FORD PART NUMBER
SW	SW 53	C8TZ 17285-B	SW	667 W1.200	C5TZ 17294-A	SW	777 AL1.0090	E0HZ 17294-M
SW	SW 54	C8TZ 17285-A	SW	667 W1:1		SW	777 AL1.0181	E0HZ 17294-AH
SW	355 AR	C5TZ 2A036-A	SW	675 DR1.363	C2TZ 17294-C	SW	777 AL1.0263	E0HZ 17294-CL
SW	366 JS	B9AZ 17262-A	SW	675 DS1.200	C2TZ 17294-D	SW	777 AL1.0370	E0HZ 17294-D
SW	366 LN	B9AZ 17262-B	SW	675 DT0.8947	C2TZ 17294-E	SW	777 AL1.0500	E0HZ 17294-AG
SW	366 NM	C5AZ 17262-B	SW	675 DX1.500	C5TZ 17294-B	SW	777 AL1.0888	E0HZ 17294-AN
SW	366 NN	C6TZ 9F280-A	SW	675 DY1.625	C5TZ 17294-C	SW	777 AL1.0961	E0HZ 17294-E
SW	367 C	C1TZ 9270-A	SW	675 EA	C9TZ 17294-A	SW	777 AL1.1111	E0HZ 17294-CC
SW	P 369 X	B9A 10850-A	SW	675 EB0.6857	D1TZ 17294-G	SW	777 AL1.1111	D2TZ 17294-A
SW	481 AH	D8HZ 17360-C	SW	675 EB0.6857	D1TZ 17294-B	SW	777 AL1.1555	E0HZ 17294-AS
SW	550 AJ	C6TZ 17255-G	SW	675 EB0.7333	D4TZ 17294-A	SW	777 AL1.1763	E0HZ 17294-F
SW	550 BB	C7TZ 17255-R	SW	675 EB0.8653	D1TZ 17294-H	SW	777 AL1.1890	E0HZ 17294-G
SW	550 BC	C7TZ 17255-M	SW	675 EB0.8653	D1TZ 17294-C	SW	777 AL1.2000	E0HZ 17294-BG
SW	551 LF	C6TZ 17360-A	SW	675 EB0.8750	D1TZ 17294-J	SW	777 AL1.2020	E0HZ 17294-AF
SW	551 MY	C7TZ 17360-B	SW	675 EB0.8750	D1TZ 17294-D	SW	777 AL1.2133	E0HZ 17294-C
SW	551 PA	C3TZ 17360-F	SW	675 EB0.9143	D1TZ 17294-K	SW	777 AL1.2500	E0HZ 17294-AR
SW	556 M	C3TZ 17360-E	SW	675 EB0.9143	D1TZ 17294-E	SW	777 AL1.3000	E0HZ 17294-CD
SW	556 N	C3TZ 17360-A	SW	675 EB1.1471	D1TZ 17294-L	SW	777 AL1.3000	D2TZ 17294-B
SW	556 R	C3TZ 17360-D	SW	675 EB1.1471	D1TZ 17294-F	SW	777 AL1.3077	E0HZ 17294-AE
SW	556 S	C3TZ 17360-C	SW	690 M	C6TZ 10850-B	SW	777 AL1.3235	E0HZ 17294-AM
SW	556 W	C7TZ 17360-A	SW	691 S	C6TZ 9273-B	SW	777 AL1.3313	E0HZ 17294-AL
SW	556 X	C7TZ 17360-C	SW	691 T	C6TZ 2557-A	SW	777 AL1.3393	E0HZ 17294-B
SW	P 556 F	C0TF 17360-G	SW	692 N121"	C6TZ 10C911-A	SW	777 AL1.3636	E0HZ 17294-AK
SW	P 556 P	C3TZ 17360-B	SW	692 N145"	C6TZ 10C911-C	SW	777 AL1.4400	E0HZ 17294-AJ
SW	565 AN	B1TZ 17255-A	SW	692 N154"	C6TZ 10C911-C	SW	777 AL1.5000	E0HZ 17294-CE
SW	565 AP	B1TZ 17255-B	SW	692 P109"	C6TZ 10883-E	SW	777 AL1.6152	E0HZ 17294-CN
SW	565 BN	FAD 17255-C	SW	692 P126"	C6TZ 10883-F	SW	777 B1.0714	D2HS 17294-SA
SW	P 565 DN	B6C 17255-E	SW	692 P145"	C6TZ 10883-F	SW	777 F0.5000	C9HZ 17294-G
SW	P 565 EC	B7T 17255-A	SW	692 P89"	C6TZ 10883-E	SW	777 X0.8000	C6TZ 17A270-C
SW	567 BB	B6Q 17360-B	SW	692 R145"	C6TZ 10883-F	SW	ES 777 AF0.9615	E4TZ 17294-A
SW	616 F	C6TZ 9280-B	SW	777 AL0.0588	D2HZ 17294-A	SW	778 A	D8HZ 17294-K
SW	649 C1.000	C7TZ 17A270-A	SW	777 AL0.4561	D2HZ 17294-B	SW	778 E	C1TF 17A270-A
SW	649 X1.000	C7TZ 17A270-A	SW	777 AL0.4761	D2HZ 17294-C	SW	778 K	C6TZ 17A270-A
SW	651 BR1.000	C8TZ 17A270-C	SW	777 AL0.5000	E0HZ 17294-CM	SW	778 K1.000	C6TZ 17A270-D
SW	651 X1.000		SW	777 AL0.5000	C9HZ 17294-G	SW	778 R0.4545	C9HZ 17A270-B
SW	652 X0.400	C7TZ 17A270-D	SW	777 AL0.6037	E0HZ 17294-CH	SW	779 AA	C4TZ 17294-B
SW	652 X0.500	C7TZ 17A270-C	SW	777 AL0.6617	E0HZ 17294-AC	SW	779 AA	C4TZ 17294-A
SW	652 XR0.500	C8TZ 17A270-A	SW	777 AL0.6617	D3HZ 17294-G	SW	779 D	B7T 17294-A
SW	666 B1.2020	D2HS 17294-FA	SW	777 AL0.6666	E0HZ 17294-CR	SW	Q 18013 A	C8TZ 17322-A
SW	666 F0.8626	C1TZ 17294-A	SW	777 AL0.6740	E0HZ 17294-AA	SW	Q 18512 0.455	C7TZ 17294-C
SW	666 S0.8653	D8HZ 17294-B	SW	777 AL0.7222	E0HZ 17294-AB	SW	Q 18512 0.4762	C7TZ 17294-B
SW	666 S0.8888	D8HZ 17294-C	SW	777 AL0.7333	E0HZ 17294-CG	SW	ES-Q 18552	D0HZ 17A270-A
SW	666 S0.8974	D8HZ 17294-D	SW	777 AL0.7647	E0HZ 17294-Z	SW	Q 20679 A	D8HZ 17360-A
SW	666 S1.0500	D8HZ 17294-E	SW	777 AL0.7647	D3HZ 17294-E	SW	EX 36042 B	D1TZ 17271-A
SW	666 S1.1111	D9HZ 17294-F	SW	777 AL0.8000	E0HZ 17294-U	SW	EX 36393 B	D4HZ 17285-J
SW	666 S1.2020	E0HZ 17294-BC	SW	777 AL0.8000	D3HZ 17294-F	SW	EX 36393 C	D4HZ 17285-K
SW	666 S1.2020	D8HZ 17294-G	SW	777 AL0.8241	E0HZ 17294-V	SW	EX 36393 D	D4HZ 17285-H
SW	666 S1.2500	E0HZ 17294-CT	SW	777 AL0.8319	E0HZ 17294-CJ	SW	EX 36393 E	D4HZ 17285-F
SW	666 S1.3636	E0HZ 17294-CS	SW	777 AL0.8653	E0HZ 17294-K	SW	EX 36393 F	D4HZ 17285-G
SW	666 S1.3636	E0HZ 17294-BD	SW	777 AL0.8723	E0HZ 17294-T	SW	78744	C6TZ 17297-A
SW	666 S1.3636	D8HZ 17294-H	SW	777 AL0.8797	E0HZ 17294-L	SW	93250	D1TZ 17297-A
SW	666 S1.6152	E0HZ 17294-BE	SW	777 AL0.888	E0HZ 17294-R	SW	101452	C8TZ 17A259-A
SW	666 S1.6152	D8HZ 17294-J	SW	777 AL0.9000	E0HZ 17294-Y	SW	ES 407010	D0HZ 17294-E
SW	667 AF	D1HZ 17A270-A	SW	777 AL0.9000	D3TZ 17294-A	SW	411335	C7TZ 17A270-B
SW	667 MX1.000	D8HZ 17294-A	SW	777 AL0.9122	E0HZ 17294-H	SW	417505 P	A9A 17260-A
SW	667 SX1.000	C6TZ 17A270-B	SW	777 AL0.9183	E0HZ 17294-J	SW	426531	C8TZ 17271-A
SW	667 W0.937	C0TZ 17294-A	SW	777 AL0.9743	E0HZ 17294-CK	SW	G 426654	B9A 10847-A
SW	667 W1.077	C0TZ 17294-B	SW	777 AL0.9908	E0HZ 17294-S	SW	428272	B9AF 17A254-A

July, 1989

COPYRIGHT © 1989 — FORD MOTOR COMPANY — DEARBORN, MICHIGAN

New Issue

**1980/
FORD TRUCK PARTS**

STEWART WARNER SPEEDOMETER GEARS

C O D E	VENDOR PART NUMBER	FORD PART NUMBER	C O D E	VENDOR PART NUMBER	FORD PART NUMBER	C O D E	VENDOR PART NUMBER	FORD PART NUMBER
SW 428793		B9T 17262-D	SW 447490	C1TT 17285-U	SW 448581	D1TZ 17271-C		
SW 444513 P		B7TZ 2557-A	SW 447491	C1TT 17285-V	SW 448583	B8T 17322-A		
SW 444554 P		C0TF 2557-B	SW 447492	C1TT 17285-Y	SW 448584	B8T 17322-B		
SW 444602		C3TZ 2557-A	SW 447493	C1TT 17285-Z	SW 448585	B8T 17322-C		
SW 446070 P-103"		8W 17260-A	SW 447494	C1TT 17285-AA	SW 448586	B8T 17322-D		
SW 446223 P-25"		B7A 5153602-A	SW 447495	C1TT 17285-AB	SW 448587	B8T 17322-E		
SW 446226 P-43"		B7Q 17365-B	SW 447496	C1TT 17285-AC	SW 448618	C7TZ 17322-J		
SW 446229 P-64"		B7C 17260-F	SW 447497	C1TT 17285-AD	SW 448619	C7TZ 17322-H		
SW 446229 P-68"		B7C 17260-A	SW 447499	C1TT 17285-AE	SW 448620	C7TZ 17322-G		
SW 446229 P-94"		B7J 17260-A	SW 447567	C7TZ 17285-D	SW 448630	C7TZ 17322-M		
SW 446231 P-88"		B7J 17260-B	SW 447592	C7TZ 17285-C	SW 448631	C7TZ 17322-L		
SW 446304 P-53"		C1SF 17260-A	SW 447594	C7TZ 17285-B	SW 448632	C7TZ 17322-K		
SW 446315 P-74"		C1TF 17260-C	SW 447606	C6TZ 17285-B	SW 448635	Use 448715		
SW 446416 P-621/2"		C2DZ 17260-J	SW 447607	C6TZ 17285-C	SW 448636	Use 448715		
SW 446430 P-77"		C3TZ 17260-Y	SW 447608	C6TZ 17285-D	SW 448637	Use 448716		
SW 446583 62"		C5OZ 17260-A	SW 447609	C6TZ 17285-E	SW 448638	Use 448717		
SW 446661 P-581/4"		C6DZ 17260-B	SW 447610	C6TZ 17285-F	SW 448639	Use 448717		
SW 446720 741/4"		C7GY 17260-A	SW 447611	C6TZ 17285-G	SW 448651	B9TT 17322-C		
SW 446721 601/4"		C7OZ 17260-B	SW 447625	C6TZ 17285-K	SW 448652	B9TT 17322-B		
SW 446722 58"		C7OZ 17260-B	SW 447626	C6TZ 17285-R	SW 448690	Use 448715		
SW 446723 621/4"		C7OZ 17260-B	SW 447627	C6TZ 17285-N	SW 448691	Use 448716		
SW 446724 55"		C7DZ 17260-B	SW 447628	C6TZ 17285-M	SW 448692	Use 448717		
SW 446725 581/4"		C7OZ 17260-B	SW 447629	C6TZ 17285-S	SW 448715	C0TT 17322-D		
SW 446742 701/4"		C7DZ 17260-A	SW 447630	C6TZ 17285-L	SW 448716	C0TT 17322-E		
SW 446755 140"		C7TZ 17260-N	SW 447659	C8HZ 17285-A	SW 448717	C0TT 17322-F		
SW 446756 140"		C7TZ 17260-Y	SW 447660	C8HZ 17285-B	SW 448732	C1TT 17322-A		
SW 447257		TGAA 17285-A	SW 447661	C8HZ 17285-C	SW 448733	C1TT 17322-B		
SW 447268		TGAA 17285-B	SW 447662	C8HZ 17285-D	SW 448734	C1TT 17322-C		
SW 447276		TVAA 17285-A	SW 447663	C8HZ 17285-E	SW 448735	C1TT 17322-D		
SW 447277		TVAA 17285-B	SW 447701	D4HZ 17285-A	SW 448736	C1TT 17322-E		
SW 447291		TGAA 17285-C	SW 447702	D4HZ 17285-B	SW 448737	C1TT 17322-F		
SW 447336		B8T 17285-A	SW 447703	D4HZ 17285-C	SW 448738	C1TT 17322-G		
SW 447386		B8T 17285-A	SW 447704	D4HZ 17285-D	SW 448739	C1TT 17322-H		
SW 447387		B8QH 17285-A	SW 447705	D4HZ 17285-E	SW 448740	C1TT 17322-J		
SW 447412		C7TZ 17285-F	SW 447721	D4HZ 17285-N	SW 448741	C1TT 17322-K		
SW 447414		B8QH 17285-B	SW 447722	D4HZ 17285-P	SW 448742	C1TT 17322-L		
SW 447417		C7TZ 17285-G	SW 447723	D4HZ 17285-R	SW 448743	C1TT 17322-M		
SW 447430		B9TT 17285-B	SW 447724	D4HZ 17285-S	SW 448745	C1TT 17322-R		
SW 447431		B9TT 17285-B	SW 447725	D4HZ 17285-L	SW 448746	C1TT 17322-S		
SW 447437		C0TT 17285-A	SW 447726	D4HZ 17285-T	SW 448747	C1TT 17322-T		
SW 447454		C0TP 17285-A	SW 447727	D4HZ 17285-M	SW 448748	C1TT 17322-U		
SW 447455		C7TZ 17285-E	SW 448203	7EQ 17271-A	SW 448749	C1TT 17322-V		
SW 447474		C1TT 17285-A	SW 448204	7EQ 17271-B	SW 448750	C2TZ 17322-AL		
SW 447475		C1TT 17285-B	SW 448205	7EQ 17271-C	SW 448751	C2TZ 17322-AM		
SW 447476		C1TT 17285-C	SW 448206	7EQH 17271	SW 448753	C1TT 17322-Y		
SW 447477		C1TT 17285-D	SW 448373	TGAA 17322-D	SW 448754	C1TT 17322-Z		
SW 447478		C1TT 17285-E	SW 448374	TGAA 17322-B	SW 448755	C1TT 17322-AA		
SW 447479		C2TZ 17285-F	SW 448375	TGAA 17322-A	SW 448756	C2TZ 17322-AR		
SW 447480		C2TZ 17285-G	SW 448376	TGAA 17322-C	SW 448757	C2TZ 17322-AS		
SW 447481		C1TT 17285-H	SW 448420	FAA 17374-A	SW 448758	C2TZ 17322-AT		
SW 447482		C1TT 17285-J	SW 448491	B6T 17322-A	SW 448760	C1TT 17322-AC		
SW 447483		C1TT 17285-K	SW 448504	B7C 17322-D	SW 448761	C1TT 17322-AD		
SW 447484		C3TZ 17285-A	SW 448505	D1TZ 17271-B	SW 448764	C1TT 17322-AY		
SW 447485		C3TZ 17285-B	SW 448533	C0AA 17271-L	SW 448765	C1TT 17322-AE		
SW 447486		C3TZ 17285-C	SW 448534	C0AA 17271-N	SW 448766	C1TT 17322-AF		
SW 447487		C1TT 17285-R	SW 448535	C0AA 17271-M	SW 448767	C1TT 17322-AG		
SW 447488		C1TT 17285-S	SW 448536	C0AA 17271-R	SW 448768	C1TT 17322-AZ		
SW 447489		C1TT 17285-T	SW 448538	B7A 17322-W	SW 448769	C1TT 17322-BA		

**1980/
FORD TRUCK PARTS**

STEWART WARNER SPEEDOMETER GEARS

C O D E	VENDOR		FORD		C O D E	VENDOR		FORD		C O D E	VENDOR		FORD	
	PART NUMBER		PART NUMBER			PART NUMBER		PART NUMBER			PART NUMBER		PART NUMBER	
SW	448770		C1TT	17322-BB	SW	890020		C6TZ	17322-L	SW	890123		C8HZ	17322-B
SW	448772		C1TT	17322-AJ	SW	890021		C6TZ	17322-M	SW	890124		C8HZ	17322-C
SW	448773		C1TT	17322-AK	SW	890022		C6TZ	17322-N	SW	890125		C8HZ	17322-D
SW	448775		C1TT	17322-BD	SW	890023		C6TZ	17322-R	SW	890126		C8HZ	17322-E
SW	448776		C1TT	17322-BE	SW	890051		C6TZ	17322-S	SW	890127		C8HZ	17322-F
SW	448782		C1TT	17322-BF	SW	890053		C6TZ	17322-U	SW	890128		C8HZ	17322-G
SW	448787		C7TZ	17322-F	SW	890054		C6TZ	17322-T	SW	890129		C8HZ	17322-H
SW	448788		C7TZ	17322-E	SW	890055		C6TZ	17322-Z	SW	890130		C8HZ	17322-J
SW	448789		C7TZ	17322-D	SW	890056		C6TZ	17322-AD	SW	890131		C8HZ	17322-K
SW	G 811394		B9A	10847-A	SW	890057		C6TZ	17322-V	SW	890132		C8HZ	17322-L
SW	818417 P		C6TZ	17373-A	SW	890058		C6TZ	17322-AC	SW	890133		C8HZ	17322-M
SW	819250		C7TZ	17322-A	SW	890059		C6TZ	17322-AB	SW	890210		D4HZ	17322-A
SW	819495		C7TZ	17322-C	SW	890060		C6TZ	17322-AA	SW	890211		D4HZ	17322-B
SW	823166		D0HZ	17322-A	SW	890061		C6TZ	17322-AJ	SW	890212		D4HZ	17322-C
SW	890008		C6TZ	17322-A	SW	890062		C6TZ	17322-AH	SW	890213		D4HZ	17322-D
SW	890009		C6TZ	17322-B	SW	890063		C6TZ	17322-AG	SW	890214		D4HZ	17322-E
SW	890010		C6TZ	17322-C	SW	890064		C6TZ	17322-AF	SW	890215		D4HZ	17322-F
SW	890011		C6TZ	17322-D	SW	890065		C6TZ	17322-AE	SW	890216		D4HZ	17322-G
SW	890012		C6TZ	17322-E	SW	890066		C6TZ	17322-Y	SW	890217		D4HZ	17322-H
SW	890013		C6TZ	17322-F	SW	890117		D2TZ	17322-A	SW	890218		D4HZ	17322-J
SW	890014		C6TZ	17322-G	SW	890118		D2TZ	17322-B	SW	890219		D4HZ	17322-K
SW	890016		C6TZ	17322-H	SW	890119		D2TZ	17322-C	SW	890220		D4HZ	17322-L
SW	890018		C6TZ	17322-J	SW	890120		D2TZ	17322-D	SW	890221		D4HZ	17322-M
SW	890019		C6TZ	17322-K	SW	890122		C8HZ	17322-A	SW	890222		D4HZ	17322-N

1980/
FORD TRUCK PARTS

ROCKWELL (TIMKEN) AXLE and RELATED PART NUMBERS

C O D E	VENDOR PART NUMBER	FORD PART NUMBER	C O D E	VENDOR PART NUMBER	FORD PART NUMBER	C O D E	VENDOR PART NUMBER	FORD PART NUMBER
T	3-X-308	376493-S	T	13X 15 S	E3HZ 4A192-A	T	20-X-430	7EQH 1118
T	4-X-1451	C2TZ 1118-B	T	WA 15	34806-S7-13	T	20-X-431	7EQH 1119
T	4-X-1617	D1TZ 3C142-A	T	15-X-1005	C4TZ 2056-B	T	20-X-481	C2TZ 1107-B
T	4-X-1628	D1HZ 1151-C	T	15-X-1115	D1TZ 3C134-A	T	20-X-482	C2TZ 1107-A
T	4-X-356	352759-S	T	15-X-1238	D1TZ 3C140-A	T	20-X-489	C5TZ 1119-D
T	4-X-356	C8TZ 1118-A	T	15-X-1239	D1TZ 3C140-B	T	20-X-490	C5TZ 1118-D
T	4-X-760	352728-S	T	15-X-1455	D3HZ 2248-B	T	20-X-58	B8QH 1118-A
T	4-X-809	BOQH 2043-A	T	15-X-1456	D3HZ 2248-A	T	20-X-588	C8TZ 1107-G
T	4-X-835	371931-S	T	15-X-1476	D5HZ 2248-A	T	20-X-589	C8TZ 1107-F
T	4-X-844	371448-S	T	15-X-208	O1T 1109	T	20-X-59	B8QH 1119-A
T	5-X-292	7EQ 1193	T	15-X-307	371127-S	T	20-X-592	TDAA 1118-A
T	5-X-347	09B 2029	T	15-X-430	C5TZ 2043-A	T	20-X-593	TDAA 1119-A
T	5-X-412	7EQ 3332	T	15-X-436	59D 2216	T	20-X-639	D8HZ 1119-A
T	5-X-431	78 3332-A1	T	15-X-479	350217-S	T	20-X-639	D8HZ 1119-A
T	5-X-457	09B 3178-B	T	15-X-656	372333-S2	T	20-X-640	D8HZ 1118-A
T	5-X-485	7EQ 1187	T	15-X-747	355812-S8	T	20-X-640	D8HZ 1118-A
T	5-X-640	371575-S	T	15-X-756	TDAA 2216-A	T	20-X-655	51 1108
T	5-X-642	B4QH 3125-B	T	15-X-758	8M 2248	T	20-X-656	51 1107
T	5-X-643	B4Q 3125-A	T	15-X-761	352202-S8	T	20-X-665	TCAA 1108-A
T	5-X-644	B4QH 3125-A	T	15-X-762	354537-S8	T	20-X-666	TCAA 1107-A
T	5-X-645	B5QH 3332-A	T	15-X-775	372335-S2	T	20-X-675	C4TZ 1107-B
T	5-X-648	B7T 3332-A	T	15-X-776	372334-S2	T	20-X-676	C4TZ 1107-A
T	5-X-649	B7QH 3332-C	T	15-X-812	370115-S8	T	20-X-720	C2TZ 1118-A
T	5-X-650	B7QH 3332-B	T	15-X-815	370112-S8	T	20-X-721	C2TZ 1119-A
T	5-X-651	B7QH 3332-A	T	15-X-832	C4TZ 2056-A	T	20-X-746	D2HZ 1107-A
T	5-X-654	B7T 3125-A	T	N 16 1	D7HZ 4571-A	T	20-X-747	D2HZ 1108-A
T	5-X-655	B7C 3125-A	T	NL 16 1	D4TZ 4571-A	T	20-X-760	C9HZ 1107-A
T	5-X-656	78 3332-A3	T	P 16	358039-S	T	20-X-761	C9HZ 1108-A
T	CPL 6 R-30	E2HZ 3815-A	T	WA 16	34807-S8	T	20-X-79	BB 1119
T	L 6 NLS20-22	E2HZ 3A526-C	T	16-X-1	70 3138	T	20-X-80	BB 1118
T	7-X-10	70 3122-C	T	16-X-131	TGAA 3138	T	20-X-831	C9TZ 1107-B
T	7-X-40	C1TZ 3122-A	T	16-X-202	B9T 3138-A	T	20-X-832	C9TZ 1107-A
T	7-X-41	C1TZ 3122-A	T	16-X-203	B9T 3138-B	T	20-X-996	C5TZ 1118-C
T	7-X-42	TYAS 3122-B	T	16-X-204	B9T 3138-C	T	20-X-997	C5TZ 1119-C
T	7-X-58	TGCB 33127-A	T	16-X-205	C6TZ 3138-A	T	26X 21	355774-S
T	7-X-59	TGCB 33127-B	T	9X 17	31526-S8	T	13X 22	356128-S
T	7-X-60	TGCB 33127-B	T	N 17	34671-S8	T	NL 25 1	D8HZ 4B322-A
T	7-X-65	C4TZ 3122-C	T	WA 17	34808-S8	T	WA 25	34826-S
T	7-X-66	C4TZ 3122-B	T	17-X-14	357149-S	T	13X 26	356077-S
T	7-X-67	C4TZ 3122-A	T	17-X-207	B2Q 2217-A	T	N 26	34030-S8
T	7-X-68	C5TZ 3122-D	T	9X 18	31519-S	T	NL 26 1	E1HZ 4322-A
T	7-X-69	C5TZ 3122-E	T	N 18 1	D7HZ 4A142-A	T	P 26	87710-S
T	7-X-70	C5TZ 3122-F	T	N 18 1P	370118-S8	T	WA 26	34827-S
T	7-X-71	C5TZ 3122-A	T	WA 18	34809-S8	T	WAFR 26 1	D4HZ 4343-C
T	7-X-72	C5TZ 3122-B	T	A2X 19	42771-S	T	WAR 26 2	D4HZ 4342-B
T	7-X-73	C5TZ 3122-C	T	N 19 1P	370119-S8	T	26-X-118	8Q 3145-A
T	7-X-8	70 3122-A	T	NL 19 1	D7HZ 4322-B	T	26-X-134	C5TZ 3145-A
T	7-X-9	70 3122-B	T	WA 19	34810-S7-8	T	26-X-135	C4TZ 3145-A
T	82N 02	B8QH 4710-A	T	CS-C7 20 11	D1TZ 3250-A	T	26-X-227	D1TZ 3C141-B
T	903 05 47516	E1HZ 3B676-C	T	20-X-1315	D5HZ 1119-B	T	14X 27	354281-S
T	A 10-X-468	355479-S	T	20-X-1316	D5HZ 1118-B	T	N 27	45313-S
T	10-X-486	350215-S	T	20-X-19	B8QH 1108-A	T	N 27 1	372360-S
T	10-X-694	D1TZ 1C107-A	T	20-X-20	B8QH 1107-A	T	NL 27 1	E2HZ 4322-A
T	82N 12	B8QH 4819-C	T	20-X-206	C1TZ 1118-A	T	SECR 27 4	D3HZ 4343-B
T	SHA-S 13 1-22	E1HZ 3A526-A	T	20-X-207	C1TZ 1119-A	T	155NYS 28 9	D9HZ 4851-A
T	SHA-S 13 1-25-3	E2HZ 3A526-B	T	20-X-208	7EQ 1118	T	62NLS 28 18	C5TZ 4841-A
T	SHS 13 30-26-5	E2HZ 3A526-A	T	20-X-209	7EQ 1119	T	72NYS 28 123	B8QH 4465-B
T	WA 14	34805-S8	T	20-X-405	D1TZ 1108-A	T	72NYS 28 123A	B8QH 4851-C

**1980/
FORD TRUCK PARTS**

CROSS REFERENCE LIST 127

ROCKWELL (TIMKEN) AXLE and RELATED PART NUMBERS

C O D E	VENDOR PART NUMBER	FORD PART NUMBER	C O D E	VENDOR PART NUMBER	FORD PART NUMBER	C O D E	VENDOR PART NUMBER	FORD PART NUMBER
T	82NYS 28 29A	D7HZ 4851-B	T	N 56	C1TT 4571-A	T	S 157	20367-S
T	N 28	34032-S7	T	14X 57	C1TT 4320-A	T	RV 158	60470-S
T	N 28 1	C3TZ 4322-C	T	N 58	351059-S	T	3X 159	353408-S
T	NL 28	C3TZ 4322-D	T	N 58 1	C3TA 4571-A	T	RV 159	60496-S
T	NL 28 1	C3TZ 4322-D			Use 351059-S	T	17X 161	63407-S
T	P 28	E3HZ 4N025-A	T	3X 59	20303-S	T	13X 163 S	D7HZ 4571-B
T	W 28 1	34032-S7	T	26X 67	371452-S7-8			351166-S
T	WANR 28 7	D3HZ 4342-B	T	N 68	371449-S7-8	T	T 163	D2HZ 3123-B
T	N 29	34033-S18	T	N 68 1	D8HZ 4A192-A	T	S 166 1	C3TZ 4A145-A
T	N 29 1	370117-S8	T	N 68 P	371449-S7-8	T	10X 167	BB 4216-C
T	N 29 1	4982-D	T	26X 71	371924-S	T	168	C5TZ 3111-B
T	N 29 1P	370117-S8	T	72N 72	C4TZ 4529-B	T	15X 168	BB 4216-C
T	4X 30	352761-S	T	16X 73	C1TT 4742-A	T	S 168	20389-S8
T	902 30 48662	E8HZ 3A526-C	T	16X 76	B8QH 4243-A	T	CVS 170	C8HZ 3814-B
T	155NYS 31 4	D9HZ 4351-A	T	16X 79	C3TZ 4243-A	T	4X 179	C3TZ 4336-A
T	18NYS 31 1	D1HZ 4351-C	T	16X 82	B8QH 4243-B	T	10X 180	350540-SA
T	72NYS 31 70A	B8QH 4351-A	T	3X 82	350616-S	T	T 182	D2HZ 3123-A
T	155NYS 32 2	D9HZ 4351-B	T	13X 90	351171-S	T	4X 186	88434-S
T	16NYS 32 13	D8HZ 4465-C	T	3X 96	355721-S	T	4X 187	352732-S
T	18NYS 32	D1HZ 4351-B	T	62 N7 3	C4TZ 4529-A	T	S 189	20413-S7-8
T	3X 32	350451-S	T	CP72 N9	B4TZ 4635-E	T	5X 191	C1TT 2A311-A
T	62NYS 32 4A	D0HZ 4851-E	T	A 102-H-418	B5QH 3281-A	T	199-F-2542	358366-S
T	72NLS 32 17	D4HZ 4841-C	T	26X 106	C3TZ 4A103-E			358048-S
T	72NLS 32 18	D4HZ 4841-B	T	N 110 1	D8HZ 4A142-A	T	3X 203	C3TZ 4332-F
T	72NLS 32 20	D3HZ 4841-A	T	N 110 P	33850-S2	T	A 205-F-664	7EQH 1175
T	72NLS 32 27	C5TZ 4841-H	T	NL 110 1	D8HZ 4322-C	T	205-F-665	7EQH 1180
T	72NLS 32 36	C5TZ 4841-H	T	WA 110	34811-S2	T	16X 208	C1TT 4742-C
T	72NLS 32 71DC1	D4HZ 4841-C	T	13X 111	C3TZ 4A100-E	T	T 208	C5TZ 3123-B
T	WAFR 32 4	D3HZ 4343-A	T	N 112	34675-S8	T	208-G-388	7EQH 1144
T	A 33-H-1135	B4Q 1104-A	T	P 112	353051-S	T	210 04	B4Q 4820-A
T	18NYS 34 1	D2HZ 4851-B	T	WA 112	34813-S	T	16X 210	C1TT 4742-B
T	72NYS 34 24A	C4TZ 4851-C	T	N 114	34677-S	T	N 210	34034-S18
T	82NYS 34 25A	C4TZ 4851-B	T	WA 114	34814-S	T	N 210 1	C1TT 4322-A
T	N 34	33795-S7	T	P 116	371923-S	T	NL 210 1	D8HZ 4322-B
T	N 35	33825-S	T	WA 116	34815-S	T	16X 211	C5TZ 4742-A
T	17NYS 36 A2	E6HZ 4851-D	T	26X 117	354271-S	T	N 212	45314-S
T	72NYS 36 17	D5HZ 4851-B	T	P 120	C3TZ 4281-A	T	P 212	353051-S
T	72NYS 36 84A	D7HZ 4851-C	T	KIT 122	7EQ 3111			358048-S
T	82NYS 36 30A	C3TZ 4351-F	T	26X 125	B8QH 4044-A	T	WA 212	34833-S
T	N 36 1	D8HZ 4322-A	T	26X 126	371531-S7-8	T	N 214 1	C3TZ 4A142-A
T	WA 38	34749-S	T	T 126	A8TZ 3123-A	T	W 214	45315-S
T	18NYS 39	D8HZ 4351-J	T	26X 129	C1TT 4393-A	T	N 216	C3TZ 4330-A
T	72NLS 40 14	C8HZ 4841-C	T	26X 131	91307-S8	T	P 216	87812-S
T	82NLS 40 27	C5TZ 4841-J	T	P 132	371457-S	T	26X 217	D4TZ 4393-A
T	DCD 40 1	D4HZ 4710-A	T	133-H-436	81W 3130	T	KIT 217	A8Q 1196-A
T	13X 41	C1TT 4391-A	T	10X 134	C1TT 4189-A	T	219-H-1576	7EQH 1126
T	14X 42	356099-S	T	N 140	33884-S8	T	219-H-1846	8QH 1126-A
		356035-S	T	KIT 141	BOQ 3111-A	T	P 220	371552-S7-8
T	19X 45	73973-S7	T	26X 142	C3TZ 4332-B	T	P 220	D7HZ 4281-A
T	19X 46	TBAA 4241-A	T	T 149	D2TZ 3123-A	T	PW 220	74121-S
T	19X 47	371926-S	T	KIT 150	B8QH 3111-A	T	PW 224	74125-S
T	N 48 1	C3TA 4571-B	T	KIT 151	B8QH 3111-B	T	PW 225	357948-S
		Use 370116-S	T	KIT 154	C2TZ 3111-G	T	A 227-F-286	7EQH 1181
T	N 49	33883-S	T	5X 155	BB 4662	T	229-F-1149	34811-S2
T	DCD 50 2	D3HZ 4710-A	T	KIT 155	B7QH 3111-B	T	229-F-767	356570-S
T	16X 51	C2TZ 4243-F	T	KITS 156 157	C4TZ 3111-B	T	229-F-885	7EQH 1124
T	13X 52	371925-S	T	17X 157	352128-S	T	K 235	72009-S
T	13X 52	371450-S	T	RV 157	60444-S	T	K 236	72016-S8

July, 1989

COPYRIGHT © 1989 — FORD MOTOR COMPANY — DEARBORN, MICHIGAN

New Issue

**1980/
FORD TRUCK PARTS**

ROCKWELL (TIMKEN) AXLE and RELATED PART NUMBERS

C O D E	VENDOR PART NUMBER	FORD PART NUMBER	C O D E	VENDOR PART NUMBER	FORD PART NUMBER	C O D E	VENDOR PART NUMBER	FORD PART NUMBER
T	KIT 237	D8HZ 4A573-A	T	A2 333-G-735	B5Q 1109-A	T	15X 404	353381-S
T	KIT 238	D8HZ 4A478-A	T	A 333-J-1024	B7Y 1104-B	T	15X 409	C1TT 4216-F
T	KIT 239	D8HZ 4A676-A	T	A 333-J-1102	C8HZ 1104-A	T	15X 410	C1TT 4216-G
T	15X 248	350545-S	T	A 333-J-1206	C5TZ 1104-C	T	N 410 1	33871-S18
T	K 248	72035-S7-8	T	A 333-J-738	7EQ 1104-B	T	N 410 1	D8HZ 4A142-B
T	15X 249	61 4216	T	A2 333-J-738	7EQ 1104-A	T	15X 411	C1TT 4216-H
T	15X 250	350522-S	T	A 333-K-1831	C9HZ 1104-C	T	15X 412	7EQ 4216-B
T	3X 252	355786-S	T	A 333-K-2169	D8HZ 1109-N	T	WA 412	34853-S7
T	S 254	20310-S8	T	A 333-L-1442	C5TZ 1109-M	T	15X 413	C1TT 4216-J
T	S 255	20326-S7	T	A 333-L-1832	C9HZ 1104-A	T	15X 416	7EQ 4216-A
T	S 255 D	C3TZ 4A144-A	T	A 333-M-1833	C9HZ 1104-B	T	5X 424	BB 4662
T	S 256 1	D8HZ 4A322-B	T	A5 333-N-1028	C8TZ 1104-B	T	15X 431	C1TT 4216-D
T	S 257	20366-S8	T	A 333-N-1704	C4TZ 1104-F	T	15X 432	C1TT 4216-E
T	K 258	72036-S7-8	T	A 333-N-175	D1TZ 1104-A	T	15X 479	C1TT 4216-B
T	S 258 1	D8HZ 4A322-C	T	A 333-N-1756	D1TZ 1104-A	T	493	B6Q 1243-A
T	S 264	20312-S7-8	T	A 333-Q-1707	C8TZ 1104-B	T	495	C1TT 4221-E
T	S 265 D	371445-S7-8	T	A 333-Q-537	B8QH 1104-A	T	10X 495	C3TZ 4189-C
T	S 265 DP	371445-S7-8	T	A 333-R-876	TUAA 1104-A	T	496	C1TT 4221-A
T	S 266 1	C3TZ 4A145-A	T	A 333-S-1189	C4TZ 1104-F	T	497	C1TT 4221-D
T	S 266 D	D2HZ 4399-A	T	A 333-S-2281	D8HZ 1109-R	T	498	81T 4221-M
T	S 267	20368-S	T	A1 333-V-1114	C2TZ 1109-A	T	10X 502	C3TZ 4216-E
T	S 267 1	D4TZ 4399-A	T	A 333-W-1011	B4T 1104-B	T	MWA 508	E7HZ 4N123-A
T	S 267 D	C3TZ 4399-D	T	A 333-W-1037	C4TZ 1104-B	T	MWA 510	E8HZ 4545-A
T	S 268 1	C3TZ 4399-B	T	A 333-W-985	C1TT 1109-A	T	N 510	33987-S18
T	S 269	20408-S7	T	A 333-Y-831	B5QH 1104-A	T	MWA 512	E7HZ 4545-A
T	S 269 1	C3TZ 4A140-B	T	A 333-Z-910	B5QH 1104-B	T	N 512	45302-S
T	15X 271	B8QH 4217-A	T	A5 333-Z-910	B9TT 1104-C	T	N 514	45304-S8
T	15X 272	B8QH 4217-C	T	3X 338	352762-S	T	N 514 P	45304-S8
T	S 278 1	D7HZ 4399-B	T	3X 338	D8HZ 4332-B	T	MWA 516	E8HZ 4A147-A
T	S 278 D	371920-S	T	4X 346	357744-S	T	X 518	356086-S
T	15X 283	C1TT 4216-N	T	362 A	B6J 1243-A	T	10X 525	C3TZ 4347-A
T	S 286 D	C3TZ 4399-A	T	4X 366	C1TT 4336-B	T	10X 528	C3TZ 4347-F
T	286-H-229	7EQH 1165	T	368	B6J 1244-A	T	WA 540 10	D3HZ 4342-A
T	286-H-326	TDAA 1165-A	T	372-F-214	C3TZ 2816-A	T	4X 541	357742-S
T	15X 290	B8QH 4217-B	T	372-G-85	D1TZ 2816-A	T	X 541	33799-S7
T	3X 295	357300-S	T	372-J-218	C3TZ 2816-B	T	10X 542	351689-S
T	3X 296	C3TZ 4A153-A	T	372-X-154	C1TT 2816-E	T	10X 544	C5TZ 4321-B
T	A1 302-A-469	7EQ 2302	T	372-X-180X	C1TT 2816-D			C8TZ 4321-B
T	A1 302-Z-468	7EQ 2303	T	372-Y-311X	D0HZ 2816-A			373063-S
T	3X 310	C3TZ 4382-A	T	373-P-172	C1TT 2816-F	T	10X 545	C1TT 4321-A
T	WA 310	357493-S	T	RV 376	64665-S	T	10X 546	C1TT 4321-B
T	MN 312 1	E8HZ 4571-A	T	RV 377	64696-S	T	10X 554	370314-S
T	KIT 315	C8TZ 4237-A	T	382	B5Y 4222-A	T	10X 567	352465-S
T	KIT 316	C8TZ 4237-B	T	382 S	B5D 4222-A	T	10X 568	353400-S
T	KIT 325	D8HZ 4237-A	T	10X 382	C1TT 4189-A	T	10X 569	353401-S
T	A 333-A-1015	B7T 1104-A	T	10X 383	TDAA 4189-A	T	10X 570	TCAA 4216-A
T	A1 333-A-1041	B7J 1104-A	T	385 A	D7HZ 4221-A	T	KIT 570	D8HZ 4982-A
T	A 333-A-1743	D0TZ 1109-E	T	RV 386	352199-S	T	15X 580	C3TZ 4216-A
T	A 333-B-1432	C5TZ 1109-N	T	387 A	TCAA 1244-A	T	581	C3TZ 4221-C
T	A 333-B-1718	C9TZ 1104-A	T	387 AS	C7TZ 1244-A	T	15X 583	C3TZ 4321-H
T	A 333-B-886	B8QH 1109-A	T	387 S	D1TZ 1239-A	T	15X 587	D5HZ 4216-A
T	A 333-C-861	B5Q 1104-A	T	15X 387 S	E5HZ 4399-A	T	5X 591 S	D8HZ 4476-A
T	A 333-D-1434	C5TZ 1109-L	T	RV 388 S	371553-S	T	15X 594	353433-S
T	A 333-D-680	C1TZ 1109-A	T	392	D7HZ 4221-B	T	A3M 601	C8TZ 4010-E
T	A19 333-E-915	B9TT 1109-A	T	394 A	D7HZ 4222-A	T	SN 613	C3TZ 4A155-B
T	A 333-E-993	C2TZ 1104-A	T	394 AS	TDAA 4222-A	T	SN 613 1	D7HZ 4A155-A
T	A 333-F-1436	C5TZ 1109-P	T	395	B3TZ 4221-B	T	618	C3TZ 4107-A
T	A1 333-G-1021	B7C 1104-A	T	KIT 397	D7HZ 4237-A	T	4X 622	352710-S

1980/
FORD TRUCK PARTS

CROSS REFERENCE LIST 129

ROCKWELL (TIMKEN) AXLE and RELATED PART NUMBERS

C O D E	VENDOR PART NUMBER	FORD PART NUMBER	C O D E	VENDOR PART NUMBER	FORD PART NUMBER	C O D E	VENDOR PART NUMBER	FORD PART NUMBER
T	4X 625	352731-S	T	SC 819	B7TZ 1151-A	T	43X 1010 S	E7HZ 4143-B
T	4X 626	352711-S	T	SC 820 1	D1HZ 1151-B	T	40X 1015 S	E8HZ 4391-A
T	10X 627	358909-S			350286-S	T	SN 1018 1	D8HZ 4323-J
T	4X 627	352712-S	T	15X 849	C3TZ 4585-A	T	SN 1019 1	E8HZ 4323-A
T	10X 628	358910-S	T	15X 850	C3TZ 4216-D	T	41X 1020 S	E8HZ 4189-A
T	10X 629	358912-S	T	15X 851	C1TT 4332-A	T	SN 1020 1	D8HZ 4323-H
T	10X 631	C3TZ 4216-M	T	15X 856	C3TZ 4558-C	T	SN 1021	C1TZ 4323-A
T	10X 632	358911-S	T	4X 857	371447-S	T	SN 1021 1	D8HZ 4323-A
T	10X 633	C1TT 4560-A	T	15X 864	371446-S	T	SN 1023	C6TZ 4323-A
T	653	B8QH 4222-D	T	15X 884	C3TZ 4189-D	T	41X 1024 S	E8HZ 4K198-A
T	15X 654	353632-S	T	4X 895	370648-S	T	4X 1024	357740-S
T	X 654	7EQ 3138	T	15X 899	C5TZ 4216-A	T	SC 1024 1	E0HZ 1151-A
T	15X 659	C1TT 4558-D	T	CP5 8WB 17	D1TZ 3249-A	T	SN 1024 1	E9HZ 4323-A
T	15X 664	371446-S8	T	4X 901	352763-S	T	15X 1025	C1TZ 4189-A
T	665	B8QH 4221-E	T	902 02-25921	C6TZ 3A526-A	T	40X 1025 S	E7HZ 4320-A
T	15X 667	C3TZ 4217-B	T	902 02-29466	C6TZ 3A526-B	T	4X 1025	357741-S
T	10X 668	359356-S	T	902 05-46166	E2HZ 3B676-A	T	SN 1025	D3HZ 4323-A
T	15X 668	C3TZ 4216-N	T	902 07-30030	C6TZ 3B676-C	T	15X 1026	B3TZ 4189-A
T	15X 670	C1TT 4216-C	T	902 30-21465	C3TZ 3A526-D	T	40X 1026 S	E7HZ 4320-C
T	672	C3TZ 4222-A	T	902 30-23955	C4TZ 3A526-B	T	10X 1027	D4TZ 4560-A
T	683	C3TZ 4221-A	T	902 30-25921	C6TZ 3A526-H	T	40X 1027 S	E7HZ 4320-D
T	4X 696	C1TT 4324-A	T	902 30-29466	C6TZ 3A526-F	T	10X 1028	33838-S
T	10X 700	C1TT 4347-C	T	902 30-29929	C6TZ 3A526-G	T	10X 1028	E1HZ 4560-A
T	10X 711	C3TZ 4216-F	T	902 30-31041X	C6TZ 3A526-J	T	SN 1031	C6TZ 4323-B
T	SN 714 1	E7HZ 4323-A	T	902 58-30030	C6TZ 3A526-E	T	5X 1034 S	E8HZ 4N431-A
T	SC 716	B7TZ 1151-B	T	902 58-30921	C7TZ 3A526-C	T	SN 1037	C6TZ 4323-C
T	SN 716	352763-S	T	902 58-31724	C7TZ 3A526-D	T	41X 1043 S	E8HZ 4560-A
		33946-S	T	902 61-33984	C9TZ 3A526-B	T	4X 1045	C3TZ 4323-G
T	10X 720 S	E1HZ 4560-B	T	902 61-33985	C9TZ 3A526-A	T	4X 1049	353419-S
T	10X 728	E2HZ 4323-A	T	902 78-31820	C6TZ 3A526-L	T	4X 1050	370316-S
T	10X 738	C3TZ 4216-G	T	15X 902	C1TT 4216-R	T	4X 1051	C1TT 4323-A
T	15X 746	371929-S	T	4X 902	353409-S	T	4X 1054	370315-S
T	15X 749	C1TT 4216-B	T	903 01-46165	E1HZ 3814-A	T	4X 1054	353453-S
T	15X 750	C1TT 4585-A	T	903 05-46166	E2HZ 3B676-A	T	15X 1055	C6TZ 4A140-C
T	S 757 S	24682-S	T	15X 906	C1TT 4216-T	T	44X 1066 S	E7HZ 4K034-C
T	15X 760	C1TT 4216-A	T	15X 924	C2TZ 4216-D	T	42X 1076 S	E7HZ 4146-A
T	S 768 S	36094-S	T	15X 925	C2TZ 4216-C	T	41X 1077 S	E7HZ 4216-D
T	S 769	25942-S	T	15X 926	B7TZ 4216-A	T	41X 1078 S	E7HZ 4216-A
T	15X 777	C1TT 4216-L	T	15X 927	B7TZ 4216-B	T	42X 1078 S	E7HZ 4K147-A
T	15X 779	C1TT 4216-M	T	KIT 930	D1HZ 1125-F	T	15X 1083	D7HZ 4216-B
T	15X 786	C1TT 4558-B	T	KIT 947	E0HZ 4982-A	T	40X 1091 S	E7HZ 4L034-A
T	15X 787	357594-S	T	A15X 964	C1TZ 4558-A	T	40X 1093 S	E7HZ 4391-A
T	S 788 S	355816-S7	T	4X 972	356667-S	T	40X 1094 S	E7HZ 4320-B
T	15X 795	C3TA 4189-A			356669-S	T	40X 1095 S	E7HZ 4320-E
T	15X 796	C3TZ 4558-C	T	4X 974	356666-S	T	1107-A-79	TGAA 3332-A
T	15X 797	C3TZ 4189-B	T	985 30-33890	C8HZ 3A526-A	T	1107-B-80	8Q 2238
T	15X 798	C5TZ 4321-A	T	KIT 997	D3TZ 4216-D	T	1107-D-56	D8HZ 2054-B
T	15X 800	C3TZ 4216-B	T	CP82 N12	B8QH 4635-A	T	1107-J-62	78 3336
T	15X 803	C3TZ 4216-C	T	CP82 N13	B8QH 4635-B	T	1107-K-89	B5QH 3332-B
T	15X 805	370113-S8	T	CP82 N59	D3HZ 4635-C	T	1107-X-76	TFAA 3332-A
T	15X 808	370110-S8	T	CP82 N60	D3HZ 4635-D	T	1107-Y-77	59T 3332
T	15X 809	370111-S8	T	CP72 N69	D3HZ 4635-A	T	1107-Z-78	8Q 3332
T	SN 815 1	D7HZ 4323-B	T	C72 N71	D3HZ 4635-B	T	15X 1132	C8TZ 4321-B
T	SN 816 1	D7HZ 4323-C	T	45X 1003 S	E7HZ 4N282-B	T	15X 1138	C8TZ 4216-B
T	SN 817	C0TZ 4323-A	T	42X 1004 S	E9HZ 4545-A	T	15X 1139	C8TZ 4216-A
T	15X 818	352155-S8	T	45X 1004 S	E7HZ 4N282-A	T	40X 1145 S	E8HZ 4320-A
T	SN 818	C8TZ 4323-D	T	43X 1006 S	E8HZ 4K565-A	T	41X 1149 S	E7HZ 4216-B
T	15X 819	A9A 4046-A	T	43X 1007 S	E8HZ 4A095-A	T	4X 1149	357725-S

July, 1989

COPYRIGHT © 1989 — FORD MOTOR COMPANY — DEARBORN, MICHIGAN

New Issue

**1980/
FORD TRUCK PARTS**

ROCKWELL (TIMKEN) AXLE and RELATED PART NUMBERS

C O D E	VENDOR PART NUMBER	FORD PART NUMBER	C O D E	VENDOR PART NUMBER	FORD PART NUMBER	C O D E	VENDOR PART NUMBER	FORD PART NUMBER
T	41X 1150 S	E7HZ 4189-A	T	1199-V-1712	C1TT 4570-A	T	1205-R-278	BB 1180-C
T	4X 1150	357727-S	T	1199-V-698	7EQ 2276	T	A 1205-S-1527	D6TZ 4676-A
T	41X 1151 S	E7HZ 4558-C	T	1199-W-1687	TGBV 3113-A	T	A 1205-S-669	TGAA 1190-A
T	4X 1151	357726-S	T	1199-X-1610	C5TZ 4058-A	T	A 1205-T-1242	D1TZ 7B215-B
T	41X 1152 S	E7HZ 4558-B	T	1199-X-2182	C7TZ 2092-A	T	A 1205-T-436	B8QH 1190-A
T	41X 1153 S	E7HZ 4558-D	T	1199-X-674	92039-S	T	A 1205-T-722	B4Q 1175-B
T	41X 1154 S	E7HZ 4558-A	T	1199-Y-1715	C1TT 4588-B	T	A 1205-U-1061	E2HZ 1177-A
T	41X 1155 S	E7HZ 4189-B	T	1199-Y-1975	C1TT 4588-A	T	A 1205-U-1061	E2HZ 1177-A
T	41X 1157 S	E7HZ 4K034-B	T	1199-Y-2027	C5TZ 3113-A	T	A 1205-U-1685	E1HZ 4676-A
T	41X 1158 S	E7HZ 4K034-A	T	1199-Z-1430	C1TT 4627-A	T	A 1205-U-1945 S	E7HZ 4676-A
T	15X 1167	D3HZ 4189-A	T	A 1199-Z-3328 S	D8HZ 4A318-A	T	A 1205-U-515	7EQ 4676
T	4X 1178	357756-S	T	41X 1204 S	E8HZ 4560-C	T	A 1205-V-1062	D1TZ 1190-A
T	1198-V-1712	C1TT 4570-A	T	A 1205-A-1925 S	E5HZ 4478-A	T	A 1205-V-1374 S	D8HZ 4478-A
T	1199-A-1821	356080-S32	T	A 1205-B-1042	D1TZ 3171-A	T	A 1205-V-724	TCAA 1175-A
T	1199-B-1640	TCAA 1120-A	T	A 1205-B-1198	D5HZ 4676-A	T	A 1205-V-750	B7C 1190-A
T	1199-B-3226	D1TZ 3C136-A	T	A 1205-B-1328 S	D8HZ 4676-A	T	A 1205-W-1895 S	E4HZ 4573-A
T	1199-C-1641	TCAA 1121-A	T	A 1205-B-1926 S	E5HZ 4573-A	T	1205-W-205	C1TT 2A312-A
T	1199-D-758	7EQ 2080	T	A 1205-B-574	7EQ 1175-A	T	A 1205-W-361	61 1175
T	A 1199-E-1253	7EQH 1174	T	1205-B-704	353920-S	T	A 1205-W-751	B7T 1190-A
T	1199-E-1357	8QH 22037-A	T	1205-B-782	C1TT 3125-A	T	A 1205-X-1896 S	E4HZ 4478-A
T	A 1199-E-759	7EQ 2042	T	1205-C-705	353921-S8	T	1205-X-362	61 1180
T	A 1199-F-1696	D7HZ 1174-A	T	A 1205-D-1044	D1TZ 3254-A	T	A 1205-X-596	D7HZ 1181-A
T	1199-G-111	BB 1121	T	A 1205-D-1928 S	E5HZ 4676-B	T	1205-X-726	C4TZ 2330-A
T	A 1199-G-1645	B4Q 1174-A	T	A 1205-D-368	O1Y 4676	T	A 1205-X-752	B7Y 1190-A
T	1199-G-3725	D5HZ 2023-A	T	A 1205-E-1227	D8HZ 4573-A	T	1205-X-960	C8TZ 4676-B
T	1199-H-112	BB 1120	T	A 1205-E-1929 S	E5HZ 4676-C	T	A 1205-X-960	C8TZ 4676-B
T	1199-H-1334	8Q 2208	T	A 1205-E-707	B4T 1181-A	T	A 1205-Y-1091	D1TZ 1190-B
T	1199-H-1672	TUBV 3113-A	T	A 1205-F-682	TBAA 4676-A	T	A 1205-Y-1897 S	E4HZ 4676-A
T	1199-H-1906	B7A 4670-A	T	A 1205-F-698	8T 4676-A	T	1205-Y-727	C3TZ 4676-C
T	1199-J-114	BB 1132	T	A 1205-G-683	TCAA 4676-A	T	1205-Z-728	C3TZ 4674-F
T	1199-J-1258	8MB 3113	T	A 1205-G-736	B6J 1175-A	T	A 1205-Z-780	C5TZ 1190-B
T	1199-J-1336	8T 2208	T	A 1205-G-757	B9TT 4676-A	T	1206-M-65	91A 2203
T	1199-J-166	D1TZ 7034-A	T	A 1205-H-762	C4TZ 1190-A	T	41X 1208 S	E8HZ 4585-A
T	A 1199-J-166	D1TZ 7034-A	T	A 1205-J-1544 S	D7HZ 4676-A	T	41X 1209 S	E8HZ 4399-A
T	1199-K-115	BB 1133	T	1205-J-192	O9B 3174	T	1218-G-85	B8QH 2341-A
T	1199-K-1610	12000110	T	A 1205-J-1934 S	E3HZ 4676-E	T	1218-L-90	C1TZ 3277-A
T	1199-M-1105	D1TZ 17K253-A	T	A 1205-K-167	O1T 4676-A	T	1218-M-13	O9B 3277
T	1199-M-117	BB 1135	T	A 1205-K-1779	E2HZ 4478-A			C1TZ 3277-A
T	1199-M-2015	COTT 4022-A	T	1205-K-193	O9B 3288	T	1218-N-66	C1TT 3332-A
T	1199-M-2457	D7HZ 4143-A	T	A 1205-K-635	8T 4676-B	T	1218-T-46	7EQ 3309
T	1199-M-585	C3TZ 4A125-A	T	1205-K-713	C3TZ 4478-B	T	A 1218-Y-51	C2TZ 4A033-A
T	1199-N-118	BB 1134	T	A 1205-K-713	C3TZ 4478-B			C3TZ 4A033-A
T	1199-N-1860	87901-S8	T	A 1205-K-714	O1T 4676-A	T	1220-H-34	C3TZ 4143-A
T	1199-N-2094	C3TZ 4321-E	T	A 1205-K-739	B6Q 1175-A	T	1220-K-89 S	E7HZ 4143-A
T	A 1199-P-1394	B7T 7034-A	T	1205-L-298	7EQ 1191	T	1220-L-38	B5Y 4143-A
T	1199-P-2096	C3TZ 4321-F	T	A 1205-L-714	C1TT 4573-A	T	1221-C-29	BB 4626-D
T	1199-Q-1135	7EQ 2371	T	A 1205-L-766	C7TZ 4573-A	T	1225-A-417	B8TZ 3110-A
T	A 1199-Q-1785	B6Q 1174-A	T	1205-M-299	7EQ 1192	T	1225-A-443	C3TZ 3B087-A
T	1199-R-2176	C2TZ 4143-A	T	A 1205-M-325 S	D7HZ 4573-A	T	1225-B-366	TGAA 3110-A
T	1199-R-3346 S	D8HZ 4581-A	T	A 1205-M-741	B6T 1181-A	T	1225-B-444	C3TZ 2237-A
T	A 1199-S-1709	DOHZ 4N025-A	T	A 1205-P-1368 S	D8HZ 4573-B	T	1225-B-496	C7TZ 2B087-A
T	1199-S-695	7EQ 2277	T	A 1205-P-1602	D8HZ 2B03B-A	T	1225-B-522	C3TZ 3110-B
T	1199-T-1788	78 2102	T	A 1205-P-1914 S	E5HZ 4676-A	T	1225-C-367	TGAA 3109-A
T	1199-T-2854	D1TZ 3C135-A	T	A 1205-P-276	BB 1175-C	T	1225-C-393	B9TT 3109-A
T	1199-U-1139	7EQ 2346	T	A 1205-P-770	B8A 4676-B	T	1225-C-523	C5TZ 3110-C
T	1199-U-1399	357301-S	T	A 1205-Q-1655	D3HZ 4478-A	T	1225-D-212	C3TZ 4A126-A
T	1199-U-3765	D7HZ 2045-A	T	A 1205-Q-1915	E4HZ 4676-B	T	1225-D-394	B9TT 3110-B
T	1199-V-1400	TGAA 3113-A	T	1205-Q-693	O9B 2127	T	1225-D-446	C1TT 4394-A

**1980/
FORD TRUCK PARTS**

ROCKWELL (TIMKEN) AXLE and RELATED PART NUMBERS

C O D E	VENDOR PART NUMBER	FORD PART NUMBER	C O D E	VENDOR PART NUMBER	FORD PART NUMBER	C O D E	VENDOR PART NUMBER	FORD PART NUMBER
T	1225-E-395	B0TZ 3110-A	T	1227-N-586	C3TZ 4322-A	T	1228-L-194	C3TZ 4424-A
T	1225-E-499 X	C2TZ 3110-A	T	1227-N-898 S	D8HZ 4320-A	T	1228-L-298	C6TZ 4625-A
T	1225-F-396	B7TZ 3110-A	T	1227-O-940	D4HZ 4320-A	T	1228-N-66	61 4625
T	1225-F-422	B7T 3110-A	T	1227-P-1056 S	E8HZ 4K201-A	T	A 1228-P-1004 S	E9HZ 4625-A
T	1225-F-448	C6TZ 3110-A	T	1227-P-770	C8TZ 4320-B	T	1228-Q-641	E7HZ 4222-A
T	1225-F-500 X	C2TZ 3110-C	T	1227-Q-901 S	D8HZ 4320-B	T	1228-R-200	C7TZ 4475-A
T	1225-G-501 X	C2TZ 3110-D	T	1227-R-18	351156-S	T	1228-R-252	B7A 4625-A
T	1225-G-761 K	C9TZ 3110-C	T	1227-R-330	D5HZ 4254-A	T	1228-R-408	C1TT 7118-A
T	1225-H-86	B8QH 2290-A	T	1227-R-434	354144-S	T	A1 1228-R-486 S	D7HZ 4615-A
T	1225-J-218	8QH 2290	T	1227-R-460	351025-S7	T	1228-R-642	E7HZ 4221-A
T	1225-J-348	B3TZ 3110-A	T	1227-R-486	372631-S	T	1228-S-253	8M 1225
T	1225-K-349	8MB 3109	T	1227-R-902 S	D8HZ 4320-C	T	1228-S-409	D1TZ 7065-A
T	1225-K-427	B7Y 3110-A	T	1227-S-305	B8QH 4252-B	T	1228-S-591	B8QH 4616-B
T	1225-L-428	B7C 3110-A	T	A 1227-S-305	B8QH 4255-A	T	1228-T-254	C3TZ 4423-A
T	1225-M-403	C1TT 4575-A	T	1227-S-435	351154-S	T	1228-T-46	BB 4625-B
T	1225-M-897	D8HZ 2237-A	T	1227-T-306	C3TZ 4320-A	T	1228-T-566	E8HZ 4625-A
T	1225-N-378	B8QH 2237-A	T	1227-T-410	357302-S	T	1228-T-592	C1TT 4621-A
T	1225-P-94	B8QH 2290-B	T	1227-T-436	C1TT 4320-B	T	1228-U-593	E7HZ 4616-A
T	1225-Q-485	C3TZ 4575-A	T	1227-T-462	34424-S7	T	1228-V-204	C1TT 4559-A
T	1225-Q-95	8QH 2028	T	1227-T-540	7EQ 4255	T	1228-V-594	E7HZ 4621-C
T	1225-R-122	09B 2290	T	1227-U-151	C3TZ 4A154-A	T	1228-W-179	C3TZ 4615-A
T	1225-S-331	8J 3110-B	T	1227-U-411	356135-S	T	1228-W-595	E7HZ 4222-F
T	1225-U-218	8QH 2290	T	1227-U-541	C9HZ 3295-A	T	1228-X-154	D8HZ 4625-B
T	1225-U-437	C1TT 3109-A	T	1227-V-386	351025-S	T	1228-X-596	E7HZ 4221-G
T	1225-V-750	C9TZ 3110-B	T	1227-W-439	34447-S2	T	1228-X-648	C1TT 4628-A
T	1225-Y-337	B5TZ 3110-A	T	1227-W-517	D5HZ 4255-A	T	1228-Y-597	E7HZ 4222-E
T	1225-Z-234	A8TZ 3110-A	T	1227-Y-571	C5TZ 3104-A	T	1228-Z-234	TAAA 3123-A
T	1225-Z-338	B5QH 3109-A	T	1227-Z-1040	D7HZ 4255-A	T	1228-Z-260	C1TT 4392-A
T	1225-Z-494X	C2TZ 3110-B	T	1227-Z-1066 S	D7HZ 4322-A	T	1228-Z-52	7EQ 4625-A
T	1226-V-1556	C1TT 4326-A	T	1227-Z-442	376495-S8	T	1228-Z-598	E7HZ 4221-F
T	A 1227-A-105	8Q 3294-A	T	1227-Z-936	D3HZ 4320-D	T	1228-Z-650 S	E7HZ 4621-B
T	1227-A-547	B8QH 4255-A	T	1228-A-235	TCAA 3123-A	T	1229-A-1301	C6TZ 4627-A
T	1227-A-937	D3HZ 4320-C	T	1228-A-261	D9HZ 4625-A	T	1229-A-1327	357472-S
T	1227-B-106	8EB 3276	T	1228-B-1042 S	E7HZ 4625-C	T	1229-A-1431	C1TT 4545-A
T	A 1227-C-107	B8QH 3294-A	T	1228-B-236	81T 3123-A2	T	1229-A-1561	C1TT 4545-A
T	1227-C-471	351152-S	T	1228-B-262	C3TZ 4625-A	T	1229-A-1587	373006-S
T	1227-C-549	C1TT 4255-A	T	1228-B-600	E7HZ 4222-D	T	1229-A-1613	C3TZ 4A148-A
T	1227-C-939	D3HZ 4320-B	T	A 1228-B-600	E7HZ 4221-E	T	1229-A-209	C3TZ 1124-B
T	1227-D-108	B8QH 3276-A	T	1228-C-1043	E7HZ 4222-G	T	1229-B-2237	D4HZ 4567-A
T	1227-D-1278 S	E7HZ 4322-A	T	A 1228-C-1043	E7HZ 4221-H	T	1229-A-2445	E2HZ 4326-A
T	1227-D-472	C3TZ 4391-A	T	1228-C-55	81T 4625-MA	T	1229-A-2653 S	D7HZ 4637-A
T	1227-D-940	D3HZ 4320-A	T	1228-C-575 S	E7HZ 4625-D	T	1229-A-3173 S	E7HZ 4230-E
T	1227-E-1045	D7HZ 4254-A	T	1228-D-1044 S	E7HZ 4625-B	T	1229-B-1016	351444-S
T	1227-F-162	C4TZ 3295-A	T	1228-D-186 B	D8HZ 1243-A	T	1229-B-1302	D3HZ 2318-A
T	1227-F-240	351130-S	T	1228-E-1045 S	E7HZ 4625-B	T	1229-B-1562	D9HZ 4667-A
T	1227-F-448	B8QH 4252-B	T	1228-F-240	C3TZ 4423-M	T	1229-B-1588	373007-S
T	1227-F-474	354573-S	T	1228-F-552 S	D8HZ 4625-A	T	1229-B-1666	D7HZ 4147-B
T	1227-G-475	370116-S8	T	1228-H-190	C3TZ 4A086-A	T	1229-B-2238	D4HZ 4567-B
T	1227-H-242	34445-S7-8	T	1228-H-268	C1TT 4625-B	T	1229-B-236	D8HZ 2138-A
T	1227-H-476	34670-S8	T	1228-H-580 S	E7HZ 4625-A	T	1229-B-2498	D5HZ 2054-A
T	1227-J-478	34445-S7-8	T	1228-H-606	E7HZ 4222-C	T	1229-B-2602 S	D8HZ 4593-A
T	1227-J-712	C3TZ 4320-B	T	A 1228-H-606	E7HZ 4221-C	T	1229-B-262	D8HZ 2027-A
T	1227-J-946 S	D7HZ 4320-B	T	1228-J-192	B8QH 7025-C	T	1229-B-3174 S	E7HZ 4228-E
T	1227-K-1051 S	D7HZ 4320-A	T	1228-J-192	C3TZ 4424-M	T	1229-B-770	351539-S8
T	1227-L-714	C8TZ 4320-A	T	1228-K-193	TCAA 4625-A	T	1229-B-990	351542-S
T	1227-M-117	B 4634	T	A1 1228-L-1000 S	E7HZ 4625-C	T	1229-C-1017 S	D8HZ 4A147-A
T	1227-M-455	C3TZ 4322-B	T	1228-L-1130	E7HZ 4222-B	T	1229-C-1407	371930-S
T	1227-M-949	C3TZ 4322-A	T	A 1228-L-1130	E7HZ 4221-B	T	1229-C-1459	B4T 1124-A

**1980/
FORD TRUCK PARTS**

ROCKWELL (TIMKEN) AXLE and RELATED PART NUMBERS

C O D E	VENDOR PART NUMBER	FORD PART NUMBER	C O D E	VENDOR PART NUMBER	FORD PART NUMBER	C O D E	VENDOR PART NUMBER	FORD PART NUMBER
T	1229-C-1511	D7HZ 4326-A	T	1229-J-1518	351505-S18	T	1229-P-1420	353917-S8
T	1229-C-1589	373008-S	T	1229-J-1622	C1TT 4228-B	T	1229-P-1446	C1TT 4567-D
T	1229-C-2057 S	D7HZ 4567-A	T	1229-J-1882	D3TZ 4668-A	T	1229-P-1524	34809-S8
T	1229-C-2239	D4HZ 4567-C	T	1229-J-2090	D1TZ 4627-A	T	1229-P-2356 S	D8HZ 4454-A
T	1229-C-497	C3TZ 4230-E	T	1229-J-2246	D4HZ 4567-J	T	1229-P-2434 S	D7HZ 4567-E
T	1229-C-991	C3TZ 4228-A	T	1229-J-478	B8QH 1195-A	T	1229-P-2590 S	D8HZ 4567-B
T	1229-D-1434	C3TZ 4545-G	T	1229-J-530	BB 4667	T	1229-P-302	C4TZ 2130-A
T	1229-D-1460	B6Y 1124-A	T	1229-J-842	01Y 4637	T	1229-P-4072 S	E8HZ 4454-A
T	1229-D-1590	B7A 4228-A	T	1229-J-868	371453-S7-8	T	1229-Q-1031	C1TT 4230-A
T	1229-D-2240	D4HZ 4567-D	T	1229-K-1519	B7T 1195-A	T	1229-Q-1395	TBAA 4637-A
T	1229-D-2942	E1HZ 2318-A	T	1229-K-1597	D1TZ 2A614-A	T	1229-Q-1463	C1TT 2130-A
T	1229-D-992	B8QH 4230-A	T	1229-K-1597	D1HZ 4A147-A	T	1229-Q-1525	34810-S7-8
T	1229-E-1071	C1TT 4637-A	T	1229-K-1623 S	D9HZ 4668-A	T	1229-Q-2435 S	D7HZ 4567-F
T	1229-E-1331	2Q 4637	T	1229-K-2143	C8TZ 4637-A	T	1229-Q-2591 S	D8HZ 4567-C
T	1229-E-1435	C3TZ 4545-E	T	1229-K-2247	D4HZ 4567-K	T	1229-Q-277	D8HZ 2054-A
T	1229-E-1461	34808-S8	T	1229-K-3001 S	E7HZ 4230-D	T	1229-Q-2851	E1HZ 4318-B
T	1229-E-1513	D7HZ 4A147-A	T	1229-K-3183 S	E7HZ 4L229-A	T	1229-Q-2877 S	E0HZ 4230-A
T	1229-E-1591	B7A 4230-A	T	1229-K-557	34948-S	T	1229-Q-2877 S	E0HZ 4230-B
T	1229-E-1669	356184-S	T	1229-K-843	01Y 4636	T	1229-Q-2929 S	E9HZ 4230-A
T	1229-E-2241	D4HZ 4567-E	T	1229-L-1026	7EQ 4230	T	1229-Q-433	TGAF 2138-A
T	1229-E-2657 S	D8HZ 4637-B	T	1229-L-1416	353916-S8	T	1229-Q-771	8QH 2138-A
T	1229-E-785	7EQ 3333	T	1229-L-1494	B7T 3334-A	T	1229-Q-901	01T 1124
T	1229-E-811	D5HZ 2236-A	T	1229-L-1546	C1TT 4567-E	T	1229-R-1006	356466-S
T	1229-E-993	B8QH 4228-A	T	1229-L-1598	C3TZ 4477-C	T	1229-R-1032	C1TT 4230-D
T	1229-F-1098	C3TZ 4A101-F	T	1229-L-1624	C3TZ 4668-A	T	1229-R-1214	352617-S
T	1229-F-1436	C3TZ 4545-B	T	1229-L-1936	C6TZ 4329-A	T	1229-R-122	8QH 2138-B
T	1229-F-1514 S	D7HZ 4147-A	T	1229-L-2430 S	D7HZ 4567-B	T	1229-R-1396	TCAA 4228-A
T	1229-F-1592	351588-S	T	1229-L-3002 S	E7HZ 4228-D	T	1229-R-1422	C3TZ 4A151-C
T	1229-F-1618	D0HZ 2236-A	T	1229-L-844	C1TT 2138-A	T	1229-R-1786 X	C3TZ 4329-A
T	1229-F-2242	D4HZ 4567-F	T	1229-M-1027	7EQ 4228	T	1229-R-200	C1TT 4475-A
T	1229-F-2658 S	D8HZ 4667-A	T	1229-M-1105	C3TZ 4A101-B	T	1229-R-2436 S	D7HZ 4567-G
T	1229-F-2918	E1HZ 4637-A	T	1229-M-1261	356693-S	T	1229-R-2592 S	D8HZ 4567-D
T	1229-F-474	8EB 1195	T	1229-M-1313	TBAA 4230-A			34941-S7
T	1229-G-1021	7EQ 1124	T	1229-M-1417	353915-S8	T	1229-R-3008 S	E7HZ 4230-A
T	1229-G-1333	C1TZ 4627-B	T	1229-M-1443	C1TT 4567-B	T	1229-R-512	34940-S7-8
T	1229-G-1359	B8QH 3276-B	T	1229-M-1495	B7QH 3334-A	T	1229-R-798	C1TT 4345-B
T	1229-G-1593	B7AZ 4627-A	T	1229-M-1599	C1TT 4390-A	T	1229-S-1189	7EQ 2331-B
T	1229-G-1619	C1TT 4228-C	T	1229-M-1625	C3TZ 4326-E	T	1229-S-1397	TCAA 4637-A
T	1229-G-2243	D4HZ 4567-G	T	1229-M-221	8QH 2054	T	1229-S-1449	C1TT 4587-A
T	1229-G-2763 S	D8HZ 4593-D	T	1229-M-2223	D1TZ 1195-A	T	1229-S-1605 S	D8HZ 4586-C
T	1229-G-2971	E1HZ 2138-C	T	1229-M-2431 S	D7HZ 4567-C	T	1229-S-2437 S	D7HZ 4567-H
T	1229-G-4063 S	E8HZ 4586-A	T	1229-M-2769 S	D8HZ 4454-E	T	1229-S-2593 S	D8HZ 4567-E
T	1229-G-475	8EB 3293	T	1229-M-313	TBAA 4230-A	T	1229-S-2697	E1HZ 2138-A
T	1229-H-1022	C1TT 4228-A	T	1229-M-4069	E6HZ 4454-A	T	1229-S-2931 S	E9HZ 4P560-A
T	1229-H-1548	372632-S	T	1229-N-1028	7EQ 4637	T	1229-S-721	C4TZ 1195-B
T	1229-H-1568	C4TZ 1195-A	T	1229-N-1262	356692-S	T	1229-S-825	61 4228
T	1229-H-1594 S	D8HZ 4454-B	T	1229-N-1314	TBAA 4228	T	1229-S-929	356477-S
T	1229-H-1620	C1TT 4567-C	T	1229-N-1418	353918-S8	T	1229-T-1034	C1TT 4228-D
T	1229-H-2062	C8TZ 4228-A	T	1229-N-1470	C1TT 4567-A	T	1229-T-1086	354264-S18
T	1229-H-216	8QH 2087	T	1229-N-1496	B7QH 3334-B	T	1229-T-1138	357307-S
T	1229-H-2244	D4HZ 4567-H	T	1229-N-1626	C3TZ 4326-A	T	1229-T-1450	C1TT 4586-A
T	1229-H-2686 S	D8HZ 4593-B	T	1229-N-1730	D8HZ 4586-A	T	1229-T-1554	C1TT 4326-C
T	1229-H-2764 S	D8HZ 4454-D	T	1229-N-222	356272-S8	T	1229-T-1606 S	D8HZ 4230-B
T	1229-H-3180 S	E7HZ 4L229-B	T	1229-N-2250	E1HZ 2138-B	T	1229-T-1736 S	D8HZ 4637-C
T	1229-H-476	B8QH 3293-A	T	1229-N-2432 S	D7HZ 4567-D	T	1229-T-2438 S	D7HZ 4567-J
T	1229-H-528	B 4636-A	T	1229-N-3004 S	E7HZ 4230-C	T	1229-T-2594 S	D8HZ 4567-F
T	1229-H-736	7EQ 1195	T	1229-P-1030	C1TT 4329-A	T	1229-T-2698 S	D7HZ 4637-B
T	1229-J-1232	8MB 3118	T	1229-P-1394	353430-S	T	1229-T-514	34942-S

**1980/
FORD TRUCK PARTS**

ROCKWELL (TIMKEN) AXLE and RELATED PART NUMBERS

C O D E	VENDOR PART NUMBER		FORD PART NUMBER		C O D E	VENDOR PART NUMBER		FORD PART NUMBER		C O D E	VENDOR PART NUMBER		FORD PART NUMBER	
T	1229-U-1061	8TH	4230	T	1229-Z-1118	D2HZ	4627-A	T	1244-N-508	8TH	4295-C			
T	1229-U-1087		354265-S18	T	1229-Z-1196	7RY	4230	T	1244-N-612	C3TA	4A002-F			
T	1229-U-1113	C1TZ	4627-B	T	1229-Z-1300		370317-S	T	1244-N-690	C5TZ	4295-E			
T	1229-U-1425	B5QH	3334-A	T	1229-Z-1326		357303-S	T	1244-N-898	C2TZ	3299-A			
T	1229-U-1503	C1TT	4326-B	T	1229-Z-1612	C3TZ	4228-B	T	1244-P-1498	D7HZ	4295-F			
T	1229-U-2439 S	D7HZ	4567-K	T	1229-Z-2574	D7HZ	4545-A	T	1244-P-484	7EQ	4295-M			
T	1229-U-2595 S	D8HZ	4567-G	T	1229-Z-2626 S	E7HZ	4L229-A	T	1244-P-510	8TH	4295-D			
T	1229-U-515		34943-S	T	1229-Z-3094 S	E4HZ	4230-A	T	1244-P-614	C3TA	4A002-C			
T	1229-U-723	79	4228	T	1229-Z-3172 S	E7HZ	4228-B	T	1244-P-692	C5TZ	4295-F			
T	1229-V-1010	C6TZ	4627-A	T	1229-Z-338	BB	4627	T	1244-Q-485	7EQ	4295-N			
T	1229-V-1088		354166-S18	T	1229-Z-910		371125-S	T	1244-Q-511	8TH	4295-E			
T	1229-V-1426	B5QH	3333-A	T	4X 1240	C3TZ	4323-F	T	1244-Q-693	C5TZ	4295-G			
T	1229-V-1556	D7HZ	4326-C	T	1244-A-261	01Y	4668	T	1244-Q-771	C3TZ	4295-K			
T	1229-V-1582	C1TT	3117-C	T	1244-A-521	8TH	4295-Q	T	1244-Q-797	C1TT	4578-A			
T	1229-V-1972 S	D8HZ	4230-A	T	1244-A-573	TCAA	4295-J	T	1244-R-486	7EQ	4295-P			
T	1229-V-2024	D3HZ	4228-A	T	1244-A-703	C3TZ	4A062-F	T	1244-R-512	8TH	4295-F			
T	1229-V-2570 S	D8HZ	4228-A	T	1244-A-755	C3TZ	4295-E	T	1244-R-642	C3TZ	2138-A			
T	1229-V-2596 S	D8HZ	4567-H	T	1244-B-522	8TH	4295-R	T	1244-R-694	C1TT	4295-A			
T	1229-V-334	7EQ	4627	T	1244-B-574	TCAA	4295-K	T	1244-R-772	C3TZ	4295-L			
T	1229-V-48	B8QH	1124-B	T	1244-B-756	C3TZ	4295-D	T	1244-S-487	7EQ	4295-Q			
T	1229-V-516		34944-S2	T	1244-C-575	TCAA	4295-L	T	1244-S-513	8TH	4295-G			
T	1229-V-516 S	D7HZ	4326-D	T	1244-D-394	7EQ	4295-A	T	1244-S-565	TCAA	4295-A			
			34947-S	T	1244-D-576	TCAA	4295-M	T	1244-S-617 X	C2TA	4A002-A			
T	1229-W-1011		351571-S	T	1244-E-395	7EQ	4295-B	T	1244-S-695	C1TT	4295-B			
T	1229-W-1033	8TH	4228	T	1244-E-577	TCAA	4295-N	T	1244-S-747	C1TT	3299-B			
T	1229-W-1063	8TH	4228	T	1244-E-629	B8QH	1213-A	T	1244-T-488	7EQ	4295-R			
T	1229-W-1141		354278-S	T	1244-E-863 X	C3TZ	4A002-A	T	1244-T-514	8TH	4295-H			
T	1229-W-1167	C1TT	4627-C	T	1244-F-1592	E1HZ	4A537-A	T	1244-T-566	TCAA	4295-B			
T	1229-W-1245 S	D7HZ	4345-A	T	1244-F-396	7EQ	4295-C	T	1244-T-618	C3TA	4A002-D			
T	1229-W-1401	C3TZ	4A151-D	T	1244-F-578	TCAA	4295-P	T	1244-T-696	C1TT	4295-C			
T	1229-W-1427	B5Y	4228-A	T	1244-G-1255	D1TZ	7A059-A	T	1244-U-515	8TH	4295-J			
T	1229-W-1505	D7HZ	4545-B	T	1244-G-397	7EQ	4295-D	T	1244-U-567	TCAA	4295-C			
T	1229-W-1531	B7J	1195-A	T	1244-G-579	TCAA	4295-R	T	1244-U-619	C3TA	4A002-E			
T	1229-W-1583	C1TT	3117-D	T	1244-G-787 S	D8HZ	4586-B	T	1244-U-697	C1TT	4295-D			
T	1229-W-2597 S	D8HZ	4567-J	T	1244-H-398	7EQ	4295-E	T	1244-V-1764 S	E8HZ	4586-B			
T	1229-W-2857 S	E0HZ	4228-C	T	1244-H-580	TCAA	4295-S	T	1244-V-516	8TH	4295-K			
T	1229-W-2857 S	E0HZ	4228-C	T	1244-J-1492	D7HZ	4295-A	T	1244-V-568	TCAA	4295-D			
T	1229-W-4131 S	E8HZ	4567-B	T	1244-J-166	7EQ	1194	T	1244-V-698	C1TT	4295-E			
T	1229-W-517		34945-S	T	1244-J-400	7EQ	4295-F	T	1244-V-750	C3TZ	4295-A			
T	1229-X-1402	C3TZ	4A151-B	T	1244-J-660	C3TZ	4295-M	T	1244-W-1765 S	E9HZ	4586-A			
T	1229-X-1532	B	1195	T	1244-J-686	C5TZ	4295-A	T	1244-W-517	8TH	4295-L			
T	1229-X-1584	C1TT	3117-E	T	1244-J-816	C5TZ	3299-A	T	1244-W-596	TCAA	4295-E			
T	1229-X-2598 S	D8HZ	4567-K	T	1244-K-1493	D7HZ	4295-B	T	1244-W-699	C1TT	4295-F			
T	1229-X-2754	D8HZ	4454-E	T	1244-K-401	7EQ	4295-G	T	1244-W-751	C3TZ	4295-J			
T	1229-X-2936	E1HZ	2138-D	T	1244-K-479	7EQ	4295-H	T	1244-W-985	C4TZ	3299-A			
T	1229-X-3014 S	E7HZ	4228-A	T	1244-K-687	C5TZ	4295-B	T	1244-X-518	8TH	4295-M			
T	1229-Y-1117		373010-S	T	1244-L-1494	D7HZ	4295-C	T	1244-X-570	TCAA	4295-F			
T	1229-Y-1299	B5TZ	4627-A	T	1244-L-480	7EQ	4295-J	T	1244-X-700	C1TT	4295-G			
T	1229-Y-1325	TGAA	1195-A	T	1244-L-506	8TH	4295-A	T	1244-X-726	C1TT	4582-A			
T	1229-Y-1507	D7HZ	4545-C	T	1244-L-688	C5TZ	4295-C	T	1244-X-752	C3TZ	4295-H			
T	1229-Y-1611	C3TZ	4228-C	T	1244-L-792	C3TZ	3299-A	T	1244-X-778	C3TZ	4295-C			
T	1229-Y-2443 S	D7HZ	4326-B	T	1244-M-1495	D7HZ	4295-D	T	1244-X-804	C1TT	3299-A			
T	1229-Y-2599 S	D8HZ	4567-L	T	1244-M-481	7EQ	4295-K	T	1244-Y-519	8TH	4295-N			
T	1229-Y-3015 S	E7HZ	4228-C	T	1244-M-507	8TH	4295-B	T	1244-Y-571	TCAA	4295-G			
T	1229-Y-3171 S	E7HZ	4230-B	T	1244-M-689	C5TZ	4295-D	T	1244-Y-701	C1TT	4577-A			
T	1229-Y-831	61	1124	T	1244-N-1496	D7HZ	4295-E	T	1244-Y-753	C3TZ	4295-F			
T	1229-Y-883	B6T	4228-A	T	1244-N-326	B8QH	1212-A	T	1244-Y-779	C3TZ	4295-B			
T	1229-Y-909	BOQH	2236-A	T	1244-N-482	7EQ	4295-L	T	1244-Z-520	8TH	4295-P			

**1980/
FORD TRUCK PARTS**

ROCKWELL (TIMKEN) AXLE and RELATED PART NUMBERS

C O D E	VENDOR PART NUMBER	FORD PART NUMBER	C O D E	VENDOR PART NUMBER	FORD PART NUMBER	C O D E	VENDOR PART NUMBER	FORD PART NUMBER
T	1244-Z-572	TCAA 4295-H	T	1259-H-34	B8QH 2027-A	T	15X 1503	D3TZ 4216-A
T	1244-Z-754	C3TZ 4295-G	T	1259-N-170	C1TT 2333-A	T	15X 1514 S	D8HZ 4216-D
T	1245-C-185	C1TT 2099-A	T	1259-N-274	E1HZ 2333-A	T	15X 1515 S	D8HZ 4216-E
T	1245-D-186	TAKAA 2099-A	T	1259-Q-251	D5HZ 2333-A	T	15X 1517 S	D7HZ 4216-C
T	1245-E-109	7EQ 2347	T	1259-R-200	C7TZ 2333-A	T	15X 1522 S	E0HZ 4558-C
T	1245-F-110	7EQ 2345	T	1259-R-252	D7HZ 2333-A	T	15X 1523	D8HZ 4558-B
T	1245-G-111	7EQ 2129	T	4X 1260	C3TZ 4323-B	T	NPS 1526	C1TZ 2A710-C
T	1245-K-193	8QH 2099-A			376561-S	T	15X 1558 S	E1HZ 4A140-D
T	1245-L-194	97015-S	T	4X 1264	376560-S	T	KIT 1588	D8HZ 4581-E
T	1245-W-75	B8QH 2028-A	T	41X 1275 S	E9HZ 4216-A	T	KIT 1594	E7HZ 4982-D
T	1246-B-28	C3TZ 4A106-A	T	15X 1306	C1TT 4585-A	T	KIT 1595	E7HZ 4982-C
T	1246-D-290	B8QH 1142-A	T	15X 1307	D3HZ 4216-A	T	15X 1606	E1HZ 4A140-E
T	1246-E-213	C3TZ 4A124-B	T	15X 1308	D3HZ 4216-B	T	RV 1611	60534-S
T	1246-H-1022 S	E7HZ 4K229-B	T	MYRT 1308 EM	B8QH 4625-B	T	S 1611	20449-S
T	1246-J-1024 S	E7HZ 4K229-C	T	15X 1309	D3TZ 4216-A	T	RV 1612	60546-S
T	1246-J-374	B4T 4256-A	T	15X 1310	D5HZ 4216-B	T	S 1612	20469-S8
T	1246-K-1025 S	E7HZ 4K229-A	T	15X 1311	D5HZ 4216-D	T	S 1613 D1P	371599-S8
T	1246-M-1131 S	E8HZ 4N560-A	T	15X 1312	D5HZ 4216-C	T	S 1613 P	20489-S
T	1246-M-351	C3TZ 4A166-A	T	15X 1315	D3HZ 4A144-A	T	E 1643	C6TZ 4851-P
T	1246-P-1134 S	E7HZ 4143-D	T	15X 1320	D3HZ 4558-A	T	1705-H-294	D3HZ 2B038-A
T	1246-T-306	7EQ 1142	T	15X 1326 S	D8HZ 4558-A	T	A 1705-K-219	C6TZ 2B009-A
T	1246-V-386	C3TZ 4A095-B	T	15X 1328	D7HZ 4A140-A	T	1705-L-116	C3TZ 2B028-A
T	1246-W-309	C5TZ 4146-A	T	15X 1329	D7HZ 4558-C	T	1705-M-143	C3TZ 2B038-A
T	1246-X-232	BB 1142-B	T	15X 1330 S	D7HZ 4585-A	T	A 1705-P-120	C3TZ 2B009-A
T	1246-X-284	B8QH 4053-A	T	15X 1337 S	D8HZ 4585-A	T	A 1705-W-127 X	C3TZ 2B009-B
T	1246-Y-389	C3TZ 4A149-A	T	15X 1349	C3TZ 4217-C	T	15X 1707	D8HZ 4558-C
T	1246-Z-286	C3TA 4256-A	T	4X 1352	359509-S	T	4X 1707 S	D8HZ 4A322-E
		B8QH 4256-A	T	L 1352	7EQ 3284	T	1707-A-1	C3TZ 2092-B
T	1250-A-183	357306-S	T	4X 1359 S	D8HZ 4323-B	T	1707-B-2	C3TZ 2092-A
T	1250-C-185 S	D7HZ 4N282-A	T	4X 1379	372430-S10	T	RV 1710	60523-S
T	1250-C-3	353410-S	T	KIT 1395 370	D8HZ 4209-M	T	RV 1711	60535-S
T	1250-C-419	D8HZ 2092-A	T	KIT 1395 410	D8HZ 4209-AH	T	S 1712	20471-S7
T	1250-C-471	D7HZ 4N282-A	T	KIT 1395 411	D8HZ 4209-P	T	S 1715	20517-S
T	1250-E-161	353089-S	T	KIT 1395 433	D8HZ 4209-S	T	1718-D-134	C3TZ 2B026-A
T	1250-E-187	TCAA 4281-A	T	KIT 1395 444	D8HZ 4209-V	T	1718-H-138	C4TZ 2066-A
T	1250-E-213	374506-S	T	KIT 1395 463	D8HZ 4209-X	T	1718-H-164 X	C3TZ 2B008-B
T	1250-E-473	D8HZ 4N282-B	T	KIT 1395 488	D8HZ 4209-Z	T	1718-J-114	354260-S
T	1250-F-214	374501-S	T	KIT 1395 529	D8HZ 4209-AB	T	1718-L-142	C3TZ 2B008-A
T	1250-F-318	D1TZ 3125-A	T	KIT 1395 617	D8HZ 4209-AD	T	1718-N-118	B6QH 2046-A
T	1250-J-192	C3TZ 4A102-E	T	KIT 1397 370	D8HZ 4209-L	T	1718-Y-103	B8QH 2356-A
T	1250-P-172	357308-S	T	KIT 1397 411	D8HZ 4209-N	T	1727-H-8	C3TZ 2B001-A
T	1250-P-198	C1TT 4046-A	T	KIT 1397 433	D8HZ 4209-R	T	1727-J-712	C3TZ 4320-B
		354279-S	T	KIT 1397 444	D8HZ 4209-T	T	1727-N-40	D0HZ 2B001-A
		358080-S	T	KIT 1397 463	D8HZ 4209-W	T	1729-B-262	C3TZ 2B032-A
T	1250-S-175	C4TZ 3125-A	T	KIT 1397 488	D8HZ 4209-Y	T	1729-T-228	351341-S7
T	1250-U-151	358077-S	T	KIT 1397 529	D8HZ 4209-AA	T	1729-U-281 X	C3TZ 2B010-A
T	1250-V-48	358014-S	T	KIT 1397 617	D8HZ 4209-AC	T	1745-B-2	B5Q 2042-A
T	A 1250-X-388	Use 353051-S	T	X 1421	351163-S	T	1759-M-13	B8QH 2333-A
T	1250-Z-182 S	D8HZ 4N282-B	T	15X 1438 S	E1HZ 4A140-C	T	1759-R-44	C4TZ 2027-A
T	4X 1253	C3TZ 4323-A	T	4X 1440	C3TZ 4321-G	T	1759-Y-25	B6Q 2027-A
T	1254-D-30	C3TZ 4A127-B	T	4X 1442	C3TZ 4323-E	T	1759-Z-26	B6QH 2027-A
T	1254-E-31	C3TZ 4A127-C	T	4X 1444	C3TZ 4323-C	T	1779-A-339	C3TZ 2B005-B
T	1254-Q-43	C3TZ 4A127-A	T	4X 1445	C3TZ 4323-D	T	A 1779-E-395	C3TZ 2A591-A
T	1254-R-44	C3TZ 4A127-D	T	15X 1458 S	D7HZ 4558-B	T	1779-H-320	C3TZ 2B007-A
T	1259-B-158	8QH 2027-B	T	15X 1474 S	D8HZ 4558-C	T	1779-J-1024	D5HZ 2B038-A
T	1259-B-262	D8HZ 2027-A	T	15X 1497 S	D7HZ 4558-A	T	1779-J-88	D1TZ 2A648-A
T	1259-C-263	D5HZ 2027-A	T	15X 1501 S	D8HZ 4216-A	T	1779-K-63	B6QH 2023-A
T	1259-D-82	8QH 2027-A	T	15X 1502 S	D8HZ 4216-B	T	1779-K-687	C3TZ 2B003-B

**1980/
FORD TRUCK PARTS**

CROSS REFERENCE LIST 135

ROCKWELL (TIMKEN) AXLE and RELATED PART NUMBERS

C O D E	VENDOR PART NUMBER	FORD PART NUMBER	C O D E	VENDOR PART NUMBER	FORD PART NUMBER	C O D E	VENDOR PART NUMBER	FORD PART NUMBER
T	1779-M-195	C3TZ 2B005-A	T	A 1814	20511-S8	T	1846-K-37	7EQ 2069
T	1779-M-377	D8HZ 2069-A	T	RV 1816	60592-S	T	1846-Q-225	C3TZ 4A141-A
T	1779-N-144	C3TZ 2069-A	T	S 1818	20539-S8	T	1850-C-3	C3TZ 4A064-F
T	1779-Q-147	DOHZ 2069-A	T	1820-R-44	TDAA 4143-A			353051-S
T	1779-Q-251	C3TZ 2A547-A	T	1820-X-50	C3TZ 4143-F	T	1850-W-23	C3TZ 4A064-A
T	1779-Q-433	C4TZ 2B005-A	T	1821-E-5	C3TZ 4A066-E	T	H 1854	C5TZ 4851-A
T	1779-R-18	B8QH 2045-A	T	1821-M-13	C3TZ 4A066-B	T	1854-A-209	C3TZ 4A101-E
T	1779-R-252	C3TZ 2041-A	T	1821-N-14	C3TZ 4A066-A	T	1854-C-211	C3TZ 4A101-A
T	1779-T-46	B5QH 2233-A	T	S 1824	20557-S	T	1854-D-212	D1TZ 7064-B
T	1779-U-281	C3TZ 2B029-A	T	1825-D-186	C3TZ 4A096-E	T	1854-Q-225	C3TZ 4567-H
T	1779-U-47	354004-S	T	1825-F-136	C3TZ 4394-A	T	1854-W-257	D1TZ 7064-A
T	1779-V-18	TGAS 2047-A	T	1825-P-120	B8QH 4103-A	T	1854-Z-208	C3TZ 4567-A
T	A13 1779-V-230	C3TZ 2A465-D	T	1825-Q-121	B8QH 4103-B	T	1859-J-10	7EQ 2027
T	A28 1779-V-230	C3TZ 2A591-C	T	S 1826	20559-S8	T	P 1888	DOHZ 4851-C
T	A4 1779-V-230	C3TZ 2A465-E	T	1827-B-80	371927-S10	T	X 1896	357150-S
T	A56 1779-V-230	C5TZ 2A591-B	T	1827-K-11	C3TA 4320-B	T	1898-S-799	D1TZ 17285-B
T	A6 1779-V-230	C3TZ 2A465-F			Use 371451-S	T	1898-X-804	D1TZ 2E614-A
T	A63 1779-V-230	C3TZ 2A465-G	T	1827-M-195	C3TZ 4A099-E	T	Q 1899	DOHZ 4851-B
T	A71 1779-V-230	C3TZ 2A465-H	T	1828-L-38	C3TZ 4615-B	T	S 1912 1	C3TA 4A145-C
T	A1 1779-W-231	C3TZ 2A465-A	T	1828-M-39	C3TZ 4615-F	T	X 1915	350266-S
T	A2 1779-W-231	C5TZ 2A465-A	T	1828-P-68	C3TZ 4A086-H	T	T 1921	D8HZ 3123-A
T	A3 1779-W-231	C3TZ 2A465-B	T	1828-S-149	TGAA 7025-A	T	MPS 1962	B9TZ 4614-C
T	A30 1779-W-231	C6TZ 2A465-G	T	1828-V-74	C3AZ 7025-C	T	2000-B-990	D8HZ 2007-B
T	A31 1779-W-231	C3TZ 2A465-J	T	1828-X-180	C3TZ 4A096-A	T	2000-D-498	C6TZ 2007-H
T	A32 1779-W-231	C3TZ 2A465-K	T	1829-A-859	D4HZ 4567-L	T	2000-E-1019	D8HZ 2007-D
T	A33 1779-W-231	C5TZ 2A591-C	T	1829-B-652	C3TZ 4545-A	T	2000-E-239	C5TZ 2007-K
T	A6 1779-W-231	C3TZ 2A465-C	T	1829-D-576	C1TT 4545-B	T	2000-G-501	C6TZ 2007-J
T	A17 1779-X-232	C4TZ 2A591-B	T	1829-E-447	B8QH 4129-B	T	2000-J-972	D5TZ 2007-F
T	A25 1779-X-232	C5TZ 2A591-A	T	1829-F-240	7EQ 2053-A	T	2000-K-349	C3TZ 2007-C
T	A30 1779-X-232	C3TZ 2A591-B	T	1829-L-194	7EQ 2087	T	2000-K-973	D5TZ 2007-E
T	A36 1779-X-232	C4TZ 2A591-C	T	1829-M-195	09B 2054	T	2000-L-1156	E1HZ 2007-B
T	A6 1779-X-232	C4TZ 2A591-A	T	1829-P-198	7EQ 2053-B	T	2000-L-350	C3TZ 2007-A
T	1779-Y-337	C3TZ 2B003-A	T	1829-P-380	D1TZ 7067-B	T	2000-M-351	C3TZ 2007-B
T	1779-Y-363 X	C3TZ 2B005-C	T	1829-Q-199	7EQ 2029	T	2000-M-975	D5HZ 2007-C
T	1779-Z-364	C3TZ 2041-B	T	1829-Q-515	C3TA 4545-C	T	2000-N-976	D8HZ 2007-B
T	A 1805-A-261 S	D7HZ 4478-B	T	1829-Q-615	B8QH 4129-A	T	2000-P-978	D7HZ 2007-A
T	A 1805-B-80	C1TT 4676-A	T	1829-Q-95	C3TZ 4230-A	T	2000-R-1136	E1HZ 2007-A
T	A 1805-D-212	C1TT 4478-A	T	1829-S-149	C3TZ 4545-D	T	2000-V-438	C5TZ 2007-J
T	A 1805-F-162	C3TZ 4676-A	T	1829-S-721	D1TZ 7067-A	T	2000-X-128	C4TZ 2007-C
T	A 1805-R-356	D1TZ 7B215-A	T	1829-T-618	C3TZ 4A135-A	T	2000-X-284	C1TZ 2007-E
T	A 1805-R-408	D1TZ 7B215-C	T	1829-U-281	C3TZ 4329-B	T	2000-Y-285	C1TZ 2007-D
T	A 1805-S-149	B8QH 4676-A	T	1829-U-359	C3TZ 4545-F	T	2000-Z-286	C1TZ 2007-C
		C3TZ 4676-B	T	1829-V-620	C3TZ 4A097-A	T	2001-C-3	E4HZ 2007-E
T	A1 1805-S-149 S	D7HZ 4676-B	T	1829-V-646	C3TZ 4A097-E	T	KIT 2002	D7HZ 4237-C
T	A 1805-S-305	C0TZ 7288-A	T	1829-Z-754	D1TZ 2D614-A	T	KIT 2004	D7HZ 4237-B
T	A 1805-S-409	D1TZ 7B215-D	T	J 1830	C5TZ 4851-B	T	K1T 2005	D7HZ 4237-D
T	A 1805-S-71	D5TZ 4676-A	T	1830-T-46	TFBP 4143-A	T	MPS 2016	D3TZ 4141-D
T	A 1805-V-152	C3TZ 4478-A	T	MPS 1842	D1HZ 4475-A	T	MPS 2017	D3TZ 4141-E
T	A 1805-V-724 S	D7HZ 4478-A	T	1844-J-166	D1TZ 17288-B	T	MPS 2018	D3TZ 4141-F
T	1807-A-1	C3TZ 2066-A	T	1844-K-375	C3TZ 4A059-A	T	S 2106	45702-S
T	RV 1810	60524-S18	T	1844-L-480	D1TZ 7B320-A	T	2110-U-125	C3TZ 5A597-B
T	S 1810	20433-S	T	1844-R-356	C3TZ 4536-A	T	2110-U-99	81W 3284-A
T	RV 1811	60536-S	T	1844-R-408	C3TZ 4A059-F	T	2110-W-127	B4Q 3284-A
T	S 1811	20453-S	T	1844-V-412	C3TZ 4A059-C	T	2110-Z-104	8Q 3284-A
T	S 1811 1	D8HZ 4332-A	T	1846-B-262	D1TZ 2B663-A	T	MPS 2117	B9TZ 4614-C
T	S 1812	20473-S8	T	1846-C-237	378564-S	T	MPS 2140	D5HZ 4310-A
T	S 1812 1	E3HZ 4A140-A	T	1846-D-264	D1TZ 7235-A	T	MPS 2141	D5HZ 4310-B
T	S 1813 1	D8HZ 4332-B	T	1846-F-162	C3TZ 4085-A	T	MPS 2142	D5HZ 4310-C

July, 1989

COPYRIGHT © 1989 — FORD MOTOR COMPANY — DEARBORN, MICHIGAN

New Issue

**1980/
FORD TRUCK PARTS**

ROCKWELL (TIMKEN) AXLE and RELATED PART NUMBERS

C O D E	VENDOR		C O D E	VENDOR		C O D E	VENDOR	
	PART NUMBER	FORD PART NUMBER		PART NUMBER	FORD PART NUMBER		PART NUMBER	FORD PART NUMBER
T	MPS 2143	D5HZ 4310-D	T	2203-C-6399 S	D8HZ 4537-AZ	T	2203-F-6090 S	D8HZ 4537-M
T	MPS 2178	C3TZ 2B003-C	T	2203-C-6425 S	D8HZ 4537-CB	T	2203-F-6116 S	D8HZ 4537-AP
T	MPS 2183	D5HZ 4010-R	T	2203-C-6867	D5TZ 4537-L	T	2203-F-6402 S	D8HZ 4537-BC
T	2202-R-3008	C3TZ 4536-D	T	2203-C-8037	E1HZ 4537-V	T	2203-F-6428 S	D8HZ 4537-CE
T	2203-A-1587	TCAA 4537-BD	T	2203-C-8115 S	E2HZ 4536-A	T	2203-F-7546	D7HZ 4537-H
T	2203-A-1717 S	D7HZ 4537-AM	T	2203-C-8505 S	E7HZ 4537-E	T	2203-F-8040	E1HZ 4537-Y
T	2203-A-2523	C1TT 4583-M	T	2203-C-8791 S	E7HZ 4662-D	T	2203-F-9054 S	E7HZ 4662-R
T	2203-A-2705	B9TT 4537-C	T	2203-C-9103 S	E7HZ 4537-BH	T	2203-F-9106 S	E7HZ 4537-BL
T	2203-A-2835	C5TZ 3117-A	T	2203-C-9493 S	E7HZ 4537-AE	T	2203-F-9158 S	E7HZ 4537-L
T	2203-A-3329	C3TZ 4537-AR	T	2203-C-9831 S	E9HZ 4537-H	T	2203-F-9496 S	E7HZ 4537-AH
T	2203-A-3823 S	D7HZ 4537-CH	T	2203-D-1096	C1TT 4537-AE	T	2203-F-9808	E8HZ 4537-C
T	2203-A-469	C1TT 4536-N	T	2203-D-1434	TBAA 4663-B	T	2203-F-9834 S	E9HZ 4537-L
T	2203-A-6085 S	D8HZ 4537-G	T	2203-D-1720 S	D7HZ 4537-AR	T	2203-G-1099	C1TT 4537-AH
T	2203-A-6111 S	D8HZ 4537-AJ	T	2203-D-2032	TGBV 3117-B	T	2203-G-1567	TDAA 4537-AU
T	2203-A-6319 S	D8HZ 4436-A	T	2203-D-212	C4TZ 3117-C	T	2203-G-1697 S	D7HZ 4537-S
T	2203-A-6397 S	D8HZ 4537-AX	T	2203-D-2942	C3TZ 3117-A	T	2203-G-1723 S	D7HZ 4537-AV
T	2203-A-6423 S	D8HZ 4537-BZ	T	2203-D-3800 S	D7HZ 4537-BJ	T	2203-G-1957	C3TZ 4537-BB
T	2203-A-6865	D5TZ 4537-J	T	2203-D-3826 S	D7HZ 4537-CL	T	2203-G-2243	C1TT 4583-F
T	2203-A-7515	D7HZ 4537-FK	T	2203-D-6088 S	D8HZ 4537-K	T	2203-G-2529	C1TT 4583-S
T	2203-A-7541	D7HZ 4537-G	T	2203-D-6114 S	D8HZ 4537-AM	T	2203-G-2789 S	D8HZ 4436-E
T	2203-A-7827	E1HZ 4537-J	T	2203-D-6400 S	D8HZ 4537-BA	T	2203-G-3803 S	D7HZ 4537-BM
T	2203-A-7853	E3HZ 4537-C	T	2203-D-6426 S	D8HZ 4537-CC	T	2203-G-3829 S	D7HZ 4537-CP
T	2203-A-8035	E1HZ 4537-S	T	2203-D-8038	E1HZ 4537-W	T	2203-G-6091 S	D8HZ 4537-N
T	2203-A-807	TWAN 3117-A	T	2203-D-8116 S	E2HZ 4536-B	T	2203-G-6117 S	D8HZ 4537-AR
T	2203-A-8503 S	E7HZ 4537-C	T	2203-D-8506 S	E7HZ 4537-F	T	2203-G-6403 S	D8HZ 4537-BD
T	2203-A-9491 S	E7HZ 4537-AC	T	2203-D-9052 S	E7HZ 4662-N	T	2203-G-6429 S	D8HZ 4537-CF
T	2203-A-9829 S	E9HZ 4537-F	T	2203-D-9104 S	E7HZ 4537-BJ	T	2203-G-6923	D6TZ 4537-A
T	2203-B-1588	TCAA 4537-BE	T	2203-D-9156 S	E7HZ 4537-J	T	2203-G-7547	D7HZ 4537-J
T	2203-B-1718 S	D7HZ 4537-AN	T	2203-D-9494 S	E7HZ 4537-AF	T	2203-G-8223 S	E7HZ 4662-J
T	2203-B-1822	C5TZ 4549-B	T	2203-D-9806	E8HZ 4537-A	T	2203-G-8509 S	E7HZ 4662-M
T	2203-B-2238	C1TT 4583-E	T	2203-D-9832 S	E9HZ 4537-J	T	2203-G-9107 S	E7HZ 4537-BM
T	2203-B-2524	C1TT 4583-N	T	2203-E-1097	C1TT 4537-AF	T	2203-G-9159 S	E7HZ 4537-M
T	2203-B-2836	C5TZ 3117-B	T	2203-E-1253	C1TT 4436-A	T	2203-G-9809	E8HZ 4537-D
T	2203-B-366	3566571-S	T	2203-E-1435	TBAA 4663-A	T	2203-G-9835 S	E9HZ 4537-M
T	2203-B-3824 S	D7HZ 4537-CJ	T	2203-E-1721 S	D7HZ 4537-AS	T	2203-H-1100	C1TT 4537-AJ
T	2203-B-470	C1TT 4536-M	T	2203-E-2449	C1TT 4583-A	T	2203-H-1438	TBAA 4537-A
T	2203-B-6086 S	D8HZ 4537-H	T	2203-E-3801 S	D7HZ 4537-BK	T	2203-H-1568	TDAA 4537-AV
T	2203-B-6112 S	D8HZ 4537-AK	T	2203-E-3827 S	D7HZ 4537-CM	T	2203-H-1698 S	D7HZ 4537-T
T	2203-B-6320 S	D8HZ 4436-B	T	2203-E-6089 S	D8HZ 4537-L	T	2203-H-1724 S	D7HZ 4537-AW
T	2203-B-6398 S	D8HZ 4537-AY	T	2203-E-6115 S	D8HZ 4537-AN	T	2203-H-1958	C3TZ 4537-BC
T	2203-B-6424 S	D8HZ 4537-CA	T	2203-E-6401 S	D8HZ 4537-BB	T	2203-H-2790 S	D8HZ 4436-F
T	2203-B-6866	D5TZ 4537-K	T	2203-E-6427 S	D8HZ 4537-CD	T	2203-H-3804 S	D7HZ 4537-BN
T	2203-B-7516	D7HZ 4537-FL	T	2203-E-8039	E1HZ 4537-X	T	2203-H-3830 S	D7HZ 4537-CR
T	2203-B-7828	E1HZ 4537-K	T	2203-E-8117 S	E2HZ 4536-C	T	2203-H-450	7EQ 4662-C
T	2203-B-8036	E1HZ 4537-T	T	2203-E-8507 S	E7HZ 4537-G	T	2203-H-6092 S	D8HZ 4537-P
T	2203-B-8504 S	E7HZ 4537-D	T	2203-E-9053 S	E7HZ 4662-P	T	2203-H-6118 S	D8HZ 4537-AS
T	2203-B-9492 S	E7HZ 4537-AD	T	2203-E-9105 S	E7HZ 4537-BK	T	2203-H-6404 S	D8HZ 4537-BE
T	2203-B-9830 S	E9HZ 4537-G	T	2203-E-9157 S	E7HZ 4537-K	T	2203-H-6430 S	D8HZ 4537-CG
T	2203-C-1433	TBAA 4663-C	T	2203-E-9495 S	E7HZ 4537-AG	T	2203-H-6924	D6TZ 4537-B
T	2203-C-1589	TCAA 4537-BF	T	2203-E-9807	E8HZ 4537-B	T	2203-H-7548	D7HZ 4537-K
T	2203-C-1719 S	D7HZ 4537-AP	T	2203-E-9833 S	E9HZ 4537-K	T	2203-H-8224 S	E7HZ 4662-K
T	2203-C-2031	TGBV 3117-A	T	2203-F-1098	C1TT 4537-AG	T	2203-H-8510 S	E7HZ 4537-H
T	2203-C-2525	C1TT 4583-R	T	2203-F-1566	TDAA 4537-AT	T	2203-H-9108 S	E7HZ 4537-BN
T	2203-C-3825 S	D7HZ 4537-CK	T	2203-F-1722 S	D7HZ 4537-AT	T	2203-H-9160 S	E7HZ 4537-N
T	2203-C-471	C1TT 4536-L	T	2203-F-1956	C3TZ 4537-BA	T	2203-H-9810	E8HZ 4537-E
T	2203-C-6087 S	D8HZ 4537-J	T	2203-F-2788 S	D8HZ 4436-D	T	2203-H-9836 S	E9HZ 4537-N
T	2203-C-6113 S	D8HZ 4537-AL	T	2203-F-3802 S	D7HZ 4537-BL	T	2203-H-996	D3HZ 4537-A
T	2203-C-6321 S	D8HZ 4436-C	T	2203-F-3828 S	D7HZ 4537-CN	T	2203-J-1102	C1TT 4537-AK

**1980/
FORD TRUCK PARTS**

CROSS REFERENCE LIST 137

ROCKWELL (TIMKEN) AXLE and RELATED PART NUMBERS

C O D E	VENDOR PART NUMBER		FORD PART NUMBER		C O D E	VENDOR PART NUMBER		FORD PART NUMBER		C O D E	VENDOR PART NUMBER		FORD PART NUMBER	
T	2203-J-1310	8TH	4537-BD	T	2203-L-1598	TBAA	4259-B	T	2203-N-1730 S	D7HZ	4537-BB			
T	2203-J-1440	TBAA	4537-B	T	2203-L-1702 S	D7HZ	4537-X	T	2203-N-1964	C3TZ	4537-BH			
T	2203-J-1492	TCAA	4537-AU	T	2203-L-1728 S	D7HZ	4537-AZ	T	2203-N-2016	C5TZ	4537-C			
T	2203-J-1570	TDAA	4537-AW	T	2203-L-1962	C3TZ	4537-BF	T	2203-N-2822	C7TZ	4537-B			
T	2203-J-1700 S	D7HZ	4537-V	T	2203-L-2014	C5TZ	4537-A	T	2203-N-3004	C5TZ	3117-C			
T	2203-J-1726 S	D7HZ	4537-AX	T	2203-L-3808 S	D7HZ	4537-BS	T	2203-N-3316	C3TZ	4537-AB			
T	2203-J-1960	C3TZ	4537-BD	T	2203-L-3834 S	D7HZ	4537-CV	T	2203-N-3810 S	D7HZ	4537-BV			
T	2203-J-2526	C8TZ	4583-A	T	2203-L-5576	C8TZ	4537-N	T	2203-N-3836 S	D7HZ	4537-CX			
T	2203-J-2532	C8TZ	4583-B	T	2203-L-6096 S	D8HZ	4537-T	T	2203-N-5578	C8TZ	4537-S			
T	2203-J-3806 S	D7HZ	4537-BP	T	2203-L-6408 S	D8HZ	4537-BH	T	2203-N-6098 S	D8HZ	4537-W			
T	2203-J-3832 S	D7HZ	4537-CS	T	2203-L-6434 S	D8HZ	4537-CK	T	2203-N-6410 S	D8HZ	4537-BK			
T	2203-J-452	7EQ	4662-B	T	2203-L-6928	D6TZ	4537-E	T	2203-N-6436 S	D8HZ	4537-CM			
T	2203-J-6094 S	D8HZ	4537-R	T	2203-L-7448 S	C1TT	4436-A	T	2203-N-6930	D6TZ	4537-G			
T	2203-J-6120 S	D8HZ	4537-AT	T	2203-L-7552	D7HZ	4537-N	T	2203-N-7502	D7HZ	4537-EX			
T	2203-J-6406 S	D8HZ	4537-BF	T	2203-L-8488 S	E7HZ	4662-B	T	2203-N-7554	D7HZ	4537-R			
T	2203-J-6432 S	D8HZ	4537-CH	T	2203-L-9112 S	E7HZ	4537-BS	T	2203-N-8490 S	E7HZ	4537-AX			
T	2203-J-6926	D6TZ	4537-C	T	2203-L-9164 S	E7HZ	4537-S	T	2203-N-9114 S	E7HZ	4537-BV			
T	2203-J-7446 S	C1TT	4436-D	T	2203-L-9242 S	E8HZ	4536-B	T	2203-N-9166 S	E7HZ	4537-V			
T	2203-J-7550	D7HZ	4537-L	T	2203-L-9476 S	E7HZ	4537-AL	T	2203-N-9478 S	E7HZ	4537-AN			
T	2203-J-8226 S	E7HZ	4662-L	T	2203-L-9814	E8HZ	4537-H	T	2203-N-9816	E8HZ	4537-K			
T	2203-J-9110 S	E7HZ	4537-BP	T	2203-L-9840 S	E9HZ	4537-S	T	2203-P-1004	D3HZ	4537-G			
T	2203-J-9162 S	E7HZ	4537-P	T	2203-M-1001	D3HZ	4537-E	T	2203-P-1056	7EQ	4537-UU			
T	2203-J-9474 S	E7HZ	4537-AJ	T	2203-M-1079	C1TT	4537-J	T	2203-P-1082	C1TT	4537-L			
T	2203-J-9812	E8HZ	4537-F	T	2203-M-1391	C3TZ	4537-A	T	2203-P-1264	B6T	4662-A			
T	2203-J-9838 S	E9HZ	4537-P	T	2203-M-1547	TDAA	4537-AS	T	2203-P-1316	8TH	4537-A			
T	2203-J-998	D3HZ	4537-B	T	2203-M-1573	TDAA	4537-A2	T	2203-P-1394	C3TZ	4537-K			
T	2203-K-1441	TBAA	4537-C	T	2203-M-1599	TBAA	4295-C	T	2203-P-1446	TCAA	4536-B			
T	2203-K-1571	TDAA	4537-AX	T	2203-M-1703 S	D7HZ	4537-Y	T	2203-P-1576	TDAA	4537-BB			
T	2203-K-1597	TBAA	4295-A	T	2203-M-1729 S	D7HZ	4537-BA	T	2203-P-1706 S	D7HZ	4537-AA			
T	2203-K-1701 S	D7HZ	4537-W	T	2203-M-1963	C3TZ	4537-BG	T	2203-P-1732 S	D7HZ	4537-BC			
T	2203-K-1727 S	D7HZ	4537-AY	T	2203-M-2015	C5TZ	4537-B	T	2203-P-1966	C3TZ	4537-BJ			
T	2203-K-1961	C3TZ	4537-BE	T	2203-M-2249	C1TT	4583-G	T	2203-P-2018	C5TZ	4537-D			
T	2203-K-2455	C1TT	4583-B	T	2203-M-2535	C1TT	4583-T	T	2203-P-2824	C7TZ	4537-C			
T	2203-K-3001	C4TZ	3117-D	T	2203-M-2821	C7TZ	4537-A	T	2203-P-3318	C3TZ	4537-AC			
T	2203-K-3807 S	D7HZ	4537-BR	T	2203-M-3315	C3TZ	4537-AS	T	2203-P-3812 S	D7HZ	4537-BW			
T	2203-K-3833 S	D7HZ	4537-CT	T	2203-M-3809 S	D7HZ	4537-BT	T	2203-P-3838 S	D7HZ	4537-CY			
T	2203-K-453	7EQ	4662-A	T	2203-M-3835 S	D7HZ	4537-CW	T	2203-P-5580	C8TZ	4537-T			
T	2203-K-6096 S	D8HZ	4537-S	T	2203-M-5577	C8TZ	4537-R	T	2203-P-6100 S	D8HZ	4537-X			
T	2203-K-6121 S	D8HZ	4537-AV	T	2203-M-6097 S	D8HZ	4537-V	T	2203-P-6386 S	D8HZ	4536-A			
T	2203-K-6407 S	D8HZ	4537-BG	T	2203-M-6409 S	D8HZ	4537-BJ	T	2203-P-6412 S	D8HZ	4537-BL			
T	2203-K-6433 S	D8HZ	4537-CJ	T	2203-M-6435 S	D8HZ	4537-CL	T	2203-P-6438 S	D8HZ	4537-CN			
T	2203-K-6927	D6TZ	4537-D	T	2203-M-6929	D6TZ	4537-F	T	2203-P-6932	D6TZ	4537-H			
T	2203-K-7447 S	C1TT	4436-C	T	2203-M-7501	D7HZ	4537-EW	T	2203-P-7504	D7HZ	4537-EY			
T	2203-K-7551	D7HZ	4537-M	T	2203-M-7553	D7HZ	4537-P	T	2203-P-8492 S	E7HZ	4537-AY			
T	2203-K-8487 S	E7HZ	4662-A	T	2203-M-8489 S	E7HZ	4662-C	T	2203-P-9168 S	E7HZ	4537-W			
T	2203-K-9111 S	E7HZ	4537-BR	T	2203-M-9113 S	E7HZ	4537-BT	T	2203-P-9480 S	E7HZ	4537-AP			
T	2203-K-9163 S	E7HZ	4537-R	T	2203-M-9165 S	E7HZ	4537-T	T	2203-P-9818	E8HZ	4537-L			
T	2203-K-9241 S	E8HZ	4536-A	T	2203-M-9243 S	E8HZ	4536-C	T	2203-Q-1005	D3HZ	4537-H			
T	2203-K-9475 S	E7HZ	4537-AK	T	2203-M-9477 S	E7HZ	4537-AM	T	2203-Q-1057	7EQ	4537-VV			
T	2203-K-9813	E8HZ	4537-G	T	2203-M-9815	E8HZ	4537-J	T	2203-Q-1083	C1TT	4537-M			
T	2203-K-9839 S	E9HZ	4537-R	T	2203-N-1002	D3HZ	4537-F	T	2203-Q-1317	8TH	4537-B			
T	2203-K-999	D3HZ	4537-C	T	2203-N-1054	7EQ	4537-TT	T	2203-Q-1395	C3TZ	4537-L			
T	2203-L-1000	D3HZ	4537-D	T	2203-N-1080	C1TT	4537-K	T	2203-Q-1447	TCAA	4536-C			
T	2203-L-1078	C1TT	4537-H	T	2203-N-1392	C3TZ	4537-B	T	2203-Q-1577	TDAA	4537-BC			
T	2203-L-1260	C1TT	4536-K	T	2203-N-1444	TCAA	4536-A	T	2203-Q-1707 S	D7HZ	4537-AB			
T	2203-L-1390	C3TZ	4537-H	T	2203-N-1574	TDAA	4537-BA	T	2203-Q-1733 S	D7HZ	4537-BD			
T	2203-L-1442	TBAA	4537-D	T	2203-N-1600	TBAA	4295-D	T	2203-Q-1967	C3TZ	4537-BK			
T	2203-L-1572	TDAA	4537-AY	T	2203-N-1704 S	D7HZ	4537-Z	T	2203-Q-199	7EQ	3151-E			

July, 1989

COPYRIGHT © 1989 — FORD MOTOR COMPANY — DEARBORN, MICHIGAN

New Issue

**1980/
FORD TRUCK PARTS**

ROCKWELL (TIMKEN) AXLE and RELATED PART NUMBERS

C O D E	VENDOR PART NUMBER	FORD PART NUMBER	C O D E	VENDOR PART NUMBER	FORD PART NUMBER	C O D E	VENDOR PART NUMBER	FORD PART NUMBER
T	2203-Q-2019	C5TZ 4537-E	T	2203-S-3009	C3TZ 4536-E	T	2203-U-5585	C8TZ 4537-AB
T	2203-Q-2825	C7TZ 4537-D	T	2203-S-3321	C3TZ 4537-AF	T	2203-U-6079 S	D8HZ 4537-A
T	2203-Q-3319	C3TZ 4537-AD	T	2203-S-3815 S	D7HZ 4537-BZ	T	2203-U-6105 S	D8HZ 4537-AC
T	2203-Q-3813 S	D7HZ 4537-BX	T	2203-S-3841 S	D7HZ 4537-DB	T	2203-U-6417 S	D8HZ 4537-BS
T	2203-Q-3839 S	D7HZ 4537-CZ	T	2203-S-5583	C8TZ 4537-Z	T	2203-U-6859	D5TZ 4537-C
T	2203-Q-5581	C8TZ 4537-U	T	2203-S-6103 S	D8HZ 4537-AA	T	2203-U-7509	D7HZ 4537-FD
T	2203-Q-6101 S	D8HZ 4537-Y	T	2203-S-6415 S	D8HZ 4537-BP	T	2203-U-7535	D7HZ 4537-A
T	2203-Q-6387 S	D8HZ 4536-B	T	2203-S-6519 S	D8HZ 4536-E	T	2203-U-7821	E1HZ 4537-C
T	2203-Q-6413 S	D8HZ 4537-BM	T	2203-S-6805 S	D8HZ 4536-J	T	2203-U-8497 S	E7HZ 4537-BE
T	2203-Q-6439 S	D8HZ 4537-CP	T	2203-S-6857	D5TZ 4537-A	T	2203-U-9485 S	E7HZ 4537-AW
T	2203-Q-6803 S	D8HZ 4536-G	T	2203-S-7507	D7HZ 4537-FB	T	2203-U-9823	E8HZ 4537-S
T	2203-Q-7505	D7HZ 4537-EZ	T	2203-S-7819	E1HZ 4537-A	T	2203-V-1062	7EQ 4537-BBB
T	2203-Q-8493 S	E7HZ 4537-AZ	T	2203-S-8495 S	E7HZ 4537-BC	T	2203-V-1088	C1TT 4537-U
T	2203-Q-9169	E7HZ 4662-T	T	2203-S-9171 S	E7HZ 4662-S	T	2203-V-1089	C1TT 4537-V
T	2203-Q-9481 S	E7HZ 4537-AR	T	2203-S-9483 S	E7HZ 4537-AT	T	2203-V-1322	8TH 4537-G
T	2203-Q-9819	E8HZ 4537-M	T	2203-S-9821	E8HZ 4537-P	T	2203-V-1400	357304-S
T	2203-R-1006	D3HZ 4537-J	T	2203-T-1060	7EQ 4537-ZZ	T	2203-V-1582	TCAA 4537-AY
T	2203-R-1058	7EQ 4537-WW	T	2203-T-1086	C1TT 4537-S	T	2203-V-1712 S	D7HZ 4537-AG
T	2203-R-1084	C1TT 4537-N	T	2203-T-1320	8TH 4537-E	T	2203-V-2024	C5TZ 4537-K
T	2203-R-1318	8TH 4537-C	T	2203-T-1398	C3TZ 4537-R	T	2203-V-2570	C1TT 4548-F
T	2203-R-1396	C3TZ 4537-M	T	2203-T-1502	TDAA 4662-A	T	2203-V-2700	B9TT 4536-B
T	2203-R-1578	TDAA 4537-BD	T	2203-T-1580	TCAA 4537-AW	T	2203-V-3324	C3TZ 4537-AJ
T	2203-R-1708 S	D7HZ 4537-AC	T	2203-T-1710 S	D7HZ 4537-AE	T	2203-V-3818 S	D7HZ 4537-CC
T	2203-R-1734 S	D7HZ 4537-BE	T	2203-T-1736 S	D7HZ 4537-BG	T	2203-V-464	C1TT 4436-E
T	2203-R-1968	C3TZ 4537-BL	T	2203-T-1970	C3TZ 4537-BN	T	2203-V-5560	D1TZ 3117-B
T	2203-R-200	7EQ 3151-D	T	2203-T-202	19B 3117	T	2203-V-5586	C8TZ 4537-AC
T	2203-R-2020	C5TZ 4537-F	T	2203-T-2022	C5TZ 4537-H	T	2203-V-6080 S	D8HZ 4537-B
T	2203-R-2228	C1TT 4583-C	T	2203-T-2568	C1TT 4548-D	T	2203-V-6106 S	D8HZ 4537-AD
T	2203-R-2826	C7TZ 4537-E	T	2203-T-3222	C3TZ 4537-AG	T	2203-V-6418 S	D8HZ 4537-BT
T	2203-R-3008	C3TZ 4536-D	T	2203-T-3816 S	D7HZ 4537-CA	T	2203-V-6860	D5TZ 4537-D
T	2203-R-3320	C3TZ 4537-AE	T	2203-T-462	C1TT 4436-C	T	2203-V-7510	D7HZ 4537-FE
T	2203-R-3814 S	D7HZ 4537-BY	T	2203-T-5584	C8TZ 4537-AA	T	2203-V-7536	D7HZ 4537-B
T	2203-R-3840 S	D7HZ 4537-DA	T	2203-T-6104 S	D8HZ 4537-AB	T	2203-V-7822	E1HZ 4537-D
T	2203-R-5582	C8TZ 4537-Y	T	2203-T-6416 S	D8HZ 4537-BR	T	2203-V-8030	E1HZ 4537-L
T	2203-R-6102 S	D8HZ 4537-Z	T	2203-T-6520 S	D8HZ 4536-F	T	2203-V-8498 S	E7HZ 4537-BF
T	2203-R-6388 S	D8HZ 4536-C	T	2203-T-6858	D5TZ 4537-B	T	2203-V-8810 S	E9HZ 4662-A
T	2203-R-6414 S	D8HZ 4537-BN	T	2203-T-7508	D7HZ 4537-FC	T	2203-V-9486 S	E7HZ 4537-X
T	2203-R-6518 S	D8HZ 4536-D	T	2203-T-7820	E1HZ 4537-B	T	2203-V-9824 S	E9HZ 4537-A
T	2203-R-6804 S	D8HZ 4536-H	T	2203-T-8496 S	E7HZ 4537-BD	T	2203-W-1063	7EQ 4537-CCC
T	2203-R-6934	D6TZ 4537-J	T	2203-T-9484 S	E7HZ 4537-AV	T	2203-W-1089	C1TT 4537-V
T	2203-R-7506	D7HZ 4537-FA	T	2203-T-9822	E8HZ 4537-R	T	2203-W-1323	8TH 4537-H
T	2203-R-8494 S	E7HZ 4537-BB	T	2203-U-1061	7EQ 4537-AAA	T	2203-W-1401	357305-S
T	2203-R-9170	E7HZ 4662-V	T	2203-U-1087	C1TT 4537-T	T	2203-W-1583	TCAA 4537-AZ
T	2203-R-9482 S	E7HZ 4537-AS	T	2203-U-1321	8TH 4537-F	T	2203-W-1713 S	D7HZ 4537-AH
T	2203-R-9820	E8HZ 4537-N	T	2203-U-1399	C3TZ 4537-S	T	2203-W-2025	C5TZ 4537-L
T	2203-S-1059	7EQ 4537-YY	T	2203-U-1503	TDAA 4662-B	T	2203-W-2233	C1TT 4583-D
T	2203-S-1085	C1TT 4537-R	T	2203-U-1581	TCAA 4537-AX	T	2203-W-2701	B9TT 4536-C
T	2203-S-1086	C1TT 4537-R	T	2203-U-1711 S	D7HZ 4537-AF	T	2203-W-2779	B7A 4662-A
T	2203-S-1267	8TH 4537-M	T	2203-U-1737 S	D7HZ 4537-BH	T	2203-W-3325	C3TZ 4537-AK
T	2203-S-1319	8TH 4537-D	T	2203-U-2023	C5TZ 4537-J	T	2203-W-3819 S	D7HZ 4537-CD
T	2203-S-1397	C3TZ 4537-N	T	2203-U-203	C1TT 3117-B	T	2203-W-465	8TH 4662-A
T	2203-S-1579	TCAA 4537-AV	T	2203-U-203	7EQ 3115-A	T	2203-W-5561	D1TZ 3117-C
T	2203-S-1709 S	D7HZ 4537-AD	T	2203-U-2569	C1TT 4548-E	T	2203-W-5587	C8TZ 4537-AD
T	2203-S-1735 S	D7HZ 4537-BF	T	2203-U-2699	B9TT 4536-A	T	2203-W-6081 S	D8HZ 4537-C
T	2203-S-1969	C3TZ 4537-BM	T	2203-U-3323	C3TZ 4537-AH	T	2203-W-6107 S	D8HZ 4537-AE
T	2203-S-201	7EQ 3151-C	T	2203-U-3817 S	D7HZ 4537-CB	T	2203-W-6419 S	D8HZ 4537-BV
T	2203-S-2021	C5TZ 4537-G	T	2203-U-463	C1TT 4436-D	T	2203-W-6861	D5TZ 4537-E
T	2203-S-2255	C1TT 4583-H	T	2203-U-5559	D1TZ 3117-A	T	2203-W-7511	D7HZ 4537-FF

**1980/
FORD TRUCK PARTS**

ROCKWELL (TIMKEN) AXLE and RELATED PART NUMBERS

C O D E	VENDOR PART NUMBER	FORD PART NUMBER	C O D E	VENDOR PART NUMBER	FORD PART NUMBER	C O D E	VENDOR PART NUMBER	FORD PART NUMBER
T	2203-W-7537	D7HZ 4537-C	T	2203-Y-9827 S	E9HZ 4537-D	T	2208-M-299	8TH 4035
T	2203-W-7823	E1HZ 4537-E	T	2203-Z-1040	C5TZ 4541-A	T	2208-M-377	B6QH 3114-A
T	2203-W-8031	E1HZ 4537-M	T	2203-Z-1326	8TH 4537-L	T	2208-M-429	B8QH 4150-A
T	2203-W-8499 S	E7HZ 4537-BG	T	2203-Z-1404	C1TT 4436-B			C3TZ 4A104-E
T	2203-W-9175 S	E7HZ 4662-E	T	2203-Z-1586	TCAA 4537-BC	T	2208-M-455	C3TZ 4035-A
T	2203-W-9487 S	E7HZ 4537-Y	T	2203-Z-1716 S	D7HZ 4537-AL	T	2208-M-481	B7C 1193-A
T	2203-W-9825 S	E9HZ 4537-B	T	2203-Z-2028	C4TZ 3117-B	T	2208-M-507	C3TZ 4A060-B
T	2203-X-1064	7EQ 4537-DDD	T	2203-Z-2522	C1TT 4583-L	T	2208-N-404	C3TZ 4035-B
T	2203-X-1246	8MB 3117	T	2203-Z-2704	B9TT 4537-B	T	2208-N-456	B6Y 1144-A
T	2203-X-1324	8TH 4537-J	T	2203-Z-2730	D3HZ 4662-C	T	2208-N-482	B7T 1193-A
T	2203-X-1584	TCAA 4537-BA	T	2203-Z-3328	C3TZ 4537-AN	T	2208-P-224	61 4035
T	2203-X-1714 S	D7HZ 4537-AJ	T	2203-Z-3822 S	D7HZ 4537-CG	T	2208-P-380	B6T 4507-A
T	2203-X-2026	C5TZ 4537-M	T	2203-Z-6084 S	D8HZ 4537-F	T	2208-P-484	B7D 1193-A
T	2203-X-211	C4TZ 3117-A	T	2203-Z-6110 S	D8HZ 4537-AH	T	2208-P-536	C5TZ 4A230-A
T	2203-X-2260	C1TT 4583-J	T	2203-Z-6396 S	D8HZ 4537-AW	T	2208-Q-277	8TH 4507
T	2203-X-2702	B9TT 4536-D	T	2203-Z-6422 S	D8HZ 4537-BY	T	2208-Q-329	TBAA 4035
T	2203-X-2728	D3HZ 4662-A	T	2203-Z-6864	D5TZ 4537-H	T	2208-R-304	TDAA 4035-A
T	2203-X-3326	C3TZ 4537-AL	T	2203-Z-7514	D7HZ 4537-FJ	T	2208-R-330	TCAA 4507
T	2203-X-3820 S	D7HZ 4537-CE	T	2203-Z-7540	D7HZ 4537-F	T	2208-S-513	C5TZ 3114-A
T	2203-X-466	8TH 4662-B	T	2203-Z-7826	E1HZ 4537-H	T	2208-T-280	87065-S91
T	2203-X-5588	C8TZ 4537-AE	T	2203-Z-7852	E3HZ 4537-B	T	2208-T-332	TCAA 4035-A
T	2203-X-6082 S	D8HZ 4537-D	T	2203-Z-8034	E1HZ 4537-R	T	2208-T-436	B4Q 1144-A
T	2203-X-6108 S	D8HZ 4537-AF	T	2203-Z-8502 S	E7HZ 4537-B	T	2208-T-514	C3TZ 4290-A
T	2203-X-6420 S	D8HZ 4537-BW	T	2203-Z-9178 S	E7HZ 4662-H	T	2208-U-204	91A 2152
T	2203-X-6862	D5TZ 4537-F	T	2203-Z-9490 S	E7HZ 4537-AB	T	2208-U-463	C1TZ 4593-A
T	2203-X-7512	D7HZ 4537-FG	T	2203-Z-9828 S	E9HZ 4537-E	T	2208-V-230	01Y 4507
T	2203-X-7538	D7HZ 4537-D	T	2208-B-418	C3TZ 4507-C	T	2208-V-282	7EQ 1144
T	2203-X-7824	E1HZ 4537-F	T	2208-B-444	C3TZ 4035-K	T	2208-V-464	C1TT 4593-A
T	2203-X-8032	E1HZ 4537-N	T	2208-C-185	BB 1144-A	T	2208-W-413	D5HZ 1001-A
T	2203-X-8500 S	E7HZ 4537-BA	T	2208-C-315	C3TZ 4035-L	T	2208-W-439	B5Y 4035-A
T	2203-X-9176 S	E7HZ 4662-F	T	2208-C-445	C1TT 4479-A	T	2208-X-206	91T 2154-A1
T	2203-X-9488 S	E7HZ 4537-Z	T	2208-D-420	C1TT 4035-A	T	2208-X-414	B8QH 4035-A
T	2203-X-9826 S	E9HZ 4537-C	T	2208-D-446	C1TT 4564-A	T	2208-X-440	D8HZ 1001-A
T	2203-Y-1065	7EQ 4537-EEE	T	2208-D-82	91A 2151	T	2208-Y-259	B8QH 1144-A
T	2203-Y-1091	C1TT 4537-Z	T	2208-E-291	8MB 3114	T	2208-Y-415	C1TT 4035-B
T	2203-Y-1325	8TH 4537-K	T	2208-E-421	C1TT 4507-B	T	2208-Y-441	C3TA 4035-C
T	2203-Y-1585	TCAA 4537-BB	T	2208-E-447	C1TT 4885-A	T	2208-Y-4991	D8HZ 2231-A
T	2203-Y-1715 S	D7HZ 4537-AK	T	2208-F-188	TEAA 4035-A	T	2208-Z-312	TGAA 3114-A
T	2203-Y-2027	B7QH 3117-A	T	2208-F-318	TGAA 1153-A	T	2208-Z-442	D3TZ 4030-A
T	2203-Y-2521	C1TT 4583-K	T	2208-F-370	B7QH 3114-A	T	2208-Z-468	B8QH 1152-A
T	2203-Y-2547	D1TZ 1212-A	T	2208-F-443	B6T 4035-B	T	2210-A-1847	8QH 2230-B
T	2203-Y-2703	B9TT 4537-A	T	2208-F-448	B6T 4035-C	T	2210-A-5331	E1HZ 2317-E
T	2203-Y-2729	D3HZ 4662-B	T	2208-F-500 S	D8HZ 4507-A	T	2210-A-5331 S	E1HZ 2317-E
T	2203-Y-3327	C3TZ 4537-AM	T	2208-F-682	C8TZ 4035-A	T	2210-A-781	8QH 2230-A
T	2203-Y-3821 S	D7HZ 4537-CF	T	2208-F-942 S	E8HZ 4K073-A	T	2210-B-1848	8QH 2231-B
T	2203-Y-467	8TH 4662-C	T	2208-G-267	7EQ 4507	T	2210-B-3772	D5HZ 2230-B
T	2203-Y-6083 S	D8HZ 4537-E	T	2208-G-501 S	D8HZ 4564-A	T	2210-B-5332	E1HZ 2316-E
T	2203-Y-6109 S	D8HZ 4537-AG	T	2208-G-943 S	E8HZ 4L073-A	T	2210-B-5332 S	E1HZ 2316-H
T	2203-Y-6421 S	D8HZ 4537-BX	T	2208-H-112	BB 4035	T	2210-C-3773	D5HZ 2231-B
T	2203-Y-6863	D5TZ 4537-G	T	2208-H-216	TUAA 1153-B	T	2210-C-5125	E1HZ 2317-C
T	2203-Y-7513	D7HZ 4537-FH	T	2208-H-424	C1TT 4507-A	T	2210-C-5359	E1HZ 2317-D
T	2203-Y-7539	D7HZ 4537-E	T	2208-H-450	C1TT 4885-B	T	2210-D-5100	E1HZ 2316-B
T	2203-Y-7825	E1HZ 4537-G	T	2208-J-348	C5TZ 1153-A	T	2210-D-5126	E1HZ 2316-C
T	2203-Y-7851	E3HZ 4537-A	T	2208-J-608	C1TZ 4885-B	T	2210-D-5360	E1HZ 2316-D
T	2203-Y-8033	E1HZ 4537-P	T	2208-K-505	C3TZ 4885-A	T	2210-D-5360 S	E1HZ 2316-D
T	2203-Y-8501 S	E7HZ 4537-A	T	2208-L-1000 S	E9HZ 4K073-A	T	2210-E-3151	B9TT 2230-A
T	2203-Y-9177 S	E7HZ 4662-G	T	2208-L-272	7EQ 4035	T	2210-E-5049	D8HZ 2317-C
T	2203-Y-9489 S	E7HZ 4537-AA	T	2208-L-506	C3TZ 4A080-D	T	2210-E-5101	E1HZ 2317-B

**1980/
FORD TRUCK PARTS**

ROCKWELL (TIMKEN) AXLE and RELATED PART NUMBERS

C O D E	VENDOR PART NUMBER		C O D E	VENDOR PART NUMBER		C O D E	VENDOR PART NUMBER	
	VENDOR PART NUMBER	FORD PART NUMBER		VENDOR PART NUMBER	FORD PART NUMBER		VENDOR PART NUMBER	FORD PART NUMBER
T	2210-F-3152	B9TT 2231-A	T	2214-Q-277 S	E7HZ 4067-M	T	2234-W-283	C1TT 4236-D
T	2210-F-5050	D8HZ 2316-C	T	2214-S-279 S	E7HZ 4067-L	T	2234-W-309	C3TZ 4236-B
T	2210-G-3153	B9TT 2230-B	T	2214-S-97	C3TZ 4067-E	T	A 2234-W-777 S	D8HZ 4434-A
T	2210-G-4869	E1HZ 2317-A	T	2214-T-72	B9TZ 4067-A	T	2234-X-310	C8TZ 4237-A
T	2210-H-3154	B9TT 2231-B	T	2214-V-178	D7HZ 4067-A	T	2234-X-700	C8TZ 4237-B
T	2210-H-4662	D5HZ 2230-A	T	2214-V-74	B9TT 4067-A	T	2234-X-778 S	D8HZ 4434-B
T	2210-H-4870	E1HZ 2316-A	T	2214-W-49	C3TZ 4067-K	T	2234-Y-233	TDAA 4236-A
T	2210-J-4664	D5HZ 2231-A	T	2214-X-50	C1TT 4067-A	T	2234-Z-208	7EQ 4236
T	2210-K-2221	TGAF 2231-A	T	2214-Y-1039 S	E7HZ 4067-E	T	2234-Z-624	C8TZ 4236-E
T	2210-K-3027	C1TT 2316-A	T	2214-Z-208	D8HZ 4067-A	T	2240-W-1115	7EQ 2376-A1
T	2210-K-5341	E1HZ 2316-G	T	2217-Z-26	8QH 2023	T	2240-W-439	8QH 2021
T	2210-K-5341 S	E1HZ 2317-H	T	S 2224-DD1	C8TZ 4216-E	T	2244-E-83 S	E4HZ 4565-A
T	2210-K-765	B8QH 2230-A	T	2230-K-11	7EQ 2196	T	2244-K-1025 S	E8HZ 4565-D
T	2210-L-2222	TGAF 2230-A	T	2233-A-105	C1TT 4215-B	T	2244-L-1026 S	E8HZ 4565-C
T	2210-L-2404	C1TT 2316-C	T	2233-B-210 S	E0HZ 4215-A	T	2244-Y-51 S	E8HZ 4565-B
T	2210-L-3028	C1TT 2317-A	T	A 2233-F-110	8TH 4215	T	2244-Y-77 S	E3HZ 4565-A
T	2210-L-3158	C0TT 2231-E	T	2233-J-140	B3TZ 4215-A	T	2244-Z-52 S	E8HZ 4565-A
T	2210-L-5342	E1HZ 2317-G	T	2233-J-192 S	D8HZ 4215-B	T	A 2249-D-4	D1TZ 3281-A
T	2210-L-766	B8QH 2231-A1	T	2233-K-245 S	E9HZ 4215-A	T	2257-J-10	51 3287
T	2210-M-2405	C1TT 2317-C	T	2233-M-117	C3TZ 4215-G	T	2257-N-14	TFAA 3287-A
T	2210-M-3159	C0TT 2230-E	T	2233-N-118	7EQ 4215-B	T	2257-P-16	TGAA 3287-A
T	2210-P-2980	B8QH 2316-A	T	2233-P-172	C8TZ 4215-B	T	2257-T-20	B4C 3287-A
T	2210-Q-2981	B8QH 2317-A	T	2233-T-124	7RY 4215	T	2257-W-23	C4TZ 3287-A
T	2210-Q-5009	D8HZ 2317-B	T	2233-U-1035 S	E8HZ 4215-A	T	2258-G-397	C1TT 4458-B
T	2210-Q-5555	E1HZ 2317-A	T	2233-U-47	C3TZ 4215-H	T	2258-G-579	D8HZ 2035-B
T	2210-R-5010	D8HZ 2316-B	T	2233-U-99	B8QH 4215-A	T	2258-K-349	D7HZ 2036-A
T	2210-R-5556	E1HZ 2230-A	T	2233-W-101	C1TT 4215-A	T	2258-L-402	C3TZ 4566-A
T	2210-S-3165	B9TT 2231-C	T	2233-W-153 S	D8HZ 4215-C	T	2258-L-714 S	E8HZ 4458-A
T	2210-T-3166	B9TT 2230-C	T	2233-Y-103	C1TZ 4215-A	T	2258-P-254	B8QH 2036-A
T	2210-W-5327	E1HZ 2316-F	T	2234-A-209	7RY 4236	T	2258-R-408	C3TZ 4A136-A
T	2210-W-5327 S	E1HZ 2316-F	T	2234-B-262	B5Y 4236-A	T	2258-T-124	B8QH 2296-A
T	2210-X-5328	E1HZ 2317-F	T	2234-B-340	C3TZ 4434-B	T	2258-T-566	D8HZ 2035-A
T	2210-X-5328 S	E1HZ 2317-F	T	2234-E-1019 S	E4HZ 4434-B	T	2258-U-359	B8QH 4263-A
T	2210-Y-4991	D8HZ 2221-A	T	2234-E-187	B8QH 4236-A	T	2258-U-411	C1TT 4458-C
T	2210-Z-4992	D8HZ 2230-A	T	2234-E-629	D3HZ 4236-A	T	2258-U-619	D8HZ 2296-A
T	2210-Z-780	8QH 2231-A	T	2234-F-266	C1TT 4236-C	T	2258-V-256	8QH 2296
T	2213-T-124	7RY 4215	T	2234-F-318	C3TZ 4434-A	T	2258-V-464	B8QH 2036-A
T	2214-B-1042 S	E7HZ 4067-N	T	2234-F-344	C3TZ 4236-B	T	2258-X-414	C1TT 4566-A
T	2214-B-288 S	E7HZ 4067-B	T	2234-F-734	D7HZ 4237-A	T	2258-Z-390	7EQ 2297-A
T	2214-C-1095 S	E7HZ 4067-F	T	2234-G-267	C3TZ 4236-K	T	MPS 2260	BB 4614-C
T	2214-C-289 S	E7HZ 4067-A	T	2234-G-319	C3TZ 4433-A	T	2260-J-10	7EQ 2207
T	2214-D-1044 S	E7HZ 4067-D	T	2234-H-242	C3TZ 4236-A	T	KIT 2261	E3HZ 4237-A
T	2214-D-56	C3TZ 4A133-A	T	2234-H-268	C3TZ 4236-F	T	MPS 2261	D5TZ 4614-C
T	2214-E-5	TEAA 4067-A	T	2234-K-245	TBAA 4236-A	T	MPS 2263	B7TZ 4141-A
T	2214-E-57	TDAA 4067-A	T	2234-K-271	C1TT 4236-B	T	KIT 2266	E4HZ 4497-A
T	2214-F-1046 S	E7HZ 4067-C	T	2234-L-272	C1TT 4236-A	T	KIT 2268	D8HZ 4450-C
T	2214-F-188 S	E7HZ 4067-K	T	2234-M-247	TCAA 4236-A	T	KIT 2269	E3HZ 4450-B
T	2214-G-163 S	D8HZ 4067-A	T	2234-M-325	C1TT 4434-C	T	2284-R-278	C3TZ 4A095-A
T	2214-G-215	E1HZ 4067-A	T	2234-M-793 S	D8HZ 4434-D	T	A1 2297-A-3589	D8HZ 4581-D
T	2214-H-1048 S	E7HZ 4067-G	T	A1 2234-N-846	D8HZ 4434-F	T	2297-A-729	C3TZ 4A123-A
T	2214-J-62	B5TZ 4067-A	T	2234-N-872 S	E0HZ 4236-A	T	2297-B-3096	D6TZ 4859-A
T	2214-K-1051 S	E7HZ 4067-J	T	2234-P-328	C1TT 4434-B	T	A 2297-B-3408 S	D8HZ 4581-B
T	2214-K-89	C3TZ 4067-A	T	2234-Q-797	D5TZ 4236-A	T	A1 2297-B-4240	E3HZ 4581-A
T	2214-L-272 S	E7HZ 4067-H	T	2234-R-1188 S	E8HZ 4434-B	T	2297-C-5151 S	E7HZ 4143-C
T	2214-L-64	B5Y 4067-A	T	2234-T-1190 S	E9HZ 4434-B	T	2297-C-627	C1TT 4859-C
T	2214-M-1053 S	E7HZ 4067-K	T	2234-T-202	8TH 4236	T	2297-C-861	B8A 4859-A
T	2214-M-91	C3TZ 4067-B	T	2234-V-256	B4T 4236-A	T	2297-D-1122	C3TZ 4441-A
T	2214-N-66	C3TZ 4A134-A	T	2234-V-724 S	D7HZ 4236-B	T	2297-D-2708 S	D7HZ 4859-B

**1980/
FORD TRUCK PARTS**

CROSS REFERENCE LIST 141

ROCKWELL (TIMKEN) AXLE and RELATED PART NUMBERS

C O D E	VENDOR PART NUMBER	FORD PART NUMBER	C O D E	VENDOR PART NUMBER	FORD PART NUMBER	C O D E	VENDOR PART NUMBER	FORD PART NUMBER
T	2297-D-3410	D7HZ 4859-A	T	KIT 2361	E7HZ 4149-A	T	2728-N-66	C3TZ 2296-A
T	A 2297-D-5334 S	E8HZ 4A318-A	T	MPS 2400	D8HZ 4446-E	T	2740-F-1124	C1TZ 2620-A
T	A 2297-D-862 S	D8HZ 4450-B	T	MPS 2401	D8HZ 4428-E	T	2740-H-710	D1TZ 2620-A
T	A1 2297-D-862 S	E1HZ 4450-B	T	KIT 2405	E8HZ 4497-A	T	2740-R-1240	C1TT 2285-C
T	A 2297-D-888	C2TZ 4613-A	T	KIT 2406	E8HZ 4497-B	T	2740-S-1241	C1TT 2284-C
T	2297-E-2293 S	D8HZ 4428-B	T	KIT 2407	E8HZ 4982-A	T	2740-T-1268	C1TT 7284-A
T	2297-E-5335 S	E8HZ 4567-A	T	2410	C5TZ 4737-B	T	2740-T-2854	C5TZ 2021-C
T	A 2297-E-811	C1TT 4450-C	T	K 2410	72053-S	T	2740-U-1269	C1TT 2285-A
T	2297-F-760	D3HZ 4859-A	T	KIT 2411	E8HZ 4K431-A	T	2740-U-983	C5TZ 2021-D
T	2297-G-865	B7A 4669-A	T	K 2412	72071-S	T	2740-V-1244	C1TT 2285-B
T	A 2297-H-1048	C3TZ 4613-D	T	KIT 2412	E8HZ 4497-D	T	2740-W-1245	C1TT 2284-B
T	A 2297-J-1050	C3TZ 4613-C	T	K 2414	72089-S	T	A 2747-A-27	C5TZ 2B000-B
T	2297-J-556	91T 2055	T	K 2416	72107-S	T	A 2747-C-55	C3TZ 2B000-A
T	2297-J-842	87046-S91	T	K 2418	72125-S	T	A 2747-R-18	C3TZ 2B024-A
T	2297-J-842	C7TZ 4859-A	T	KIT 2426	E9HZ 4982-A	T	A 2747-S-19	C5TZ 2B000-A
T	A 2297-K-1051	C3TZ 4613-B	T	KIT 2427	E8HZ 4R431-A	T	2758-A-53	C1TT 2634-A
T	A 2297-L-1052	C3TZ 4613-A	T	KIT 2431	E9HZ 4237-A	T	2758-C-55	C3TZ 2296-B
T	2297-L-298	C3TZ 4A124-A	T	KIT 2435	E8HZ 4A455-A	T	2758-Q-43	C3TZ 2035-A
T	2297-L-844	87042-S91	T	EX 2462 S	C6TZ 1180-A	T	2758-W-127	C5TZ 2035-A
T	2297-L-896	C1TT 4859-B	T	K 2510	72054-S	T	2758-W-23	D1TZ 2640-A
T	2297-M-2041	D1TZ 3130-B	T	S 2510 1	D8HZ 4A322-D	T	2758-X-50	C4TZ 2035-A
T	A 2297-M-871	C3TZ 4450-B	T	K 2512	72072-S	T	2760-J-10	C3TZ 2B021-A
T	2297-N-3888 S	E7HZ 4859-A	T	K 2524	C3TZ 4A150-A	T	2793	D3TZ 7065-A
T	2297-N-560	C1TT 4859-A	T	S 2524 1	E4HZ 4216-A	T	2797-A-157	C3TZ 2042-A
T	2297-N-716	C3TZ 4859-D	T	MPS 2587	D8HZ 4A421-D	T	2797-B-106	C3TZ 2325-B
T	2297-P-2226	D1TZ 7240-A	T	S 2610	20428-S8	T	2797-B-158	C3TZ 2042-B
T	2297-Q-563	TDAA 4194-B	T	S 2610 1	E1HZ 4399-A	T	2797-B-418	C6TZ 2042-B
T	2297-Q-693	TBAA 4859-B	T	K 2612	72073-S	T	2797-C-159	C5TZ 2042-D
T	2297-R-980	C1TT 4569-A	T	S 2612 1	D7HZ 4A205-A	T	2797-C-211	C5TZ 2316-A
T	2297-S-5349 S	E9HZ 4569-A	T	S 2613 1	C3TZ 4399-C	T	2797-C-419	C6TZ 2042-C
T	2297-S-695	TCAA 4859-A	T	K 2616	72109-S	T	2797-C-55	C3TZ 2A593-B
T	2297-S-695	D3TZ 4859-A	T	S 2620 1	C3TZ 4A140-A	T	2797-D-160	C5TZ 2042-C
T	2297-S-981	C1TT 4565-A	T	S 2623 1	D8HZ 4216-C	T	A 2797-D-290	C3TZ 2041-C
T	A1 2297-T-1606	C3TZ 4134-A	T	MPS 2637	D8HZ 4A455-A	T	2797-D-56	C3TZ 2325-C
T	A1 2297-U-2370	C3TZ 2B003-C	T	2708-D-4	C3TZ 2B036-A	T	2797-J-140	C3TZ 2B004-C
T	2297-X-2494 S	D8HZ 4565-A	T	S 2710	C7TZ 4A140-A	T	2797-M-117	C3TZ 2A593-A
T	A 2297-X-752	C1TT 4450-B	T	S 2710 1	D3TZ 4A140-A	T	2797-P-406	C3TZ 2B004-D
T	A 2297-X-778	C2TA 4A030-B	T	2710-D-212	C5TZ 2317-A	T	2797-Q-17	B5QH 2313-A
T	2297-X-804	C3TZ 4194-A	T	2710-R-148	C1TZ 2A710-B	T	2797-Q-95	C3TZ 2A470-B
T	2297-Y-4289 S	E8HZ 4L052-A			C1TT 2A633-D	T	2797-R-96	C3TZ 2325-A
T	A 2297-Y-779	B3T 2286-A	T	2710-U-125	C4TZ 2231-A	T	2797-S-130	C6TZ 2B004-A
T	2297-Z-5278 S	E8HZ 4428-A	T	2710-U-151 X	C1TZ 2A710-A	T	2797-S-19	TGBD 22310-A
T	KIT 2309	E7HZ 4237-C			C1TT 2A633-C	T	2797-V-100	C3TZ 2A470-A
T	KIT 2311	E8HZ 4237-A	T	2710-V-126	C4TZ 2230-A	T	2797-X-102	C3TZ 2A470-C
T	KIT 2317	E7HZ 4982-B	T	S 2711 1	D8HZ 4A145-A	T	2797-X-414	C6TZ 2042-D
T	KIT 2320	E7HZ 4982-A	T	S 2712	C1TZ 4A146-A	T	2797-Y-129	C3TZ 2B004-B
T	KIT 2324	E7HZ 4237-B	T	S 2712 1	D5TZ 4A146-A	T	2797-Y-415	C6TZ 2042-E
T	KIT 2326	E7HZ 4237-D	T	S 2713 1	C8TZ 4560-A	T	2803-A-1171	B8QH 4537-AA
T	M 2327 X	C4TZ 3010-F	T	MPS 2714	D3TZ 4141-G	T	2803-A-1301	B8QH 4536-J
T	KIT 2328	E7HZ 4237-F	T	S 2714 1	C7TZ 4560-A	T	2803-A-1561	D7HZ 4537-EN
T	KIT 2330	E7HZ 4237-H	T	S 2715 1	370313-S	T	2803-A-1821	C5TZ 4549-A
T	P 2330	C4TZ 3010-G	T	S 2716 1	C3TZ 4A146-A	T	2803-A-1847	D1TZ 7026-B
T	KIT 2333	E7HZ 4237-A	T	S 2716 D	C3TZ 4A146-A	T	2803-A-2003	C1TZ 4536-A
T	A4 2335-L-246	01T 4203-A	T	S 2717 1	D7HZ 4A140-B	T	2803-A-807	C1TT 4536-D
T	KIT 2340	E7HZ 4237-E	T	S 2718 1	D3TZ 4A146-A	T	2803-B-1302	B8QH 4536-K
T	KIT 2341	E7HZ 4237-G	T	2720	7EQ 1217-A	T	2803-B-1562	D7HZ 4537-EP
T	MPS 2353	B6TZ 4614-A	T	S 2722	D3TZ 4216-C	T	2803-B-1848	D1TZ 7026-C
T	R 2358	DOHZ 4851-E	T	S 2726 1	E2HZ 4216-A	T	2803-B-782	B8QH 4536-P

July, 1989

COPYRIGHT © 1989 — FORD MOTOR COMPANY — DEARBORN, MICHIGAN

New Issue

1980/
FORD TRUCK PARTS

ROCKWELL (TIMKEN) AXLE and RELATED PART NUMBERS

C O D E	VENDOR PART NUMBER	FORD PART NUMBER	C O D E	VENDOR PART NUMBER	FORD PART NUMBER	C O D E	VENDOR PART NUMBER	FORD PART NUMBER
T	2803-B-808	C1TT 4536-E	T	2803-P-1550	D7HZ 4537-EB	T	2808-J-686	C3TZ 4885-C
T	2803-C-1537	D7HZ 4537-DN	T	2803-P-1576	D7HZ 4537-DK	T	2808-L-895	D1TZ 7181-C
T	2803-C-705	B8QH 4536-F	T	2803-P-16	B8QH 4536-AC	T	2808-L-896	D1TZ 7181-D
T	2803-C-783	B8QH 4536-R	T	2803-P-822	C1TT 4536-G	T	2808-L-948	D1TZ 2C614-A
T	2803-C-809	C1TT 4536-F	T	2803-P-848	C5TZ 4548-A	T	2808-M-459	B8QH 4150-A
T	2803-D-1486	C3TZ 4537-G	T	2803-Q-1161	C1TT 4537-D	T	2808-M-507	C3TZ 4A060-B
T	2803-D-1538	D7HZ 4537-DP	T	2803-Q-1551	D7HZ 4537-EC	T	2808-M-897	D1TZ 7181-E
T	2803-D-1850	C1TT 4549-D	T	2803-Q-1577	D7HZ 4537-DL	T	2808-T-722	C3TZ 4035-C
T	2803-D-706	B8QH 4536-G	T	2803-Q-745	12000153	T	2808-X-882	D1TZ 7223-A
T	2803-D-784	B8QH 4536-AB	T	2803-Q-823	C1TT 4536-H	T	2808-Y-727	B8QH 4073-A
T	2803-E-1487	C3TZ 4537-E	T	2803-R-1162	C1TT 4537-E	T	2808-Y-883	D1TZ 7181-A
T	2803-E-1539	D7HZ 4537-DR	T	2803-R-1552	D7HZ 4537-ED	T	2808-Z-728	B8QH 4150-B
T	2803-E-1591	D7HZ 4537-ER	T	2803-R-1578	D7HZ 4537-DM	T	2808-Z-858	C3TZ 4461-A
T	2803-E-1851	C1TT 4549-E	T	2803-R-746	C5TZ 4541-B	T	S 2810	20432-S8
T	2803-E-707	TAKAA 4536-E	T	2803-R-824	C1TT 4536-J	T	S 2811	20452-S
T	2803-F-1488	C3TZ 4537-F	T	2803-S-1085	B8QH 4536-S	T	S 2811 1	C6TZ 4A140-A
T	2803-F-1540	D7HZ 4537-DS	T	2803-S-1163	C1TT 4537-F	T	K 2812	C8TZ 4323-A
T	2803-F-1592	D7HZ 4537-ES	T	2803-S-1553	D7HZ 4537-EE	T	S 2812	72075-S
T	2803-F-1852	C1TT 4549-F	T	2803-T-1164	C1TT 4537-G	T	S 2812	371912-S
T	2803-F-708	B8QH 4536-L	T	2803-T-1216	C3TZ 4A122-A	T	S 2812 1	D5TZ 4A140-A
T	2803-G-1541	D7HZ 4537-DT	T	2803-T-1554	D7HZ 4537-EF	T	S 2813 1	C1TT 4560-C
T	2803-G-1593	D7HZ 4537-ET	T	2803-U-1165	B8QH 4537-U	T	S 2814 1	C6TZ 4A140-B
T	2803-G-1853	C1TT 4549-G	T	2803-U-1217	C3TZ 4A122-B	T	S 2814 D1	C1TT 4216-K
T	2803-G-1931	D1TZ 7029-A	T	2803-U-1555	D7HZ 4537-EG	T	2814-L-64	B8TZ 4067-B
T	2803-G-2009	C1TZ 4548-A	T	2803-V-1166	B8QH 4537-V	T	2814-M-65	C1TZ 4067-A
T	2803-G-709	B8QH 4536-M	T	2803-V-1218	C3TZ 4A122-C	T	S 2815 D	C3TZ 4560-A
T	2803-H-1438	C3TZ 4537-Z	T	2803-V-126	B8QH 4536-T	T	S 2816 1	C8TZ 4323-B
T	2803-H-1542	D7HZ 4537-DV	T	2803-V-1556	D7HZ 4537-EH	T	S 2817 1	C3TZ 4560-F
T	2803-H-1568	D7HZ 4537-DD	T	2803-V-802	B8QH 4536-E	T	S 2818 1	D7HZ 4397-A
T	2803-H-1594	D7HZ 4537-EV	T	2803-W-1167	B8QH 4537-W	T	S 2822 1	D7HZ 4397-B
T	2803-H-1932	D1TZ 7029-B	T	2803-W-1531	C3TZ 4537-BR	T	S 2824 1	C8TZ 4216-A
T	2803-J-1440	C3TZ 4537-AA	T	2803-W-1557	D7HZ 4537-EJ	T	S 2824 A1	D7HZ 4216-B
T	2803-J-1544	D7HZ 4537-DW	T	2803-W-803	B8QH 4536-N	T	S 2824 D1	C1TT 4216-K
T	2803-J-1570	D7HZ 4537-DE	T	2803-X-1168	B8QH 4537-X	T	S 2826 1	D7HZ 4216-A
T	2803-J-1934	D1TZ 7029-C	T	2803-X-1532	C3TZ 4537-BS	T	S 2826 A1	D7HZ 4216-C
T	2803-K-1441	C3TA 4537-Y	T	2803-X-1558	D7HZ 4537-EK	T	S 2840 1	D7HZ 4216-D
T	2803-K-1545	D7HZ 4537-DX	T	2803-X-804	C1TT 4549-A	T	S 2842 1	D7HZ 4216-E
T	2803-K-1571	D7HZ 4537-DF	T	2803-Y-1169	B8QH 4537-Y	T	A 2843-J-348	C1TT 4543-B
T	2803-L-1286	B8QH 4537-T	T	2803-Y-1533	C2TA 4537-T	T	2843-J-478	C3TZ 4045-A
T	2803-L-1442	C3TZ 4536-B	T	2803-Y-1559	D7HZ 4537-EL	T	A 2843-L-350	B8QH 4068-A
T	2803-L-1546	D7HZ 4537-DY	T	2803-Y-805	C1TT 4549-B	T	A 2843-N-352	C3TZ 4A093-E
T	2803-L-1572	D7HZ 4537-DG	T	2803-Z-1170	B8QH 4537-Z	T	2843-S-149	B8QH 4149-A
T	2803-L-2014	D7HZ 4537-DC	T	2803-Z-1300	B8QH 4536-H	T	2843-T-410	D1TZ 7240-B
T	2803-L-818	C1TT 4548-A	T	2803-Z-1560	D7HZ 4537-EM	T	A 2843-X-388	C1TT 4543-C
T	2803-M-1157	C1TT 4537-A	T	2803-Z-1846	D1TZ 7026-A	T	2843-Y-389	C3TZ 4A095-E
T	2803-M-1443	C3TZ 4536-C	T	2803-Z-2002 S	D7HZ 4536-A	T	A 2843-Z-390	C5TZ 4543-A
T	2803-M-1547	D7HZ 4537-DZ	T	2803-Z-806	C1TT 4549-C	T	A1 2843-Z-390	C5TZ 4543-A
T	2803-M-1573	D7HZ 4537-DH	T	2808-A-651	C3TZ 4A060-A	T	2847-F-526	C3TZ 4449-A
T	2803-M-819	C1TT 4548-B	T	2808-A-807	C3TZ 4A060-E	T	2847-H-528	C1TT 4859-D
T	2803-N-1158	C1TT 4537-B	T	2808-B-652	C3TZ 4A060-C	T	2847-J-504	C3TZ 4859-B
T	2803-N-14	B8QH 4536-U	T	2808-B-886	D1TZ 7181-B	T	2847-M-585	C3TZ 4241-E
T	2803-N-1444	C3TZ 4536-C	T	2808-C-3	C3TZ 4035-H	T	2847-N-586	C3TZ 4441-B
T	2803-N-1444	C2TA 4536-D	T	2808-C-653	C3TZ 4A137-A	T	2847-P-328	C3TZ 4859-A
T	2803-N-1548	D7HZ 4537-EA	T	2808-C-705	C3TZ 4035-F	T	2847-Q-849	D1TZ 7961-A
T	2803-N-1574	D7HZ 4537-DJ	T	2808-D-368	C3TZ 4A065-F	T	2847-S-617	D1TZ 2B614-A
T	2803-N-820	C1TT 4548-C	T	2808-D-680	C3TZ 4885-B	T	2847-V-308	B8QH 4859-B
T	2803-N-846	C5TZ 4548-B	T	2808-D-706	C3TZ 4885-M	T	2847-X-492	C3TZ 4595-A
T	2803-P-1160	C1TT 4537-C	T	2808-G-189	C3TZ 4A065-A	T	2847-Z-312	C1TT 4791-A

**1980/
FORD TRUCK PARTS**

CROSS REFERENCE LIST 143

ROCKWELL (TIMKEN) AXLE and RELATED PART NUMBERS

C O D E	VENDOR PART NUMBER		FORD PART NUMBER		C O D E	VENDOR PART NUMBER		FORD PART NUMBER		C O D E	VENDOR PART NUMBER		FORD PART NUMBER	
T	2848-E-161	D1TZ	7103-A	T	3100-K-1727	B8QH	3010-B1	T	A2 3102-K-2559	B8QH	3281-A			
T	2849-F-214	C1TT	4050-A	T	3100-L-1338	B7QH	3010-C	T	A1 3102-L-2445	C3TZ	4612-H			
T	2849-K-219	C5TZ	4050-A	T	3100-L-1728	B8QH	3010-A	T	A1 3102-L-2820	C3TZ	4612-R			
T	2849-L-220	D1TZ	7289-A	T	3100-L-4328	C1TZ	3010-F	T	A1 3102-M-2509	C3TZ	4612-S			
T	2849-N-196	C3TZ	4450-M	T	3100-M-1183	B6Q	3010-A	T	A2 3102-M-2613	B8QH	3281-A			
T	2849-P-172	C1TT	4050-B	T	3100-M-1521	B7QH	3010-B	T	A 3102-P-3400	D1TZ	3A131-A			
T	2849-V-204	B8QH	4045-A	T	3100-M-3887	C6TZ	3010-G	T	A15 3102-R-1708	C3TZ	4612-J			
T	2849-V-282	D1TZ	7289-B	T	3100-M-5734	D5HZ	3010-F	T	A 3102-R-2436	C3TZ	4612-G			
T	2849-X-180	C3TZ	4450-A	T	3100-M-6331	D6TZ	3010-G	T	A 3102-S-2567	TNAW	3281-A			
T	2858-B-236	D1TZ	7234-A	T	3100-N-2874	C3TZ	3010-L	T	34A 3102-S-2853 X	C3TZ	4612-M			
T	2858-B-28	7EQ	2035	T	3100-N-4330	C6TZ	3010-A	T	A 3102-T-3400	D1TZ	3A131-A			
T	2858-M-91	C3TZ	2068-A	T	3100-P-1732	C1TZ	3010-D	T	3102-U-1113	7EQ	3283			
T	S 2910 1	D7HZ	4399-A	T	3100-P-2096	C1TT	3010-M	T	3102-U-2621	TAAA	3283-A			
T	S 2910 D1	C1TT	4399-A	T	3100-P-3890	C6TZ	3010-H	T	A2 3102-U-2673	C3TZ	3280-K			
T	S 2910 DP		371600-S8	T	3100-P-4436	D0HZ	3010-A	T	34A 3102-U-2855 X	C3TZ	4612-N			
T	S 2912 1	C1TT	4397-A	T	3100-Q-2877	C3TZ	3010-K	T	A 3102-U-2881	C5TZ	3281-B			
T	S 2913 1		371922-S	T	3100-Q-4333	C5TZ	3010-A	T	A1 3102-U-2881	C5TZ	3280-C			
T	S 2914 1	C3TZ	4397-A	T	3100-Q-901	TUAA	3010-A	T	3102-V-2518	B5QH	3283-A			
T	S 2914 1P		371601-S8	T	3100-R-1708	TEAA	3010-B	T	3102-V-2622	TCAA	3283-A			
T	S 2915 1	C1TT	4397-B	T	3100-S-4335	C1TZ	3010-H	T	38A 3102-V-2857 X	C3TZ	4612-K			
T	S 2916 1	C1TT	4397-C	T	3100-T-2100	C1TT	3010-L	T	A 3102-W-2519	B7T	3281-A			
T	S 2918 1	D7HZ	4397-E	T	3100-T-3894	C7TZ	3010-A	T	3102-W-2623	TDAA	3283-A			
T	S 2919 1		361602-S7-8	T	3100-U-1035	B5QH	3010-A	T	A 3102-X-2520	B7Q	3281-B			
T	S 2920		21098-S	T	3100-U-3609 X	C6TZ	3010-A	T	3102-X-2650	B9TT	3283-B			
T	S 2920 1	C1TT	4398-A	T	3100-U-4337	B7QH	3010-E	T	A 3102-X-2832 X	C3TZ	4612-D			
T	S 2924 1	D7HZ	4397-C	T	3100-U-4675	D0HZ	3010-C	T	A 3102-Y-1949	B7QH	3281-A			
T	S 2926 1	D7HZ	4397-D	T	3100-V-646	8J	3010	T	A 3102-Y-2001	B7Q	3281-B			
T	S 2934	D3TZ	4216-B	T	3100-W-1453	B7QH	3010-A	T	A 3102-Y-2521	B9T	3281-A			
T	MPS 2997	E4HZ	4R404-A	T	3100-W-5093	D5TZ	3010-A	T	3102-Y-2651	B9TT	3283-C			
T	3029	C6TZ	7089-K	T	3100-X-2104	C1TZ	3010-F	T	38A 3102-Y-2859 X	C3TZ	4612-L			
T	3100-A-4473	D0HZ	3010-E	T	3100-X-4678	D0HZ	3010-B	T	A 3102-Z-1950	B7QH	3281-B			
T	3100-A-5019	D5HZ	3010-H	T	3100-X-6342	D8HZ	3010-B	T	3102-Z-2652	B9TT	3283-E			
T	3100-A-5097	D5HZ	3010-D	T	3100-Y-1507	B7T	3010-A	T	902-30 3104 1	C9HZ	3A526-A			
T	3100-B-2108	C1TZ	3010-G	T	3100-Y-935	TGAA	3010-A	T	3105-F-136	8M	2240-A1			
		C1TZ	3010-H	T	3100-Z-4420	D0HZ	3010-F	T	3105-L-194	E1HZ	2356-A			
T	3100-B-4422	C7TZ	3010-E	T	3101-A-79	8J	3115	T	3107-D-1018 S	E8HZ	4569-A			
T	3100-C-1511	B7T	3010-B	T	3101-B-80	B8QH	3115-A	T	3107-E-1071 S	E8HZ	4455-E			
T	3100-C-1615	B7T	3010-D	T	3101-G-85	8MB	3115	T	3107-F-1020 S	E9HZ	4567-A			
T	3100-D-3878	C6TZ	3010-D	T	3101-H-60	7EQ	3115	T	3107-K-1025 S	E8HZ	4455-D			
T	3100-D-5100	D5TZ	3010-B	T	3101-L-90	TGAA	3115-A	T	3107-M-1001 S	E8HZ	4455-B			
T	3100-D-602	7RW	3010	T	3101-M-91	TUBV	3115-A	T	3107-R-1006 S	E8HZ	4455-A			
T	3100-D-6400 S	D5HZ	3010-J	T	3101-N-92	TGBV	3115-A	T	3107-S-1059 S	E9HZ	4455-A			
T	3100-E-1071	B7QH	3010-D	T	3101-Q-95	TALAA	3115-A	T	3107-U-1061 S	E9HZ	4455-B			
T	3100-E-4685 X	D0HZ	3010-D	T	3101-R-96	TAAC	3115-A	T	3107-Z-78 S	E8HZ	4455-C			
T	3100-E-5022	D5HZ	3010-C	T	3101-S-97	TCAK	3115-B	T	A 3111-A-2159	D5TZ	3106-G			
T	3100-E-5023	D5HZ	3010-B	T	3101-T-98	TDBA	3115-A	T	A 3111-B-2128	D5TZ	3105-G			
T	3100-E-5096	D5HZ	3010-G	T	3101-W-101	C1TT	3115-A	T	A1 3111-B-912	B7C	3105-A			
T	3100-E-5939	D5HZ	3010-A	T	3102-A-2653	B5Q	3283-A	T	A 3111-C-1745 X	D0HZ	3106-A			
T	3100-E-5959	D5HZ	3010-A	T	A2 3102-D-1928	TUAA	3281-A	T	A1 3111-C-887	D0HZ	3106-B			
T	3100-F-1514	B7Q	3010-A	T	A 3102-E-1955	B7Q	3281-A	T	A 3111-D-1746 X	D0HZ	3105-A			
T	3100-F-3880	C6TZ	3010-C	T	A 3102-E-2475	C3TZ	4612-F	T	3111-D-3084	D5HZ	3106-D			
T	3100-F-760	8Q	3010-A	T	A 3102-F-1956	B7QH	3281-C	T	A1 3111-D-888	D0HZ	3105-B			
T	3100-G-4323	C1TZ	3010-C	T	A 3102-F-1956	B7QH	3281-A	T	A 3111-E-1019	C3TZ	3106-D			
T	3100-H-1360	C1TZ	3010-E	T	A 3102-G-2711 X	C2TZ	4612-B	T	A32 3111-E-1019	C9TZ	3106-A			
T	3100-H-1521	B7QH	3010-E	T	A 3102-H-2218	8J	3281	T	A5 3111-E-1019	C6TZ	3106-D			
T	3100-H-2582	C5TZ	3010-B	T	A1 3102-H-3102	C4TZ	3280-A	T	3111-F 1596	C7TZ	3105-F			
T	3100-J-1518	B8QH	3010-C	T	A4 3102-J-2324	C3TZ	4612-E	T	A 3111-F-1020	C3TZ	3105-D			
T	3100-J-4326	C6TZ	3010-B	T	A 3102-J-2714 X	C2TZ	4612-A	T	A10 3111-F-1020	C6TZ	3105-E			

July, 1989

COPYRIGHT © 1989 — FORD MOTOR COMPANY — DEARBORN, MICHIGAN

New Issue

**1980/
FORD TRUCK PARTS**

ROCKWELL (TIMKEN) AXLE and RELATED PART NUMBERS

C O D E	VENDOR		C O D E	VENDOR		C O D E	VENDOR		C O D E	VENDOR	
	PART NUMBER	FORD PART NUMBER		PART NUMBER	FORD PART NUMBER		PART NUMBER	FORD PART NUMBER		PART NUMBER	FORD PART NUMBER
T	A46 3111-F-1020	C6TZ 3105-E	T	C 3121-B-548 R	D5HZ 4010-AD	T	C3 3121-N-560 S	E2HZ 4010-A			
T	A52 3111-F-1020	C9TZ 3105-A	T	C 3121-B-548 S	E2HZ 4010-J	T	C4 3121-N-560 R	D8HZ 4010-S			
T	A1 3111-H-2036	D5TZ 3105-C	T	C1 3121-B-574 R	D8HZ 4010-V	T	C4 3121-N-560 S	E2HZ 4010-B			
T	A 3111-H-840	TYAF 3105-A	T	C1 3121-B-574 S	E2HZ 4010-E	T	C 3121-N-586 R	D7HZ 4010-W			
T	A1 3111-J-2038	D5HZ 3105-C	T	C 3121-B-808	E3HZ 4010-N	T	C 3121-N-586 S	E2HZ 4010-H			
T	3111-J-2084	D5HZ 3105-D	T	C 3121-B-990 S	E4HZ 4010-N	T	C1 3121-N-586 R	D7HZ 4010-T			
T	A1 3111-J-894	B7T 3105-A	T	C 3121-C-133	D5HZ 4010-S	T	C1 3121-N-586 S	E2HZ 4010-F			
T	A 3111-K-843	TYAF 3106-A	T	C2 3121-C-133	D8HZ 4010-J	T	C 3121-P-562 R	D8HZ 4310-N			
T	3111-L-1026	C4TZ 3105-A	T	C 3121-C-575	E2HZ 4310-B	T	C 3121-P-562 S	E2HZ 4310-D			
T	A1 3111-L-1026	C6TZ 3105-D	T	C 3121-C-575 R	D8HZ 4310-L	T	C2 3121-P-562 R	E0HZ 4310-C			
T	A2 3111-L-1026	C4TZ 3105-A	T	C1 3121-C-575	E2HZ 4310-A	T	C2 3121-P-562 S	E2HZ 4310-E			
T	A3 3111-L-1026	C6TZ 3105-D	T	C1 3121-C-575 R	D8HZ 4310-K	T	C8 3121-P-94 S	E0HZ 4010-D			
T	A 3111-L-1494	B9TZ 3105-F	T	C2 3121-D-290	D8HZ 4010-N	T	C9 3121-P-94 S	D8HZ 4010-H			
T	3111-M-1027	C4TZ 3106-A	T	C 3121-D-342 S	D8HZ 4310-H	T	C 3121-P-978 S	E4HZ 4010-P			
T	A1 3111-M-1027	C6TZ 3106-C	T	C 3121-D-368	D8HZ 4010-K	T	C 3121-Q-1603 S	E9HZ 4310-B			
T	A3 3111-M-1027	C4TZ 3106-A	T	C 3121-E-1279 S	E7HZ 4010-C	T	C1 3121-Q-1603 S	E9HZ 4310-A			
T	A 3111-M-1053	C5TZ 3106-C	T	C 3121-E-239	D9HZ 4010-A	T	C 3121-Q-979 S	E4HZ 4010-S			
T	A2 3111-M-1053	C6TZ 3106-E	T	C 3121-E-239 S	D5TZ 4010-A	T	C 3121-R-694 R	D7HZ 4010-V			
T	A 3111-M-1495	B9TZ 3106-F	T	C 3121-E-317 S	D7HZ 4010-S	T	C 3121-R-694 S	E2HZ 4010-G			
T	A45 3111-P-718	B5QH 3105-A	T	C1 3121-E-681	E3HZ 4010-R	T	C 3121-R-980 S	E4HZ 4010-R			
T	A 3111-Q-1499	C7TZ 3106-D	T	C1 3121-E-83	D5HZ 4010-T	T	C 3121-S-1345 S	E7HZ 4010-F			
T	A36 3111-Q-719	B5QH 3106-A	T	C 3121-F-1332 S	E7HZ 4010-G	T	C3 3121-S-1345 S	E9HZ 4010-H			
T	A1 3111-Q-771	TGAA 3106-A	T	C 3121-G-1281 S	E8HZ 4010-C	T	C4 3121-S-1345 S	E9HZ 4010-J			
T	A5 3111-Q-849	B7QH 3106-A	T	C 3121-G-1307 S	E8HZ 4310-A	T	C2 3121-S-1397 S	E9HZ 4310-J			
T	A 3111-R-1500	C7TZ 3105-D	T	C10 3121-G-1307 S	E9HZ 4310-D	T	C3 3121-S-1397 S	E9HZ 4310-K			
T	A5 3111-R-850	B7QH 3105-A	T	C11 3121-G-1307 S	E9HZ 4310-G	T	C4 3121-S-1397 S	E9HZ 4310-H			
T	A 3111-T-1060	C5TZ 3105-C	T	C12 3121-G-1307 S	E9HZ 4310-E	T	C 3121-S-981 S	E4HZ 4310-G			
T	A2 3111-T-1060	C6TZ 3105-F	T	C6 3121-G-1307 S	E9HZ 4310-F	T	C12 3121-T-202 S	D8HZ 4310-G			
T	A22 3111-T-1060	C6TZ 3105-F	T	C8 3121-G-1307 S	E8HZ 4310-B	T	C 3121-T-982 S	E4HZ 4310-H			
T	A1 3111-T-774	TGAA 3105-A	T	C9 3121-G-1307 S	E9HZ 4310-C	T	C11 3121-U-203 S	D8HZ 4010-G			
T	A 3111-U-619	7EQ 3106-B	T	C1 3121-G-475 R	D8HZ 4010-T	T	C2 3121-U-203 S	D8HZ 4010-F			
T	A1 3111-V-2024	D5TZ 3105-D	T	C1 3121-G-631 S	E3HZ 4010-H	T	C8 3121-U-203 S	D8HZ 4010-E			
T	A 3111-V-2154	D5HZ 3105-B	T	C1 3121-G-683 S	E3HZ 4310-J	T	C 3121-U-853	E3HZ 4310-M			
T	A 3111-V-620	7EQ 3105-B	T	C 3121-J-1284 S	E7HZ 4010-B	T	C1 3121-U-853 S	E4HZ 4310-E			
T	A1 3111-W-2025	D5TZ 3106-D	T	C 3121-J-1336 S	E7HZ 4010-D	T	C 3121-U-983 S	E4HZ 4310-F			
T	A 3111-W-2155	D5HZ 3106-B	T	C3 3121-J-192 S	D7HZ 4310-N	T	C 3121-V-1348 S	E7HZ 4010-E			
T	A 3111-X-1506	C7TZ 3105-H	T	C 3121-J-62	D5HZ 4310-L	T	C 3121-V-724	E3HZ 4310-K			
T	3111-X-1896	D1TZ 3B105-A	T	C1 3121-J-62	D5HZ 4310-M	T	C5 3121-V-724	E3HZ 4310-L			
T	A 3111-X-1922	D1TZ 3105-A	T	C2 3121-J-62	D5HZ 4310-N	T	C 3121-V-854	E3HZ 4010-M			
T	A 3111-X-674	8J 3105	T	C 3121-K-63	D5HZ 4010-M	T	C 3121-W-1115 S	E6HZ 4010-C			
T	A 3111-Y-1507	C7TZ 3106-G	T	C1 3121-K-63	D5HZ 4010-N	T	C 3121-W-855	E3HZ 4310-H			
T	3111-Y-1897	D1TZ 3B106-A	T	C 3121-L-194	D5HZ 4010-D	T	C 3121-X-154 S	D7HZ 4310-M			
T	A 3111-Y-675	8J 3106	T	C 3121-L-298 S	D7HZ 4010-N	T	C1 3121-X-154 S	D7HZ 4310-K			
T	A36 3111-Y-727	C7TZ 3106-D	T	C 3121-L-350 S	D8HZ 4310-J	T	C4 3121-X-154 S	D7HZ 4310-L			
T	A42 3111-Z-728	C7TZ 3105-D	T	C3 3121-L-350 S	E0HZ 4310-A	T	C 3121-X-856	E3HZ 4010-J			
T	A1 3111-Z-910	B7Y 3105-A	T	C 3121-M-325 S	D7HZ 4310-R	T	C 3121-X-960 S	E7HZ 4010-A			
T	C 3121-A-105	D7HZ 4010-A	T	C 3121-M-351 S	D8HZ 4310-F	T	C 3121-Y-155 S	D7HZ 4010-P			
T	C1 3121-A-105	D5HZ 4010-AB	T	C1 3121-M-351 S	D8HZ 4310-E	T	C1 3121-Y-155 S	D7HZ 4010-M			
T	C2 3121-A-105	D5HZ 4010-AC	T	C 3121-M-585 R	D7HZ 4310-V	T	C 3121-Y-233 S	D5TZ 4010-A			
T	C3 3121-A-105 S	D7HZ 4010-L	T	C 3121-M-585 S	E2HZ 4310-H	T	C2 3121-Y-571	E3HZ 4310-N			
T	C8 3121-A-157 S	D7HZ 4310-P	T	C1 3121-M-585 R	D7HZ 4310-S	T	C3 3121-Y-571	E3HZ 4310-G			
T	C9 3121-A-157 S	D7HZ 4010-R	T	C1 3121-M-585 S	E2HZ 4310-F	T	C 3121-Y-857	E3HZ 4310-P			
T	C 3121-A-573	E2HZ 4310-C	T	C4 3121-M-585 R	D7HZ 4310-T	T	C10 3121-Z-1118 S	E9HZ 4010-D			
T	C 3121-A-573 R	D8HZ 4310-M	T	C4 3121-M-585 S	E2HZ 4310-G	T	C11 3121-Z-1118 S	E9HZ 4010-E			
T	C 3121-B-106	D7HZ 4310-A	T	C 3121-N-1600 S	E9HZ 4010-C	T	C12 3121-Z-1118 S	E9HZ 4010-F			
T	C1 3121-B-106	D5HZ 4310-S	T	C1 3121-N-1600 S	E9HZ 4010-B	T	C4 3121-Z-1118 S	E8HZ 4010-A			
T	C2 3121-B-106	D5HZ 4310-T	T	C3 3121-N-1600 S	E9HZ 4010-A	T	C7 3121-Z-1118 S	E9HZ 4010-G			
T	C3 3121-B-106 S	D7HZ 4310-J	T	C3 3121-N-560 R	E0HZ 4010-F	T	C9 3121-Z-1118 S	E8HZ 4010-B			

**1980/
FORD TRUCK PARTS**

CROSS REFERENCE LIST 145

ROCKWELL (TIMKEN) AXLE and RELATED PART NUMBERS

C O D E	VENDOR		C O D E	VENDOR		C O D E	VENDOR		FORD	
	PART NUMBER	FORD PART NUMBER		PART NUMBER	FORD PART NUMBER		PART NUMBER	FORD PART NUMBER	PART NUMBER	PART NUMBER
T	C2 3121-Z-572 R	D8HZ 4010-R	T	3133-H-4792	D5HZ 3130-D	T	A 3144-A-235	7RT	3290	
T	C2 3121-Z-572 S	E2HZ 4010-D	T	3133-J-1388	B8QH 3146-A	T	A 3144-A-261	B9TT	3290-D	
T	C3 3121-Z-572 R	D8HZ 4010-P	T	3133-J-1440	B7Y 3130-A	T	A 3144-B-236	7RT	3289	
T	C3 3121-Z-572 S	E2HZ 4010-C	T	3133-J-2402	C4TZ 3131-B	T	A 3144-B-262	B9TT	3290-E	
T	C 3121-Z-728	E3HZ 4010-K	T	3133-J-2870 X	C6TZ 3146-A	T	A 3144-C-237	TWAA	3290-A	
T	C5 3121-Z-728	E3HZ 4010-L	T	3133-K-1181	B7QH 3146-D	T	A 3144-D-238	B8QH	3289-A	
T	C 3121-Z-858	E3HZ 4010-P	T	3133-K-1389	B8QH 3146-B	T	A 3144-D-264	B9TT	3290-F	
T	C 3121-Z-988 S	E4HZ 4310-D	T	3133-K-2403	C4TZ 3130-B	T	A 3144-E-239	B7QH	3289-A	
T	3122-G-683	TFAA 3131-A	T	3133-K-3105	C6TZ 3146-H	T	A 3144-E-265	C0TT	3290-B	
T	3122-N-664	8J 3131	T	3133-L-1390	B8QH 3146-C	T	A 3144-F-110	7EQ	3289	
T	3122-S-695	B7T 3131-A	T	3133-L-1442	B7C 3130-A	T	A 3144-F-240	B8QH	3289-A	
T	3122-U-697	B7Y 3131-A	T	3133-L-1468	B9T 3131-A	T	A 3144-F-266	B9TT	3290-J	
T	3122-W-699	B8C 3131-A	T	3133-L-1494	B9TT 3146-B	T	A 3144-G-267	B9TT	3290-G	
T	3122-Y-649	7EQ 3131	T	3133-L-3314	C8TZ 3146-A	T	A 3144-J-296	C5TZ	3A130-B	
T	3133-A-1171	TUAA 3146-A	T	3133-M-1287	B7QH 3131-D	T	A 3144-K-297	C5TZ	3A131-B	
T	3133-A-1197	TYAF 3146-A	T	3133-M-1313	B8QH 3131-C	T	A3 3144-L-194	TGAY	3289-A	
T	3133-A-1275	B7T 3146-A	T	3133-M-1391	B8QH 3146-F	T	A3 3144-M-195	TGAY	3290-A	
T	3133-A-1301	B7Q 3130-A	T	3133-M-1547	C1TT 3131-D	T	A 3144-N-118	7EQ	3290	
T	3133-A-1327	B7T 3131-C	T	3133-M-2873 X	C6TZ 3131-B	T	A1 3144-T-202	TUAA	3289-A	
T	3133-A-1561	C1TT 3146-F	T	3133-M-2874 X	C6TZ 3130-B	T	A 3144-U-385	D1TZ	3A130-A	
T	3133-A-3069	C6TZ 3146-C	T	3133-N-1288	B7QH 3130-D	T	3198-L-1000 S	E7HZ	4029-A	
T	3133-A-3745	D0HZ 3131-E	T	3133-N-1314	B8QH 3130-C	T	3198-M-1001 S	E7HZ	4029-B	
T	3133-B-1068	8Q 3133	T	3133-N-1470	B9T 3130-A	T	3198-N-1002 S	E7HZ	4029-C	
T	3133-B-1198	TYAF 3130-A	T	3133-N-1548	C1TT 3130-A	T	3198-P-1004 S	E7HZ	4029-D	
T	3133-B-1276	B7Q 3146-B	T	3133-P-1134	TFAA 3130-A	T	A2 3200-A-1093 S	D3TZ	4141-H	
T	3133-B-1328	B7T 3130-C	T	3133-P-2486 X	C5TZ 3130-C	T	A73 3200-A-1093 529	D3TZ	4200-L	
T	3133-C-1225	B5QH 3131-A	T	3133-Q-1291	B7T 3146-C	T	G26 3200-A-1093 488	D3TZ	4200-N	
T	3133-C-1563	C1TT 3146-E	T	3133-Q-1473	B9T 3146-A	T	G66 3200-A-1093 583	TDAW	4200-A	
T	3133-D-1226	B5QH 3130-A	T	3133-Q-2487	C5TZ 3131-C	T	G67 3200-A-1093 488	D3TZ	4200-N	
T	3133-D-1382	B8QH 3146-G	T	3133-Q-2487 X	C5TZ 3131-C	T	G67 3200-A-1093 529	D3TZ	4200-L	
T	3133-D-4008	D1TZ 3146-A	T	3133-Q-2877 K	C6TZ 3146-B	T	G72 3200-A-1093 529	D3HZ	4200-Y	
T	3133-D-992	8J 3130	T	3133-Q-3865 X	D1TZ 3146-B	T	G72 3200-A-1093 583	D3HZ	4200-Z	
T	3133-E-1071	TGAA 3131-A	T	3133-R-1266	B7QH 3146-B	T	A7 3200-A-391	7EQ	4011	
T	3133-E-1201	TVAA 3146-A	T	3133-S-1293	B7T 3131-D	T	A1 3200-A-547 620	TEBC	4200-A	
T	3133-E-1279	B7QH 3131-A	T	3133-S-1319	B7QH 3146-A	T	A1 3200-A-547 680	TEBC	4200-B	
T	3133-E-1383	B8QH 3131-B	T	3133-S-1449	B9QH 3146-A	T	A1 3200-A-547 720	TEBC	4200-C	
T	3133-E-1409	B7T 3130-A	T	3133-S-2489 X	C5TZ 3146-C	T	A16 3200-A-547 620	C1TT	4200-DT	
T	3133-E-1591	C1TT 3146-H	T	3133-T-1268	B7QH 3131-A	T	A16 3200-A-547 680	C1TT	4200-DS	
T	3133-E-2293 X	C4TZ 3146-A	T	3133-U-1269	B7QH 3130-A	T	A16 3200-A-547 720	C1TT	4200-DR	
T	3133-E-2865 X	C6TZ 3131-A	T	3133-U-1295	B7T 3130-D	T	A2 3200-A-547	B6T	4141-B	
T	3133-E-2969	C6TZ 3146-D	T	3133-U-2699 X	C5TZ 3146-B	T	A27 3200-A-547 620	C7TZ	4200-DA	
T	3133-E-447	7EQ 3130	T	3133-U-4467	D5HZ 3131-B	T	A27 3200-A-547 680	C7TZ	4200-DB	
T	3133-F-1072	TGAA 3130-A	T	3133-V-2960	C6TZ 3146-E	T	A27 3200-A-547 720	C7TZ	4200-DC	
T	3133-F-1280	B7QH 3130-B	T	3133-V-3402	C8HZ 3146-A	T	A 3200-A-573 486	B9TT	4200-A	
T	3133-F-1384	B8QH 3130-B	T	3133-V-4468	D5HZ 3130-B	T	A 3200-A-573 514	B9TT	4200-B	
T	3133-F-2346	C5TZ 3146-A	T	3133-W-1271	B7T 3131-B	T	A 3200-A-573 583	B9TT	4200-C	
T	3133-F-3594	D0HZ 3131-C	T	3133-W-1297	B7Q 3146-A	T	A2 3200-A-573	B9TT	4141-A	
T	3133-G-1281	B7QH 3146-C	T	3133-W-3065	C6TZ 3146-G	T	A 3200-C-1225 576	D7HZ	4300-BB	
T	3133-G-1307	B7QH 3131-C	T	3133-Y-1013	8Q 3131-A	T	A1 3200-C-1225 576	D7HZ	4200-BR	
T	3133-G-1385	B8QH 3131-A	T	3133-Y-1195	TYAF 3131-A	T	A2 3200-C-1225 S	D7HZ	4341-B	
T	3133-G-1593	C1TT 3146-G	T	3133-Y-1273	B7T 3130-B	T	A10 3200-C-1381 342	E8HZ	4200-FA	
T	3133-G-2867 X	C6TZ 3130-A	T	3133-Y-1299	B7Q 3131-A	T	A10 3200-C-1381 358	E8HZ	4200-FB	
T	3133-G-3595	D0HZ 3130-C	T	3133-Y-1377	B8QH 3146-D	T	A10 3200-C-1381 373	E8HZ	4200-FC	
T	3133-G-4791	D5HZ 3131-D	T	3133-Y-1403	C0TT 3146-A	T	A10 3200-C-1381 391	E8HZ	4200-FD	
T	3133-H-1230	B5QH 3146-A	T	3133-Z-1014	8Q 3130-A	T	A10 3200-C-1381 410	E8HZ	4200-FE	
T	3133-H-1308	B7QH 3130-C	T	3133-Z-1092	TGAA 3146-A	T	A2 3200-C-1381 S	E8HZ	4141-B	
T	3133-H-1386	B8QH 3130-A	T	3133-Z-1378	B8QH 3146-A	T	A9 3200-C-1381 342	E8HZ	4200-EV	
T	3133-H-3102	C6TZ 3146-F	T	3133-Z-3744	D0HZ 3130-E	T	A9 3200-C-1381 358	E8HZ	4200-EW	

July, 1989

COPYRIGHT © 1989 — FORD MOTOR COMPANY — DEARBORN, MICHIGAN

New Issue

**1980/
FORD TRUCK PARTS**

ROCKWELL (TIMKEN) AXLE and RELATED PART NUMBERS

C O D E	VENDOR		FORD		C O D E	VENDOR		FORD		C O D E	VENDOR		FORD				
	PART NUMBER	PART NUMBER	PART NUMBER	PART NUMBER		PART NUMBER	PART NUMBER	PART NUMBER	PART NUMBER		PART NUMBER	PART NUMBER	PART NUMBER	PART NUMBER			
T	A9	3200-C-1381	373	E8HZ	4200-EX	T	B29	3200-C-393	529	C1TT	4200-CU	T	E94	3200-C-393	355	C7TZ	4200-AL
T	A9	3200-C-1381	391	E8HZ	4200-EY	T	B29	3200-C-393	583	C1TT	4200-CV	T	E94	3200-C-393	411	C7TZ	4200-AM
T	A9	3200-C-1381	410	E8HZ	4200-EZ	T	B29	3200-C-393	683	C1TT	4200-CY	T	E94	3200-C-393	444	C7TZ	4200-AN
T	A14	3200-C-1433	391	E4HZ	4200-BF	T	B29	3200-C-393	780	C1TT	4200-DN	T	E94	3200-C-393	463	C7TZ	4200-AP
T	A14	3200-C-1433	410	E4HZ	4200-BG	T	B29	3200-C-393	860	C1TT	4200-DM	T	F13	3200-C-393	488	C8TZ	4200-BL
T	A14	3200-C-1433	430	E4HZ	4200-BH	T	B54	3200-C-393	411	C4TA	4200-AY	T	F13	3200-C-393	529	C8TZ	4200-BM
T	A14	3200-C-1433	456	E4HZ	4200-BJ	T	B54	3200-C-393	444	C4TA	4200-AV	T	F13	3200-C-393	583	C8TZ	4200-BN
T	A14	3200-C-1433	538	E4HZ	4200-BK	T	B54	3200-C-393	463	C1TT	4200-CT	T	F13	3200-C-393	617	C8TZ	4200-BR
T	A14	3200-C-1433	557	E4HZ	4200-BL	T	B55	3200-C-393	411	C4TA	4200-BC	T	F13	3200-C-393	683	C8TZ	4200-BS
T	A14	3200-C-1433	614	E4HZ	4200-BM	T	B55	3200-C-393	444	C4TA	4200-BB	T	F13	3200-C-393	780	C8TZ	4200-BT
T	A2	3200-C-1433	S	E4HZ	4141-A	T	B55	3200-C-393	463	C1TT	4200-CZ	T	F13	3200-C-393	860	C8TZ	4200-BU
T	A43	3200-C-1433	391	E5HZ	4200-A	T	C16	3200-C-393	529	C3TA	4200-EJ	T	F14	3200-C-393	355	C8TZ	4200-BG
T	A43	3200-C-1433	410	E5HZ	4200-B	T	C16	3200-C-393	583	C3TA	4200-EK	T	F14	3200-C-393	411	C8TZ	4200-BH
T	A43	3200-C-1433	430	E5HZ	4200-C	T	C16	3200-C-393	683	C3TA	4200-EL	T	F14	3200-C-393	444	C8TZ	4200-BJ
T	A43	3200-C-1433	456	E5HZ	4200-D	T	C16	3200-C-393	780	C3TA	4200-EM	T	F14	3200-C-393	463	C8TZ	4200-BK
T	A43	3200-C-1433	538	E5HZ	4200-E	T	C16	3200-C-393	860	C3TA	4200-EN	T	F15	3200-C-393	488	C8TZ	4200-BA
T	A43	3200-C-1433	557	E5HZ	4200-F	T	C18	3200-C-393	529	C3TA	4200-ER	T	F15	3200-C-393	529	C8TZ	4200-AZ
T	A43	3200-C-1433	614	E5HZ	4200-G	T	C18	3200-C-393	583	C3TA	4200-ES	T	F15	3200-C-393	583	C8TZ	4200-BB
T	A15	3200-C-1511	342	E9HZ	4200-DV	T	C18	3200-C-393	683	C3TA	4200-ET	T	F15	3200-C-393	617	C8TZ	4200-BC
T	A15	3200-C-1511	373	E9HZ	4200-DW	T	C18	3200-C-393	780	C3TA	4200-EU	T	F15	3200-C-393	683	C8TZ	4200-BD
T	A15	3200-C-1511	391	E9HZ	4200-DX	T	C18	3200-C-393	860	C3TA	4200-EV	T	F15	3200-C-393	780	C8TZ	4200-BE
T	A15	3200-C-1511	410	E9HZ	4200-DY	T	C19	3200-C-393	411	C4TA	4200-BE	T	F15	3200-C-393	860	C8TZ	4200-BF
T	A17	3200-C-1511	342	E9HZ	4200-DZ	T	C19	3200-C-393	444	C4TA	4200-BD	T	F16	3200-C-393	411	C8TZ	4200-AU
T	A17	3200-C-1511	358	E9HZ	4200-EA	T	C19	3200-C-393	463	C3TA	4200-EC	T	F16	3200-C-393	444	C8TZ	4200-AV
T	A17	3200-C-1511	373	E9HZ	4200-EB	T	C20	3200-C-393	411	C4TA	4200-BA	T	F16	3200-C-393	463	C8TZ	4200-AY
T	A17	3200-C-1511	391	E9HZ	4200-EC	T	C20	3200-C-393	444	C4TA	4200-AZ	T	F31	3200-C-393	355	C8TZ	4200-JR
T	A17	3200-C-1511	410	E9HZ	4200-ED	T	C20	3200-C-393	463	C3TA	4200-ED	T	F31	3200-C-393	370	D7HZ	4200-B
T	A2	3200-C-1511	S	E8HZ	4141-A	T	D24	3200-C-393	529	C6TZ	4200-FF	T	F31	3200-C-393	411	C8TZ	4200-JS
T	A3	3200-C-1511	342	E8HZ	4200-CW	T	D24	3200-C-393	583	C6TZ	4200-FE	T	F31	3200-C-393	444	C8TZ	4200-JT
T	A3	3200-C-1511	358	E8HZ	4200-CX	T	D24	3200-C-393	683	C6TZ	4200-FD	T	F31	3200-C-393	463	C8TZ	4200-JU
T	A3	3200-C-1511	373	E8HZ	4200-CY	T	D24	3200-C-393	780	C6TZ	4200-FC	T	F32	3200-C-393	411	D5HZ	4200-AH
T	A3	3200-C-1511	391	E8HZ	4200-CZ	T	D24	3200-C-393	860	C6TZ	4200-FB	T	F32	3200-C-393	488	C8TZ	4200-JY
T	A4	3200-C-1511	342	E8HZ	4200-DA	T	D32	3200-C-393	488	C6TZ	4200-FP	T	F32	3200-C-393	583	C8TZ	4200-KA
T	A4	3200-C-1511	358	E8HZ	4200-DB	T	D32	3200-C-393	529	C6TZ	4200-FN	T	F32	3200-C-393	617	C8TZ	4200-KB
T	A4	3200-C-1511	373	E8HZ	4200-DC	T	D32	3200-C-393	529	C7TZ	4200-DE	T	F32	3200-C-393	683	C8TZ	4200-KC
T	A4	3200-C-1511	391	E8HZ	4200-DD	T	D32	3200-C-393	583	C6TZ	4200-FM	T	F32	3200-C-393	780	C8TZ	4200-KD
T	A4	3200-C-1511	410	E8HZ	4200-DE	T	D32	3200-C-393	617	C6TZ	4200-FL	T	F32	3200-C-393	860	C8TZ	4200-KE
T	A7	3200-C-1511	342	E8HZ	4200-T	T	D33	3200-C-393	355	C6TZ	4200-FK	T	F34	3200-C-393	370	D7HZ	4200-C
T	A7	3200-C-1511	358	E8HZ	4200-V	T	D33	3200-C-393	411	C6TZ	4200-FJ	T	F34	3200-C-393	411	C8TZ	4200-KF
T	A7	3200-C-1511	373	E8HZ	4200-W	T	D33	3200-C-393	411	C7TZ	4200-DD	T	F34	3200-C-393	444	C8TZ	4200-KG
T	A7	3200-C-1511	391	E8HZ	4200-X	T	D33	3200-C-393	444	C6TZ	4200-FH	T	F34	3200-C-393	463	C8TZ	4200-KH
T	A7	3200-C-1511	410	E8HZ	4200-Y	T	D33	3200-C-393	463	C6TZ	4200-FG	T	F35	3200-C-393	488	C8TZ	4200-KL
T	A8	3200-C-1511	342	E8HZ	4200-Z	T	E78	3200-C-393	488	C7TZ	4200-AE	T	F35	3200-C-393	529	C8TZ	4200-KJ
T	A8	3200-C-1511	358	E8HZ	4200-AA	T	E78	3200-C-393	529	C7TZ	4200-AF	T	F35	3200-C-393	583	C8TZ	4200-KM
T	A8	3200-C-1511	373	E8HZ	4200-AB	T	E78	3200-C-393	583	C7TZ	4200-AG	T	F35	3200-C-393	617	C8TZ	4200-KN
T	A8	3200-C-1511	391	E8HZ	4200-AC	T	E78	3200-C-393	617	C7TZ	4200-AH	T	F35	3200-C-393	683	C8TZ	4200-KR
T	A8	3200-C-1511	410	E8HZ	4200-AD	T	E79	3200-C-393	355	C7TZ	4200-AA	T	F35	3200-C-393	780	C8TZ	4200-KS
T	A2	3200-C-393		C3TZ	4141-M	T	E79	3200-C-393	411	C7TZ	4200-AB	T	F49	3200-C-393	488	D7HZ	4200-V
T	A78	3200-C-393	488	C7TZ	4200-AE	T	E79	3200-C-393	444	C7TZ	4200-AC	T	F49	3200-C-393	529	D7HZ	4200-W
T	A78	3200-C-393	529	C7TZ	4200-AF	T	E79	3200-C-393	463	C7TZ	4200-AD	T	F49	3200-C-393	583	D7HZ	4200-X
T	A78	3200-C-393	583	C7TZ	4200-AG	T	E91	3200-C-393	488	C7TZ	4200-CN	T	F49	3200-C-393	617	D7HZ	4200-Y
T	A78	3200-C-393	617	C7TZ	4200-AH	T	E91	3200-C-393	529	C7TZ	4200-CR	T	F49	3200-C-393	683	D7HZ	4200-Z
T	B	3200-C-393		C1TT	4141-G	T	E92	3200-C-393	355	C7TZ	4200-CJ	T	F49	3200-C-393	780	D7HZ	4200-AA
T	B28	3200-C-393	529	C1TT	4200-CL	T	E92	3200-C-393	411	C7TZ	4200-CK	T	F50	3200-C-393	488	D7HZ	4200-AF
T	B28	3200-C-393	583	C1TT	4200-CM	T	E92	3200-C-393	444	C7TZ	4200-CL	T	F50	3200-C-393	529	E2HZ	4200-AB
T	B28	3200-C-393	683	C1TT	4200-CN	T	E92	3200-C-393	463	C7TZ	4200-CM	T	F50	3200-C-393	583	D7HZ	4200-AG
T	B28	3200-C-393	780	C1TT	4200-CR	T	E93	3200-C-393	488	C7TZ	4200-AJ	T	F50	3200-C-393	617	D7HZ	4200-AH
T	B28	3200-C-393	860	C1TT	4200-CS	T	E93	3200-C-393	529	C7TZ	4200-AK	T	F50	3200-C-393	683	D7HZ	4200-AJ

1980/ FORD TRUCK PARTS

ROCKWELL (TIMKEN) AXLE and RELATED PART NUMBERS

C O D E	VENDOR PART NUMBER	FORD PART NUMBER	C O D E	VENDOR PART NUMBER	FORD PART NUMBER	C O D E	VENDOR PART NUMBER	FORD PART NUMBER
T	F50 3200-C-393 780	D7HZ 4200-AK	T	A50 3200-D-1564 430/600	E8HZ 4200-HC	T	A9 3200-D-1616 456/636	E7HZ 4200-BR
T	F50 3200-C-393 860	D7HZ 4200-AL	T	A50 3200-D-1564 586/817	E8HZ 4200-HF	T	A 3200-E-1227 596	D7HZ 4300-BC
T	F51 3200-C-393 370	D7HZ 4200-C	T	A53 3200-D-1564 430/600	E8HZ 4200-HD	T	A2 3200-E-1227 S	D7HZ 4341-A
T	F51 3200-C-393 390	E0HZ 4200-BX	T	A53 3200-D-1564 586/817	E8HZ 4200-HG	T	A4 3200-E-1643	C6TZ 4851-P
T	F51 3200-C-393 411	D7HZ 4200-R	T	A54 3200-D-1564 430/600	E8HZ 4200-HE	T	A31 3200-E-345 680	TEBC 4200-E
T	F51 3200-C-393 444	D7HZ 4200-S	T	A54 3200-D-1564 586/817	E8HZ 4200-HH	T	A15 3200-E-395 680	TEAA 4200-A
T	F51 3200-C-393 463	D7HZ 4200-T	T	A58 3200-D-1564 717/100	E7HZ 4200-JP	T	A2 3200-E-395	B6T 4141-C
T	F52 3200-C-393 370	D7HZ 4200-B	T	A59 3200-D-1564 391/545	E9HZ 4200-FM	T	A31 3200-E-395 620	TEBC 4200-D
T	F52 3200-C-393 390	E0HZ 4200-BY	T	A59 3200-D-1564 410/572	E9HZ 4200-FN	T	A31 3200-E-395 680	TEBC 4200-E
T	F52 3200-C-393 411	D7HZ 4200-AC	T	A59 3200-D-1564 430/600	E9HZ 4200-DK	T	A31 3200-E-395 720	TEBC 4200-F
T	F52 3200-C-393 444	D7HZ 4200-AD	T	A59 3200-D-1564 456/636	E9HZ 4200-DL	T	A72 3200-E-395 620	B9TZ 4200-A
T	F52 3200-C-393 463	D7HZ 4200-AE	T	A59 3200-D-1564 488/680	E9HZ 4200-DM	T	A72 3200-E-395 680	B9TZ 4200-B
T	G25 3200-C-393 488	D7HZ 4200-V	T	A59 3200-D-1564 538/750	E9HZ 4200-DN	T	A72 3200-E-395 720	B9TZ 4200-C
T	G25 3200-C-393 529	D7HZ 4200-W	T	A59 3200-D-1564 586/817	E9HZ 4200-DP	T	A10 3200-E-603 433	C3TA 4200-A
T	G25 3200-C-393 583	D7HZ 4200-X	T	A59 3200-D-1564 650/907	E9HZ 4200-DR	T	A10 3200-E-603 463	C3TA 4200-B
T	G25 3200-C-393 617	D7HZ 4200-Y	T	A59 3200-D-1564 683/953	E9HZ 4200-DS	T	A10 3200-E-603 529	C3TA 4200-C
T	G25 3200-C-393 683	D7HZ 4200-Z	T	A59 3200-D-1564 717/100	E9HZ 4200-DT	T	A10 3200-E-603 614	C3TA 4200-AB
T	G25 3200-C-393 780	D7HZ 4200-AA	T	A12 3200-D-1616 650/907	E7HZ 4200-BK	T	A11 3200-E-603 411	C3TA 4200-H
T	G26 3200-C-393 488	D7HZ 4200-AF	T	A14 3200-D-1616 650/907	E7HZ 4200-BD	T	A11 3200-E-603 433	C3TA 4200-D
T	G26 3200-C-393 583	D7HZ 4200-AG	T	A15 3200-D-1616 650/907	E7HZ 4200-BV	T	A11 3200-E-603 463	C3TA 4200-E
T	G26 3200-C-393 617	D7HZ 4200-AH	T	A17 3200-D-1616 391/545	E7HZ 4200-BN	T	A11 3200-E-603 529	C3TA 4200-F
T	G26 3200-C-393 683	D7HZ 4200-AJ	T	A18 3200-D-1616 391/545	E7HZ 4200-BY	T	A11 3200-E-603 614	C3TA 4200-AC
T	G26 3200-C-393 780	D7HZ 4200-AK	T	A19 3200-D-1616 410/572	E7HZ 4200-BP	T	A12 3200-E-603 411	C3TA 4200-G
T	G26 3200-C-393 860	D7HZ 4200-AL	T	A2 3200-D-1616 S	E7HZ 4141-D	T	A13 3200-E-603 411	C3TA 4200-H
T	G27 3200-C-393 370	D7HZ 4200-C	T	A20 3200-D-1616 410/572	E7HZ 4200-BZ	T	A16 3200-E-603 370	D8HZ 4200-K
T	G27 3200-C-393 411	D7HZ 4200-R	T	A21 3200-D-1616 456/636	E7HZ 4200-BG	T	A16 3200-E-603 411	D8HZ 4200-L
T	G27 3200-C-393 444	D7HZ 4200-S	T	A22 3200-D-1616 456/636	E7HZ 4200-CA	T	A2 3200-E-603	C3TZ 4141-A
T	G27 3200-C-393 463	D7HZ 4200-T	T	A23 3200-D-1616 488/680	E7HZ 4200-BB	T	A8 3200-E-603 433	D8HZ 4200-M
T	G28 3200-C-393 370	D7HZ 4200-B	T	A24 3200-D-1616 488/680	E7HZ 4200-BH	T	A92 3200-E-603 370	E4HZ 4200-ES
T	G28 3200-C-393 411	D7HZ 4200-AC	T	A25 3200-D-1616 488/680	E7HZ 4200-BS	T	A92 3200-E-603 411	E4HZ 4200-ET
T	G28 3200-C-393 444	D7HZ 4200-AD	T	A26 3200-D-1616 488/680	E7HZ 4200-CB	T	A92 3200-E-603 433	E4HZ 4200-EV
T	G28 3200-C-393 463	D7HZ 4200-AE	T	A27 3200-D-1616 538/750	E7HZ 4200-BC	T	A10 3200-F-1488 430	E7HZ 4200-D
T	A 3200-D-1226 578	D7HZ 4300-BD	T	A28 3200-D-1616 538/750	E7HZ 4200-BJ	T	A10 3200-F-1488 456	E7HZ 4200-E
T	A1 3200-D-1226 578	D7HZ 4200-BT	T	A29 3200-D-1616 538/750	E7HZ 4200-BT	T	A10 3200-F-1488 488	E7HZ 4200-F
T	A2 3200-D-1226 S	D7HZ 4341-C	T	A30 3200-D-1616 683/953	E7HZ 4200-BE	T	A10 3200-F-1488 513	E7HZ 4200-JS
T	A12 3200-D-1564 538/750	E7HZ 4200-DY	T	A31 3200-D-1616 683/953	E7HZ 4200-BL	T	A10 3200-F-1488 586	E8HZ 4200-GL
T	A13 3200-D-1564 650/907	E7HZ 4200-DP	T	A32 3200-D-1616 683/953	E7HZ 4200-BW	T	A10 3200-F-1488 614	E7HZ 4200-G
T	A14 3200-D-1564 683/953	E7HZ 4200-EA	T	A33 3200-D-1616 717/100	E7HZ 4200-BF	T	A10 3200-F-1488 717	E7HZ 4200-H
T	A16 3200-D-1564 650/907	E7HZ 4200-DK	T	A34 3200-D-1616 717/100	E7HZ 4200-BM	T	A2 3200-F-1488 S	E7HZ 4141-A
T	A2 3200-D-1564 S	E7HZ 4141-F	T	A35 3200-D-1616 717/100	E7HZ 4200-BX	T	A8 3200-F-1488 430	E9HZ 4200-AE
T	A20 3200-D-1564 391/545	E7HZ 4200-DT	T	A43 3200-D-1616 586/817	E8HZ 4200-HK	T	A8 3200-F-1488 456	E9HZ 4200-AF
T	A21 3200-D-1564 391/545	E7HZ 4200-EC	T	A44 3200-D-1616 430/600	E8HZ 4200-GR	T	A8 3200-F-1488 488	E9HZ 4200-AG
T	A22 3200-D-1564 410/572	E7HZ 4200-DV	T	A44 3200-D-1616 586/817	E8HZ 4200-GS	T	A8 3200-F-1488 513	E9HZ 4200-AH
T	A23 3200-D-1564 410/572	E7HZ 4200-ED	T	A44 3200-D-1616 614/857	E8HZ 4200-GW	T	A8 3200-F-1488 586	E9HZ 4200-AJ
T	A24 3200-D-1564 456/636	E7HZ 4200-DL	T	A45 3200-D-1616 430/600	E8HZ 4200-HL	T	A8 3200-F-1488 614	E9HZ 4200-AK
T	A25 3200-D-1564 456/636	E7HZ 4200-DW	T	A45 3200-D-1616 586/817	E8HZ 4200-GT	T	A8 3200-F-1488 717	E9HZ 4200-AL
T	A26 3200-D-1564 456/636	E7HZ 4200-EE	T	A45 3200-D-1616 614/857	E8HZ 4200-GX	T	A9 3200-F-1488 488	E7HZ 4200-A
T	A27 3200-D-1564 488/680	E7HZ 4200-DM	T	A46 3200-D-1616 586/817	E8HZ 4200-GV	T	A9 3200-F-1488 513	E7HZ 4200-JR
T	A28 3200-D-1564 488/680	E7HZ 4200-DX	T	A46 3200-D-1616 614/857	E8HZ 4200-GY	T	A9 3200-F-1488 586	E8HZ 4200-GK
T	A29 3200-D-1564 488/680	E7HZ 4200-EF	T	A48 3200-D-1616 430/600	E9HZ 4200-CK	T	A9 3200-F-1488 614	E7HZ 4200-B
T	A30 3200-D-1564 538/750	E7HZ 4200-DN	T	A48 3200-D-1616 456/636	E9HZ 4200-CL	T	A9 3200-F-1488 717	E7HZ 4200-C
T	A31 3200-D-1564 538/750	E7HZ 4200-EG	T	A48 3200-D-1616 488/680	E9HZ 4200-CM	T	A18 3200-F-1566 410/559	E7HZ 4200-HE
T	A32 3200-D-1564 650/907	E7HZ 4200-DZ	T	A48 3200-D-1616 538/750	E9HZ 4200-CN	T	A19 3200-F-1566 410/559	E7HZ 4200-HP
T	A33 3200-D-1564 650/907	E7HZ 4200-EH	T	A48 3200-D-1616 586/817	E9HZ 4200-CP	T	A2 3200-F-1566 S	E7HZ 4141-J
T	A34 3200-D-1564 683/953	E7HZ 4200-DR	T	A48 3200-D-1616 614/857	E9HZ 4200-CR	T	A20 3200-F-1566 430/586	E7HZ 4200-HF
T	A35 3200-D-1564 717/100	E7HZ 4200-DS	T	A48 3200-D-1616 650/907	E9HZ 4200-CS	T	A21 3200-F-1566 430/586	E7HZ 4200-HR
T	A36 3200-D-1564 717/100	E7HZ 4200-EB	T	A48 3200-D-1616 683/953	E9HZ 4200-CT	T	A22 3200-F-1566 456/622	E7HZ 4200-HG
T	A37 3200-D-1564 683/953	E7HZ 4200-JN	T	A48 3200-D-1616 717/100	E9HZ 4200-CV	T	A23 3200-F-1566 456/622	E7HZ 4200-HS

**1980/
FORD TRUCK PARTS**

ROCKWELL (TIMKEN) AXLE and RELATED PART NUMBERS

C O D E	VENDOR PART NUMBER		FORD PART NUMBER		C O D E	VENDOR PART NUMBER		FORD PART NUMBER		C O D E	VENDOR PART NUMBER		FORD PART NUMBER	
T	A24	3200-F-1566 488/665	E7HZ	4200-HH	T	A21	3200-G-605 614	E2HZ	4200-T	T	B43	3200-G-605 411	D3HZ	4200-A
T	A25	3200-F-1566 488/665	E7HZ	4200-HT	T	A21	3200-G-605 683	E2HZ	4200-V	T	B44	3200-G-605 433	D3HZ	4200-B
T	A26	3200-F-1566 538/733	E7HZ	4200-HJ	T	A21	3200-G-605 740	E2HZ	4200-W	T	B44	3200-G-605 529	D3HZ	4200-C
T	A27	3200-F-1566 538/733	E7HZ	4200-HV	T	A31	3200-G-605 433	C5TZ	4200-C	T	B44	3200-G-605 586	D5HZ	4200-V
T	A28	3200-F-1566 557/760	E7HZ	4200-HK	T	A31	3200-G-605 463	C5TZ	4200-B	T	B44	3200-G-605 614	D5HZ	4200-W
T	A29	3200-F-1566 557/760	E7HZ	4200-HW	T	A31	3200-G-605 487	C5TZ	4200-AK	T	B44	3200-G-605 683	D9HZ	4200-A
T	A30	3200-F-1566 614/838	E7HZ	4200-HL	T	A31	3200-G-605 529	C5TZ	4200-A	T	B44	3200-G-605 740	D9HZ	4200-L
T	A31	3200-F-1566 614/838	E7HZ	4200-HX	T	A31	3200-G-605 614	C5TZ	4200-D	T	B45	3200-G-605 411	D3HZ	4200-D
T	A32	3200-F-1566 650/886	E7HZ	4200-HM	T	A31	3200-G-605 683	C5TZ	4200-AM	T	B46	3200-G-605 433	D3HZ	4200-E
T	A33	3200-F-1566 650/886	E7HZ	4200-HY	T	A32	3200-G-605 433	C5TZ	4200-G	T	B46	3200-G-605 529	D3HZ	4200-F
T	A34	3200-F-1566 717/977	E7HZ	4200-HN	T	A32	3200-G-605 463	C5TZ	4200-F	T	D16	3200-G-605 370	E4HZ	4200-EW
T	A35	3200-F-1566 717/977	E7HZ	4200-HZ	T	A32	3200-G-605 487	C5TZ	4200-AL	T	D16	3200-G-605 390	E4HZ	4200-EX
T	A44	3200-F-1566 410/559	E9HZ	4200-FL	T	A32	3200-G-605 529	C5TZ	4200-E	T	D16	3200-G-605 411	E4HZ	4200-EY
T	A44	3200-F-1566 430/586	E9HZ	4200-FC	T	A32	3200-G-605 614	C5TZ	4200-H	T	D16	3200-G-605 433	E4HZ	4200-EZ
T	A44	3200-F-1566 456/622	E9HZ	4200-FD	T	A32	3200-G-605 683	C5TZ	4200-AN	T	D16	3200-G-605 463	E6HZ	4200-K
T	A44	3200-F-1566 488/665	E9HZ	4200-FE	T	A33	3200-G-605 411	C5TZ	4200-J	T	D16	3200-G-605 488	E4HZ	4200-FA
T	A44	3200-F-1566 538/733	E9HZ	4200-FF	T	A34	3200-G-605 411	C5TZ	4200-K	T	D16	3200-G-605 529	E4HZ	4200-FB
T	A44	3200-F-1566 557/760	E9HZ	4200-FG	T	A37	3200-G-605 740	D9HZ	4200-M	T	D16	3200-G-605 586	E4HZ	4200-FC
T	A44	3200-F-1566 614/838	E9HZ	4200-FH	T	A52	3200-G-605 411	C6TZ	4200-F	T	D16	3200-G-605 614	E4HZ	4200-FD
T	A44	3200-F-1566 650/886	E9HZ	4200-FJ	T	A53	3200-G-605 433	C6TZ	4200-H	T	D16	3200-G-605 683	E4HZ	4200-FE
T	A44	3200-F-1566 717/977	E9HZ	4200-FK	T	A53	3200-G-605 463	C6TZ	4200-J	T	D16	3200-G-605 740	E4HZ	4200-FF
T	A3	3200-F-474	TBAA	4010-A	T	A53	3200-G-605 488	C6TZ	4200-K	T	A14	3200-H-1568 538/750	E7HZ	4200-R
T	A2	3200-G-1645 S	E9HZ	4341-B	T	A53	3200-G-605 529	C6TZ	4200-L	T	A17	3200-H-1568 538/750	E7HZ	4200-K
T	A4	3200-G-1645 342	E9HZ	4300-AM	T	A53	3200-G-605 614	C6TZ	4200-M	T	A18	3200-H-1568 456/636	E7HZ	4200-N
T	A4	3200-G-1645 358	E9HZ	4300-AN	T	A53	3200-G-605 683	C6TZ	4200-N	T	A19	3200-H-1568 488/680	E7HZ	4200-J
T	A4	3200-G-1645 373	E9HZ	4300-AP	T	A64	3200-G-605 411	C6TZ	4200-FA	T	A2	3200-H-1568 S	E7HZ	4141-B
T	A4	3200-G-1645 391	E9HZ	4300-AR	T	A67	3200-G-605 433	C6TZ	4200-CP	T	A20	3200-H-1568 488/680	E7HZ	4200-P
T	A4	3200-G-1645 410	E9HZ	4300-AS	T	A67	3200-G-605 463	C6TZ	4200-CR	T	A21	3200-H-1568 614/857	E7HZ	4200-L
T	A4	3200-G-1645 430	E9HZ	4300-AT	T	A67	3200-G-605 488	C6TZ	4200-CS	T	A22	3200-H-1568 614/857	E7HZ	4200-S
T	A4	3200-G-1645 456	E9HZ	4300-AV	T	A67	3200-G-605 529	C6TZ	4200-CT	T	A23	3200-H-1568 683/953	E7HZ	4200-M
T	A4	3200-G-1645 488	E9HZ	4300-AW	T	A67	3200-G-605 586	C6TZ	4200-CU	T	A24	3200-H-1568 683/953	E7HZ	4200-T
T	A4	3200-G-1645 529	E9HZ	4300-AX	T	A67	3200-G-605 614	C6TZ	4200-CV	T	A26	3200-H-1568 586/817	E8HZ	4200-GM
T	A4	3200-G-1645 586	E9HZ	4300-AY	T	A71	3200-G-605 411	C6TZ	4200-G	T	A27	3200-H-1568 586/817	E8HZ	4200-GN
T	A4	3200-G-1645 614	E9HZ	4300-AZ	T	A72	3200-G-605 433	C6TZ	4200-P	T	A31	3200-H-1568 456/636	E9HZ	4200-AM
T	A4	3200-G-1645 643	E9HZ	4300-BA	T	A72	3200-G-605 463	C6TZ	4200-R	T	A31	3200-H-1568 488/680	E9HZ	4200-AN
T	A4	3200-G-1645 717	E9HZ	4300-BB	T	A72	3200-G-605 488	C6TZ	4200-S	T	A31	3200-H-1568 538/750	E9HZ	4200-AP
T	A6	3200-G-1645 342	E9HZ	4300-Y	T	A72	3200-G-605 529	C6TZ	4200-T	T	A31	3200-H-1568 586/817	E9HZ	4200-AR
T	A6	3200-G-1645 358	E9HZ	4300-Z	T	A72	3200-G-605 614	C6TZ	4200-U	T	A31	3200-H-1568 614/857	E9HZ	4200-AS
T	A6	3200-G-1645 373	E9HZ	4300-AA	T	A72	3200-G-605 683	C6TZ	4200-V	T	A31	3200-H-1568 683/953	E9HZ	4200-AT
T	A6	3200-G-1645 391	E9HZ	4300-AB	T	A73	3200-G-605 370	C6TZ	4200-CW	T	A3	3200-H-476	TBAA	4011-B
T	A6	3200-G-1645 410	E9HZ	4300-AC	T	A73	3200-G-605 411	C6TZ	4200-CY	T	A13	3200-H-606 528	C1TT	4200-V
T	A6	3200-G-1645 430	E9HZ	4300-AD	T	A81	3200-G-605 433	C7TZ	4200-CE	T	A13	3200-H-606 557	C1TT	4200-Y
T	A6	3200-G-1645 456	E9HZ	4300-AE	T	A81	3200-G-605 463	C7TZ	4200-CF	T	A13	3200-H-606 614	C1TT	4200-Z
T	A6	3200-G-1645 488	E9HZ	4300-AF	T	A81	3200-G-605 488	C7TZ	4200-CG	T	A13	3200-H-606 683	C1TT	4200-AA
T	A6	3200-G-1645 529	E9HZ	4300-AG	T	A81	3200-G-605 529	C7TZ	4200-CH	T	A14	3200-H-606 411	C1TT	4200-S
T	A6	3200-G-1645 586	E9HZ	4300-AH	T	A82	3200-G-605 370	C7TZ	4200-CC	T	A14	3200-H-606 433	C1TT	4200-T
T	A6	3200-G-1645 614	E9HZ	4300-AJ	T	A82	3200-G-605 411	C7TZ	4200-CD	T	A14	3200-H-606 463	C1TT	4200-U
T	A6	3200-G-1645 643	E9HZ	4300-AK	T	B	3200-G-605 433	C8TZ	4200-BV	T	A2	3200-H-606	C1TT	4141-C
T	A6	3200-G-1645 717	E9HZ	4300-AL	T	B	3200-G-605 463	C8TZ	4200-BY	T	A5	3200-H-606 528	C1TT	4200-BK
T	A12	3200-G-2035	C3TZ	4310-P	T	B	3200-G-605 488	C8TZ	4200-BZ	T	A5	3200-H-606 557	C1TT	4200-BL
T	A2	3200-G-605	C5TZ	4141-A	T	B	3200-G-605 529	C8TZ	4200-CA	T	A5	3200-H-606 614	C1TT	4200-BM
T	A21	3200-G-605 370	E2HZ	4200-L	T	B	3200-G-605 586	C8TZ	4200-CB	T	A5	3200-H-606 683	C1TT	4200-BN
T	A21	3200-G-605 390	E2HZ	4200-M	T	B	3200-G-605 614	C8TZ	4200-CC	T	A6	3200-H-606 411	C1TT	4200-BG
T	A21	3200-G-605 411	E2HZ	4200-N	T	B	3200-G-605 683	C8TZ	4200-HM	T	A6	3200-H-606 433	C1TT	4200-BH
T	A21	3200-G-605 433	E2HZ	4200-P	T	B1	3200-G-605 370	C8TZ	4200-CE	T	A6	3200-H-606 463	C1TT	4200-BJ
T	A21	3200-G-605 488	E2HZ	4200-AA	T	B1	3200-G-605 411	C8TZ	4200-CF	T	D14	3200-H-606 390	D8HZ	4200-N
T	A21	3200-G-605 529	E2HZ	4200-R	T	B43	3200-G-605 370	D7HZ	4200-A	T	D14	3200-H-606 411	D8HZ	4200-P
T	A21	3200-G-605 586	E2HZ	4200-S	T	B43	3200-G-605 390	E0HZ	4200-BL	T	D14	3200-H-606 463	D8HZ	4200-R

1980/ FORD TRUCK PARTS

ROCKWELL (TIMKEN) AXLE and RELATED PART NUMBERS

C O D E	VENDOR PART NUMBER	FORD PART NUMBER	C O D E	VENDOR PART NUMBER	FORD PART NUMBER	C O D E	VENDOR PART NUMBER	FORD PART NUMBER
T	D67 3200-H-606 390	D8HZ 4200-T	T	B48 3200-L-1078 373	E4HZ 4300-AY	T	A9 3200-L-1676 614	E9HZ 4200-DG
T	D67 3200-H-606 411	D8HZ 4200-V	T	B48 3200-L-1078 410	E4HZ 4300-AZ	T	A9 3200-L-1676 643	E9HZ 4200-DH
T	D67 3200-H-606 433	E0HZ 4200-AR	T	B49 3200-L-1078 373	E4HZ 4300-BA	T	A9 3200-L-1676 717	E9HZ 4200-DJ
T	D67 3200-H-606 463	D8HZ 4200-W	T	B49 3200-L-1078 410	E4HZ 4300-BB	T	A8 3200-L-332 583	TACAE 4200-A
T	D72 3200-H-606 489	E0HZ 4200-AS	T	C16 3200-L-1078 373	E6HZ 4300-K	T	A 3200-L-532 583	TDAW 4200-A
T	D72 3200-H-606 529	E0HZ 4200-AT	T	C16 3200-L-1078 410	E6HZ 4300-L	T	A 3200-L-532 620	TDAW 4200-B
T	D72 3200-H-606 557	E0HZ 4200-AV	T	C17 3200-L-1078 373	E6HZ 4300-M	T	A 3200-L-532 680	TDAW 4200-C
T	D75 3200-H-606 390	E1HZ 4200-R	T	C17 3200-L-1078 410	E6HZ 4300-N	T	A10 3200-L-532 529	D3HZ 4200-Y
T	D75 3200-H-606 411	E1HZ 4200-S	T	A 3200-L-1234 596	D7HZ 4200-BS	T	A10 3200-L-532 583	D3HZ 4200-Z
T	D75 3200-H-606 433	E1HZ 4200-T	T	A2 3200-L-1234 S	D7HZ 4141-B	T	A2 3200-L-532	B6T 4141-A
T	D75 3200-H-606 463	E1HZ 4200-V	T	A18 3200-L-1624 342	E9HZ 4300-CG	T	A8 3200-L-532 529	D3TZ 4200-L
T	D76 3200-H-606 390	E2HZ 4200-G	T	A18 3200-L-1624 358	E9HZ 4300-CH	T	A8 3200-L-532 583	TACAE 4200-A
T	D76 3200-H-606 411	E2HZ 4200-H	T	A18 3200-L-1624 373	E9HZ 4300-CJ	T	A8 3200-L-532 583	B9T 4200-A
T	D76 3200-H-606 433	E2HZ 4200-J	T	A18 3200-L-1624 391	E9HZ 4300-CK	T	A8 3200-L-532 620	TACAE 4200-B
T	D76 3200-H-606 463	E2HZ 4200-K	T	A18 3200-L-1624 410	E9HZ 4300-CL	T	A8 3200-L-532 620	B9T 4200-B
T	D76 3200-H-606 529	E1HZ 4200-W	T	A18 3200-L-1624 430	E9HZ 4300-CM	T	A8 3200-L-532 680	TDBA 4200-A
T	D76 3200-H-606 557	E1HZ 4200-X	T	A18 3200-L-1624 456	E9HZ 4300-CN	T	A8 3200-L-532 680	B8T 4200-E
T	D80 3200-H-606 390	E3HZ 4200-CJ	T	A18 3200-L-1624 488	E9HZ 4300-CP	T	A93 3200-L-532 463	D3HZ 4200-T
T	D80 3200-H-606 411	E3HZ 4200-CK	T	A18 3200-L-1624 529	E9HZ 4300-CR	T	A95 3200-L-532	D3TZ 4141-C
T	D80 3200-H-606 433	E3HZ 4200-CL	T	A18 3200-L-1624 586	E9HZ 4300-CS	T	A11 3200-M-1547 488	E7HZ 4200-V
T	D80 3200-H-606 463	E3HZ 4200-CM	T	A18 3200-L-1624 614	E9HZ 4300-CT	T	A11 3200-M-1547 529	E7HZ 4200-W
T	D80 3200-H-606 529	E3HZ 4200-CN	T	A18 3200-L-1624 643	E9HZ 4300-CV	T	A11 3200-M-1547 586	E7HZ 4200-X
T	D80 3200-H-606 557	E3HZ 4200-CP	T	A18 3200-L-1624 717	E9HZ 4300-CW	T	A11 3200-M-1547 643	E7HZ 4200-Y
T	D80 3200-H-606 617	E3HZ 4200-CR	T	A2 3200-L-1624 S	E8HZ 4341-B	T	A11 3200-M-1547 683	E7HZ 4200-Z
T	F8 3200-H-606 390	E1HZ 4200-Y	T	A9 3200-L-1624 456	E8HZ 4300-B	T	A11 3200-M-1547 717	E7HZ 4200-AA
T	F8 3200-H-606 411	E1HZ 4200-Z	T	A2 3200-L-1676 S	E9HZ 4141-A	T	A12 3200-M-1547 430	E8HZ 4200-GP
T	F8 3200-H-606 433	E1HZ 4200-AA	T	A7 3200-L-1676 430	E9HZ 4200-CB	T	A12 3200-M-1547 456	E7HZ 4200-AB
T	F8 3200-H-606 463	E1HZ 4200-AB	T	A7 3200-L-1676 456	E9HZ 4200-CC	T	A12 3200-M-1547 488	E7HZ 4200-AC
T	F8 3200-H-606 529	E1HZ 4200-AC	T	A7 3200-L-1676 488	E9HZ 4200-CD	T	A12 3200-M-1547 529	E7HZ 4200-AD
T	F8 3200-H-606 557	E1HZ 4200-AD	T	A7 3200-L-1676 529	E9HZ 4200-CE	T	A12 3200-M-1547 586	E7HZ 4200-AE
T	F8 3200-H-606 617	E2HZ 4200-AC	T	A7 3200-L-1676 586	E9HZ 4200-CF	T	A12 3200-M-1547 643	E7HZ 4200-AF
T	A1 3200-J-1648 342	E9HZ 4300-A	T	A7 3200-L-1676 643	E9HZ 4200-CG	T	A12 3200-M-1547 683	E7HZ 4200-AG
T	A1 3200-J-1648 358	E9HZ 4300-B	T	A7 3200-L-1676 683	E9HZ 4200-CH	T	A12 3200-M-1547 717	E7HZ 4200-AH
T	A1 3200-J-1648 373	E9HZ 4300-C	T	A7 3200-L-1676 717	E9HZ 4200-CJ	T	A13 3200-M-1547 391	E7HZ 4200-AJ
T	A1 3200-J-1648 391	E9HZ 4300-D	T	A8 3200-L-1676 342	E9HZ 4200-AV	T	A13 3200-M-1547 410	E7HZ 4200-AK
T	A1 3200-J-1648 410	E9HZ 4300-E	T	A8 3200-L-1676 358	E9HZ 4200-AW	T	A13 3200-M-1547 430	E8HZ 4200-HJ
T	A1 3200-J-1648 430	E9HZ 4300-F	T	A8 3200-L-1676 373	E9HZ 4200-AX	T	A13 3200-M-1547 456	E7HZ 4200-AL
T	A1 3200-J-1648 456	E9HZ 4300-G	T	A8 3200-L-1676 391	E9HZ 4200-AY	T	A13 3200-M-1547 488	E7HZ 4200-AM
T	A1 3200-J-1648 489	E9HZ 4300-H	T	A8 3200-L-1676 410	E9HZ 4200-AZ	T	A13 3200-M-1547 529	E7HZ 4200-AN
T	A1 3200-J-1648 538	E9HZ 4300-J	T	A8 3200-L-1676 430	E9HZ 4200-BA	T	A13 3200-M-1547 586	E7HZ 4200-AP
T	A1 3200-J-1648 563	E9HZ 4300-K	T	A8 3200-L-1676 456	E9HZ 4200-BB	T	A13 3200-M-1547 643	E7HZ 4200-AR
T	A2 3200-J-1648 S	E9HZ 4341-D	T	A8 3200-L-1676 488	E9HZ 4200-BC	T	A13 3200-M-1547 683	E7HZ 4200-AS
T	A2 3200-K-479	TCAA 4011-A	T	A8 3200-L-1676 529	E9HZ 4200-BD	T	A13 3200-M-1547 717	E7HZ 4200-AT
T	A11 3200-L-1078 411	E3HZ 4300-AX	T	A8 3200-L-1676 586	E9HZ 4200-BE	T	A14 3200-M-1547 391	E7HZ 4200-AV
T	A12 3200-L-1078 370	E3HZ 4300-AW	T	A8 3200-L-1676 614	E9HZ 4200-BF	T	A14 3200-M-1547 410	E7HZ 4200-AW
T	A14 3200-L-1078 411	E1HZ 4300-AC	T	A8 3200-L-1676 643	E9HZ 4200-BG	T	A14 3200-M-1547 430	E8HZ 4200-JC
T	A15 3200-L-1078 370	E1HZ 4300-AB	T	A8 3200-L-1676 683	E9HZ 4200-BH	T	A14 3200-M-1547 456	E7HZ 4200-AX
T	A17 3200-L-1078 411	E1HZ 4300-AE	T	A8 3200-L-1676 717	E9HZ 4200-BJ	T	A14 3200-M-1547 488	E7HZ 4200-AY
T	A18 3200-L-1078 370	E1HZ 4300-AD	T	A9 3200-L-1676 342	E9HZ 4200-CW	T	A14 3200-M-1547 529	E7HZ 4200-AZ
T	A19 3200-L-1078 370	E2HZ 4300-K	T	A9 3200-L-1676 358	E9HZ 4200-CX	T	A14 3200-M-1547 586	E7HZ 4200-BA
T	A20 3200-L-1078 411	E2HZ 4300-L	T	A9 3200-L-1676 373	E9HZ 4200-CY	T	A14 3200-M-1547 643	E8HZ 4200-HM
T	A3 3200-L-1078	E1HZ 4341-B	T	A9 3200-L-1676 391	E9HZ 4200-CZ	T	A14 3200-M-1547 683	E8HZ 4200-HN
T	A53 3200-L-1078 370	E3HZ 4300-BZ	T	A9 3200-L-1676 410	E9HZ 4200-DA	T	A14 3200-M-1547 717	E8HZ 4200-HP
T	A54 3200-L-1078 411	E3HZ 4300-CC	T	A9 3200-L-1676 430	E9HZ 4200-DB	T	A16 3200-M-1547 430	E8HZ 4200-GZ
T	B20 3200-L-1078 373	E4HZ 4300-H	T	A9 3200-L-1676 456	E9HZ 4200-DC	T	A16 3200-M-1547 456	E8HZ 4200-FF
T	B20 3200-L-1078 410	E4HZ 4300-J	T	A9 3200-L-1676 488	E9HZ 4200-DD	T	A16 3200-M-1547 488	E8HZ 4200-FG
T	B21 3200-L-1078 373	E4HZ 4300-K	T	A9 3200-L-1676 529	E9HZ 4200-DE	T	A16 3200-M-1547 529	E8HZ 4200-FH
T	B21 3200-L-1078 410	E4HZ 4300-L	T	A9 3200-L-1676 586	E9HZ 4200-DF	T	A16 3200-M-1547 586	E8HZ 4200-FJ

**1980/
FORD TRUCK PARTS**

ROCKWELL (TIMKEN) AXLE and RELATED PART NUMBERS

C O D E	VENDOR PART NUMBER	FORD PART NUMBER	C O D E	VENDOR PART NUMBER	FORD PART NUMBER	C O D E	VENDOR PART NUMBER	FORD PART NUMBER
T	A16 3200-M-1547 643	E8HZ 4200-FK	T	A45 3200-N-1314 617	E3HZ 4200-DB	T	A24 3200-P-1420 410	E5HZ 4300-B
T	A16 3200-M-1547 683	E8HZ 4200-FL	T	A45 3200-N-1314 683	E3HZ 4200-DC	T	A24 3200-P-1420 430	E5HZ 4300-C
T	A16 3200-M-1547 717	E8HZ 4200-FM	T	A45 3200-N-1314 720	E3HZ 4200-DD	T	A24 3200-P-1420 456	E5HZ 4300-D
T	A17 3200-M-1547 391	E8HZ 4200-FZ	T	A6 3200-N-1314 370	E3HZ 4200-DE	T	A24 3200-P-1420 538	E5HZ 4300-E
T	A17 3200-M-1547 410	E8HZ 4200-GA	T	A6 3200-N-1314 390	E3HZ 4200-DG	T	A24 3200-P-1420 557	E5HZ 4300-F
T	A17 3200-M-1547 430	E8HZ 4200-HB	T	A7 3200-N-1314 411	E3HZ 4200-DH	T	A24 3200-P-1420 614	E5HZ 4300-G
T	A17 3200-M-1547 456	E8HZ 4200-GB	T	A7 3200-N-1314 433	E3HZ 4200-DK	T	A3 3200-P-1420 391	E4HZ 4300-A
T	A17 3200-M-1547 488	E8HZ 4200-GC	T	A7 3200-N-1314 463	E3HZ 4200-DL	T	A3 3200-P-1420 410	E4HZ 4300-B
T	A17 3200-M-1547 529	E8HZ 4200-GD	T	A8 3200-N-1314 488	E3HZ 4200-DM	T	A3 3200-P-1420 430	E4HZ 4300-C
T	A17 3200-M-1547 586	E8HZ 4200-GE	T	A8 3200-N-1314 529	E3HZ 4200-DN	T	A3 3200-P-1420 456	E4HZ 4300-D
T	A17 3200-M-1547 643	E8HZ 4200-GF	T	A8 3200-N-1314 583	E3HZ 4200-DP	T	A3 3200-P-1420 538	E4HZ 4300-E
T	A17 3200-M-1547 683	E8HZ 4200-GG	T	A8 3200-N-1314 617	E3HZ 4200-DR	T	A3 3200-P-1420 557	E4HZ 4300-F
T	A17 3200-M-1547 717	E8HZ 4200-GH	T	A8 3200-N-1314 683	E3HZ 4200-DS	T	A3 3200-P-1420 614	E4HZ 4300-G
T	A2 3200-M-1547 S	E7HZ 4141-C	T	A8 3200-N-1314 720	E3HZ 4200-DT	T	B19 3200-P-1420 391	E8HZ 4300-C
T	A7 3200-M-1547 391	E8HZ 4200-FN	T	B10 3200-N-1314 355	E6HZ 4200-L	T	B19 3200-P-1420 410	E8HZ 4300-D
T	A7 3200-M-1547 410	E8HZ 4200-FP	T	B10 3200-N-1314 373	E4HZ 4200-CT	T	B19 3200-P-1420 430	E8HZ 4300-E
T	A7 3200-M-1547 430	E8HZ 4200-HA	T	B10 3200-N-1314 390	E4HZ 4200-CV	T	B19 3200-P-1420 456	E8HZ 4300-F
T	A7 3200-M-1547 456	E8HZ 4200-FR	T	B10 3200-N-1314 410	E4HZ 4200-CW	T	B19 3200-P-1420 463	E8HZ 4300-G
T	A7 3200-M-1547 488	E8HZ 4200-FS	T	B10 3200-N-1314 433	E4HZ 4200-CX	T	B19 3200-P-1420 489	E8HZ 4300-H
T	A7 3200-M-1547 529	E8HZ 4200-FT	T	B10 3200-N-1314 463	E4HZ 4200-CY	T	B19 3200-P-1420 529	E8HZ 4300-J
T	A7 3200-M-1547 586	E8HZ 4200-FV	T	B10 3200-N-1314 488	E4HZ 4200-CZ	T	B19 3200-P-1420 538	E8HZ 4300-K
T	A7 3200-M-1547 643	E8HZ 4200-FW	T	B10 3200-N-1314 529	E4HZ 4200-DA	T	B19 3200-P-1420 557	E8HZ 4300-L
T	A7 3200-M-1547 683	E8HZ 4200-FX	T	B10 3200-N-1314 586	E4HZ 4200-DB	T	B19 3200-P-1420 614	E8HZ 4300-M
T	A7 3200-M-1547 717	E8HZ 4200-FY	T	B10 3200-N-1314 614	E4HZ 4200-DC	T	B20 3200-P-1420 391	E8HZ 4300-N
T	A1 3200-M-1677 342	E9HZ 4300-BC	T	B10 3200-N-1314 683	E4HZ 4200-DD	T	B20 3200-P-1420 410	E8HZ 4300-P
T	A1 3200-M-1677 358	E9HZ 4300-BD	T	B10 3200-N-1314 717	E4HZ 4200-DE	T	B20 3200-P-1420 430	E8HZ 4300-R
T	A1 3200-M-1677 373	E9HZ 4300-BE	T	B11 3200-N-1314 373	E4HZ 4200-DF	T	B20 3200-P-1420 463	E8HZ 4300-S
T	A1 3200-M-1677 391	E9HZ 4300-BF	T	B11 3200-N-1314 390	E4HZ 4200-DG	T	B20 3200-P-1420 529	E8HZ 4300-T
T	A1 3200-M-1677 410	E9HZ 4300-BG	T	B11 3200-N-1314 410	E4HZ 4200-DH	T	B20 3200-P-1420 557	E8HZ 4300-V
T	A1 3200-M-1677 430	E9HZ 4300-BH	T	B11 3200-N-1314 433	E4HZ 4200-DJ	T	B25 3200-P-1420 391	E8HZ 4300-AD
T	A1 3200-M-1677 456	E9HZ 4300-BJ	T	B11 3200-N-1314 463	E4HZ 4200-DK	T	B25 3200-P-1420 410	E8HZ 4300-AE
T	A1 3200-M-1677 488	E9HZ 4300-BK	T	B11 3200-N-1314 488	E4HZ 4200-DL	T	B25 3200-P-1420 430	E8HZ 4300-AF
T	A1 3200-M-1677 529	E9HZ 4300-BL	T	B11 3200-N-1314 529	E4HZ 4200-DM	T	B25 3200-P-1420 463	E8HZ 4300-AG
T	A1 3200-M-1677 586	E9HZ 4300-BM	T	B11 3200-N-1314 586	E4HZ 4200-DN	T	B25 3200-P-1420 529	E8HZ 4300-AH
T	A1 3200-M-1677 614	E9HZ 4300-BN	T	B11 3200-N-1314 614	E4HZ 4200-DP	T	B25 3200-P-1420 557	E8HZ 4300-AJ
T	A1 3200-M-1677 643	E9HZ 4300-BP	T	B11 3200-N-1314 683	E4HZ 4200-DR	T	B29 3200-P-1420 391	E8HZ 4300-W
T	A1 3200-M-1677 717	E9HZ 4300-BR	T	B11 3200-N-1314 717	E4HZ 4200-DS	T	B29 3200-P-1420 410	E8HZ 4300-X
T	A2 3200-M-1677 S	E9HZ 4341-A	T	A1 3200-N-456	8TH 4011	T	B29 3200-P-1420 430	E8HZ 4300-Y
T	A3 3200-M-3601	C8TZ 4010-E	T	A2 3200-N-534	B5Y 4141-A	T	B29 3200-P-1420 463	E8HZ 4300-Z
T	A3 3200-M-481	TCAA 4010-A	T	A 3200-N-924 586	C8TZ 4200-GK	T	B29 3200-P-1420 529	E8HZ 4300-AA
T	A2 3200-N-1080	E1HZ 4141-B	T	A 3200-N-924 614	C8TZ 4200-GL	T	B29 3200-P-1420 557	E8HZ 4300-AB
T	A54 3200-N-1080 411	E3HZ 4200-CG	T	A 3200-N-924 683	C8TZ 4200-GM	T	B29 3200-P-1420 614	E8HZ 4300-AC
T	A55 3200-N-1080 370	E3HZ 4200-CE	T	A 3200-N-924 717	C8TZ 4200-GN	T	A2 3200-P-1628 S	E9HZ 4341-E
T	A60 3200-N-1080 411	E1HZ 4200-AK	T	A1 3200-N-924 586	C8TZ 4200-GR	T	A9 3200-P-1628 342	E9HZ 4300-L
T	A61 3200-N-1080 370	E1HZ 4200-AJ	T	A1 3200-N-924 614	C8TZ 4200-GS	T	A9 3200-P-1628 358	E9HZ 4300-M
T	A62 3200-N-1080 370	E1HZ 4200-AG	T	A1 3200-N-924 683	C8TZ 4200-GT	T	A9 3200-P-1628 373	E9HZ 4300-N
T	A63 3200-N-1080 411	E1HZ 4200-AH	T	A1 3200-N-924 717	C8TZ 4200-GU	T	A9 3200-P-1628 391	E9HZ 4300-P
T	B5 3200-N-1080 373	E4HZ 4200-CR	T	A2 3200-N-924	C8TZ 4141-H	T	A9 3200-P-1628 410	E9HZ 4300-R
T	B5 3200-N-1080 410	E4HZ 4200-CS	T	A3 3200-N-924 586	C8TZ 4200-GV	T	A9 3200-P-1628 430	E9HZ 4300-S
T	A2 3200-N-1314 S	E3HZ 4141-B	T	A3 3200-N-924 614	C8TZ 4200-GY	T	A9 3200-P-1628 456	E9HZ 4300-T
T	A43 3200-N-1314 370	E3HZ 4200-CS	T	A3 3200-N-924 683	C8TZ 4200-GZ	T	A9 3200-P-1628 489	E9HZ 4300-V
T	A43 3200-N-1314 390	E3HZ 4200-CT	T	A3 3200-N-924 717	C8TZ 4200-HA	T	A9 3200-P-1628 538	E9HZ 4300-W
T	A44 3200-N-1314 411	E3HZ 4200-CV	T	A8 3200-N-924 586	D0HZ 4200-A	T	A9 3200-P-1628 563	E9HZ 4300-X
T	A44 3200-N-1314 433	E3HZ 4200-CW	T	A8 3200-N-924 614	D0HZ 4200-B	T	A 3200-P-484 620	TDAA 4200-A
T	A44 3200-N-1314 463	E3HZ 4200-CX	T	A8 3200-N-924 683	D0HZ 4200-C	T	A 3200-P-484 680	TDAA 4200-B
T	A45 3200-N-1314 488	E3HZ 4200-CY	T	A8 3200-N-924 717	D0HZ 4200-D	T	A2 3200-P-484	TDAA 4141-A
T	A45 3200-N-1314 529	E3HZ 4200-CZ	T	A2 3200-P-1420 S	E4HZ 4341-A	T	A49 3200-P-484 433	D3HZ 4200-U
T	A45 3200-N-1314 583	E3HZ 4200-DA	T	A24 3200-P-1420 391	E5HZ 4300-A	T	A 3200-Q-459	8TH 4010

**1980/
FORD TRUCK PARTS**

CROSS REFERENCE LIST 151

ROCKWELL (TIMKEN) AXLE and RELATED PART NUMBERS

C O D E	VENDOR PART NUMBER		FORD PART NUMBER		C O D E	VENDOR PART NUMBER		FORD PART NUMBER		C O D E	VENDOR PART NUMBER		FORD PART NUMBER	
T	A3	3200-R-1032 S	D8HZ	4341-C	T	E26	3200-R-1032 433	E4HZ	4300-V	T	F17	3200-R-1032 717	E4HZ	4300-CE
T	A90	3200-R-1032 488	D7HZ	4300-AT	T	E26	3200-R-1032 463	E4HZ	4300-W	T	F18	3200-R-1032 488	E4HZ	4300-CF
T	A90	3200-R-1032 529	D7HZ	4300-AV	T	E26	3200-R-1032 488	E4HZ	4300-X	T	F18	3200-R-1032 529	E4HZ	4300-CG
T	A90	3200-R-1032 583	D7HZ	4300-AW	T	E26	3200-R-1032 529	E4HZ	4300-Y	T	F18	3200-R-1032 586	E4HZ	4300-CH
T	A90	3200-R-1032 617	D7HZ	4300-AX	T	E26	3200-R-1032 586	E4HZ	4300-Z	T	F18	3200-R-1032 614	E4HZ	4300-CJ
T	A91	3200-R-1032 411	D8HZ	4300-M	T	E26	3200-R-1032 614	E4HZ	4300-AA	T	F18	3200-R-1032 683	E4HZ	4300-CK
T	A91	3200-R-1032 433	D7HZ	4300-AY	T	E26	3200-R-1032 683	E4HZ	4300-AB	T	F18	3200-R-1032 717	E4HZ	4300-CL
T	A91	3200-R-1032 444	D8HZ	4300-N	T	E26	3200-R-1032 717	E4HZ	4300-AC	T	G71	3200-R-1032 355	E6HZ	4300-P
T	A91	3200-R-1032 463	D7HZ	4300-AZ	T	E27	3200-R-1032 373	E4HZ	4300-AD	T	G71	3200-R-1032 373	E6HZ	4300-R
T	A92	3200-R-1032 370	D8HZ	4300-L	T	E27	3200-R-1032 390	E4HZ	4300-AE	T	G71	3200-R-1032 390	E6HZ	4300-S
T	C1	3200-R-1032 411	E1HZ	4300-S	T	E27	3200-R-1032 410	E4HZ	4300-AF	T	G71	3200-R-1032 410	E6HZ	4300-T
T	C1	3200-R-1032 444	E1HZ	4300-T	T	E27	3200-R-1032 433	E4HZ	4300-AG	T	G71	3200-R-1032 433	E6HZ	4300-V
T	C2	3200-R-1032 370	E1HZ	4300-V	T	E27	3200-R-1032 463	E4HZ	4300-AH	T	G71	3200-R-1032 463	E6HZ	4300-W
T	C28	3200-R-1032 411	E2HZ	4300-H	T	E27	3200-R-1032 488	E4HZ	4300-AJ	T	G71	3200-R-1032 488	E6HZ	4300-AK
T	C28	3200-R-1032 444	E2HZ	4300-J	T	E27	3200-R-1032 529	E4HZ	4300-AK	T	G71	3200-R-1032 529	E6HZ	4300-BF
T	C29	3200-R-1032 370	E2HZ	4300-G	T	E27	3200-R-1032 586	E4HZ	4300-AL	T	G71	3200-R-1032 586	E6HZ	4300-BG
T	C3	3200-R-1032 529	EOHZ	4300-J	T	E27	3200-R-1032 614	E4HZ	4300-AM	T	G71	3200-R-1032 614	E6HZ	4300-BH
T	C4	3200-R-1032 411	D8HZ	4300-V	T	E27	3200-R-1032 683	E4HZ	4300-AN	T	G72	3200-R-1032 355	E6HZ	4300-X
T	C4	3200-R-1032 444	D8HZ	4300-W	T	E27	3200-R-1032 717	E4HZ	4300-AP	T	G72	3200-R-1032 373	E6HZ	4300-Y
T	C4	3200-R-1032 463	EOHZ	4300-H	T	E28	3200-R-1032 488	E4HZ	4300-AR	T	G72	3200-R-1032 390	E6HZ	4300-Z
T	C5	3200-R-1032 370	D8HZ	4300-T	T	E28	3200-R-1032 529	E4HZ	4300-AS	T	G72	3200-R-1032 410	E6HZ	4300-AA
T	C63	3200-R-1032 370	E3HZ	4300-BY	T	E28	3200-R-1032 586	E4HZ	4300-AT	T	G72	3200-R-1032 433	E6HZ	4300-AB
T	C63	3200-R-1032 390	E3HZ	4300-CA	T	E28	3200-R-1032 614	E4HZ	4300-AV	T	G72	3200-R-1032 463	E6HZ	4300-AC
T	C64	3200-R-1032 411	E3HZ	4300-CB	T	E28	3200-R-1032 683	E4HZ	4300-AW	T	G72	3200-R-1032 488	E6HZ	4300-AD
T	C64	3200-R-1032 433	E3HZ	4300-CD	T	E28	3200-R-1032 717	E4HZ	4300-AX	T	G72	3200-R-1032 529	E6HZ	4300-AE
T	C64	3200-R-1032 463	E3HZ	4300-CE	T	F15	3200-R-1032 355	E6HZ	4300-A	T	G72	3200-R-1032 586	E6HZ	4300-AF
T	C65	3200-R-1032 488	E3HZ	4300-CF	T	F15	3200-R-1032 373	E4HZ	4300-BC	T	G72	3200-R-1032 614	E6HZ	4300-AG
T	C65	3200-R-1032 529	E3HZ	4300-CG	T	F15	3200-R-1032 390	E6HZ	4300-B	T	G72	3200-R-1032 683	E6HZ	4300-AH
T	C65	3200-R-1032 583	E3HZ	4300-CH	T	F15	3200-R-1032 410	E4HZ	4300-BD	T	G72	3200-R-1032 717	E6HZ	4300-AJ
T	C65	3200-R-1032 617	E3HZ	4300-CJ	T	F15	3200-R-1032 433	E6HZ	4300-C	T	G73	3200-R-1032 373	E6HZ	4300-AL
T	C65	3200-R-1032 683	E3HZ	4300-CK	T	F15	3200-R-1032 444	E4HZ	4300-BE	T	G73	3200-R-1032 390	E6HZ	4300-AM
T	C65	3200-R-1032 720	E3HZ	4300-CL	T	F15	3200-R-1032 463	E6HZ	4300-D	T	G73	3200-R-1032 410	E6HZ	4300-AN
T	C7	3200-R-1032 411	E1HZ	4300-W	T	F15	3200-R-1032 488	E6HZ	4300-E	T	G73	3200-R-1032 433	E6HZ	4300-AP
T	C7	3200-R-1032 444	E1HZ	4300-X	T	F15	3200-R-1032 529	E6HZ	4300-F	T	G73	3200-R-1032 463	E6HZ	4300-AR
T	C8	3200-R-1032 370	E1HZ	4300-Y	T	F15	3200-R-1032 586	E6HZ	4300-G	T	G73	3200-R-1032 488	E6HZ	4300-AS
T	C88	3200-R-1032 370	E3HZ	4300-BD	T	F15	3200-R-1032 614	E6HZ	4300-H	T	G73	3200-R-1032 529	E6HZ	4300-AT
T	C88	3200-R-1032 390	E3HZ	4300-BE	T	F16	3200-R-1032 355	E6HZ	4300-J	T	G73	3200-R-1032 586	E6HZ	4300-AV
T	C89	3200-R-1032 411	E3HZ	4300-BF	T	F16	3200-R-1032 373	E4HZ	4300-BF	T	G73	3200-R-1032 614	E6HZ	4300-AW
T	C89	3200-R-1032 433	E3HZ	4300-BG	T	F16	3200-R-1032 390	E4HZ	4300-BG	T	G73	3200-R-1032 683	E6HZ	4300-AX
T	C89	3200-R-1032 463	E3HZ	4300-BH	T	F16	3200-R-1032 410	E4HZ	4300-BH	T	G73	3200-R-1032 717	E6HZ	4300-AY
T	C90	3200-R-1032 488	E3HZ	4300-BJ	T	F16	3200-R-1032 433	E4HZ	4300-BJ	T	G74	3200-R-1032 488	E6HZ	4300-AZ
T	C90	3200-R-1032 529	E3HZ	4300-BL	T	F16	3200-R-1032 463	E4HZ	4300-BK	T	G74	3200-R-1032 529	E6HZ	4300-BA
T	C90	3200-R-1032 583	E3HZ	4300-BN	T	F16	3200-R-1032 488	E4HZ	4300-BL	T	G74	3200-R-1032 586	E6HZ	4300-BB
T	C90	3200-R-1032 617	E3HZ	4300-BR	T	F16	3200-R-1032 529	E4HZ	4300-BM	T	G74	3200-R-1032 614	E6HZ	4300-BC
T	C90	3200-R-1032 683	E3HZ	4300-BT	T	F16	3200-R-1032 586	E4HZ	4300-BN	T	G74	3200-R-1032 683	E6HZ	4300-BD
T	C90	3200-R-1032 720	E3HZ	4300-BW	T	F16	3200-R-1032 614	E4HZ	4300-BP	T	G74	3200-R-1032 717	E6HZ	4300-BE
T	D2	3200-R-1032 488	E3HZ	4300-BK	T	F16	3200-R-1032 683	E4HZ	4300-BR	T	A	3200-R-1110 463	D3HZ	4200-R
T	D2	3200-R-1032 529	E3HZ	4300-BM	T	F16	3200-R-1032 717	E4HZ	4300-BS	T	A	3200-R-1110 488	D3HZ	4200-S
T	D2	3200-R-1032 583	E3HZ	4300-BP	T	F17	3200-R-1032 373	E4HZ	4300-BT	T	A	3200-R-1110 620	D3TZ	4200-H
T	D2	3200-R-1032 617	E3HZ	4300-BS	T	F17	3200-R-1032 390	E4HZ	4300-BV	T	A	3200-R-1110 680	D3TZ	4200-J
T	D2	3200-R-1032 683	E3HZ	4300-BV	T	F17	3200-R-1032 410	E4HZ	4300-BW	T	A1	3200-R-1110 583	D3TZ	4200-E
T	D2	3200-R-1032 720	E3HZ	4300-BX	T	F17	3200-R-1032 433	E4HZ	4300-BX	T	A1	3200-R-1110 620	D3TZ	4200-F
T	E25	3200-R-1032 373	E4HZ	4300-M	T	F17	3200-R-1032 463	E4HZ	4300-BY	T	A1	3200-R-1110 680	D3TZ	4200-G
T	E25	3200-R-1032 410	E4HZ	4300-N	T	F17	3200-R-1032 488	E4HZ	4300-BZ	T	A11	3200-R-1110 433	D3HZ	4200-V
T	E25	3200-R-1032 444	E4HZ	4300-P	T	F17	3200-R-1032 529	E4HZ	4300-CA	T	A2	3200-R-1110	D3TZ	4141-A
T	E26	3200-R-1032 373	E4HZ	4300-R	T	F17	3200-R-1032 586	E4HZ	4300-CB	T	F36	3200-R-1110 488	D6TZ	4200-B
T	E26	3200-R-1032 390	E4HZ	4300-S	T	F17	3200-R-1032 614	E4HZ	4300-CC	T	F36	3200-R-1110 529	D6TZ	4200-C
T	E26	3200-R-1032 410	E4HZ	4300-T	T	F17	3200-R-1032 683	E4HZ	4300-CD	T	F36	3200-R-1110 583	D6TZ	4200-D

July, 1989

COPYRIGHT © 1989 — FORD MOTOR COMPANY — DEARBORN, MICHIGAN

New Issue

1980/
FORD TRUCK PARTS

ROCKWELL (TIMKEN) AXLE and RELATED PART NUMBERS

C O D E	VENDOR PART NUMBER	FORD PART NUMBER	C O D E	VENDOR PART NUMBER	FORD PART NUMBER	C O D E	VENDOR PART NUMBER	FORD PART NUMBER
T	F36 3200-R-1110 620	D6TZ 4200-E	T	H53 3200-R-1110 614	E4HZ 4200-EH	T	A2 3200-R-1500 S	E7HZ 4141-E
T	F36 3200-R-1110 680	D8HZ 4200-S	T	H53 3200-R-1110 683	E4HZ 4200-EJ	T	A29 3200-R-1500 430	E8HZ 4200-AE
T	F37 3200-R-1110 433	D6TZ 4200-A	T	H53 3200-R-1110 717	E4HZ 4200-EK	T	A29 3200-R-1500 456	E8HZ 4200-AF
T	F38 3200-R-1110 620	D6TZ 4200-F	T	H54 3200-R-1110 529	E4HZ 4200-EL	T	A29 3200-R-1500 488	E8HZ 4200-AG
T	F38 3200-R-1110 680	D6TZ 4200-G	T	H54 3200-R-1110 583	E4HZ 4200-EM	T	A29 3200-R-1500 529	E8HZ 4200-AH
T	F56 3200-R-1110 529	EOHZ 4200-AL	T	H54 3200-R-1110 614	E4HZ 4200-EN	T	A29 3200-R-1500 586	E8HZ 4200-AJ
T	F56 3200-R-1110 620	D5TZ 4200-A	T	H54 3200-R-1110 683	E4HZ 4200-EP	T	A29 3200-R-1500 643	E8HZ 4200-AK
T	F56 3200-R-1110 680	D5TZ 4200-B	T	H54 3200-R-1110 717	E4HZ 4200-ER	T	A29 3200-R-1500 683	E8HZ 4200-AL
T	F56 3200-R-1110 720	D5TZ 4200-C	T	A2 3200-R-1162	D8HZ 4341-D	T	A29 3200-R-1500 717	E8HZ 4200-AM
T	F57 3200-R-1110 620	D5TZ 4200-D	T	A64 3200-R-1162 390	E1HZ 4300-D	T	A30 3200-R-1500 391	E8HZ 4200-AN
T	F57 3200-R-1110 680	D5TZ 4200-E	T	A64 3200-R-1162 411	E1HZ 4300-E	T	A30 3200-R-1500 410	E8HZ 4200-AP
T	F57 3200-R-1110 720	D5TZ 4200-F	T	A64 3200-R-1162 433	E1HZ 4300-F	T	A30 3200-R-1500 430	E8HZ 4200-AR
T	F96 3200-R-1110 433	D5TZ 4200-K	T	A64 3200-R-1162 463	E1HZ 4300-G	T	A30 3200-R-1500 456	E8HZ 4200-AS
T	F97 3200-R-1110 488	D5TZ 4200-L	T	A65 3200-R-1162 529	E1HZ 4300-H	T	A30 3200-R-1500 488	E8HZ 4200-AT
T	F97 3200-R-1110 529	D5TZ 4200-M	T	A65 3200-R-1162 557	E1HZ 4300-J	T	A30 3200-R-1500 529	E8HZ 4200-AV
T	F97 3200-R-1110 583	D5TZ 4200-G	T	A66 3200-R-1162 390	D8HZ 4300-X	T	A30 3200-R-1500 586	E8HZ 4200-AW
T	F97 3200-R-1110 620	D5TZ 4200-H	T	A66 3200-R-1162 411	D8HZ 4300-Y	T	A30 3200-R-1500 643	E8HZ 4200-AX
T	F97 3200-R-1110 680	D5TZ 4200-J	T	A66 3200-R-1162 433	EOHZ 4300-A	T	A30 3200-R-1500 683	E8HZ 4200-AY
T	F98 3200-R-1110 620	D5TZ 4200-N	T	A66 3200-R-1162 463	D8HZ 4300-Z	T	A30 3200-R-1500 717	E8HZ 4200-AZ
T	F98 3200-R-1110 680	D5TZ 4200-P	T	A67 3200-R-1162 390	E3HZ 4300-AY	T	A31 3200-R-1500 391	E8HZ 4200-BA
T	G23 3200-R-1110 620	D5TZ 4200-N	T	A67 3200-R-1162 411	E3HZ 4300-AZ	T	A31 3200-R-1500 410	E8HZ 4200-BB
T	G23 3200-R-1110 680	D5TZ 4200-P	T	A67 3200-R-1162 433	E3HZ 4300-BA	T	A31 3200-R-1500 430	E8HZ 4200-BC
T	G28 3200-R-1110 488	D5TZ 4200-L	T	A67 3200-R-1162 463	E3HZ 4300-BB	T	A31 3200-R-1500 456	E8HZ 4200-BD
T	G28 3200-R-1110 529	D5TZ 4200-M	T	A67 3200-R-1162 489	EOHZ 4300-B	T	A31 3200-R-1500 488	E8HZ 4200-BE
T	G28 3200-R-1110 583	D5TZ 4200-G	T	A67 3200-R-1162 529	EOHZ 4300-C	T	A31 3200-R-1500 529	E8HZ 4200-BF
T	G28 3200-R-1110 620	D5TZ 4200-H	T	A67 3200-R-1162 557	EOHZ 4300-D	T	A31 3200-R-1500 586	E8HZ 4200-BG
T	G28 3200-R-1110 680	D5TZ 4200-J	T	A67 3200-R-1162 617	E3HZ 4300-BC	T	A31 3200-R-1500 643	E8HZ 4200-BH
T	G75 3200-R-1110 614	D9HZ 4200-B	T	A68 3200-R-1162 390	E1HZ 4300-K	T	A5 3200-R-1500 391	E7HZ 4200-CS
T	G75 3200-R-1110 683	D9HZ 4200-C	T	A68 3200-R-1162 411	E1HZ 4300-L	T	A5 3200-R-1500 410	E7HZ 4200-CT
T	G75 3200-R-1110 717	D9HZ 4200-D	T	A68 3200-R-1162 433	E1HZ 4300-M	T	A5 3200-R-1500 456	E7HZ 4200-CV
T	G76 3200-R-1110 614	D9HZ 4200-F	T	A68 3200-R-1162 463	E1HZ 4300-N	T	A5 3200-R-1500 488	E7HZ 4200-CW
T	G76 3200-R-1110 683	D9HZ 4200-G	T	A69 3200-R-1162 529	E1HZ 4300-P	T	A5 3200-R-1500 529	E7HZ 4200-CX
T	G76 3200-R-1110 717	D9HZ 4200-H	T	A69 3200-R-1162 557	E1HZ 4300-R	T	A5 3200-R-1500 586	E7HZ 4200-CY
T	G87 3200-R-1110 529	EOHZ 4200-BK	T	B53 3200-R-1162 390	E2HZ 4300-A	T	A5 3200-R-1500 643	E7HZ 4200-CZ
T	G87 3200-R-1110 583	EOHZ 4200-BV	T	B53 3200-R-1162 411	E2HZ 4300-B	T	A5 3200-R-1500 683	E7HZ 4200-DA
T	G88 3200-R-1110 614	EOHZ 4200-BC	T	B53 3200-R-1162 433	E2HZ 4300-C	T	A5 3200-R-1500 717	E7HZ 4200-DB
T	G88 3200-R-1110 683	EOHZ 4200-BD	T	B53 3200-R-1162 463	E2HZ 4300-D	T	A6 3200-R-1500 391	E7HZ 4200-DC
T	G88 3200-R-1110 717	EOHZ 4200-BE	T	B53 3200-R-1162 529	E2HZ 4300-E	T	A6 3200-R-1500 410	E7HZ 4200-DD
T	G89 3200-R-1110 614	EOHZ 4200-BG	T	B53 3200-R-1162 557	E2HZ 4300-F	T	A6 3200-R-1500 456	E7HZ 4200-DE
T	G89 3200-R-1110 683	EOHZ 4200-BH	T	B53 3200-R-1162 617	E2HZ 4300-Z	T	A6 3200-R-1500 488	E7HZ 4200-DF
T	G89 3200-R-1110 717	EOHZ 4200-BJ	T	B75 3200-R-1162 529	E2HZ 4300-AA	T	A6 3200-R-1500 529	E7HZ 4200-DG
T	H12 3200-R-1110 529	EOHZ 4200-BF	T	B75 3200-R-1162 557	E2HZ 4300-AB	T	A6 3200-R-1500 586	E7HZ 4200-DH
T	H12 3200-R-1110 583	EOHZ 4200-BW	T	B75 3200-R-1162 617	E2HZ 4300-AC	T	A6 3200-R-1500 643	E7HZ 4200-DJ
T	H16 3200-R-1110 583	EOHZ 4200-AZ	T	A12 3200-R-1500 342	E9HZ 4200-BK	T	A6 3200-R-1500 683	E7HZ 4200-JJ
T	H16 3200-R-1110 620	EOHZ 4200-BA	T	A12 3200-R-1500 358	E9HZ 4200-BL	T	A6 3200-R-1500 717	E7HZ 4200-JK
T	H16 3200-R-1110 680	EOHZ 4200-BB	T	A12 3200-R-1500 373	E9HZ 4200-BM	T	A7 3200-R-1500 456	E7HZ 4200-CJ
T	H24 3200-R-1110 529	E3HZ 4200-BZ	T	A12 3200-R-1500 391	E9HZ 4200-BN	T	A7 3200-R-1500 488	E7HZ 4200-CK
T	H24 3200-R-1110 614	E3HZ 4200-CA	T	A12 3200-R-1500 410	E9HZ 4200-BP	T	A7 3200-R-1500 529	E7HZ 4200-CL
T	H51 3200-R-1110 583	E4HZ 4200-DX	T	A12 3200-R-1500 430	E9HZ 4200-BR	T	A7 3200-R-1500 586	E7HZ 4200-CM
T	H51 3200-R-1110 620	E4HZ 4200-DY	T	A12 3200-R-1500 456	E9HZ 4200-BS	T	A7 3200-R-1500 643	E7HZ 4200-CN
T	H51 3200-R-1110 680	E4HZ 4200-DZ	T	A12 3200-R-1500 488	E9HZ 4200-BT	T	A7 3200-R-1500 683	E7HZ 4200-CP
T	H52 3200-R-1110 529	E4HZ 4200-EA	T	A12 3200-R-1500 529	E9HZ 4200-BV	T	A7 3200-R-1500 717	E7HZ 4200-CR
T	H52 3200-R-1110 583	E4HZ 4200-EB	T	A12 3200-R-1500 586	E9HZ 4200-BW	T	A8 3200-R-1500 488	E7HZ 4200-CC
T	H52 3200-R-1110 614	E4HZ 4200-EC	T	A12 3200-R-1500 614	E9HZ 4200-BX	T	A8 3200-R-1500 529	E7HZ 4200-CD
T	H52 3200-R-1110 683	E4HZ 4200-ED	T	A12 3200-R-1500 643	E9HZ 4200-BY	T	A8 3200-R-1500 586	E7HZ 4200-CE
T	H52 3200-R-1110 717	E4HZ 4200-EE	T	A12 3200-R-1500 683	E9HZ 4200-BZ	T	A8 3200-R-1500 643	E7HZ 4200-CF
T	H53 3200-R-1110 529	E4HZ 4200-EF	T	A12 3200-R-1500 717	E9HZ 4200-CA	T	A8 3200-R-1500 683	E7HZ 4200-CG
T	H53 3200-R-1110 583	E4HZ 4200-EG	T	A17 3200-R-1500 456	E8HZ 4200-GJ	T	A8 3200-R-1500 717	E7HZ 4200-CH

1980/ FORD TRUCK PARTS

CROSS REFERENCE LIST 153

ROCKWELL (TIMKEN) AXLE and RELATED PART NUMBERS

C O D E	VENDOR PART NUMBER	FORD PART NUMBER	C O D E	VENDOR PART NUMBER	FORD PART NUMBER	C O D E	VENDOR PART NUMBER	FORD PART NUMBER
T	A2 3200-R-1656 S	E8HZ 4341-A	T	A59 3200-T-800 355	C6TZ 4300-EP	T	C51 3200-T-800 683	C8TZ 4300-CR
T	A3 3200-R-1656 456	E8HZ 4300-A	T	A59 3200-T-800 411	C6TZ 4300-EN	T	C52 3200-T-800 411	C8TZ 4300-CH
T	A2 3200-R-538	C3TZ 4141-K	T	A59 3200-T-800 444	C6TZ 4300-EM	T	C52 3200-T-800 444	C8TZ 4300-CJ
T	A20 3200-R-538 583	C0TZ 4200-A	T	A59 3200-T-800 463	C6TZ 4300-EL	T	C52 3200-T-800 463	C8TZ 4300-CK
T	A20 3200-R-538 720	TFBP 4200-A	T	A83 3200-T-800 583	C6TZ 4300-DS	T	C62 3200-T-800 529	C8TZ 4300-DH
T	A21 3200-R-538	C7TZ 4141-A	T	A83 3200-T-800 683	C6TZ 4300-DT	T	C62 3200-T-800 583	C8TZ 4300-DJ
T	A21 3200-R-538	C7TZ 4141-A	T	A83 3200-T-800 780	C6TZ 4300-DU	T	C62 3200-T-800 617	C8TZ 4300-DK
T	A28 3200-R-538 680	C0TT 4200-A	T	A83 3200-T-800 860	C6TZ 4300-DV	T	C62 3200-T-800 683	C8TZ 4300-DL
T	A62 3200-R-538 582	C5TZ 4200-AE	T	A89 3200-T-800 529	C6TZ 4300-DG	T	C62 3200-T-800 780	C8TZ 4300-DM
T	A62 3200-R-538 680	C5TZ 4200-AJ	T	A89 3200-T-800 583	C6TZ 4300-DF	T	C62 3200-T-800 860	C8TZ 4300-DN
T	A62 3200-R-538 720	C1TT 4200-EG	T	A89 3200-T-800 683	C6TZ 4300-DE	T	C85 3200-T-800 780	DOHZ 4300-B
T	A62 3200-R-538 720	C0TT 4200-B	T	A89 3200-T-800 780	C6TZ 4300-DD	T	C85 3200-T-800 860	DOHZ 4300-A
T	A87 3200-R-538 529	C7TZ 4200-CT	T	A89 3200-T-800 860	C6TZ 4300-DC	T	C93 3200-T-800 617	DOHZ 4300-D
T	A87 3200-R-538 583	C7TZ 4200-CU	T	A94 3200-T-800 488	C6TZ 4300-DH	T	C93 3200-T-800 780	DOHZ 4300-E
T	A87 3200-R-538 617	C7TZ 4200-CV	T	A94 3200-T-800 529	C6TZ 4300-DJ	T	C93 3200-T-800 860	DOHZ 4300-C
T	A87 3200-R-538 680	C7TZ 4200-CW	T	A94 3200-T-800 583	C6TZ 4300-DK	T	E84 3200-T-800 355	DOHZ 4300-AU
T	A87 3200-R-538 720	C7TZ 4200-CY	T	A94 3200-T-800 617	C6TZ 4300-DL	T	E84 3200-T-800 370	D7HZ 4300-A
T	A87 3200-R-538 780	C7TZ 4200-CZ	T	A95 3200-T-800 355	C6TZ 4300-DM	T	E84 3200-T-800 411	DOHZ 4300-AA
T	A2 3200-R-616	E1HZ 4141-A	T	A95 3200-T-800 411	C6TZ 4300-DN	T	E84 3200-T-800 444	DOHZ 4300-AB
T	A92 3200-R-616 370	E1HZ 4200-AE	T	A95 3200-T-800 444	C6TZ 4300-DP	T	E84 3200-T-800 463	DOHZ 4300-AC
T	A92 3200-R-616 411	E1HZ 4200-AF	T	A95 3200-T-800 463	C6TZ 4300-DR	T	E85 3200-T-800 488	DOHZ 4300-AD
T	A2 3200-T-1346 S	E3HZ 4141-C	T	B72 3200-T-800 488	C7TZ 4300-AV	T	E85 3200-T-800 529	DOHZ 4300-AF
T	A56 3200-T-1346 373	E4HZ 4200-BV	T	B72 3200-T-800 529	C7TZ 4300-AY	T	E85 3200-T-800 583	DOHZ 4300-AH
T	A56 3200-T-1346 410	E4HZ 4200-BW	T	B73 3200-T-800 355	C7TZ 4300-AR	T	E85 3200-T-800 617	DOHZ 4300-AK
T	A6 3200-T-1346 370	E3HZ 4200-DF	T	B73 3200-T-800 411	C7TZ 4300-AS	T	E85 3200-T-800 683	DOHZ 4300-AM
T	A7 3200-T-1346 411	E3HZ 4200-DJ	T	B73 3200-T-800 444	C7TZ 4300-AT	T	E85 3200-T-800 780	DOHZ 4300-AR
T	A1 3200-T-1658 342	E9HZ 4200-A	T	B73 3200-T-800 463	C7TZ 4300-AU	T	E85 3200-T-800 860	DOHZ 4300-AT
T	A1 3200-T-1658 358	E9HZ 4200-B	T	B74 3200-T-800 488	C7TZ 4300-A	T	E86 3200-T-800 529	DOHZ 4300-AE
T	A1 3200-T-1658 373	E9HZ 4200-C	T	B74 3200-T-800 529	C7TZ 4300-B	T	E86 3200-T-800 583	DOHZ 4300-AG
T	A1 3200-T-1658 391	E9HZ 4200-D	T	B74 3200-T-800 583	C7TZ 4300-C	T	E86 3200-T-800 617	DOHZ 4300-AJ
T	A1 3200-T-1658 410	E9HZ 4200-E	T	B74 3200-T-800 617	C7TZ 4300-D	T	E86 3200-T-800 683	DOHZ 4300-AL
T	A1 3200-T-1658 430	E9HZ 4200-F	T	B75 3200-T-800 355	C7TZ 4300-E	T	E86 3200-T-800 780	DOHZ 4300-AN
T	A1 3200-T-1658 456	E9HZ 4200-G	T	B75 3200-T-800 411	C7TZ 4300-F	T	E86 3200-T-800 860	DOHZ 4300-AS
T	A1 3200-T-1658 489	E9HZ 4200-H	T	B75 3200-T-800 444	C7TZ 4300-BT	T	E87 3200-T-800 370	D7HZ 4300-B
T	A1 3200-T-1658 538	E9HZ 4200-J	T	B75 3200-T-800 444	C7TZ 4300-G	T	E87 3200-T-800 411	DOHZ 4300-AV
T	A1 3200-T-1658 563	E9HZ 4200-K	T	B75 3200-T-800 463	C7TZ 4300-H	T	E87 3200-T-800 444	DOHZ 4300-AY
T	A1 3200-T-1658 614	E9HZ 4200-L	T	B76 3200-T-800 488	C7TZ 4300-J	T	E87 3200-T-800 463	DOHA 4300-AZ
T	A1 3200-T-1658 683	E9HZ 4200-M	T	B76 3200-T-800 529	C7TZ 4300-K	T	E88 3200-T-800 488	DOHA 4300-BA
T	A1 3200-T-1658 717	E9HZ 4200-N	T	B77 3200-T-800 355	C7TZ 4300-L	T	E88 3200-T-800 529	DOHZ 4300-BB
T	A2 3200-T-1658 S	E9HZ 4141-B	T	B77 3200-T-800 411	C7TZ 4300-M	T	E88 3200-T-800 583	DOHZ 4300-BC
T	A88 3200-T-566 563	C1TT 4200-DY	T	B77 3200-T-800 444	C7TZ 4300-N	T	E88 3200-T-800 617	DOHZ 4300-BD
T	A89 3200-T-566 727	C1TT 4200-DZ	T	B77 3200-T-800 463	C7TZ 4300-P	T	E88 3200-T-800 683	DOHZ 4300-BE
T	A91 3200-T-566 492	C1TT 4200-EB	T	C48 3200-T-800 488	C8TZ 4300-DC	T	E88 3200-T-800 780	DOHZ 4300-BF
T	B72 3200-T-566 604	C3TA 4200-AE	T	C48 3200-T-800 529	C8TZ 4300-DD	T	E88 3200-T-800 860	DOHZ 4300-BG
T	A2 3200-T-800	C1TZ 4341-A	T	C48 3200-T-800 583	C8TZ 4300-DE	T	G22 3200-T-800 370	D7HZ 4300-A
T	A42 3200-T-800 529	C6TZ 4300-EF	T	C48 3200-T-800 617	C8TZ 4300-DF	T	G24 3200-T-800 370	D7HZ 4300-B
T	A42 3200-T-800 583	C6TZ 4300-EE	T	C48 3200-T-800 683	C8TZ 4300-DG	T	G71 3200-T-800 488	D7HZ 4300-AL
T	A42 3200-T-800 683	C6TZ 4300-ED	T	C49 3200-T-800 355	C8TZ 4300-CY	T	G71 3200-T-800 583	D7HZ 4300-AM
T	A42 3200-T-800 780	C6TZ 4300-EC	T	C49 3200-T-800 411	C8TZ 4300-CZ	T	G71 3200-T-800 583	D7HZ 4300-AB
T	A42 3200-T-800 860	C6TZ 4300-EB	T	C49 3200-T-800 444	C8TZ 4300-DA	T	G71 3200-T-800 617	D7HZ 4300-AN
T	A43 3200-T-800 583	C6TZ 4300-EA	T	C49 3200-T-800 463	C8TZ 4300-DB	T	G71 3200-T-800 617	D7HZ 4300-AC
T	A43 3200-T-800 683	C6TZ 4300-DZ	T	C50 3200-T-800 583	C8TZ 4300-CS	T	G71 3200-T-800 683	D7HZ 4300-AP
T	A43 3200-T-800 780	C6TZ 4300-DY	T	C50 3200-T-800 683	C8TZ 4300-CT	T	G71 3200-T-800 683	D7HZ 4300-AD
T	A43 3200-T-800 860	C6TZ 4300-DW	T	C50 3200-T-800 780	C8TZ 4300-CU	T	G71 3200-T-800 780	D7HZ 4300-AR
T	A58 3200-T-800 488	C6TZ 4300-EK	T	C50 3200-T-800 860	C8TZ 4300-CV	T	G71 3200-T-800 780	D7HZ 4300-AE
T	A58 3200-T-800 529	C6TZ 4300-EJ	T	C51 3200-T-800 488	C8TZ 4300-CL	T	G71 3200-T-800 860	D7HZ 4300-AS
T	A58 3200-T-800 583	C6TZ 4300-EH	T	C51 3200-T-800 529	C8TZ 4300-CM	T	G71 3200-T-800 860	D7HZ 4300-AF
T	A58 3200-T-800 617	C6TZ 4300-EG	T	C51 3200-T-800 583	C8TZ 4300-CN	T	G72 3200-T-800 370	D7HZ 4300-AG

July, 1989

COPYRIGHT © 1989 — FORD MOTOR COMPANY — DEARBORN, MICHIGAN

New Issue

**1980/
FORD TRUCK PARTS**

ROCKWELL (TIMKEN) AXLE and RELATED PART NUMBERS

C O D E	VENDOR PART NUMBER	FORD PART NUMBER	C O D E	VENDOR PART NUMBER	FORD PART NUMBER	C O D E	VENDOR PART NUMBER	FORD PART NUMBER
T	G72 3200-T-800 411	D7HZ 4300-AH	T	J30 3200-T-800 390	E0HZ 4300-AJ	T	A54 3200-U-1399 489	E9HZ 4200-EZ
T	G72 3200-T-800 444	D7HZ 4300-AJ	T	J30 3200-T-800 411	E0HZ 4300-R	T	A54 3200-U-1399 538	E9HZ 4200-FA
T	G72 3200-T-800 463	D7HZ 4300-AK	T	J30 3200-T-800 444	E0HZ 4300-S	T	A54 3200-U-1399 563	E9HZ 4200-FB
T	G73 3200-T-800 488	D7HZ 4300-V	T	J30 3200-T-800 463	D7HZ 4300-BG	T	A61 3200-U-1399 342	E9HZ 4200-EE
T	G73 3200-T-800 529	D7HZ 4300-W	T	J5 3200-T-800 488	D7HZ 4300-BE	T	A61 3200-U-1399 358	E9HZ 4200-EF
T	G73 3200-T-800 583	D7HZ 4300-X	T	J5 3200-T-800 529	E2HZ 4300-Y	T	A61 3200-U-1399 373	E9HZ 4200-EG
T	G73 3200-T-800 617	D7HZ 4300-Y	T	J5 3200-T-800 583	E0HZ 4300-K	T	A61 3200-U-1399 391	E9HZ 4200-EH
T	G73 3200-T-800 683	D7HZ 4300-Z	T	J5 3200-T-800 617	E0HZ 4300-L	T	A61 3200-U-1399 410	E9HZ 4200-EJ
T	G73 3200-T-800 780	D7HZ 4300-AA	T	J5 3200-T-800 683	E0HZ 4300-M	T	A61 3200-U-1399 430	E9HZ 4200-EK
T	G74 3200-T-800 370	D7HZ 4300-P	T	J5 3200-T-800 780	E0HZ 4300-N	T	A61 3200-U-1399 456	E9HZ 4200-EL
T	G74 3200-T-800 411	D7HZ 4300-R	T	J5 3200-T-800 860	D7HZ 4300-BF	T	A61 3200-U-1399 489	E9HZ 4200-EM
T	G74 3200-T-800 444	D7HZ 4300-S	T	J55 3200-T-800 583	E0HZ 4300-T	T	A61 3200-U-1399 538	E9HZ 4200-EN
T	G74 3200-T-800 463	D7HZ 4300-T	T	J55 3200-T-800 617	E0HZ 4300-V	T	A61 3200-U-1399 563	E9HZ 4200-EP
T	G77 3200-T-800 488	D7HZ 4300-V	T	J55 3200-T-800 683	E0HZ 4300-W	T	A72 3200-U-1399 342	E8HZ 4200-DN
T	G77 3200-T-800 529	D7HZ 4300-W	T	J55 3200-T-800 780	E0HZ 4300-X	T	A72 3200-U-1399 358	E8HZ 4200-DP
T	G77 3200-T-800 583	D7HZ 4300-X	T	J55 3200-T-800 860	D7HZ 4300-BH	T	A72 3200-U-1399 373	E8HZ 4200-DR
T	G77 3200-T-800 617	D7HZ 4300-Y	T	A2 3200-U-1399 S	E7HZ 4141-H	T	A72 3200-U-1399 391	E8HZ 4200-DS
T	G77 3200-T-800 683	D7HZ 4300-Z	T	A37 3200-U-1399 410	E7HZ 4200-FW	T	A72 3200-U-1399 410	E8HZ 4200-DT
T	G77 3200-T-800 780	D7HZ 4300-AA	T	A37 3200-U-1399 430	E7HZ 4200-FX	T	A72 3200-U-1399 430	E8HZ 4200-DV
T	G78 3200-T-800 370	D7HZ 4300-P	T	A37 3200-U-1399 456	E7HZ 4200-FY	T	A72 3200-U-1399 456	E8HZ 4200-DW
T	G78 3200-T-800 411	D7HZ 4300-R	T	A37 3200-U-1399 489	E7HZ 4200-FZ	T	A72 3200-U-1399 489	E8HZ 4200-DX
T	G78 3200-T-800 444	D7HZ 4300-S	T	A37 3200-U-1399 538	E7HZ 4200-GA	T	A72 3200-U-1399 538	E8HZ 4200-DY
T	G78 3200-T-800 463	D7HZ 4300-T	T	A37 3200-U-1399 563	E7HZ 4200-GB	T	A72 3200-U-1399 563	E8HZ 4200-DZ
T	H10 3200-T-800 355	D0HZ 4300-AU	T	A37 3200-U-1399 614	E7HZ 4200-GC	T	A72 3200-U-1399 614	E8HZ 4200-EA
T	H10 3200-T-800 370	D7HZ 4300-AG	T	A38 3200-U-1399 342	E7HZ 4200-GL	T	A74 3200-U-1399 342	E8HZ 4200-EB
T	H10 3200-T-800 411	D7HZ 4300-AH	T	A38 3200-U-1399 358	E7HZ 4200-GM	T	A74 3200-U-1399 358	E8HZ 4200-EC
T	H10 3200-T-800 444	D7HZ 4300-AJ	T	A38 3200-U-1399 373	E7HZ 4200-GN	T	A74 3200-U-1399 373	E8HZ 4200-ED
T	H10 3200-T-800 463	D7HZ 4300-AK	T	A38 3200-U-1399 391	E7HZ 4200-GP	T	A74 3200-U-1399 391	E8HZ 4200-EE
T	H17 3200-T-800 583	D7HZ 4300-AB	T	A38 3200-U-1399 410	E7HZ 4200-GR	T	A74 3200-U-1399 410	E8HZ 4200-EF
T	H17 3200-T-800 617	D7HZ 4300-AC	T	A38 3200-U-1399 430	E7HZ 4200-GS	T	A74 3200-U-1399 430	E8HZ 4200-EG
T	H17 3200-T-800 683	D7HZ 4300-AD	T	A38 3200-U-1399 456	E7HZ 4200-GT	T	A74 3200-U-1399 456	E8HZ 4200-EH
T	H17 3200-T-800 780	D7HZ 4300-AE	T	A38 3200-U-1399 489	E7HZ 4200-GV	T	A74 3200-U-1399 489	E8HZ 4200-EJ
T	H17 3200-T-800 860	D7HZ 4300-AF	T	A39 3200-U-1399 342	E7HZ 4200-GW	T	A75 3200-U-1399 342	E8HZ 4200-EK
T	H52 3200-T-800 583	D7HZ 4300-AB	T	A39 3200-U-1399 358	E7HZ 4200-GX	T	A75 3200-U-1399 358	E8HZ 4200-EL
T	H52 3200-T-800 617	D7HZ 4300-AC	T	A39 3200-U-1399 373	E7HZ 4200-GY	T	A75 3200-U-1399 373	E8HZ 4200-EM
T	H52 3200-T-800 683	D7HZ 4300-AD	T	A39 3200-U-1399 391	E7HZ 4200-GZ	T	A75 3200-U-1399 391	E8HZ 4200-EN
T	H52 3200-T-800 780	D7HZ 4300-AE	T	A39 3200-U-1399 410	E7HZ 4200-HA	T	A75 3200-U-1399 410	E8HZ 4200-EP
T	H52 3200-T-800 860	D7HZ 4300-AF	T	A39 3200-U-1399 430	E7HZ 4200-HB	T	A75 3200-U-1399 430	E8HZ 4200-ER
T	H9 3200-T-800 370	D7HZ 4300-BA	T	A39 3200-U-1399 456	E7HZ 4200-HC	T	A75 3200-U-1399 456	E8HZ 4200-ES
T	H9 3200-T-800 488	D7HZ 4300-AL	T	A39 3200-U-1399 489	E7HZ 4200-HD	T	A75 3200-U-1399 489	E8HZ 4200-ET
T	H9 3200-T-800 583	D7HZ 4300-AM	T	A40 3200-U-1399 342	E7HZ 4200-JE	T	A76 3200-U-1399 410	E8HZ 4200-DF
T	H9 3200-T-800 617	D7HZ 4300-AN	T	A40 3200-U-1399 358	E7HZ 4200-JF	T	A76 3200-U-1399 430	E8HZ 4200-DG
T	H9 3200-T-800 683	D7HZ 4300-AP	T	A40 3200-U-1399 373	E7HZ 4200-JG	T	A76 3200-U-1399 456	E8HZ 4200-DH
T	H9 3200-T-800 780	D7HZ 4300-AR	T	A40 3200-U-1399 391	E7HZ 4200-JH	T	A76 3200-U-1399 489	E8HZ 4200-DJ
T	H9 3200-T-800 860	D7HZ 4300-AS	T	A40 3200-U-1399 410	E7HZ 4200-JI	T	A76 3200-U-1399 538	E8HZ 4200-DK
T	J10 3200-T-800 488	E0HZ 4300-Y	T	A40 3200-U-1399 430	E7HZ 4200-GE	T	A76 3200-U-1399 563	E8HZ 4200-DL
T	J10 3200-T-800 529	E0HZ 4300-Z	T	A40 3200-U-1399 456	E7HZ 4200-GF	T	A76 3200-U-1399 614	E8HZ 4200-DM
T	J10 3200-T-800 583	E0HZ 4300-AA	T	A40 3200-U-1399 489	E7HZ 4200-GG	T	A2 3200-U-801	E1HZ 4341-A
T	J10 3200-T-800 617	E0HZ 4300-AB	T	A40 3200-U-1399 538	E7HZ 4200-GH	T	C17 3200-U-801 370	E1HZ 4300-Z
T	J10 3200-T-800 683	E0HZ 4300-AC	T	A40 3200-U-1399 563	E7HZ 4200-GJ	T	C17 3200-U-801 411	E1HZ 4300-AA
T	J10 3200-T-800 780	D7HZ 4300-BJ	T	A40 3200-U-1399 614	E7HZ 4200-GK	T	A1 3200-V-1660 342	E9HZ 4200-P
T	J11 3200-T-800 370	E0HZ 4300-AD	T	A54 3200-U-1399 342	E9HZ 4200-ER	T	A1 3200-V-1660 358	E9HZ 4200-R
T	J11 3200-T-800 390	E0HZ 4300-AH	T	A54 3200-U-1399 358	E9HZ 4200-ES	T	A1 3200-V-1660 373	E9HZ 4200-S
T	J11 3200-T-800 411	E0HZ 4300-AE	T	A54 3200-U-1399 373	E9HZ 4200-ET	T	A1 3200-V-1660 391	E9HZ 4200-T
T	J11 3200-T-800 444	E0HZ 4300-AF	T	A54 3200-U-1399 391	E9HZ 4200-EV	T	A1 3200-V-1660 410	E9HZ 4200-V
T	J11 3200-T-800 463	E0HZ 4300-AG	T	A54 3200-U-1399 410	E9HZ 4200-EW	T	A1 3200-V-1660 430	E9HZ 4200-W
T	J30 3200-T-800 355	D3HZ 4300-HA	T	A54 3200-U-1399 430	E9HZ 4200-EX	T	A1 3200-V-1660 456	E9HZ 4200-X
T	J30 3200-T-800 370	E0HZ 4300-P	T	A54 3200-U-1399 456	E9HZ 4200-EY	T	A1 3200-V-1660 489	E9HZ 4200-Y

**1980/
FORD TRUCK PARTS**

ROCKWELL (TIMKEN) AXLE and RELATED PART NUMBERS

C O D E	VENDOR		C O D E	VENDOR		C O D E	VENDOR							
	PART NUMBER	FORD PART NUMBER		PART NUMBER	FORD PART NUMBER		PART NUMBER	FORD PART NUMBER						
T	A1 3200-V-1660	538	E9HZ	4200-Z	T	F30 3200-X-544	583	C3TA	4300-EN	T	A30 3200-Y-1039	433	D7HZ	4200-AS
T	A1 3200-V-1660	563	E9HZ	4200-AA	T	F30 3200-X-544	683	C3TA	4300-FR	T	A30 3200-Y-1039	444	D8HZ	4200-J
T	A1 3200-V-1660	614	E9HZ	4200-AB	T	F31 3200-X-544	583	C3TA	4300-ER	T	A30 3200-Y-1039	463	D7HZ	4200-AT
T	A1 3200-V-1660	683	E9HZ	4200-AC	T	F31 3200-X-544	683	C3TA	4300-ES	T	A31 3200-Y-1039	370	D8HZ	4200-G
T	A1 3200-V-1660	717	E9HZ	4200-AD	T	F31 3200-X-544	780	C3TA	4300-ET	T	B10 3200-Y-1039	411	E1HZ	4200-J
T	A2 3200-V-1660	S	E9HZ	4141-C	T	F31 3200-X-544	860	C3TA	4300-EU	T	B10 3200-Y-1039	433	D7HZ	4200-BW
T	A9 3200-V-412		7RT	4011-B	T	F32 3200-X-544	529	C3TA	4300-EV	T	B10 3200-Y-1039	444	E1HZ	4200-K
T	A1 3200-X-1662	342	E9HZ	4300-BS	T	F32 3200-X-544	583	C3TA	4300-EY	T	B10 3200-Y-1039	463	D7HZ	4200-BY
T	A1 3200-X-1662	358	E9HZ	4300-BT	T	F32 3200-X-544	683	C3TA	4300-EZ	T	B11 3200-Y-1039	370	E1HZ	4200-L
T	A1 3200-X-1662	373	E9HZ	4300-BV	T	F33 3200-X-544	411	C4TA	4300-AR	T	B15 3200-Y-1039	488	D7HZ	4200-BZ
T	A1 3200-X-1662	391	E9HZ	4300-BW	T	F33 3200-X-544	444	C4TA	4300-AN	T	B15 3200-Y-1039	529	D7HZ	4200-CB
T	A1 3200-X-1662	410	E9HZ	4300-BX	T	F33 3200-X-544	463	C3TA	4300-FA	T	B15 3200-Y-1039	617	D7HZ	4200-CD
T	A1 3200-X-1662	430	E9HZ	4300-BY	T	F34 3200-X-544	411	C4TA	4300-AT	T	B16 3200-Y-1039	411	E1HZ	4200-M
T	A1 3200-X-1662	456	E9HZ	4300-BZ	T	F34 3200-X-544	444	C4TA	4300-AS	T	B16 3200-Y-1039	433	D7HZ	4200-BV
T	A1 3200-X-1662	488	E9HZ	4300-CA	T	F34 3200-X-544	463	C3TA	4300-FB	T	B16 3200-Y-1039	444	E1HZ	4200-N
T	A1 3200-X-1662	529	E9HZ	4300-CB	T	F35 3200-X-544	529	C3TA	4300-FC	T	B16 3200-Y-1039	463	D7HZ	4200-BX
T	A1 3200-X-1662	586	E9HZ	4300-CC	T	F35 3200-X-544	583	C3TA	4300-FD	T	B17 3200-Y-1039	370	E1HZ	4200-P
T	A1 3200-X-1662	614	E9HZ	4300-CD	T	F35 3200-X-544	683	C3TA	4300-FE	T	B7 3200-Y-1039	411	E3HZ	4200-CF
T	A1 3200-X-1662	643	E9HZ	4300-CE	T	F35 3200-X-544	780	C3TA	4300-FF	T	B7 3200-Y-1039	444	E3HZ	4200-CH
T	A1 3200-X-1662	717	E9HZ	4300-CF	T	F35 3200-X-544	860	C3TA	4300-FG	T	B8 3200-Y-1039	370	E3HZ	4200-CD
T	A2 3200-X-1662	S	E9HZ	4341-C	T	F36 3200-X-544	529	C3TA	4300-FH	T	B9 3200-Y-1039	488	D7HZ	4200-CA
T	A16 3200-X-440		7RT	4010-B	T	F36 3200-X-544	583	C4TA	4300-AB	T	B9 3200-Y-1039	529	D7HZ	4200-CC
T	A2 3200-X-544		C1TT	4341-C	T	F36 3200-X-544	683	C4TA	4300-AA	T	B9 3200-Y-1039	617	D7HZ	4200-CE
T	B79 3200-X-544	529	C1TT	4300-AF	T	F37 3200-X-544	411	C4TA	4300-AK	T	C5 3200-Y-1039	373	E4HZ	4200-DT
T	B79 3200-X-544	583	C1TT	4300-AG	T	F37 3200-X-544	444	C4TA	4300-AJ	T	C5 3200-Y-1039	410	E4HZ	4200-DV
T	B79 3200-X-544	683	C1TT	4300-AH	T	F37 3200-X-544	463	C3TA	4300-FJ	T	C5 3200-Y-1039	444	E4HZ	4200-DW
T	B8 3200-X-544	583	C1TT	4300-AB	T	F38 3200-X-544	411	C4TA	4300-AM	T	A 3200-Y-1091	583	D7HZ	4200-AV
T	B8 3200-X-544	683	C1TT	4300-AC	T	F38 3200-X-544	444	C4TA	4300-AL	T	A 3200-Y-1091	617	D7HZ	4200-AW
T	B8 3200-X-544	780	C1TT	4300-AD	T	F38 3200-X-544	463	C3TA	4300-FK	T	A 3200-Y-1091	683	D7HZ	4200-AX
T	B8 3200-X-544	860	C1TT	4300-AE	T	F39 3200-X-544	529	C3TA	4300-FL	T	A 3200-Y-1091	717	D7HZ	4200-AY
T	B80 3200-X-544	583	C1TT	4300-AJ	T	F39 3200-X-544	583	C3TA	4300-FM	T	A1 3200-Y-1091	529	E0HZ	4200-BR
T	B80 3200-X-544	683	C1TT	4300-AK	T	F39 3200-X-544	683	C3TA	4300-FN	T	A1 3200-Y-1091	583	D7HZ	4200-AZ
T	B80 3200-X-544	780	C1TT	4300-AL	T	A2 3200-X-804		C7TZ	4341-A	T	A1 3200-Y-1091	617	D7HZ	4200-BA
T	B80 3200-X-544	860	C1TT	4300-AM	T	A28 3200-X-804	583	C7TZ	4300-BG	T	A1 3200-Y-1091	683	D7HZ	4200-BB
T	C32 3200-X-544	529	C1TT	4300-AV	T	A28 3200-X-804	617	C7TZ	4300-BH	T	A1 3200-Y-1091	717	D7HZ	4200-BC
T	C32 3200-X-544	583	C1TT	4300-AY	T	A28 3200-X-804	680	C7TZ	4300-BJ	T	A14 3200-Y-1091	456	E4HZ	4200-BN
T	C32 3200-X-544	683	C1TT	4300-AZ	T	A28 3200-X-804	720	C7TZ	4300-BK	T	A14 3200-Y-1091	463	E3HZ	4200-CC
T	C32 3200-X-544	780	C1TT	4300-BA	T	A28 3200-X-804	780	C7TZ	4300-BL	T	A14 3200-Y-1091	488	E4HZ	4200-BP
T	C32 3200-X-544	860	C1TT	4300-BB	T	A41 3200-X-804	529	C7TZ	4300-BA	T	A14 3200-Y-1091	529	E1HZ	4200-D
T	C52 3200-X-544	529	C1TT	4300-BC	T	A41 3200-X-804	583	C7TZ	4300-BB	T	A14 3200-Y-1091	538	E4HZ	4200-BR
T	C52 3200-X-544	583	C1TT	4300-BD	T	A41 3200-X-804	617	C7TZ	4300-BC	T	A14 3200-Y-1091	583	E1HZ	4200-E
T	C52 3200-X-544	683	C1TT	4300-BE	T	A41 3200-X-804	680	C7TZ	4300-BN	T	A14 3200-Y-1091	586	E4HZ	4200-BE
T	C53 3200-X-544	463	C1TT	4300-BJ	T	A42 3200-X-804	529	C7TZ	4300-BD	T	A14 3200-Y-1091	614	E4HZ	4200-BT
T	C54 3200-X-544	463	C1TT	4300-BK	T	A42 3200-X-804	583	C7TZ	4300-BE	T	A14 3200-Y-1091	617	E1HZ	4200-F
T	C55 3200-X-544	529	C1TT	4300-BF	T	A42 3200-X-804	617	C7TZ	4300-BF	T	A14 3200-Y-1091	683	E1HZ	4200-G
T	C55 3200-X-544	583	C1TT	4300-BG	T	A42 3200-X-804	680	C7TZ	4300-BM	T	A2 3200-Y-1091	S	D7HZ	4141-A
T	C55 3200-X-544	683	C1TT	4300-BH	T	A49 3200-X-804	617	C8TZ	4300-FW	T	A45 3200-Y-1091	463	E3HZ	4200-CB
T	C57 3200-X-544	529	C1TT	4300-AN	T	A49 3200-X-804	680	C8TZ	4300-FY	T	A45 3200-Y-1091	529	E0HZ	4200-BS
T	C57 3200-X-544	583	C1TT	4300-AR	T	A49 3200-X-804	720	C8TZ	4300-FZ	T	A45 3200-Y-1091	583	E0HZ	4200-AG
T	C57 3200-X-544	683	C1TT	4300-AS	T	A50 3200-X-804	617	C8TZ	4300-CE	T	A45 3200-Y-1091	617	E0HZ	4200-AH
T	C58 3200-X-544	463	C1TT	4300-AT	T	A50 3200-X-804	680	C8TZ	4300-CF	T	A45 3200-Y-1091	683	E0HZ	4200-AJ
T	C59 3200-X-544	463	C1TT	4300-AU	T	A50 3200-X-804	720	C8TZ	4300-CG	T	A45 3200-Y-1091	717	E0HZ	4200-AK
T	F29 3200-X-544	583	C3TA	4300-EL	T	A2 3200-Y-1039	S	D8HZ	4141-B	T	A7 3200-Y-1091	583	D7HZ	4200-BD
T	F29 3200-X-544	683	C3TA	4300-EK	T	A29 3200-Y-1039	488	D7HZ	4200-AM	T	A7 3200-Y-1091	617	D7HZ	4200-BE
T	F29 3200-X-544	780	C3TA	4300-AM	T	A29 3200-Y-1039	529	D7HZ	4200-AN	T	A7 3200-Y-1091	683	D7HZ	4200-BF
T	F29 3200-X-544	860	C3TA	4300-AG	T	A29 3200-Y-1039	583	D7HZ	4200-AP	T	A7 3200-Y-1091	717	D7HZ	4200-BG
T	F30 3200-X-544	528	C3TA	4300-EM	T	A29 3200-Y-1039	617	D7HZ	4200-AR	T	A70 3200-Y-1091	488	E4HZ	4200-BX
T	F30 3200-X-544	583	C3TA	4300-FS	T	A30 3200-Y-1039	411	D8HZ	4200-H	T	A70 3200-Y-1091	538	E4HZ	4200-BY

1980/
FORD TRUCK PARTS

ROCKWELL (TIMKEN) AXLE and RELATED PART NUMBERS

C O D E	VENDOR PART NUMBER	FORD PART NUMBER	C O D E	VENDOR PART NUMBER	FORD PART NUMBER	C O D E	VENDOR PART NUMBER	FORD PART NUMBER
T	A70 3200-Y-1091 586	E4HZ 4200-BZ	T	A12 3200-Z-1560 683	E7HZ 4200-ES	T	A39 3200-Z-1560 373	E8HZ 4200-CN
T	A70 3200-Y-1091 614	E4HZ 4200-CA	T	A12 3200-Z-1560 717	E7HZ 4200-ET	T	A39 3200-Z-1560 391	E8HZ 4200-CP
T	A70 3200-Y-1091 683	E4HZ 4200-CB	T	A13 3200-Z-1560 342	E7HZ 4200-JA	T	A39 3200-Z-1560 410	E8HZ 4200-CR
T	A70 3200-Y-1091 717	E4HZ 4200-CC	T	A13 3200-Z-1560 358	E7HZ 4200-JB	T	A39 3200-Z-1560 430	E8HZ 4200-CS
T	A71 3200-Y-1091 456	E4HZ 4200-CD	T	A13 3200-Z-1560 373	E7HZ 4200-JC	T	A39 3200-Z-1560 456	E8HZ 4200-CT
T	A71 3200-Y-1091 488	E4HZ 4200-CE	T	A13 3200-Z-1560 391	E7HZ 4200-JD	T	A39 3200-Z-1560 489	E8HZ 4200-CV
T	A71 3200-Y-1091 538	E4HZ 4200-CF	T	A13 3200-Z-1560 410	E7HZ 4200-EV	T	A40 3200-Z-1560 342	E8HZ 4200-A
T	A71 3200-Y-1091 586	E4HZ 4200-CG	T	A13 3200-Z-1560 430	E7HZ 4200-EW	T	A40 3200-Z-1560 358	E8HZ 4200-B
T	A71 3200-Y-1091 614	E4HZ 4200-CH	T	A13 3200-Z-1560 456	E7HZ 4200-EX	T	A40 3200-Z-1560 373	E8HZ 4200-C
T	A71 3200-Y-1091 683	E4HZ 4200-CJ	T	A13 3200-Z-1560 489	E7HZ 4200-EY	T	A40 3200-Z-1560 391	E8HZ 4200-D
T	A71 3200-Y-1091 717	E4HZ 4200-CK	T	A13 3200-Z-1560 538	E7HZ 4200-EZ	T	A40 3200-Z-1560 410	E8HZ 4200-E
T	A72 3200-Y-1091 586	E4HZ 4200-CL	T	A13 3200-Z-1560 563	E7HZ 4200-FA	T	A40 3200-Z-1560 430	E8HZ 4200-F
T	A72 3200-Y-1091 614	E4HZ 4200-CM	T	A13 3200-Z-1560 614	E7HZ 4200-FB	T	A40 3200-Z-1560 456	E8HZ 4200-G
T	A72 3200-Y-1091 683	E4HZ 4200-CN	T	A13 3200-Z-1560 683	E7HZ 4200-JL	T	A40 3200-Z-1560 489	E8HZ 4200-H
T	A72 3200-Y-1091 717	E4HZ 4200-CP	T	A13 3200-Z-1560 717	E7HZ 4200-JM	T	A41 3200-Z-1560 342	E8HZ 4200-J
T	A8 3200-Y-1091 583	D7HZ 4200-BH	T	A14 3200-Z-1560 342	E7HZ 4200-FC	T	A41 3200-Z-1560 358	E8HZ 4200-K
T	A8 3200-Y-1091 617	D7HZ 4200-BJ	T	A14 3200-Z-1560 358	E7HZ 4200-FD	T	A41 3200-Z-1560 373	E8HZ 4200-L
T	A8 3200-Y-1091 683	D7HZ 4200-BK	T	A14 3200-Z-1560 373	E7HZ 4200-FE	T	A41 3200-Z-1560 391	E8HZ 4200-M
T	A8 3200-Y-1091 717	D7HZ 4200-BL	T	A14 3200-Z-1560 391	E7HZ 4200-FF	T	A41 3200-Z-1560 410	E8HZ 4200-N
T	A80 3200-Y-1091 373	E6HZ 4200-D	T	A14 3200-Z-1560 410	E7HZ 4200-FG	T	A41 3200-Z-1560 430	E8HZ 4200-P
T	A80 3200-Y-1091 410	E6HZ 4200-E	T	A14 3200-Z-1560 430	E7HZ 4200-FH	T	A41 3200-Z-1560 456	E8HZ 4200-R
T	A80 3200-Y-1091 456	E5HZ 4200-AC	T	A14 3200-Z-1560 456	E7HZ 4200-FJ	T	A41 3200-Z-1560 489	E8HZ 4200-S
T	A80 3200-Y-1091 488	E5HZ 4200-AD	T	A14 3200-Z-1560 489	E7HZ 4200-FK	T	A44 3200-Z-286	8Y 4010
T	A80 3200-Y-1091 538	E5HZ 4200-AE	T	A15 3200-Z-1560 342	E7HZ 4200-FL	T	B48 3200-Z-286	8D 4010
T	A80 3200-Y-1091 586	E5HZ 4200-AF	T	A15 3200-Z-1560 358	E7HZ 4200-FM	T	C1 3201-2-5538	D3TZ 4010-S
T	A80 3200-Y-1091 614	E5HZ 4200-AG	T	A15 3200-Z-1560 373	E7HZ 4200-FN	T	A57 3201-A-1587	C3TZ 4010-R
T	A81 3200-Y-1091 488	E5HZ 4200-M	T	A15 3200-Z-1560 391	E7HZ 4200-FP	T	A4 3201-A-3407	C7TZ 4310-A
T	A81 3200-Y-1091 538	E5HZ 4200-N	T	A15 3200-Z-1560 410	E7HZ 4200-FR	T	C 3201-A-5643 S	D3TZ 4010-V
T	A81 3200-Y-1091 586	E5HZ 4200-P	T	A15 3200-Z-1560 430	E7HZ 4200-FS	T	A4 3201-B-3408	C7TZ 4010-G
T	A81 3200-Y-1091 614	E5HZ 4200-R	T	A15 3200-Z-1560 456	E7HZ 4200-FT	T	C 3201-B-5644	D5TZ 4010-B
T	A81 3200-Y-1091 683	E5HZ 4200-S	T	A15 3200-Z-1560 489	E7HZ 4200-FV	T	A1 3201-D-1434	D3TZ 4010-T
T	A81 3200-Y-1091 717	E5HZ 4200-T	T	A2 3200-Z-1560 S	E7HZ 4141-G			TDAA 4010-A
T	A82 3200-Y-1091 456	E5HZ 4200-V	T	A32 3200-Z-1560 410	E8HZ 4200-BJ	T	A2 3201-D-1434	TDAA 4010-A
T	A82 3200-Y-1091 488	E5HZ 4200-W	T	A32 3200-Z-1560 430	E8HZ 4200-BK	T	A14 3201-D-1746	C1TT 4310-D
T	A82 3200-Y-1091 538	E5HZ 4200-X	T	A32 3200-Z-1560 456	E8HZ 4200-BL	T	A17 3201-D-1746	C1TT 4310-F
T	A82 3200-Y-1091 586	E5HZ 4200-Y	T	A32 3200-Z-1560 489	E8HZ 4200-BM	T	A20 3201-D-1746 X	C2TZ 4310-B
T	A82 3200-Y-1091 614	E5HZ 4200-Z	T	A32 3200-Z-1560 538	E8HZ 4200-BN	T	A12 3201-D-2474	C3TZ 4010-AC
T	A82 3200-Y-1091 683	E5HZ 4200-AA	T	A32 3200-Z-1560 563	E8HZ 4200-BP	T	A4 3201-D-2474	C3TZ 4010-C
T	A82 3200-Y-1091 717	E5HZ 4200-AB	T	A32 3200-Z-1560 614	E8HZ 4200-BR	T	A8 3201-D-2474	C3TZ 4010-D
T	A83 3200-Y-1091 586	E5HZ 4200-H	T	A32 3200-Z-1560 683	E8HZ 4200-BS	T	A10 3201-E-2475	C3TZ 4310-AC
T	A83 3200-Y-1091 614	E5HZ 4200-J	T	A32 3200-Z-1560 717	E8HZ 4200-BT	T	A4 3201-E-2475	C3TZ 4310-G
T	A83 3200-Y-1091 683	E5HZ 4200-K	T	A33 3200-Z-1560 410	E8HZ 4200-BV	T	A7 3201-E-2475	C3TZ 4310-H
T	A83 3200-Y-1091 717	E5HZ 4200-L	T	A33 3200-Z-1560 430	E8HZ 4200-BW	T	A16 3201-F-2086	C2TZ 4010-H
T	B2 3200-Y-1091 488	E6HZ 4200-C	T	A33 3200-Z-1560 456	E8HZ 4200-BX	T	A4 3201-F-2086	C1TT 4010-K
T	B5 3200-Y-1091 373	E6HZ 4200-F	T	A33 3200-Z-1560 489	E8HZ 4200-BY	T	A6 3201-F-2346	C3TZ 4310-S
T	B5 3200-Y-1091 410	E6HZ 4200-G	T	A33 3200-Z-1560 538	E8HZ 4200-BZ	T	A7 3201-F-2346	C3TZ 4010-T
T	B5 3200-Y-1091 456	E6HZ 4200-H	T	A33 3200-Z-1560 563	E8HZ 4200-CA	T	A10 3201-F-2476	C3TZ 4310-C
T	B5 3200-Y-1091 488	E6HZ 4200-J	T	A33 3200-Z-1560 614	E8HZ 4200-CB	T	A19 3201-F-2476	C3TZ 4310-AD
T	A39 3200-Y-285	21Y 4011	T	A38 3200-Z-1560 342	E8HZ 4200-CC	T	A4 3201-F-2476	C3TZ 4310-K
T	A96 3200-Y-285	8D 4011	T	A38 3200-Z-1560 358	E8HZ 4200-CD	T	A7 3201-F-2476	C3TZ 4310-J
T	A3 3200-Y-389	7EQ 4010	T	A38 3200-Z-1560 373	E8HZ 4200-CE	T	A10 3201-F-2840	C5TZ 4010-W
T	A12 3200-Z-1560 410	E7HZ 4200-EJ	T	A38 3200-Z-1560 391	E8HZ 4200-CF	T	A14 3201-F-2840	C5TZ 4010-Y
T	A12 3200-Z-1560 430	E7HZ 4200-EK	T	A38 3200-Z-1560 410	E8HZ 4200-CG	T	A29 3201-F-2840	C5TZ 4010-AN
T	A12 3200-Z-1560 456	E7HZ 4200-EL	T	A38 3200-Z-1560 430	E8HZ 4200-CH	T	A3 3201-F-2840	C5TZ 4010-R
T	A12 3200-Z-1560 489	E7HZ 4200-EM	T	A38 3200-Z-1560 456	E8HZ 4200-CJ	T	A7 3201-F-2840	C5TZ 4010-V
T	A12 3200-Z-1560 538	E7HZ 4200-EN	T	A38 3200-Z-1560 489	E8HZ 4200-CK	T	A13 3201-G-2035	C3TZ 4010-P
T	A12 3200-Z-1560 563	E7HZ 4200-EP	T	A39 3200-Z-1560 342	E8HZ 4200-CL	T	A 3201-G-2711 X	C2TZ 4612-B
T	A12 3200-Z-1560 614	E7HZ 4200-ER	T	A39 3200-Z-1560 358	E8HZ 4200-CM	T	A10 3201-G-2841	C5TZ 4310-H

1980/ FORD TRUCK PARTS

CROSS REFERENCE LIST 157

ROCKWELL (TIMKEN) AXLE and RELATED PART NUMBERS

C O D E	VENDOR PART NUMBER	FORD PART NUMBER	C O D E	VENDOR PART NUMBER	FORD PART NUMBER	C O D E	VENDOR PART NUMBER	FORD PART NUMBER
T	A25 3201-G-2841	C5TZ 4310-L	T	C2 3201-T-3790	C5TZ 4310-G	T	3202-G-9341 S	E9HZ 4234-J
T	A4 3201-G-2841	C5TZ 4310-J	T	C22 3201-T-3790	D0HZ 4310-D	T	3202-H-3492	C3TZ 4234-L
T	A7 3201-G-2841	C5TZ 4310-K	T	C50 3201-T-3790	D2HZ 4310-C	T	3202-H-8666 S	E8HZ 4234-C
T	A27 3201-H-1880	C3TZ 4010-B	T	A25 3201-U-1373	B5T 4010-A	T	3202-H-9342 S	E9HZ 4234-A
T	A11 3201-H-2036 X	C2TZ 4010-C	T	A39 3201-U-1373	D3HZ 4010-G	T	A 3202-J-2714 X	C2TZ 4612-A
T	A8 3201-H-2036	C1TT 4010-N	T	A41 3201-U-1373	B6T 4010-A	T	3202-J-8902 S	E7HZ 4234-E
T	C4 3201-H-5650 S	D9HZ 3010-A	T	A41 3201-U-1375	B6T 4010-A	T	3202-J-9344 S	E9HZ 4234-M
T	A29 3201-J-1882	C3TZ 4310-A	T	A4 3201-U-2257 X	C3TZ 4010-A	T	3202-K-3495	C3TZ 4234-M
T	A11 3201-J-2038 X	C2TZ 4310-C	T	A4 3201-U-2557 X	C3TZ 4010-A	T	3202-K-9345 S	E9HZ 4234-L
T	A8 3201-J-2038	C1TT 4310-E	T	A4 3201-U-2829	C5TZ 4010-N	T	3202-L-1858	21Y 4235
T	A2 3201-J-2402 X	C3TZ 4310-B	T	C 3201-U-5637	D5TZ 4010-A	T	3202-L-3002	C3TZ 4234-K
T	A2 3201-K-1519	C0TT 4010-D	T	C 3201-U-6937 S	E4HZ 4010-L	T	3202-L-6356 S	D8HZ 4234-B
T	A2 3201-K-1519 E	C0TT 4010-D	T	C 3201-V-5430	D3TZ 4010-M	T	3202-L-6564	D5HZ 4235-A
T	A1 3201-K-2949	B8TZ 4010-A	T	C 3201-V-6938 S	E4HZ 4010-M	T	3202-L-8904 S	E7HZ 4234-F
T	A2 3201-L-1598	B6T 4010-C	T	A29 3201-W-1479	C1TT 4010-A	T	3202-L-9346 S	E9HZ 4234-B
T	A4 3201-L-2820	C5TZ 4010-K	T	A34 3201-W-1479	C1TT 4010-T	T	3202-M-2717	TDA 4235-A
T	A4 3201-L-2846	C5TZ 4010-T	T	A37 3201-W-1479	C1TT 4010-R	T	A 3202-M-4485	D1TZ 3219-A
T	A8 3201-L-2846	C5TZ 4010-U	T	A43 3201-W-1479 X	C2TZ 4010-B	T	A1 3202-M-4485	D2HZ 3220-A
T	A3 3201-L-3600	C8TZ 4010-J	T	C1 3201-W-2845	C8TZ 4010-AA	T	3202-M-8983	E6HZ 4234-E
T	A4 3201-M-2847	C5TZ 4310-G	T	A2 3201-W-5431	D3TZ 4010-M	T	3202-N-2536	C3TZ 4234-E
T	A7 3201-M-2847	C5TZ 4310-F	T	C1 3201-X-4184	D1TZ 3010-A	T	3202-N-3056	C1TT 4235-A
T	A55 3201-N-1479	C2TZ 4010-K	T	A16 3201-Y-2027	C2TZ 4010-J	T	3202-N-3498	C3TZ 4234-C
T	A3 3201-N-2848	C5TZ 4010-S	T	A4 3201-Y-2027	C1TT 4010-B	T	A 3202-N-4486	D1TZ 3220-A
T	A10 3201-P-2460	C3TZ 4010-E	T	A4 3201-Y-2469	C3TZ 4010-J	T	A1 3202-N-4486	D2HZ 3219-A
T	A14 3201-P-2460	C3TZ 4010-G	T	A3 3201-Y-3041	C5TZ 4010-AJ	T	3202-N-6098	C8TZ 4234-E
T	A24 3201-P-2460	C3TZ 4010-AB	T	C 3201-Y-4809	D5TZ 4010-A	T	3202-N-6358 S	D8HZ 4234-C
T	A7 3201-P-2460	C3TZ 4010-F	T	A1 3201-Z-1482	B8QH 4010-B	T	3202-P-3500	C3TZ 4234-D
T	A3 3201-P-2640	C3TZ 4010-H	T	A18 3201-Z-1872	C3TZ 4310-L	T	3202-P-6100	C8TZ 4234-E
T	A4 3201-Q-3631	C8TZ 4310-D	T	A19 3201-Z-1872	C3TZ 4010-U	T	3202-P-7816 S	E0HZ 4234-C
T	C44 3201-Q-4099	D2HZ 4010-B	T	A4 3201-Z-2470	C3TZ 4010-K	T	3202-Q-2539	C3TZ 4234-F
T	C5 3201-Q-4099	C5TZ 4010-W	T	C2 3201-Z-3761	C5TZ 4010-K	T	3202-Q-3059	C3TZ 4234-H
T	C8 3201-Q-4099	D0HZ 4010-D	T	3202-A-3667 S	D8HZ 4234-D	T	3202-Q-6361 S	E9HZ 4234-C
T	A4 3201-R-3632	C8TZ 4010-R	T	3202-B-2108	7EQ 4235	T	3202-Q-8181 S	E3HZ 4234-D
T	C2 3201-R-4100	C5TZ 4310-L	T	3202-B-2706	TCAA 4235-A	T	3202-Q-8389	E0HZ 4234-E
T	C44 3201-R-4100	D2HZ 4310-B	T	3202-B-5228	C4TZ 4234-D	T	3202-Q-8805 S	E7HZ 4234-L
T	C5 3201-R-4100	C5TZ 4310-J	T	3202-B-8790	E6HZ 4234-C	T	3202-Q-8935 S	E9HZ 4234-G
T	C8 3201-R-4100	D0HZ 4310-E	T	3202-B-8816 S	E8HZ 4234-B	T	3202-R-3268	D7HZ 4235-A
T	C10 3201-R-5530	D4HZ 4010-A	T	3202-B-9050 S	E7HZ 4234-D	T	3202-R-8182 S	E3HZ 4234-E
T	C2 3201-R-5530	D3HZ 4010-J	T	3202-C-9051 S	E7HZ 4234-C	T	3202-S-3061	C3TZ 4234-G
T	C33 3201-R-5530	D3HZ 4010-J	T	3202-C-9519 S	E9HZ 4234-D	T	3202-S-6779 S	E9HZ 4234-N
T	C34 3201-R-5530	D3HZ 4010-K	T	3202-D-1096	61 4235	T	3202-S-8937 S	E9HZ 4234-H
T	C35 3201-R-5530	D4HZ 4010-A	T	3202-D-2942	B6T 4235-A	T	3202-S-9041 S	E7HZ 4234-H
T	C5 3201-R-5530	D3HZ 4010-K	T	3202-D-3488	C1TT 4235-B	T	3202-T-2932	B5Y 4235-A
T	C52 3201-S-3763	D3HZ 4010-A	T	3202-D-6712 S	D7HZ 4234-C	T	3202-T-3530	C1TT 4235-D
T	C19 3201-S-3789	D0HZ 4010-E	T	3202-E-7415	D6TZ 4235-A	T	3202-T-5142	C5TZ 4234-A
T	C2 3201-S-3789	C5TZ 4010-T	T	3202-E-9001 S	E7HZ 4234-B	T	3202-T-6728	D8HZ 4234-E
T	C45 3201-S-3789	D2HZ 4010-C	T	3202-E-9391 S	E9HZ 4234-R	T	3202-T-6780 S	D7HZ 4234-H
T	C10 3201-S-5531	D4HZ 4310-A	T	3202-F-3490	C1TZ 4235-A	T	3202-T-7820 S	E0HZ 4234-D
T	C2 3201-S-5531	D3HZ 4310-G	T	3202-F-6766 S	D7HZ 4234-D	T	3202-T-9042 S	E7HZ 4234-G
T	C39 3201-S-5531	D3HZ 4310-G	T	3202-F-6792 S	D7HZ 4234-F	T	3202-U-5143	C5TZ 4234-B
T	C40 3201-S-5531	D3HZ 4310-H	T	3202-F-7572 S	E3HZ 4234-C	T	3202-U-6729	D8HZ 4234-D
T	C41 3201-S-5531	D4HZ 4310-A	T	3202-F-9002 S	E7HZ 4234-A	T	3202-U-9043 S	E8HZ 4234-A
T	C5 3201-S-5531	D3HZ 4310-H	T	3202-F-9340 S	E9HZ 4234-K	T	3202-W-3767 X	C3TZ 4234-A
T	A14 3201-T-1502	B6T 4010-B	T	3202-F-9392 S	E9HZ 4234-P	T	3202-W-6783 S	D7HZ 4234-J
T	A8 3201-T-1502	B6T 4010-B	T	3202-G-2581	8D 4235	T	3202-W-7745 S	E7HZ 4234-N
T	A11 3201-T-1752	B6T 4010-B	T	3202-G-6767 S	D7HZ 4234-E	T	3202-W-8915 S	E7HZ 4234-J
T	A4 3201-T-2828	C5TZ 4010-P	T	3202-G-6793 S	D7HZ 4234-G	T	3202-X-3508	D3HZ 4234-A
T	C10 3201-T-3790	C5TZ 4310-F	T	3202-G-9003 S	E7HZ 4234-K	T	3202-X-6472	D4HZ 4234-A

July, 1989

COPYRIGHT © 1989 — FORD MOTOR COMPANY — DEARBORN, MICHIGAN

New Issue

1980/
FORD TRUCK PARTS

ROCKWELL (TIMKEN) AXLE and RELATED PART NUMBERS

C O D E	VENDOR PART NUMBER	FORD PART NUMBER	C O D E	VENDOR PART NUMBER	FORD PART NUMBER	C O D E	VENDOR PART NUMBER	FORD PART NUMBER
T	3202-X-9046 S	E9HZ 4234-F	T	A3 3211-L-2456	D3HZ 2211-A	T	3219-H-3206	C9HZ 1125-C
T	3202-Y-3769 X	C3TZ 4234-B	T	A 3211-L-3470	D8HZ 2212-G	T	3219-H-3934	E0HZ 1126-B
T	3202-Y-8111 S	E7HZ 4234-M	T	A 3211-L-3912 S	E1HZ 2212-C	T	3219-J-2350	C4TZ 1125-F
T	3202-Y-8917 S	E7HZ 4234-P	T	A 3211-M-1209	B8QH 2211-A	T	3219-J-2636	D1HZ 1125-C
T	3202-Y-9047 S	E9HZ 4234-E	T	A4 3211-M-1209	C3TZ 2211-H			D1HZ 1125-E
T	3202-Z-2054	B8QH 4235-F	T	A2 3211-Q-2383	D3HZ 2212-A	T	3219-J-2922	C5TZ 1126-AJ
T	3202-Z-2704	TBAA 4235	T	A3 3211-Q-2461	D3HZ 2212-B	T	3219-J-2948	C5TZ 1126-AM
T	3202-Z-3120	C1TT 4235-E	T	A1 3211-R-2306	D5HZ 2013-B	T	A 3219-K-2377	B7Q 1126-B
T	3202-Z-3666 S	D8HZ 4234-E	T	A2 3211-R-2384	D3HZ 2211-D	T	3219-L-2924	C5TZ 1126-AE
T	3202-Z-3692	C3TZ 4234-B	T	A3 3211-R-2462	D3HZ 2211-E	T	3219-L-2950	C5TZ 1126-AF
T	3202-Z-8788	E6HZ 4234-D	T	A 3211-R-4386 S	E4HZ 2212-C	T	A 3219-M-1781	7EQ 1125-C
T	A3 3211-A-2471	D3HZ 2212-E	T	A1 3211-S-2307	D5HZ 2012-B	T	3219-M-1963	B8QH 1125-B
T	A 3211-A-2757	D5HZ 2212-E	T	A3 3211-S-2463	D3HZ 2211-F	T	3219-M-2041	C2TZ 1126-A
T	A 3211-A-3901 S	E1HZ 2211-B	T	A 3211-S-3217	D8HZ 2212-E	T	3219-M-2145	C8TZ 1125-C
T	A 3211-B-1458	C1TZ 2211-E	T	A 3211-S-4387 S	E4HZ 2211-D			D1HZ 1125-F
T	A 3211-B-2758	D5HZ 2211-E	T	A 3211-T-1294	C2TZ 2211-A			D1HZ 1125-D
T	A 3211-B-3902 S	E1HZ 2212-B	T	A2 3211-T-1294	C3TZ 2310-N	T	3219-N-1990	B5QH 1125-A
T	A 3211-C-1459	C1TZ 2212-E	T	A2 3211-T-1294	C3TZ 2211-AB	T	3219-N-2926	C5TZ 1126-AH
T	A 3211-C-1511	C2TZ 2212-B	T	A3 3211-T-1372	C3TZ 2211-K	T	3219-Q-2929	C5TZ 1126-AP
T	A2 3211-C-1511	C3TZ 2311-N	T	A7 3211-T-1372	D7HZ 2211-A	T	A 3219-R-2358	B9TT 1126-B
		C3TZ 2212-AB	T	A 3211-T-1506	C2TZ 2211-C	T	3219-R-2384	C3TZ 1126-K
T	A 3211-C-3305	D8HZ 2211-B	T	A3 3211-T-2464	D3HZ 2212-C	T	3219-S-2437	C5TZ 1125-C
T	A 3211-D-1460	C1TZ 2211-B	T	A 3211-T-3218	D8HZ 2211-E	T	3219-S-2931	C5TZ 1126-AD
T	A 3211-D-1512	C2TZ 2211-B	T	A 3211-T-3582 S	E1HZ 2212-A	T	3219-T-2636	C3TZ 1125-G
T	A2 3211-D-1512	C3TZ 2310-R	T	A 3211-U-1295	C2TZ 2212-A	T	3219-T-3322	D1TZ 1125-A
		C3TZ 2211-AC			C3TZ 2212-AC	T	3219-V-2388	C1TZ 1126-B
T	A 3211-D-2760	D5HZ 2211-A			C3TZ 2311-R	T	3219-V-2492	C2TZ 1126-C
T	A 3211-D-3306	D8HZ 2212-B	T	A3 3211-U-2465	D3HZ 2212-D	T	3219-V-3922	D8HZ 1126-D
T	A 3211-D-4190 S	E2HZ 2211-C	T	A 3211-U-3661	D1HZ 2212-C	T	3219-V-4546	E2HZ 1126-B
T	A 3211-D-4372 S	E4HZ 2211-C	T	A3 3211-V-2466	D3HZ 2211-G	T	3219-W-2935	C5TZ 1126-AT
T	A 3211-E-1461	C1TZ 2212-B	T	A 3211-V-3662	D1HZ 2211-C	T	3219-X-1532	B8QH 1125-D
T	A 3211-E-2761	D5HZ 2212-B	T	A 3211-W-1505	C2TZ 2212-C	T	3219-X-2390	C1TZ 1126-A
T	A 3211-E-3307	D8HZ 2211-C	T	A 3211-X-1454	C1TZ 2212-A	T	3219-X-2494	C2TZ 1126-B
T	A 3211-E-3905 S	E1HZ 2211-D	T	A2 3211-X-1454	C3TZ 2311-M	T	3219-Y-2937	C5TZ 1126-AL
T	A 3211-E-4191 S	E2HZ 2212-B	T	A2 3211-X-1454	C3TZ 2212-AA	T	3221-P-1004 S	E8HZ 4K470-A
T	A 3211-E-4373 S	E4HZ 2212-B	T	A 3211-Y-1247	C1TZ 2212-C	T	A6 3222-F-1072	D9HZ 2018-B
T	A 3211-F-2762	D5HZ 2211-B	T	A 3211-Y-1455	C1TZ 2211-A	T	A9 3222-F-1072	D8HZ 2018-B
T	A 3211-F-3308	D8HZ 2212-C	T	A2 3211-Y-1455	C3TZ 2310-L	T	A2 3222-F-708	B4Q 2018-A
T	A 3211-F-3906 S	E1HZ 2212-D	T	A2 3211-Y-1455	C3TZ 2211-Z	T	A3 3222-F-708	B4Q 2019-A
T	A 3211-G-1359	C1TZ 2211-D	T	A3 3211-Y-2469	D3HZ 2211-C	T	A7 3222-K-1103	D8HZ 2018-D
T	A2 3211-G-1359	C3TZ 2310-M	T	A 3211-Z-1248	C1TZ 2211-C	T	A3 3222-P-1082	D5HZ 2018-A
		C3TZ 2211-AA	T	A3 3211-Z-2470	D3HZ 2211-H	T	A2 3222-P-2382	D3HZ 2211-B
T	A 3211-G-2763	D5HZ 2212-D	T	3219-A-2419	C9HZ 1125-B	T	A3 3222-R-486	7EQ 2370
T	A 3211-G-3465	D8HZ 2211-F	T	3219-A-2939	C5TZ 1126-AR	T	A2 3222-S-1293 S	E4HZ 2218-A
T	A 3211-G-3907 S	E1HZ 2211-E	T	A 3219-B-2004	8Q 1126-A	T	A57 3222-S-1293 S	E4HZ 2218-C
T	A 3211-H-1360	C1TZ 2211-D	T	A 3219-C-1537	B8QH 1126-E	T	A8 3222-V-1244	D7HZ 2218-B
		C1TZ 2212-D	T	A 3219-C-2317	B7T 1125-B	T	A 3226-A-131	C1TT 4414-B
T	A2 3211-H-1360	C3TZ 2311-L	T	3219-C-2941	C5TZ 1126-AK	T	A 3226-B-80	8TH 4614
T	A2 3211-H-1360	C3TZ 2212-Z	T	3219-C-4553	E2HZ 1126-A	T	A84 3226-B-80	B9TZ 4614-B
T	A 3211-H-2764	D5HZ 2211-D	T	3219-E-2943	C5TZ 1126-AN			8TH 4614
T	A 3211-H-3466	D8HZ 2212-F	T	A 3219-F-2242	B4T 1126-A	T	A 3226-B-860 S	E7HZ 4614-G
T	A 3211-H-3908 S	E1HZ 2212-E	T	3219-F-2321	C1TT 1126-C	T	A 3226-C-237	C3TZ 4414-A
T	A 3211-J-2766	D5HZ 2212-C	T	3219-G-2945	C5TZ 1126-AG	T	A 3226-D-1122 S	E8HZ 4431-B
T	A 3211-J-3676 S	E1HZ 2211-A	T	3219-G-3933	D8HZ 1126-C	T	A 3226-E-629 S	D8HZ 4431-B
T	A 3211-J-3780	E1HZ 2211-H	T	A 3219-H-1776	7EQ 1126-B	T	A 3226-E-655	D6TZ 4614-A
T	A 3211-K-2767	D5HZ 2211-C	T	3219-H-2582	C3TZ 1126-L	T	A 3226-F-188	C1TT 4614-C
T	A 3211-K-3469	D8HZ 2211-G	T	3219-H-2660	C4TZ 1125-C	T	A 3226-F-708	D7HZ 4414-A
T	A 3211-K-3911 S	E1HZ 2211-C	T	3219-H-2920	C5TZ 1126-AJ	T	A 3226-G-631	D5TZ 4614-A

**1980/
FORD TRUCK PARTS**

CROSS REFERENCE LIST 159

ROCKWELL (TIMKEN) AXLE and RELATED PART NUMBERS

C O D E	VENDOR		FORD		C O D E	VENDOR		FORD		C O D E	VENDOR		FORD	
	PART NUMBER	PART NUMBER	PART NUMBER	PART NUMBER		PART NUMBER	PART NUMBER	PART NUMBER	PART NUMBER		PART NUMBER	PART NUMBER	PART NUMBER	PART NUMBER
T	A 3226-H-112	C1TT	4614-A	T	A 3235-B-1250 S	D8HZ	4404-C	T	A4 3235-P-354	7EQ	4203-B			
T	A 3226-H-1126 S	E9HZ	4431-B	T	A4 3235-B-1250	E2HZ	4404-A	T	A4 3235-P-354	7EQ	4203-A			
T	A16 3226-H-60	BB	4614-B	T	A 3235-B-340	8TH	4204	T	A4 3235-P-354	7EQ	4203-B			
T	A 3226-J-686	B6T	4614-A	T	A 3235-B-392	TDAA	4204-A	T	A39 3235-Q-1109 S	D8HZ	4204-F			
T	A 3226-J-738	D9HZ	4614-A	T	A 3235-B-574	C3TZ	4204-A	T	A 3235-Q-1681 S	E4HZ	4204-B			
T	A 3226-K-115	C3TZ	4614-D	T	A 3235-B-730	C6TZ	4204-A	T	A 3235-Q-1941 S	E7HZ	4204-D			
T	A 3226-K-583	D3TZ	4614-A	T	B23 3235-B-730 S	D8HZ	4204-B	T	A2 3235-Q-459	C1TT	4204-D			
T	A 3226-K-89	B8QH	4614-B	T	A20 3235-B-886	B6T	4204-A	T	A1 3235-R-564	C1TT	4404-B			
T	A 3226-L-896 S	E4HZ	4614-B	T	A 3235-C-1173 S	D8HZ	4204-C	T	A11 3235-R-564	D7HZ	4404-A			
T	A 3226-M-1053 S	E7HZ	4614-D	T	A12 3235-C-1173 S	D8HZ	4204-G	T	A3 3235-R-564	C3TZ	4404-G			
T	A 3226-M-117	C3TZ	4614-K	T	A19 3235-C-1173 S	D8HZ	4204-G	T	A 3235-S-1371 S	D7HZ	4204-A			
T	A 3226-M-585	D8HZ	4431-A	T	A6 3235-C-1719 S	E7HZ	4204-H	T	A10 3235-S-1813 S	E9HZ	4204-D			
T	A 3226-M-91	TCAA	4614-A	T	A3 3235-C-497	B9TT	4204-A	T	A12 3235-S-1813 S	E9HZ	4204-G			
T	A 3226-N-664	D5TZ	4614-B	T	A 3235-C-601	C7TZ	4404-A	T	A1 3235-S-1865 S	E7HZ	4204-P			
T	A 3226-N-898 S	E5HZ	4431-A	T	A28 3235-D-1174	E0HZ	4204-F	T	A2 3235-S-1969 S	E9HZ	4404-C			
T	A 3226-P-1056 S	E7HZ	4614-C	T	A46 3235-D-394	D3HZ	4204-B	T	A1 3235-S-435	C3TZ	4404-M			
T	3226-P-172	C1TT	4477-A	T	A2 3235-D-432	C1TT	4204-C	T	A 3235-T-1372 S	D7HZ	4204-C			
T	A 3226-P-354	C6TZ	4614-A	T	A 3235-D-888	C8TZ	4204-B	T	A2 3235-T-1528 S	E0HZ	4404-B			
T	A1 3226-P-666	BB	4614-B	T	A8 3235-E-1721 S	E7HZ	4204-G	T	A 3235-T-566	C3TZ	4204-B			
T	A 3226-P-94	TDAA	4614-A	T	A 3235-F-1618 S	E7HZ	4204-M	T	A 3235-U-1841 S	E8HZ	4204-G			
T	A 3226-Q-1135 S	E8HZ	4431-A	T	A3 3235-F-1800 S	E9HZ	4404-A	T	A2 3235-U-1841 S	E9HZ	4204-A			
T	A 3226-Q-147	C3TZ	4614-M	T	A10 3235-F-1982 S	E9HZ	4204-E	T	A8 3235-U-1841 S	E9HZ	4204-B			
T	A 3226-Q-17	BB	4614	T	A12 3235-F-1982 S	E9HZ	4204-H	T	A 3235-U-619	C2TZ	4204-B			
T	3226-Q-537	D4HZ	4477-A	T	A 3235-F-266	61	4204	T	A20 3235-U-619	D3TZ	4204-B			
T	A 3226-Q-537	D4HZ	4477-A	T	A 3235-G-1723 S	E7HZ	4204-B	T	B3 3235-U-619	D3TZ	4204-B			
T	A1 3226-Q-537	D1HZ	4475-A	T	A1 3235-G-1801 S	E4HZ	4404-A	T	A3 3235-V-1374 S	D7HZ	4404-B			
T	A 3226-R-1006 S	E7HZ	4614-F	T	A 3235-H-1620 S	E7HZ	4204-N	T	3235-V-386	TBAA	4205-A			
T	A 3226-R-1058 S	E7HZ	4614-B	T	A10 3235-H-1984 S	E9HZ	4204-F	T	A 3235-V-620	C2TZ	4204-C			
T	A 3226-R-1162 S	E8HZ	4431-C	T	A12 3235-H-1984 S	E9HZ	4204-J	T	A16 3235-V-620	D3TZ	4204-C			
T	A 3226-R-564 S	D8HZ	4414-A	T	A 3235-H-554	C3TZ	4404-B	T	A83 3235-V-620 S	D3TZ	4204-C			
T	A 3226-R-902 S	E5HZ	4614-A	T	A 3235-J-1726 S	E7HZ	4204-A	T	A 3235-W-1401 S	D7HZ	4204-B			
T	A 3226-S-1059 S	E7HZ	4614-E	T	A 3235-J-426	B5Y	4204-A	T	A 3235-W-1843	E8HZ	4204-H			
T	A 3226-S-1137 S	E9HZ	4431-A	T	A 3235-K-1649 S	E7HZ	4204-K	T	A2 3235-W-1843	E8HZ	4204-J			
T	A 3226-T-1112 S	E8HZ	4477-A	T	A10 3235-K-1649	E8HZ	4204-C	T	A8 3235-W-1843 S	E9HZ	4204-C			
T	A 3226-T-176	C7TZ	4414-A	T	A12 3235-K-1649	E8HZ	4204-F	T	A1 3235-W-1869 S	E7HZ	4204-C			
T	A 3226-T-696 S	D7HZ	4614-A	T	A14 3235-K-1649	E8HZ	4204-D	T	A 3235-W-2025 S	E9HZ	4404-B			
T	A 3226-T-878	E4HZ	4614-A	T	A15 3235-K-1649	E8HZ	4204-A	T	A 3235-W-413	B6T	4204-B			
T	A 3226-U-1061 S	E7HZ	4614-H	T	A 3235-K-349	C1TT	4204-A	T	A 3235-W-491	C1TT	4204-H			
T	A 3226-U-177	C7TZ	4477-A	T	A1 3235-K-349	C1TT	4204-B	T	A 3235-X-388	TCAA	4204-A			
T	A 3226-U-723 S	D8HZ	4614-B	T	A17 3235-K-661	D3HZ	4204-A	T	A2 3235-X-388	TCAA	4203-B			
T	A 3226-U-749	E1HZ	4414-A	T	A 3235-L-1156 S	D8HZ	4204-D	T	A 3235-X-492	C1TT	4204-G			
T	A 3226-V-126	C1TT	4547-B	T	A16 3235-L-1156 S	D8HZ	4204-H	T	A 3235-X-882	B7TZ	4204-A			
T	A 3226-V-74	7EQ	4614	T	A26 3235-L-1156 S	D8HZ	4204-H	T	A2 3235-X-882	7EQ	4203-A			
T	A 3226-W-179	B8A	4617-B	T	A1 3235-L-1858 S	E7HZ	4204-F	T	A2 3235-X-882	7EQ	4203-B			
T	A 3226-W-569 S	D8HZ	4614-A	T	A 3235-L-246	79	4204	T	A 3235-Z-728	C6TZ	4204-B			
T	A 3226-W-699 S	D8HZ	4477-C	T	A 3235-M-1651 S	E7HZ	4204-L	T	A77 3235-Z-728 S	D8HZ	4204-E			
T	A 3226-X-128	C1TT	4614-B	T	A14 3235-M-1651	E8HZ	4204-E	T	A1 3235-Z-884	B6T	4204-B			
T	A 3226-X-180 S	D8HZ	4477-B	T	A15 3235-M-1651	E8HZ	4204-B	T	B72 3235-Z-884	B6T	4204-A			
T	A 3226-X-466	C8TZ	4614-C	T	A 3235-M-429	B6T	4204-A	T	3236-A-1795	D5HZ	2L409-B			
T	A 3226-X-596 S	D8HZ	4477-A	T	A32 3235-N-1106	E0HZ	4204-E	T	A 3236-A-885	8Q	2013-A			
T	A 3226-Z-104	B6T	4614-A	T	A1 3235-N-1366	E6HZ	4204-C	T	A1 3236-E-1019	8QH	2013-C			
T	A23 3226-Z-104	B6T	4614-A	T	A 3235-N-1678 S	E4HZ	4204-C	T	A11 3236-E-1019	B6QH	2013-D			
T	A 3226-Z-78	C1TT	4614-D	T	A1 3235-N-1912	E8HZ	4404-A	T	A7 3236-E-1019	B6QH	2013-B			
T	A 3226-Z-806	E3HZ	4614-A	T	A 3235-N-1938 S	E7HZ	4204-E	T	A1 3236-E-733	7EQ	2213			
T	A 3226-Z-858 S	E7HZ	4614-A	T	A 3235-P-1134	D5TZ	4204-A	T	A1 3236-E-993	7EQ	2013-B			
T	A 3228-Q-95	C1TT	4546-B	T	A1 3235-P-1862 S	E7HZ	4204-J	T	A1 3236-F-1020	8QH	2012-C			
T	A1 3235-B-1172 S	D8HZ	4404-D	T	A 3235-P-250	79	4204	T	A11 3236-F-1020	B6QH	2012-E			
T	A2 3235-B-1172 S	D8HZ	4404-B	T	A 3235-P-354	7EQ	4204							

July, 1989

COPYRIGHT © 1989 — FORD MOTOR COMPANY — DEARBORN, MICHIGAN

New Issue

**1980/
FORD TRUCK PARTS**

ROCKWELL (TIMKEN) AXLE and RELATED PART NUMBERS

C O D E	VENDOR PART NUMBER		FORD PART NUMBER		C O D E	VENDOR PART NUMBER		FORD PART NUMBER		C O D E	VENDOR PART NUMBER		FORD PART NUMBER	
T	A7	3236-F-1020	B6QH	2012-C	T	A1	3260-K-1233	E9HZ	4351-A	T	A	3266-D-160	C3TZ	4674-A
T	A	3236-G-1021	TGAA	2012-A	T	A	3260-K-1259 S	E8HZ	4851-D	T	A	3266-E-83	7EQ	4674
T		3236-M-1079	C5TZ	2214-A	T	A	3260-L-116	E1HZ	4351-D	T		3266-F-1020 S	E9HZ	4K052-A
T	A	3236-M-2145	D8HZ	2013-F	T	A	3260-L-1234 S	E7HZ	4851-R	T	A	3266-G-501	D3TZ	4674-A
T		3236-N-1080	C5TZ	2214-B	T	A	3260-L-1260 S	E8HZ	4851-B	T	A	3266-H-60	01Y	4674
T	A	3236-N-2146	D8HZ	2012-D	T	A	3260-M-1235 S	E7HZ	4851-W	T	A	3266-H-86	C8TZ	4674-C
T	A	3236-P-2174	D8HZ	2013-E	T	A	3260-N-1236 S	E7HZ	4851-K	T	A	3266-H-86	C1TT	4675-C
T		3236-Q-1083	C6TZ	2214-A	T	A	3260-N-1262	E9HZ	4351-C	T		3266-H-970 S	E4HZ	4428-B
T	A4	3236-Q-1083	C6TZ	2214-J	T	A	3260-N-248	E4HZ	4851-T	T	A2	3266-J-88	C8TZ	4674-B
T		3236-Q-2123	E1HZ	2214-C	T		3260-P-120	E9HZ	4465-A	T		3266-K-89	C1TT	4675-B
T	A	3236-Q-2149	D8HZ	2013-B	T	A1	3260-P-120	E1HZ	4851-F	T	A	3266-K-89 S	D8HZ	4674-A
T		3236-R-1084	C6TZ	2214-B	T	A	3260-P-1264 S	E8HZ	4851-A	T		3266-L-168	C3TZ	4052-C
T		3236-R-2124	E1HZ	2215-C	T	A	3260-Q-121	E1HZ	4351-C	T		3266-L-896	E3HZ	4428-B
T	A	3236-R-2150	D8HZ	2012-B	T	A	3260-Q-1265 S	E8HZ	4851-C	T	A	3266-N-66	01T	4674
T	A2	3236-T-1918	D5HZ	2012-A	T	A	3260-R-1058	E9HZ	4851-B	T	A	3266-P-510 S	D8HZ	4A090-A
T	A2	3236-U-1919	D5HZ	2013-A	T	A	3260-R-356 S	E7HZ	4851-Y	T		3266-P-822	E3HZ	4428-A
T	A	3236-U-2231	E0HZ	2013-B	T	A	3260-S-1241 S	E7HZ	4851-L	T		3266-Q-121	C5TZ	4547-A
T		3236-V-1400	D7HZ	2215-A	T	A	3260-S-1267	E9HZ	4351-B	T		3266-R-148	C1TT	4546-A
T	A	3236-V-1400	D7HZ	2214-B	T		3260-U-125	E1HZ	4465-A	T	A	3266-U-125	TCAA	4674-A
T	A	3236-V-2232	E0HZ	2012-B	T	A2	3260-U-73 S	E7HZ	4851-Z	T		3266-U-905 S	E8HZ	4K052-B
T		3236-W-1401	D7HZ	2214-A	T	A	3260-V-360 S	E7HZ	4851-T	T	A	3266-V-126	TDAA	4674-A
T	A1	3236-W-959	8QH	2013-B	T		3260-W-127	E1HZ	4465-B	T		3266-W-907 S	E8HZ	4K052-A
T	A8	3236-W-959	B7Q	2013-A	T	A3	3261-A-27	7EQ	2061	T		3266-X-154	C3TZ	4546-E
T	A	3236-X-1038	TGAF	2012-A	T	A	3261-C-289	C1TT	4497-B	T		3266-Y-155	C3TZ	4614-A
T	A5	3236-X-1038	B6QH	2013-A	T	A	3261-H-86	C3TZ	4497-B	T	A	3266-Z-104	8TH	4674
T		3236-X-1376	C1TT	2214-A	T	A	3261-L-246	B9TT	4062-A	T		3270-R-96	D1TZ	1245-A
T	A	3236-X-1376	C1TZ	2214-C	T	A	3261-L-350 S	E8HZ	4497-C	T	C1	3274-H-502 S	C3TZ	4310-AB
T	A1	3236-X-960	8QH	2012-B	T	A	3261-M-91	C3TZ	4497-C	T	A47	3274-K-401	C1TT	4310-A
T	A8	3236-X-960	B7Q	2012-A	T	A2	3261-N-40	8Q	2261-A	T	E30	3274-K-401 S	C3TZ	4310-AA
T	A	3236-Y-1039	TGAF	2013-A	T	A3	3261-P-146 S	D8HZ	4497-A	T	A11	3275-G-501	C1TT	2315-B
T	A5	3236-Y-1039	B6QH	2012-D	T	A14	3261-Q-17	7EQ	2261	T	A12	3275-G-501	C1TT	2314-B
T		3236-Y-1376	C1TZ	2214-B	T	A	3261-S-175 S	C1TT	4497-B	T	A25	3275-G-501	C1TT	2314-A
T	A	3236-Y-2131	D8HZ	2214-F	T	A	3261-V-308	D8HZ	4497-A	T	A4	3275-G-501	D5HZ	2308-B
T		3236-Y-2132	D8HZ	2215-C	T	A	3261-Z-104	C1TT	4497-B	T	A85	3275-G-501	C3TZ	2314-A
T	A	3236-Z-1794	D5HZ	2L409-A	T	A2	3261-Z-104	C3TA	4497-A	T	B17	3275-G-501	D5HZ	2308-B
T		3237-L-1000 S	E8HZ	4K078-A				C1TT	4497-B	T	B98	3275-G-501	D9HZ	2308-A
T	A	3238-M-143 S	D7HZ	4477-A	T	A5	3261-Z-104	D8HZ	4497-B	T	B99	3275-G-501	D9HZ	2308-A
T		3238-Q-95	C1TT	4546-B	T		3262-A-53	TUAA	1131-B	T	A	3275-K-635	D7HZ	2314-A
T	A	3238-V-100	C3TZ	4A091-F	T		3262-B-106	91T	1139	T	A	3275-L-636	D8HZ	2315-A
T	A	3238-V-74	C1TT	4547-A	T		3262-C-107	TCAA	1131-A	T	A	3275-S-643	D8HZ	2315-B
T	A1	3238-V-74	C3TZ	4547-A	T		3262-F-110	8J	1139	T	A	3275-T-644	D8HZ	2314-B
T	A	3260-B2 S	E0HZ	4851-E	T		3262-F-84	8Q	1130-A	T	A	3275-W-647	D8HZ	2308-C
T	A	3260-C-1147 S	E7HZ	4851-V	T		3262-H-112 S	D8HZ	4675-A	T	A13	3275-X-518	B8QH	2314-A
T		3260-E-135	E1HZ	4465-C	T		3262-K-89	TGAA	1131-A	T	A14	3275-X-518	C1TT	2315-A
T	A	3260-E-135	E1HZ	4851-G	T		3262-V-100	D1TZ	1131-A	T	A4	3275-X-596	E4HZ	2308-A
T	A	3260-F-1228 S	E7HZ	4851-P	T		3262-W-49	7EQ	1139	T	A6	3275-X-596	E1HZ	2308-A
T	A1	3260-F-1228	E8HZ	4351-E	T		3262-W-75	C5TZ	1131-A	T	A	3275-X-648	D8HZ	2309-B
T	A	3260-F-318 S	E7HZ	4851-M	T		3262-X-24	B8QH	1131-A	T	A1	3275-Y-649	E2HZ	2315-C
T	A	3260-G-1125	E9HZ	4851-A	T	A	3264-A-53	D8HZ	2214-E	T	A2	3275-Y-649	D8HZ	2315-C
T	A	3260-G-1229 S	E7HZ	4851-S	T		3264-E-1045 S	E7HZ	4859-B	T	A1	3275-Z-650	E2HZ	2314-B
T	A	3260-G-137	E2HZ	4351-D	T		3264-P-172 S	E7HZ	4859-C	T	A2	3275-Z-650	D8HZ	2314-C
T		3260-H-112	E8HZ	4465-A	T		3264-R-122	E1HZ	2215-A	T	F15	3276-L-12	C3TZ	2025-D
T	A	3260-H-112	E1HZ	4851-E	T		3264-S-123	E1HZ	2215-B	T	F16	3276-L-12	C4TZ	2025-B
T	A	3260-H-1230 S	E7HZ	4851-X	T		3264-X-102	E1HZ	2214-A	T	F62	3276-P-16	C3TZ	2025-C
T	A	3260-H-8	E6HZ	4851-E	T		3264-Y-103	E1HZ	2214-B	T	F69	3276-P-16	C4TZ	2025-C
T	A	3260-J-1232 S	E7HZ	4851-J	T		3266-C-1017 S	E8HZ	4K052-C	T	F61	3276-X-24	C3TZ	2225-R
T	A	3260-K-115	E2HZ	4351-C	T		3266-C-1095 S	E8HZ	4675-A	T	F62	3276-X-24	C3TZ	2225-N
T	A	3260-K-1233 S	E7HZ	4851-N	T		3266-C-159	C3TZ	4224-D	T		3278-A-1093 S	E6HZ	4411-A

1980/ FORD TRUCK PARTS

ROCKWELL (TIMKEN) AXLE and RELATED PART NUMBERS

C O D E	VENDOR PART NUMBER	FORD PART NUMBER	C O D E	VENDOR PART NUMBER	FORD PART NUMBER	C O D E	VENDOR PART NUMBER	FORD PART NUMBER
T	3278-A-339 S	E7HZ 4211-A	T	3280-G-3075	C3TZ 4428-A	T	A 3280-R-2202	D5TZ 4851-B
T	3278-A-79	B8QH 4211-A	T	3280-G-5519 S	D8HZ 4455-A	T	A 3280-R-2358	D0HZ 4851-E
T	3278-B-132	C3TZ 4211-E	T	3280-G-7313 S	D7HZ 4579-B	T	A 3280-R-2436	B8A 4851-A
T	3278-C-107	79 4211	T	A 3280-G-8067	E4HZ 4851-P	T	3280-R-8312 S	E7HZ 4027-A
T	3278-D-82	7EQ 4211	T	3280-G-8301 S	E7HZ 4127-B	T	A 3280-S-2489	C3TZ 4404-D
T	3278-F-84	C1TT 4211-A	T	A 3280-H-1854	C5TZ 4851-A	T	A 3280-S-2879	C3TZ 4851-C
T	3278-G-137	C1TT 4411-A	T	A1 3280-H-2166	C1TT 4351-A	T	A2 3280-S-2879	C3TZ 4851-M
T	3278-H-372 S	E4HZ 4411-A	T	A 3280-H-8068	E4HZ 4851-S	T	A 3280-S-4101	C7TZ 4465-A
T	3278-H-86	C1TT 4211-B	T	3280-H-8302 S	E7HZ 4127-C	T	A1 3280-S-4101	C7TZ 4851-B
T	3278-J-244 S	D8HZ 4411-A	T	3280-H-8328 S	E7HZ 4N301-C	T	3280-S-7273 S	D7HZ 4579-D
T	3278-L-64	61 4211	T	A 3280-J-1830	C5TZ 4851-B	T	3280-T-2204	C3TZ 4579-F
T	3278-M-91	C1TT 4411-A	T	A 3280-J-2038	TBAA 4851	T	3280-T-2516	C1TT 4428-A
T	3278-N-1028 S	E7HZ 4211-B	T	A 3280-J-2168	C1TT 4351-B	T	A 3280-T-2958 X	C3TZ 4851-D
T	3278-N-300 S	E9HZ 4411-A	T	A 3280-J-2298	C3TZ 4851-K	T	A1 3280-T-2958 X	C3TZ 4851-E
T	3278-P-146	C5TZ 4211-A	T	A 3280-J-5106	D8HZ 4A421-A	T	A1 3280-T-4570 S	D7HZ 4428-A
T	3278-Q-1031 S	E7HZ 4211-E	T	3280-J-7264 S	D7HZ 4579-C	T	A2 3280-T-4570 S	D7HZ 4428-A
T	3278-R-148	C1TT 4211-D	T	A 3280-J-8070	E4HZ 4851-R	T	A3 3280-T-4570 S	D7HZ 4428-C
T	3278-R-278 S	D7HZ 4211-A	T	3280-J-8304 S	E7HZ 4127-D	T	A 3280-T-5402 S	D8HZ 4428-A
T	3278-S-305	E1HZ 4211-A	T	3280-K-2039	TCAA 4858-A	T	A 3280-T-5480 S	D8HZ 4446-A
T	3278-T-150	C3TZ 4211-C	T	A 3280-K-2039	TCAA 4851-A	T	3280-T-5688 S	D8HZ 4579-A
T	3278-T-46	C3TZ 4211-A	T	A4 3280-K-2039	C1TT 4851-A	T	A 3280-T-6754 S	D7HZ 4851-G
T	3278-V-1088	D8HZ 4411-B	T	3280-K-2195	C3TZ 4579-C	T	A 3280-T-7248 S	D7HZ 4574-C
T	3278-W-101	TBAA 4211-A	T	A 3280-K-2403	C3TZ 4851-L	T	3280-T-8314 S	E7HZ 4N301-A
T	3278-W-335 S	E7HZ 4211-D	T	A 3280-K-8071	E4HZ 4851-L	T	A1 3280-U-1815	C3TZ 4351-A
T	3278-X-1090 S	E8HZ 4411-A	T	A 3280-L-2040	TDA 4851-A	T	A2 3280-U-1815	C3TZ 4851-A
T	3278-Y-259 S	D8HZ 4411-B	T	A2 3280-L-2040	D6TZ 4851-B	T	A 3280-U-2205	C3TZ 4351-F
T	3278-Y-337 S	E7HZ 4211-C	T	A 3280-L-3704	C6TZ 4851-A	T	A 3280-U-6729	C5TZ 4851-C
T	3278-Z-101	TBAA 4211-A	T	3280-L-5108	D1HZ 4465-A	T	3280-U-8081	E1HZ 4351-E
T	3278-Z-104	8TH 4211	T	A 3280-L-5108	D1HZ 4465-A	T	A 3280-U-8081 S	E4HZ 4428-C
T	3280	C6TZ 7089-K	T	A1 3280-L-5108	C7TZ 4851-B	T	3280-U-8315 S	E4HZ 4428-A
T	A 3280-A-1847	8T 4851	T	3280-L-6720 S	D8HZ 4579-C	T	3280-U-8315 S	E7HZ 4027-D
T	A 3280-A-6969 S	D7HZ 4851-E	T	3280-L-7604	E1HZ 4455-A	T	A 3280-V-2206	C1TT 4851-H
T	A 3280-A-7463 S	D8HZ 4428-D	T	A 3280-L-8072	E4HZ 4851-M	T	3280-V-2492	C3TZ 4544-B
T	3280-A-8321 S	E7HZ 4N301-B	T	3280-L-8306 S	E7HZ 4N301-D	T	3280-V-2518	C1TT 4574-A
T	A 3280-B-1848	8TH 4851	T	A 3280-M-2275	DOHZ 4851-A	T	3280-V-2856	D5TZ 4851-A
T	A4 3280-B-1848	D5TZ 4851-C	T	A 3280-M-3705	C6TZ 4851-B	T	3280-V-5040	D8HZ 4A420-A
T	A 3280-B-2316	B7T 4851-A	T	A 3280-M-8073	E4HZ 4851-N	T	A1 3280-V-5456 S	E3HZ 4851-E
T	A 3280-B-2498	C3TZ 4574-A	T	A 3280-M-8307 S	E7HZ 4072-A	T	3280-V-6964	D8HZ 4A421-C
T	A 3280-B-6970 S	D7HZ 4851-F	T	A 3280-N-1782	C1TT 4851-B	T	3280-V-8394 S	E8HZ 4A420-A
T	A 3280-C-6737 S	E2HZ 4351-E	T	3280-N-352	C1TT 2240-A	T	A2 3280-W-1687	C3TZ 4851-B
T	A 3280-C-6971	D7HZ 4851-A	T	3280-N-6748 S	D8HZ 4446-F	T	3280-W-2493	C3TZ 4572-A
T	A 3280-D-2214	C3TZ 4351-G	T	A 3280-N-6748 S	D8HZ 4446-B	T	3280-W-3949	C3TZ 4428-B
T	A 3280-D-2448 S	D8HZ 4563-A	T	A1 3280-N-6748	D8HZ 4446-B	T	A 3280-W-6731 S	D7HZ 4351-A
T	A 3280-D-2526	C1TT 4563-B	T	A 3280-P-1888	DOHZ 4851-C	T	3280-W-8317 S	E7HZ 4027-B
T	A1 3280-D-2526	D7HZ 4563-A	T	3280-P-2226	C1TT 4581-A	T	A 3280-X-2468	C7TZ 4851-G
T	A 3280-D-3228	C7TZ 4465-C	T	A 3280-P-2538	C1TT 4563-A	T	A2 3280-X-2468	D5HZ 4851-A
T	A1 3280-D-3228	C7TZ 4851-H	T	A1 3280-P-4462 S	D7HZ 4428-B	T	3280-X-2520	C1TT 4556-A
T	A 3280-D-6972 S	D7HZ 4851-D	T	A4 3280-P-4462	C3TZ 4404-D	T	3280-X-2546	C1TZ 4851-A
T	A4 3280-E-1643	C6TZ 4851-P	T	3280-P-4800	D1TZ 3131-A	T	A 3280-X-2546	C1TT 4851-D
T	A 3280-E-2059	C7TZ 4351-C	T	3280-P-8310 S	E7HZ 4127-A	T	A1 3280-X-2546	C1TT 4851-E
T	A 3280-E-2215	C3TZ 4351-H	T	A 3280-Q-1899	DOHZ 4851-B	T	3280-X-6758	E1HZ 4465-D
T	A1 3280-E-2241	B7T 4851-B	T	3280-Q-2695	C7TZ 4579-A	T	A 3280-X-6758 S	D7HZ 4851-H
T	A4 3280-E-2241	D6TZ 4851-C	T	3280-Q-4047	C6TZ 4465-B	T	A1 3280-X-6758 S	D7HZ 4465-A
T	A 3280-E-2371	C3TZ 4563-A	T	A 3280-Q-4047	C6TZ 4465-B	T	3280-Y-2495	C3TZ 4579-D
T	3280-E-2423	C1TT 4572-A	T	A1 3280-Q-4047	C6TZ 4851-AA	T	3280-Y-2573	E1HZ 4574-A
T	3280-F-5024	D1TZ 7017-A	T	3280-Q-4801	D1TZ 3130-A	T	A 3280-Y-2781	C7TZ 4351-A
T	3280-F-7260 S	D7HZ 4579-A	T	A 3280-Q-7115 S	E1HZ 4851-A	T	3280-Y-3977	C3TZ 4428-B
T	3280-G-2529 S	D8HZ 4455-B	T	A 3280-R-1682	7EQ 4839	T	3280-Y-8319 S	E7HZ 4027-C

1980/
FORD TRUCK PARTS

ROCKWELL (TIMKEN) AXLE and RELATED PART NUMBERS

C O D E	VENDOR PART NUMBER	FORD PART NUMBER	C O D E	VENDOR PART NUMBER	FORD PART NUMBER	C O D E	VENDOR PART NUMBER	FORD PART NUMBER
T	3280-Z-2444 S	D8HZ 4579-B	T	A21 3299-G-1697	C2TZ 2311-B	T	B73 3299-U-1555	D1HZ 2311-A
T	A 3280-Z-2444 S	D8HZ 4579-B	T	A3 3299-G-1697	C1TT 2310-C	T	B75 3299-U-1555	C5TZ 2311-A
T	3280-Z-2522	C1TT 4579-A	T	A74 3299-G-1697	C3TZ 2310-T	T	C47 3299-U-1555	D5HZ 2310-A
T	A 3280-Z-6734 S	D8HZ 4351-E	T	A3 3299-G-4661	D5HZ 2304-B	T	C49 3299-U-1555	D8HZ 2311-D
T	3280-Z-8398 S	E8HZ 4A421-A	T	A11 3299-H-1698	C1TT 2310-D	T	D43 3299-U-1555	D3HZ 2311-B
T	3286-D-186	B8QH 2241-B	T	A15 3299-H-1698	C2TZ 2311-A	T	E13 3299-U-1555	D5HZ 2310-B
T	3286-D-212	C9HZ 2240-A	T	A21 3299-H-1698	C2TZ 2310-B	T	F98 3299-U-1555	D8HZ 2311-F
T	3286-E-187	B8QH 2241-A	T	A3 3299-H-1698	C1TT 2311-C	T	G 3299-U-1555	D8HZ 2311-E
T	3286-E-31	7EQ 2241	T	A74 3299-H-1698	C3TZ 2311-T	T	G24 3299-U-1555	D8HZ 2311-G
T	3286-F-266 X	C8TZ 2241-A	T	3299-J-1908	C3TZ 4526-A	T	G26 3299-U-1555	D8HZ 2311-C
T	3286-H-190	B7D 2240-A	T	3299-L-1650	C1TT 4526-F	T	G42 3299-U-1555	D8HZ 2311-J
T	3286-J-192	B7T 2240-A	T	A 3299-M-1417	TGAF 2304-A	T	G44 3299-U-1555	D8HZ 2310-H
T	3286-K-141	7EQ 1165-B	T	A 3299-M-637	8QH 2304-A	T	H81 3299-U-1555	E2HZ 2310-G
T	3286-K-167	TGAA 2060-A	T	3299-N-1444	B6QH 2306-A	T	A1 3299-U-5143	D6HZ 2305-A
T	3286-L-272	D1TZ 2240-A	T	3299-N-1938	C1TT 4526-F	T	A1 3299-U-5195	D8HZ 2304-A
T	3286-L-584	E4HZ 2240-A	T	3299-P-1914	C1TT 4526-E	T	A25 3299-U-5195	D8HZ 2304-C
T	3286-M-143	C2TZ 2240-A	T	3299-R-3294	C7TZ 4526-A	T	A65 3299-U-5195	E1HZ 2304-A
T	3286-Q-199	C4TZ 2240-A	T	A1 3299-S-5219	D7HZ 2311-A	T	A85 3299-U-5195	E1HZ 2304-B
T	A 3286-S-149	B4J 2240-A	T	F98 3299-T-1544	D8HZ 2310-F	T	A 3299-V-1322	8QH 2304-B
T	3286-T-254 X	C6TZ 2241-A	T	A11 3299-T-1554	C2TZ 2310-E	T	A59 3299-V-1556	C3TZ 2311-A
T	3286-V-178	B7QH 2060-A	T	A13 3299-T-1554	B8QH 2311-A	T	A1 3299-V-5144	D6HZ 2304-A
T	3286-W-23	BB 2240-B	T	A3 3299-T-1554	C1TT 2310-B	T	A1 3299-V-5196	D8HZ 2305-A
T	3286-X-206	C5TZ 2241-A	T	A5 3299-T-1554	C1TT 2310-E	T	A25 3299-V-5196	D8HZ 2305-C
T	3286-Y-181	B4Q 2240-A	T	A60 3299-T-1554	C2TZ 2310-D	T	A65 3299-V-5196	E1HZ 2305-A
T	3286-Z-156	8EB 2241-B	T	A9 3299-T-1554	C2TZ 2310-F	T	A85 3299-V-5196	E1HZ 2305-B
T	A 3296-A-1093 S	E9HZ 4450-A	T	B64 3299-T-1554	C3TZ 2311-B	T	A59 3299-W-1557	C3TZ 2310-A
T	3296-B-184 S	E8HZ 4450-B	T	B65 3299-T-1554	C3TZ 2311-C	T	3299-W-1921	C1TT 4526-G
T	A 3296-E-57	D8HZ 4450-A	T	B67 3299-T-1554	C3TZ 2311-D	T	3299-Y-1845	C7TZ 4526-B
T	3296-F-188 S	E8HZ 4450-A			D3HZ 2310-A	T	3299-Y-1923	C1TT 4526-H
T	A 3296-J-1024 S	E7HZ 4045-A	T	B68 3299-T-1554	C3TZ 2311-E	T	3299-Z-1820	B7C 5796-A
T	A 3296-L-1026 S	E7HZ 4045-B	T	B69 3299-T-1554	C3TZ 2310-U	T	A 3303-P-1004 S	E8HZ 4A581-A
T	A 3296-N-1028 S	E7HZ 4045-C	T	B71 3299-T-1554	C3TZ 2311-V	T	A1 3303-P-1004 S	E9HZ 4A581-A
T	3296-N-1080 S	E8HZ 4450-E	T	B73 3299-T-1554	D1HZ 2310-A	T	A1 3305-H8 S	D7HZ 4K003-B
T	A 3296-Q-1031 S	E7HZ 4045-D	T	B75 3299-T-1554	C5TZ 2310-A	T	3305-R-18 S	D7HZ 4K003-C
T	3296-R-1084 S	E9HZ 4450-C	T	C47 3299-T-1554	D5HZ 2311-A	T	3305-U-21	D7HZ 4K003-A
T	A 3296-T-1086 S	E9HZ 4450-B	T	C49 3299-T-1554	D8HZ 2310-D	T	A 3366-V-126	TCAA 4676-A
T	A 3296-T-150 S	E4HZ 4450-A	T	D43 3299-T-1554	D3HZ 2310-B	T	3394	8TH 4221
T	A 3296-V-1088 S	E8HZ 4450-D	T	E13 3299-T-1554	D5HZ 2311-B	T	T 3564	C1TT 4252-A
T	3296-V-178 S	E8HZ 4450-C	T	G 3299-T-1554	D8HZ 2310-E	T	T 3578	C6TZ 7118-E
T	A1 3297-A-1015	E6HZ 4446-B	T	G24 3299-T-1554	D8HZ 2310-G	T	3686-C-107	C8TZ 2240-D
T	A1 3297-C-1017	E8HZ 4446-B	T	G26 3299-T-1554	D8HZ 2310-C	T	3700-Z-598	C3TZ 2B035-B
T	3297-E-1019 S	E8HZ 4579-A	T	G42 3299-T-1554	D8HZ 2310-J	T	A2 3711-A-1431	D1HZ 2211-A
T	A 3297-F-110 S	E3HZ 4446-B	T	G44 3299-T-1554	D8HZ 2311-H	T	A13 3711-A-235	C5TZ 2012-G
T	A1 3297-H-1022 S	E9HZ 4446-B	T	H81 3299-T-1554	E2HZ 2311-G	T	A2 3711-A-235	C5TZ 2013-C
T	A 3297-N-1028	E8HZ 4446-A	T	A1 3299-T-5220	D7HZ 2310-A	T	A3 3711-A-235	C5TZ 2012-C
T	3297-N-924	C3TZ 4A089-A	T	A11 3299-U-1555	C2TZ 2311-E	T	A2 3711-A-79	C3TZ 2212-Y
T	3297-V-1010 S	E9HZ 4579-A	T	A13 3299-U-1555	B8QH 2310-A	T	A19 3711-B-340	C3TZ 2211-L
T	A 3297-X-1038 S	E9HZ 4446-A	T	A3 3299-U-1555	C1TT 2311-B	T	A2 3711-B-80	C3TZ 2211-Y
T	A1 3297-X-50	D8HZ 4446-D	T	A5 3299-U-1555	C1TT 2311-E	T	A13 3711-C-341 X	C3TZ 2212-E
T	A 3297-Z-1014	E6HZ 4446-A	T	A60 3299-U-1555	C2TZ 2311-D	T	A13 3711-D-342 X	C3TZ 2211-E
T	A 3299-B-1094	B8TZ 2304-A	T	A9 3299-U-1555	C2TZ 2311-F	T	A2 3711-D-602	C5TZ 2211-A
T	B2 3299-B-1978	C3TZ 2310-S	T	B64 3299-U-1555	C3TZ 2310-B	T	A2 3711-E-603	C5TZ 2211-B
T	B3 3299-B-1978	C3TZ 2311-S	T	B65 3299-U-1555	C3TZ 2310-C	T	A2 3711-F-604	C5TZ 2211-C
T	A41 3299-D-3406	D5HZ 2305-A	T	B67 3299-U-1555	C3TZ 2310-D	T	A2 3711-G-1047 X	C8TZ 2212-C
T	A41 3299-E-3047	D5HZ 2304-A			D3HZ 2311-A	T	A2 3711-H-1048 X	C8TZ 2211-B
T	A3 3299-F-4660	D5HZ 2305-B	T	B68 3299-U-1555	C3TZ 2310-E	T	A2 3711-J-790	C5TZ 2211-H
T	A11 3299-G-1697	C1TT 2311-D	T	B69 3299-U-1555	C3TZ 2311-U	T	A2 3711-J-790 X	C5TZ 2211-H
T	A15 3299-G-1697	C2TZ 2310-A	T	B71 3299-U-1555	C3TZ 2310-V	T	A13 3711-K-271	C3TZ 2212-F

1980/ FORD TRUCK PARTS

CROSS REFERENCE LIST 163

ROCKWELL (TIMKEN) AXLE and RELATED PART NUMBERS

C O D E	VENDOR PART NUMBER	FORD PART NUMBER	C O D E	VENDOR PART NUMBER	FORD PART NUMBER	C O D E	VENDOR PART NUMBER	FORD PART NUMBER
T	A13 3711-T-280	C3TZ 2211-B	T	3736-D-784	C6TZ 2214-G	T	R8 3775-L-12	C3TZ 2225-D
T	A13 3711-T-332 X	C3TZ 2212-D	T	A3 3736-F-318	C3TZ 2013-A	T	A 3775-P-16	C3TZ 2025-E
T	A13 3711-U-281	C3TZ 2212-B	T	A3 3736-G-319	C3TZ 2012-A	T	A1 3775-P-16	C5TZ 2025-F
T	A13 3711-U-333	C3TZ 2211-D	T	A1 3736-J-348	C4TZ 2013-D	T	A2 3775-P-16	C4TZ 2025-F
T	A13 3711-V-282	C3TZ 2211-G	T	A1 3736-J-894	C7TZ 2012-H	T	A7 3775-P-16	C4TZ 2025-E
T	A13 3711-V-334 X	C3TZ 2212-C	T	A3 3736-K-115	B7QH 2013-A	T	R1 3775-P-16	C3TZ 2025-B
T	A13 3711-W-283	C3TZ 2212-G	T	A7 3736-K-115	C7TZ 2013-J	T	R7 3775-P-16	C4TZ 2025-A
T	3711-W-335 X	C3TZ 2211-C	T	A1 3736-K-349	C4TZ 2012-D	T	S41 3775-P-16	C4TZ 2025-D
T	A13 3711-W-335 X	C3TZ 2211-C	T	A 3736-K-375	C1TT 2A636-A	T	A 3775-Y-25	C3TZ 2A469-B
T	A2 3711-X-1350	D1HZ 2212-C	T	A3 3736-L-116	B7QH 2012-A	T	A1 3775-Y-25	C3TZ 2A469-C
T	A13 3711-X-310 X	C3TZ 2211-A	T	A7 3736-L-116	C7TZ 2012-J	T	3780	C3TZ 4221-F
T	A2 3711-Y-1351	D1HZ 2211-C	T	A5 3736-M-117	B7QH 2012-B	T	A4 3780-A-27	D8HZ 2308-D
T	A13 3711-Y-311 X	C3TZ 2212-A	T	3736-M-325	C5TZ 2214-F	T	A3 3780-B-28	B8QH 2309-A
T	A2 3711-Z-1430	D1HZ 2212-A	T	3736-M-91	C1TZ 2214-D	T	A6 3780-B-28	COTT 2309-D
T	3719-M-169	C0TZ 2614-A	T	A1 3736-M-91	C1TZ 2214-D	T	A2 3780-C-29	B8QH 2308-A1
T	3719-Y-51	D1TZ 2614-A	T	A1 3736-N-222	B8QH 2012-A	T	A5 3780-C-29	COTT 2308-D
T	A2 3722-B-430	C3TZ 2018-B	T	3736-N-326 R/B	C3TZ 2214-L	T	A36 3780-D-82	C5TZ 2A590-D
T	A3 3722-D-264	C3TZ 2218-D	T	3736-N-92 R/B	C1TZ 2214-D	T	A37 3780-D-82	C3TZ 2A463-L
T	A7 3722-D-264	C6TZ 2218-D	T	A1 3736-P-224	B8QH 2013-A	T	A38 3780-D-82	C3TZ 2A463-M
T	A9 3722-D-264	C6TZ 2219-A	T	3736-P-328	C3TZ 2214-B	T	A39 3780-D-82	C6TZ 2A463-G
T	A10 3722-D-394	C1TT 2218-C	T	A2 3736-P-718	C3TZ 2013-C	T	A45 3780-D-82	C3TZ 2A463-R
T	A6 3722-D-394	C1TT 2218-C	T	A6 3736-P-94	B8QH 2013-B	T	A1 3780-E-83	C5TZ 2A590-A
T	A1 3722-E-421	C1TZ 2648-A	T	A2 3736-Q-719	C3TZ 2012-C	T	A37 3780-E-83	C5TZ 2A590-A
T	A2 3722-E-421	C1TZ 2648-A	T	A6 3736-Q-95	B8QH 2012-B	T	A 3780-F-84	C3TZ 2A590-C
T	A2 3722-E-681	C5TZ 2018-B	T	A1 3736-R-96	B6QH 2013-A	T	A1 3780-F-84	C5TZ 2A590-B
T	A4 3722-F-162	B6QH 2018-A	T	A1 3736-S-97	B6QH 2012-B	T	A2 3780-F-84	C4TZ 2A590-C
T	A11 3722-F-266	C1TT 2218-B	T	A 3736-T-514 X	C4TZ 2012-B	T	A42 3780-F-84	C3TZ 2A590-C
T	A12 3722-F-396	D5HZ 2218-A	T	A 3736-V-126	D1TZ 2A636-A	T	A43 3780-F-84	C5TZ 2A590-B
T	A15 3722-F-396	D8HZ 2218-A	T	A 3736-Z-104	B6QH 2012-A	T	A44 3780-F-84	C4TZ 2A590-C
T	A18 3722-F-396	C1TT 2218-A	T	3736-Z-208	C3TZ 2214-H	T	A47 3780-F-84	C4TZ 2A590-D
T	A6 3722-F-396	C1TT 2218-A	T	A1 3736-Z-208	C3TZ 2214-L	T	A5 3780-F-84	C4TZ 2A590-D
T	A5 3722-K-167	B7QH 2018-A	T	A17 3775-J-10	C5TZ 2025-M	T	A1 3780-H-60	C3TZ 2A463-C
T	A4 3722-L-194	D1TZ 2648-A	T	A2 3775-J-10	C3TZ 2225-Z	T	A10 3780-H-60	C3TZ 2A590-A
T	A1 3722-L-272	B8QH 2018-A	T	A24 3775-J-10	C3TZ 2225-Y	T	A14 3780-H-60	C3TZ 2A463-E
T	A13 3722-L-272	C3TZ 2211-F	T	A3 3775-J-10	C6TZ 2225-C	T	A1D 3780-H-60	C3TZ 2A590-A
T	A2 3722-L-272	B8QH 2019-A	T	C3F 3775-J-10	C4TZ 2225-G	T	A8 3780-H-60	C3TZ 2A463-D
T	A7 3722-L-372	B8QH 2019-A	T	CF 3775-J-10	C4TZ 2225-F	T	A2 3780-J-10	B5QH 2308-A
T	A5 3722-M-169	B6Q 2018-A	T	R17 3775-J-10	C5TZ 2025-D	T	A3 3780-J-10	B5QH 2309-A
T	A6 3722-M-169	B6Q 2019-A	T	R18 3775-J-10	C3TZ 2225-C	T	A5 3780-J-10	B9TT 2308-A
T	A13 3722-R-167	C1TT 2018-E	T	R28F 3775-J-10	C3TZ 2225-A	T	A6 3780-J-10	B9TT 2309-A
T	A1 3722-R-304	B7Q 2018-B	T	R36F 3775-J-10	C3TZ 2225-F	T	3780-J-62	C3TZ 2A594-B
T	A2 3722-T-306	B7Q 2018-A	T	R49F 3775-J-10	C4TZ 2225-E	T	A2 3780-K-11	D5HZ 2308-A
T	A5 3722-T-306	C6TZ 2019-B	T	R50F 3775-J-10	C4TZ 2225-D	T	A3 3780-K-11	D5HZ 2309-A
T	A6 3722-T-306	C6TZ 2018-B	T	A1 3775-L-12	C5TZ 2025-E	T	3780-K-63	C3TZ 2A469-A
T	A7 3722-T-358	C5TZ 2018-A	T	A68 3775-L-12	C3TZ 2225-W	T	A1 3780-L-64	C3TZ 2A463-F
T	A8 3722-T-358	C9TZ 2018-A	T	B 3775-L-12	C3TZ 2025-F	T	A5 3780-L-64	C5TZ 2A463-A
T	A24 3722-T-436	D7HZ 2218-A	T	B1 3775-L-12	C5TZ 2025-L	T	A6 3780-L-64	C3TZ 2A463-B
T	A2 3722-U-359	C3TZ 2218-A	T	B26 3775-L-12	C3TZ 2225-AA	T	A9 3780-L-64	C3TZ 2A463-A
T	A2 3722-U-385	C4TZ 2018-A	T	B4 3775-L-12	C3TZ 2225-S	T	A2 3780-M-13	C1TT 2308-A
T	A7 3722-U-385	D0HZ 2018-A	T	D45F 3775-L-12	C3TZ 2225-V	T	A3 3780-M-13	C1TT 2309-A
T	A4 3722-V-360	C3TZ 2218-B	T	D4F 3775-L-12	C3TZ 2225-T	T	A10 3780-M-65	C4TZ 2A590-B
T	A13 3722-Y-597	D8HZ 2218-B	T	DF 3775-L-12	C3TZ 2225-U	T	A9 3780-M-65	C4TZ 2A590-A
T	A8 3722-Y-597	D5TZ 2218-D	T	R 3775-L-12	C3TZ 2025-A	T	A2 3780-N-14	B5QH 2308-B
T	A 3736-A-105	B6Q 2013-A	T	R25F 3775-L-12	C3TZ 2225-J	T	A3 3780-N-14	B6QH 2309-B
T	3736-A-209 R/B	C3TZ 2214-L	T	R41F 3775-L-12	C3TZ 2225-H	T	A5 3780-N-14	B9TT 2308-B
T	A 3736-B-106	B6Q 2012-A	T	R45F 3775-L-12	C3TZ 2225-K	T	A6 3780-N-14	B9TT 2309-B
T	A1 3736-B-522	D0HZ 2012-C	T	R52 3775-L-12	C3TZ 2225-E	T	A 3780-N-66	C3TZ 2A594-A
T	A1 3736-D-134	B8QH 2214-E	T	R58 3775-L-12	C3TZ 2225-G	T	A 3780-R-122	C3TZ 2A590-B

July, 1989

COPYRIGHT © 1989 — FORD MOTOR COMPANY — DEARBORN, MICHIGAN

New Issue

**1980/
FORD TRUCK PARTS**

ROCKWELL (TIMKEN) AXLE and RELATED PART NUMBERS

C O D E	VENDOR PART NUMBER		C O D E	VENDOR PART NUMBER		C O D E	VENDOR PART NUMBER		C O D E	VENDOR PART NUMBER	
		FORD PART NUMBER			FORD PART NUMBER			FORD PART NUMBER			FORD PART NUMBER
T	A1 3780-R-122	C5TZ 2A590-C	T	B8 3800-E-551 691	C1TT 4200-R	T	A29 3800-K-557 831	C3TA 4300-AN			
T	A2 3780-R-122	C3TZ 2A463-G	T	B9 3800-E-551 462	C1TT 4200-AC	T	A2 3800-L-532	B6T 4141-A			
T	A24 3780-R-122	C3TZ 2A463-J	T	B9 3800-E-551 499	C1TT 4200-AL	T	A2 3800-N-456	C1TT 4141-D			
T	A30 3780-R-122	C3TZ 2A463-K	T	C71 3800-E-551 468	C5TZ 4200-L	T	A53 3800-N-456	C1TT 4141-E			
T	A33 3780-R-122	C3TZ 2A463-N	T	C72 3800-E-551 534	C5TZ 4200-M	T	E88 3800-N-456 441	C1TT 4200-AN			
T	A4 3780-R-122	C3TZ 2A463-H	T	C73 3800-E-551 506	C5TZ 4200-N	T	E89 3800-N-456 554	C1TT 4200-AR			
T	A 3780-Y-77	C3TZ 2A469-D	T	C76 3800-E-551 618	C5TZ 4200-P	T	E89 3800-N-456 619	C1TT 4200-AT			
T	A4 3780-Z-26	D8HZ 2308-B	T	C78 3800-E-551 701	C5TZ 4200-R	T	E89 3800-N-456 677	C1TT 4200-AY			
T	3782	B5QH 1216-A	T	E12 3800-E-551 462	C6TZ 4200-DB	T	E90 3800-N-456 441	C1TT 4200-AM			
T	A 3787-D-4	C1TT 2A642-A	T	E13 3800-E-551 499	C6TZ 4200-DA	T	E91 3800-N-456 489	C1TT 4200-AS			
T	A 3787-Q-17	D3TZ 2A642-A	T	E20 3800-E-551 468	C6TZ 4200-GC	T	E92 3800-N-456 554	C1TT 4200-AU			
T	A 3787-W-23	C3TZ 2B027-A	T	E21 3800-E-551 506	C6TZ 4200-GD	T	E93 3800-N-456 642	C1TT 4200-AV			
T	3799-C-549	B8QH 2306-C	T	E49 3800-E-551 721	C8TZ 4200-CG	T	E94 3800-N-456 709	C1TT 4200-BA			
T	3799-C-601	C3TZ 2B035-A	T	E51 3800-E-551 468	C8TZ 4200-CH	T	E97 3800-N-456 477	C1TT 4200-AZ			
T	A 3799-C-601 X	C3TZ 2B034-A	T	E52 3800-E-551 506	C8TZ 4200-CJ	T	E98 3800-N-456 441	C1TT 4200-BB			
T	A6 3799-F-682	C5TZ 2B002-A	T	E54 3800-E-551 618	C8TZ 4200-CK	T	E99 3800-N-456 554	C1TT 4200-BC			
T	A 3799-G-579	C4TZ 2306-B	T	E64 3800-E-551 701	C8TZ 4200-CL	T	F 3800-N-456 477	C1TT 4200-BF			
T	A 3799-H-580	C4TZ 2306-A	T	A2 3800-F-566	C1TT 4141-A	T	F 3800-N-456 677	C1TT 4200-BE			
T	A 3799-N-560	B8QH 2304-A1	T	A2 3800-F-604	C3TZ 4141-B	T	F34 3800-N-456 441	C3TA 4200-AV			
T	3799-W-621 X	C3TZ 2B011-A	T	A38 3800-F-604 1016	C3TA 4300-EJ	T	F35 3800-N-456 554	C3TA 4200-AZ			
T	A2 3799-W-621	C3TZ 2B002-A	T	A38 3800-F-604 807	C3TA 4300-CC	T	F36 3800-N-456 477	C3TA 4200-AY			
T	A1 3799-Z-598	C3TZ 2B034-B	T	A38 3800-F-604 903	C3TA 4300-CD	T	F37 3800-N-456 441	C3TA 4200-BC			
T	A 3800-4-S	E0HZ 4209-AF	T	A39 3800-F-604 1016	C3TA 4200-EH	T	F38 3800-N-456 554	C3TA 4200-BE			
T	A2 3800-B-522	C5TZ 4141-B	T	A39 3800-F-604 807	C3TA 4200-AD	T	F39 3800-N-456 477	C3TA 4200-BD			
T	C11 3800-B-522 600	C7TZ 4200-G	T	A39 3800-F-604 903	C3TA 4200-EG	T	F51 3800-N-456 441	C3TA 4200-AL			
T	C14 3800-B-522 710	C5TZ 4200-T	T	A10 3800-G-579 798	C3TA 4300-CA	T	F52 3800-N-456 489	C3TA 4200-AK			
T	C50 3800-B-522 665	C5TZ 4200-V	T	A10 3800-G-579 900	C3TA 4300-CB	T	F53 3800-N-456 554	C3TA 4200-AJ			
T	C53 3800-B-522 600	C5TZ 4200-W	T	A2 3800-G-579	C3TZ 4341-H	T	F54 3800-N-456 642	C3TA 4200-AH			
T	C56 3800-B-522 710	C5TZ 4200-Y	T	A31 3800-H-475 638	B9T 4200-C	T	F55 3800-N-456 709	C3TA 4200-AG			
T	C79 3800-B-522 639	C5TZ 4200-U	T	A31 3800-H-475 703	B8QH 4200-C	T	F85 3800-N-456 626	C3TA 4200-BA			
T	C8 3800-B-522 665	C5TZ 4200-S	T	A2 3800-H-476	B8QH 4141-D	T	F87 3800-N-456 709	C3TA 4200-BG			
T	D22 3800-B-522 639	C5TA 4200-Z	T	A31 3800-H-476 638	B9T 4200-C	T	F88 3800-N-456 626	C3TA 4200-BF			
T	D25 3800-B-522 563	C5TZ 4200-AA	T	A31 3800-H-476 638	B9T 4200-C	T	F91 3800-N-456 709	C3TA 4200-BB			
T	D26 3800-B-522 492	C5TZ 4200-AB	T	A31 3800-H-476 703	B8QH 4200-C	T	G61 3800-N-456 441	C6TZ 4200-GA			
T	D27 3800-B-522 563	C5TZ 4200-AC	T	A32 3800-H-476 591	C3TA 4200-AS	T	G62 3800-N-456 489	C6TZ 4200-GB			
T	D28 3800-B-522 600	C5TZ 4200-AD	T	A33 3800-H-476 638	C1TT 4200-BR	T	G64 3800-N-456 441	C6TZ 4200-GF			
T	D61 3800-B-522 563	C7TZ 4200-F	T	A33 3800-H-476 703	C1TT 4200-BS	T	G65 3800-N-456 477	C6TZ 4200-GG			
T	D62 3800-B-522 492	C6TZ 4200-GE	T	A33 3800-H-476 779	C1TT 4200-BT	T	G93 3800-N-456 642	C8TZ 4200-CM			
T	D75 3800-B-522 665	C8TZ 4200-CY	T	A34 3800-H-476 591	C3TA 4200-AT	T	G99 3800-N-456 709	C8TZ 4200-CN			
T	D76 3800-B-522 710	C8TZ 4200-CV	T	A49 3800-H-476 703	B8QH 4200-C	T	A69 3800-T-566 563	C1TT 4200-A			
T	D77 3800-B-522 639	C8TZ 4200-CU	T	A2 3800-H-554	C3TZ 4141-E	T	A69 3800-T-566 721	C1TT 4200-J			
T	D78 3800-B-522 492	C8TZ 4200-CR	T	A89 3800-H-554 831	C3TA 4200-EE	T	A7 3800-T-566 643	C1TT 4200-C			
T	D79 3800-B-522 563	C8TZ 4200-CS	T	A90 3800-H-554 831	C3TA 4300-AR	T	A70 3800-T-566 563	C1TT 4200-A			
T	D80 3800-B-522 600	C8TZ 4200-CT	T	A91 3800-H-554 754	C3TA 4200-AA	T	A70 3800-T-566 643	C1TT 4200-C			
T	A2 3800-E-551	C1TT 4141-B	T	A91 3800-H-554 831	C3TA 4200-EF	T	A71 3800-T-566 492	C1TT 4200-D			
T	A90 3800-E-551 462	C1TT 4200-K	T	A2 3800-J-556	C3TZ 4141-L	T	A72 3800-T-566 639	C1TT 4200-E			
T	A91 3800-E-551 527	C1TT 4200-L	T	A3 3800-J-582	C3TZ 4141-D	T	A73 3800-T-566 563	C1TT 4200-F			
T	A92 3800-E-551 499	C1TT 4200-M	T	A5 3800-J-582 798	C3TA 4200-K	T	A74 3800-T-566 492	C1TT 4200-G			
T	A93 3800-E-551 610	C1TT 4200-AB	T	A5 3800-J-582 900	C3TA 4200-DZ	T	A75 3800-T-566 733	C1TT 4200-H			
T	A94 3800-E-551 462	C1TT 4200-AC	T	A1 3800-K-2039	C1TT 4851-A	T	A88 3800-T-566 563	C1TT 4200-DY			
T	A94 3800-E-551 546	C1TT 4200-AD	T	A2 3800-K-453	B8QH 4141-C	T	A88 3800-T-566 563	C1TT 4200-A			
T	A95 3800-E-551 721	C1TT 4200-AE	T	B21 3800-K-453 642	B8QH 4200-P	T	A89 3800-T-566 727	C1TT 4200-DZ			
T	B 3800-E-551 610	C1TT 4200-AF	T	B34 3800-K-453 709	B8QH 4200-D	T	A90 3800-T-566 639	C1TT 4200-EA			
T	B1 3800-E-551 462	C1TT 4200-AH	T	B83 3800-K-453 709	C3TA 4200-AM	T	A90 3800-T-566 639	C1TT 4200-EA			
T	B1 3800-E-551 546	C1TT 4200-AG	T	B84 3800-K-453 642	C3TA 4200-AN	T	A91 3800-T-566 492	C1TT 4200-EB			
T	B10 3800-E-551 499	C1TT 4200-AK	T	B85 3800-K-453 554	C3TA 4200-AR	T	A92 3800-T-566 639	C1TT 4200-EF			
T	B2 3800-E-551 721	C1TT 4200-AJ	T	A2 3800-K-557	C3TZ 4341-F	T	A93 3800-T-566 563	C1TT 4200-EE			
T	B6 3800-E-551 610	C1TT 4200-N	T	A29 3800-K-557 754	C3TA 4300-T	T	A94 3800-T-566 492	C1TT 4200-ED			

**1980/
FORD TRUCK PARTS**

ROCKWELL (TIMKEN) AXLE and RELATED PART NUMBERS

C O D E	VENDOR PART NUMBER	FORD PART NUMBER	C O D E	VENDOR PART NUMBER	FORD PART NUMBER	C O D E	VENDOR PART NUMBER	FORD PART NUMBER
T	A95 3800-T-566 733	C1TT 4200-EC	T	A 3866-G-631	C3TZ 4A091-E	T	3891-M-1131	C1TT 4739-J
T	B73 3800-T-566 600	C3TA 4200-AF	T	3866-J-322	C3TZ 4224-F	T	3891-M-585	B8QH 4212-B
T	B87 3800-T-566 639	C3TA 4200-DF	T	3866-K-557	C3TZ 4052-A	T	3891-M-793	C3TZ 4739-G
T	B88 3800-T-566 563	C3TA 4200-DG	T	3866-L-636	C3TZ 4468-M	T	3891-M-871	C1TT 4746-C
T	B89 3800-T-566 492	C3TA 4200-DH	T	A 3866-M-715	C3TZ 4A090-E	T	3891-N-586	C1TT 4739-L
T	B90 3800-T-566 733	C3TA 4200-DJ	T	3866-S-773	D1TZ 7085-B	T	3891-N-950	C3TZ 4739-D
T	B91 3800-T-566 600	C3TA 4200-DK	T	A 3866-V-620	C3TZ 4477-D	T	3891-P-796	C3TZ 4739-M
T	B95 3800-T-566 563	C3TA 4200-DL	T	A1 3866-W-595	C3TZ 4A090-A	T	3891-P-874	B8QH 4213-B
T	B96 3800-T-566 727	C3TA 4200-DM	T	A 3866-X-596	C3TZ 4477-B	T	3891-P-952	C3TZ 4739-C
T	B97 3800-T-566 639	C3TA 4200-DN	T	A1 3866-X-804	D1TZ 7050-A	T	3891-P-978	C1TT 4746-B
T	B98 3800-T-566 492	C3TA 4200-DR	T	A 3866-Y-623	C3TZ 4477-A	T	3891-Q-797	C3TZ 4739-N
T	B99 3800-T-566 604	C3TA 4200-DS	T	A 3875-C-419	C3TZ 4404-F	T	3891-Q-875	B8QH 4212-C
T	E3 3800-T-566 563	DOHZ 4200-E	T	A 3875-N-378	C3TZ 4428-H	T	3891-Q-953	C3TZ 4739-B
T	E4 3800-T-566 639	DOHZ 4200-F	T	3875-N-950	D1TZ 7005-A	T	3891-R-590	B9QH 4212-A
T	E5 3800-T-566 727	DOHZ 4200-G	T	A 3876-B-262	C3TZ 4A092-A	T	3891-S-1215	C1TT 4739-N
T	E6 3800-T-566 563	DOHZ 4200-H	T	A 3876-G-293	C3TZ 4A092-E	T	3891-S-851	B8QH 4054-A
T	E7 3800-T-566 733	DOHZ 4200-J	T	3880-B-704	C3TZ 4579-G	T	3891-T-1112	C1TT 4739-B
T	E8 3800-T-566 639	DOHZ 4200-K	T	3880-C-601	C3TZ 4579-A	T	3891-U-1087	C5TZ 4739-D
T	A 3826-A-261	C5TZ 4614-B	T	3880-C-705	C3TZ 4211-M	T	3891-W-1037	C1TT 4739-K
T	3826-C-237	C3TZ 4614-L	T	3880-D-706	C3TZ 4411-A	T	3891-X-1246	C5TZ 4739-B
T	3826-D-238	C3TZ 4468-B	T	3880-E-603	C3TZ 4579-B	T	3891-Z-1066	C1TT 4739-A
T	A 3826-N-222	C3TZ 4614-C	T	3880-S-617	C3TZ 4579-M	T	3891-Z-1118	C3TZ 4739-E
T	A 3826-Q-225	C3TZ 4614-B	T	A 3880-U-1217	D1TZ 7061-A	T	3892-A-1639	D1TZ 7100-B
T	A 3826-T-228	C3TZ 4614-H	T	3880-U-723	D1TZ 7140-A	T	3892-A-1821	C1TT 4743-E
T	A 3835-B-340	B8QH 4204-D	T	3880-V-724	D1TZ 7061-B	T	3892-A-4369 S	D8HZ 4442-E
T	A 3835-C-341	B8QH 4204-E	T	3880-V-750	C3TZ 4579-N	T	3892-B-1666	C1TT 4743-K
T	A 3835-E-265	C3TZ 4204-C	T	3880-X-752	C3TZ 4579-E	T	3892-C-1251	C3TZ 4A088-A
T	A14 3835-E-265	C3TZ 4953-A	T	A 3889-L-272	C3TZ 4309-H	T	3892-C-1641	D1TZ 7142-A
T	A 3835-J-296	C3TZ 4204-F	T	A10 3889-L-272 S	D7HZ 4209-N	T	3892-C-1823	C1TT 4739-M
T	A 3835-J-348	C5TZ 4204-A	T	A2 3889-L-272	C3TZ 4209-G	T	3892-C-4735 S	D3HZ 4442-A
T	A 3835-J-400	C3TZ 4404-C	T	A3 3889-L-272	C3TZ 4309-F	T	3892-C-783	B8QH 4210-B
T	A 3835-K-375	C1TZ 4204-A	T	A4 3889-L-272	C3TZ 4209-J	T	3892-D-1252	C3TZ 4739-A
T	A 3835-L-402	C3TZ 4404-A	T	A9 3889-L-272 S	D7HZ 4309-K	T	3892-D-1512	C1TT 4743-D
T	A1 3835-X-336	C3TZ 4204-E	T	3891-A-1223	C1TT 4739-S	T	3892-D-1746	C5TZ 4743-D
T	A 3836-S-45	7EQ 2013-A	T	A 3891-A-755	C3TZ 4212-A	T	3892-D-1798 S	D8HZ 4442-C
T	3838-C-159	C3TZ 4468-A	T	3891-B-1068	C1TT 4745-B	T	A 3892-D-1824	C1TT 4580-A
T	3838-H-190	C3TZ 4468-C	T	3891-B-1120	C3TZ 4739-J	T	3892-D-1928	C3TZ 4743-K
T	A 3838-M-195	C5TZ 4614-A	T	3891-D-1122	C3TZ 4739-H	T	3892-D-3956 S	D8HZ 4442-B
T	3838-N-196	D1TZ 7050-B	T	3891-D-1226	C1TT 4746-D	T	3892-D-784	C1TT 4743-L
T	A 3838-Q-121	C1TT 4308-A	T	3891-E-1045 S	D7HZ 4739-C	T	3892-E-1513	C1TT 4743-C
T	A 3838-R-174	B8QH 4614-E	T	3891-E-1279	C5TZ 4739-A	T	3892-E-1825	C1TT 4442-B
T	A 3838-Y-155	B8QH 4614-F	T	3891-E-915	C3TZ 4212-B	T	3892-F-1514	C1TT 4744-A
T	A 3838-Z-130	B8QH 4614-C	T	3891-F-1124 S	D7HZ 4739-A	T	3892-F-1826 S	D8HZ 4434-C
T	A 3838-Z-156	B8QH 4614-D	T	3891-G-1047	C1TT 4739-F	T	3892-F-4738 S	E4HZ 4434-A
T	T 3840	C1TT 1124-A	T	3891-G-1073	C5TZ 4745-A	T	3892-G-1827	C1TT 4743-G
T	3855-J-62	C3TZ 4033-A	T	3891-G-1229	C5TZ 4739-C	T	3892-G-4843 S	E7HZ 4229-A
T	3855-K-323 S	D7HZ 4A061-A	T	3891-G-1255	C1TT 4739-R	T	3892-G-787	B9QH 4210-A
T	A 3855-N-196	D1TZ 7222-A	T	3891-J-1128	C1TT 4739-E	T	3892-H-1438	C3TZ 4743-G
T	3855-Q-147	C3TZ 4A061-A	T	3891-J-842 S	D7HZ 4739-B	T	3892-H-1490	C3TZ 4743-D
T	3855-R-70	B8QH 4052-A	T	3891-J-868	B8QH 4213-D	T	3892-H-1724 S	D7HZ 4210-A
T	A 3855-X-154	C1TT 4592-A	T	3891-K-1077	C1TT 4745-A	T	3892-H-1828	C1TT 4743-H
T	3855-Z-156	C3TZ 4052-F	T	3891-K-1129	C1TT 4739-G	T	3892-H-4844 S	E7HZ 4055-A
T	A 3861-S-123	C1TT 4497-A	T	3891-K-843	C3TZ 4739-F	T	3892-J-1492	C3TZ 4743-E
T	3866-B-730	D1TZ 7085-F	T	3891-K-869	B8QH 4212-A	T	3892-J-1830	C1TT 4743-J
T	3866-C-731	D1TZ 7085-E	T	3891-K-917	C1TT 4739-D	T	3892-J-4846 S	E7HZ 4055-B
T	3866-D-550	C3TZ 4052-C	T	3891-K-921	C1TT 4746-A	T	3892-K-1909	C1TT 4743-R
T	3866-D-732	D1TZ 7085-D	T	3891-L-1130	C1TT 4739-H	T	3892-K-4847 S	E7HZ 4055-C
T	A 3866-E-733	D1TZ 7085-C	T	3891-L-1234	C3TZ 4739-R	T	3892-L-1173	B8QH 4210-A

1980/
FORD TRUCK PARTS

ROCKWELL (TIMKEN) AXLE and RELATED PART NUMBERS

C O D E	VENDOR PART NUMBER	FORD PART NUMBER	C O D E	VENDOR PART NUMBER	FORD PART NUMBER	C O D E	VENDOR PART NUMBER	FORD PART NUMBER
T	3892-L-1182	B8QH 4213-A	T	A 3897-R-512	B8QH 4851-A	T	12520	8M 1217
T	3892-L-1624	C1TT 4743-F	T	3897-S-1319	C5TZ 4542-A	T	12580	8M 1216
T	3892-L-1910	C1TT 4743-M	T	A 3897-S-695	2Q 4851-C	T	12856	8J 1195
T	3892-L-4848 S	E7HZ 4055-D	T	3897-V-1166	C3TZ 4563-E	T	A 13111-K 1597	C7TZ 3106-E
T	3892-M-4849 S	E7HZ 4229-B	T	A 3897-W-569	DOHZ 4851-F	T	13399	351165-S8
T	3892-M-4927 S	E6HZ 4434-A	T	3897-Y-1221	B8QH 4140-A	T	13562	351159-S
T	3892-N-1158	C1TT 4744-C	T	S 3914	91907-S18	T	13719	B3T 4014-A
T	3892-N-1912	C1TT 4744-D	T	3920	B6T 1243-A	T	13849	8J 3117-A
T	3892-N-4850 S	E7HZ 4229-C	T	3984	B6T 1244-B	T	13850	8J 3117-B
T	3892-N-4902 S	E8HZ 4442-A	T	3987-G-579	B8QH 4155-A	T	15118	B 1201
T	3892-P-1550	D1TZ 7024-B	T	3994	8TH 4221	T	15245	8A 1202-A
T	3892-P-1576	C1TT 4744-B	T	4299-H-2140 X	C2TZ 4526-A	T	18690	91D 1240
T	3892-P-2044	C3TZ 4739-S	T	S 4914	91497-S18	T	18720	91D 1243
T	3892-P-4228 S	D8HZ 4739-A	T	5211 K	C3TZ 4423-M	T	18790	B6D 1244-A
T	3892-Q-1551	C3TZ 4743-B	T	5535	B4T 4628-A	T	19529	7EQ 3010
T	3892-Q-1811	C1TT 4743-A	T	5577	C1TT 4525-B	T	19875	TFAA 3010-A
T	A 3892-Q-2071	C1TT 4739-M	T	RV 5610	60210-S	T	S 21010	45726-S
T	3892-R-1552	C3TZ 4743-A	T	RV 5711	60220-S	T	S 21013 1	D8HZ 4323-F
T	3892-R-1942	C5TZ 4743-B	T	RV 5811	60221-S	T	S 21014 1	D7HZ 4323-A
T	3892-R-4932 S	E8HZ 4434-A	T	RV 6715	356878-S	T	S 21015 1	D9HZ 4323-A
T	3892-S-1553	C3TZ 4743-C	T	RV 6716	356878-S	T	S 21016 1	D8HZ 4323-C
T	3892-S-3945 S	D8HZ 4442-A	T	AT 6880	C1TT 4255-A	T	S 21018 1	E7HZ 4323-D
T	A 3892-S-4517 S	E0HZ 4442-A	T	KIT 7001	B7QH 3117-A	T	S 21019 1	D8HZ 4323-G
T	3892-T-1346	C3TZ 4743-H	T	7079	B9TZ 4982-B	T	S 21019 D1	C6TZ 4216-B
T	3892-T-1966	C5TZ 4743-A	T	KIT 7079	B9TZ 4982-B	T	S 21020 1	D3HZ 4216-D
T	3892-T-2100 S	D7HZ 4210-B	T	7080	B9TZ 7080	T	S 21020 A1	D8HZ 4216-D
T	3892-T-4934 S	E9HZ 4434-A	T	KIT 7080	B9TZ 4982-C	T	S 21022 1	D8HZ 4323-E
T	3892-T-852	B8QH 4210-C	T	KIT 7127	C4TZ 3117-B	T	S 21024 1	D8HZ 4323-D
T	3892-U-2803 S	E7HZ 4229-D	T	KIT 7129	C4TZ 3122-A	T	S 21026 1	E7HZ 4323-B
T	3892-U-4909 S	E9HZ 4442-A	T	KIT 7130	C4TZ 3117-A	T	S 21026 D1	C6TZ 4216-A
T	3892-V-1946	C1TT 4743-N	T	KIT 7132	C3TZ 3117-A	T	S 21028 1	D3HZ 4216-C
T	3892-V-854	B8QH 4213-C	T	7157	D4HZ 4558-A	T	S 21028 A1	D8HZ 4216-E
T	3892-W-1505	C3TZ 4739-P	T	KIT 7170	D3HZ 4662-A	T	S 21032 1	E7HZ 4323-C
T	A 3892-W-1635	D1TZ 7024-A	T	KIT 7171	D3HZ 4662-B	T	S 21038 1	E7HZ 4323-E
T	3892-W-1817	C3TZ 4743-F	T	KIT 7172	D3HZ 4662-C	T	S 21216 1	D7HZ 4323-D
T	3892-X-1506	C3TZ 4A088-E	T	RV 7610	357006-S	T	S 21217 1	C3TZ 4A155-A
T	3892-X-1922	C5TZ 4743-C	T	RV 7612	352327-S	T	S 21217 D	C2TZ 5A571-A
T	3892-Y-1637	D1TZ 7100-C	T	RV 7712	352150-S	T	S 21220 D	C3TZ 5A571-B
T	3892-Y-2443	D1TZ 7100-A	T	RV 7812	357007-S	T	S 21446 D1	C3TZ 4321-A
T	3892-Z-4368 S	D8HZ 4739-B	T	RV 7925	C3TZ 4558-B	T	S 22217 1	C3TZ 4A155-A
T	3897-A-1223	C5TZ 4544-A	T	RV 7926	C3TZ 4558-A	T	A2ES 24612 1	C3TZ 4134-A
T	3897-E-993	C3TZ 4544-E	T	RV 7928	371537-S	T	A1ES 24620	C3TZ 4088-A
T	A 3897-F-1332	D1TZ 7089-D	T	KIT 8105 GH	E1HZ 2200-B	T	1ES 24628	C3TZ 4A117-A
T	A 3897-G-579	B8QH 4155-A	T	KIT 8119 GH	E1HZ 2200-A	T	1ES 24724	C3TZ 4094-A
T	3897-H-1308	C1TT 4542-A	T	KIT 8119 GH	E1HZ 2200-A	T	1ES 24725	C3TZ 4086-A
T	3897-K-1155	C3TZ 4A094-A	T	S 9712	91250-S18	T	1ES 24726	C3TZ 4A121-A
T	A 3897-K-427	C6TZ 4851-K	T	S 9714	91270-S	T	1ES 24727	C3TZ 4A130-A
T	A1 3897-L-1000	C6TZ 4351-B	T	S 9716	91290-S18	T	2ES 24731	C3TZ 4073-A
T	3897-L-1156	C3TZ 4A074-E	T	S 9914	D1TZ 3C141-A	T	2ES 24732	C3TZ 4104-A
T	3897-L-312	C3TZ 4586-E			45748-S	T	A3ES 24734	C3TZ 4052-B
T	A 3897-L-532	C1TT 4851-C	T	N28 B522	370116-S8	T	A3ES 24734 1	C3TA 4598-B
T	3897-M-1313	C3TZ 4A089-E	T	BO RUR4-1	C8HZ 3D510-A	T	3ES 24735	C3TZ 4A112-A
T	3897-M-741	C1TT 4542-B	T	BO RUR6-1	C8HZ 3D510-A	T	2ES 24737	C3TZ 4073-A
T	3897-M-923	C3TZ 4544-A	T	S 11014	45755-S	T	A4ES 24740 A	C3TZ 4082-A
T	3897-M-949	C3TZ 4586-A	T	S 11015 1	C3TA 4A145-B	T	1ES 24757	C3TZ 4A131-A
T	A 3897-N-1314	C1TT 4544-A	T	S 11018	45783-S	T	A3ES 24758	C3TZ 4100-A
T	3897-N-924	C3TZ 4A089-A	T	S 11022	45804-S	T	2ES 24759	C3TZ 4A107-A
T	A1 3897-P-1160	C6TZ 4851-AB	T	12473 J	C6TZ 7089-L	T	1ES 24808	C3TZ 4332-A

**1980/
FORD TRUCK PARTS**

ROCKWELL (TIMKEN) AXLE and RELATED PART NUMBERS

C O D E	VENDOR PART NUMBER	FORD PART NUMBER	C O D E	VENDOR PART NUMBER	FORD PART NUMBER	C O D E	VENDOR PART NUMBER	FORD PART NUMBER
T	A3ES 24825	C3TZ 4081-A	T	35376	C3TA 4209-E	T	A 35656 1	C1TT 4209-L
T	1ES 24827	C3TZ 4A120-A	T	A 35376	C3TZ 4309-E	T	A 35670 1	C1TT 4209-K
T	A4ES 24844 1	C3TZ 4062-A	T	A 35376 1	C3TZ 4209-AE	T	A 35674 1	C1TT 4209-J
T	25522	B6T 1202-A	T	A 35376 3	C3TZ 4309-AK	T	A 35676 1	C1TT 4209-L
T	25527	8L 4222	T	A 35412	C3TZ 4309-AL	T	A 35702	C7TZ 4209-H
T	25584	D1TZ 7065-C	T	A 35412 2	C3TZ 4209-AG	T	A 35702 3	C7TZ 4309-A
T	25590	8L 4221	T	A 35418	TBAA 4209-B	T	A 35704	C5TZ 4209-H
T	A 25648	DOHZ 3517-A	T	A 35420	TBAA 4209-A	T	A 35704 4	C7TZ 4309-B
T	25878	D1TZ 7065-B	T	A 35422	TCAA 4209-B	T	A 35710 3S	E0HZ 4209-T
T	25880	C3TZ 1216-A	T	A 35424	TCAA 4209-A	T	A 35732 10S	E3HZ 4209-AG
T	A 26703	DOHZ 3517-B	T	A 35426 2	TDAA 4209-B	T	A 35732 12	D7HZ 4209-S
T	27820	TCAA 4616-A	T	A 35428	TDAA 4209-A	T	A 35732 13	D7HZ 4209-S
T	27820 D	48 4616	T	A 35430	TDAA 4209-C	T	A 35732 9S	D7HZ 4209-J
T	27875	TCAA 4621-A	T	A 35430 2	D3HZ 4209-S	T	35748 1	C1TT 4209-B
T	27880	48 4621-B	T	A 35444	C1TT 4209-M	T	A 35764 1	C1TT 4209-J
T	28156	B 4221	T	A 35444 10S	E4HZ 4209-N	T	A 35768	C1TT 4209-V
T	28521	B3D 4222-A	T	A 35448 3	B8QH 4209-N	T	A 35768 1	C1TT 4209-C
T	28580	TBAA 4221-A	T	A 35460 3	B8QH 4209-H	T	A 35768 6S	E0HZ 4209-Y
T	28622	TCAA 4222-A	T	A 35470 6S	E0HZ 4209-W	T	A 35774 11	D7HZ 4209-T
T	28680	B3TZ 4221-A	T	A 35506	B5Y 4209-B	T	A 35774 8S	D7HZ 4209-K
		B3TZ 4221-B	T	A 35508	B5Y 4209-A	T	A 35774 9S	E3HZ 4209-AH
T	28682	B5Y 4221-A	T	A 35510	B6T 4209-B	T	A 35776 7S	E3HZ 4209-AE
T	29630	C3TZ 4561-A	T	A 35510 5	B6T 4209-B	T	A 35776 9S	E0HZ 4209-AD
T	29675	C3TZ 4561-B	T	A 35512	B6T 4209-A	T	A 35778 11S	E3HZ 4209-AF
T	29710	C1UW 4222-A	T	A 35512 6	B6T 4209-A	T	A 35778 5S	D7HZ 4209-H
T	LM 29749	C1UW 4221-A	T	A 35514	B6T 4209-F	T	A 35778 9	D7HZ 4209-R
T	31520	C1TT 4350-A	T	A 35514 6	B6T 4209-F	T	A 35782 1	C5TZ 4209-E
T	31521	D1TZ 4628-A	T	A 35518	B6Y 4209-A	T	A 35784 1	C5TZ 4209-D
T	31597	8A 4630	T	A 35528 1	C1TT 4209-BF	T	A 35788 1	C1TT 4209-D
T	33281	B6T 1244-A	T	A 35530 2	C1TT 4209-A	T	A 35790 1	C1TT 4209-G
T	33472	7EQ 4222	T	A 35536	B6T 4209-E	T	A 35792 1	C1TT 4209-F
T	A 34502	01T 4209-A	T	A 35536 4	C1TZ 4209-AR	T	A 35798 3	D3HZ 4209-N
T	A 34552	01Y 4209-A	T	A 35536 6	C1TZ 4209-AR	T	A 35800	C1TT 4309-M
T	A 34626	01Y 4209-B	T	A 35536 9	C1TZ 4209-AR	T	A 35800 1	C1TT 4209-BB
T	A 34816	C4TZ 4309-C	T	A 35538	B6T 4209-D	T	A 35800 10	C1TZ 4309-M
T	A 35134	C1TT 4209-S	T	A 35538 10	C1TZ 4209-AM	T	A 35800 9	C1TZ 4209-CA
T	A 35136	C1TT 4209-N	T	A 35538 2	C1TZ 4209-AM	T	35802 1	C1TT 4209-AY
T	A 35136 12S	E0HZ 4209-X	T	A 35538 4	C1TZ 4209-AM	T	A 35802	C1TT 4309-N
T	A 35156 7S	E2HZ 4209-D	T	A 35540	B6T 4209-C	T	A 35802 10	C1TZ 4209-CB
T	A 35172	8TH 4209-C	T	A 35540 4	C1TZ 4209-AN	T	A 35802 9	C1TZ 4309-N
T	A 35178 10S	D8HZ 4209-J	T	A 35540 5	C1TZ 4209-AN	T	A 35806	C1TT 4309-R
T	A 35178 5	C1TT 4209-T	T	A 35540 8	C1TZ 4209-AN	T	A 35806 1	C1TT 4209-AZ
T	A 35194	8TH 4209-B	T	A 35560 1	C5TZ 4209-B	T	A 35806 11	C1TZ 4209-CC
T	A 35194 1	8TH 4209-A	T	A 35562 1	C5TZ 4209-F	T	A 35806 12	C1TZ 4309-R
T	A 35194 2	8TH 4209-B	T	A 35564	C5TZ 4209-M	T	A 35806 24	D3HZ 4309-M
T	A 35200	8TH 4209-A	T	A 35564 1	C5TZ 4209-A	T	A 35808 12	C6TZ 4209-AF
T	A 35208 10S	D8HZ 4209-K	T	A 35566 1	C5TZ 4209-C	T	A 35808 13	C6TZ 4309-G
T	A 35208 6	C1TT 4209-R	T	A 35586	C3TZ 4209-S	T	A 35810	C1TT 4309-S
T	A 35252 3	C1TT 4209-AD	T	A 35586 2	C7TZ 4309-D	T	A 35810 1	C1TT 4209-BA
T	35265	C1TT 4748-A	T	A 35586 6	C7TZ 4309-J	T	A 35810 10	C1TZ 4209-CD
T	A 35302 2	C1TT 4209-AE	T	A 35588	C3TZ 4209-R	T	A 35810 9	C1TZ 4309-S
T	A 35338 2	B8QH 4209-G	T	A 35588 2	C7TZ 4309-E	T	A 35812 1	C1TT 4209-AV
T	A 35344 1	C3TZ 4209-AF	T	A 35588 6	C7TZ 4309-K			C1TT 4309-AV
T	A 35344 10S	D7HZ 4309-J	T	A 35590	C7TZ 4209-G			C1TT 4309-T
T	A 35344 2	C3TZ 4309-B	T	A 35590 2	C7TZ 4309-C	T	A 35812 11	C1TZ 4209-CE
T	A 35344 9S	D7HZ 4209-M	T	A 35590 7	C7TZ 4309-H	T	A 35812 12	C1TZ 4309-T
T	A 35350	7EQ 4209-B	T	A 35596 1	C1TT 4209-E	T	A 35814	C1TT 4309-U
T	A 35352	7EQ 4209-A	T	A 35606 1	C1TT 4209-H	T	A 35814 2	C1TT 4209-AU

**1980/
FORD TRUCK PARTS**

ROCKWELL (TIMKEN) AXLE and RELATED PART NUMBERS

C O D E	VENDOR PART NUMBER	FORD PART NUMBER	C O D E	VENDOR PART NUMBER	FORD PART NUMBER	C O D E	VENDOR PART NUMBER	FORD PART NUMBER
T	A 35814 8	C1TZ 4209-CF	T	A 37072	C8TZ 4209-S	T	A 38004 S	E0HZ 4209-AF
T	A 35814 9	C1TZ 4309-U	T	A 37164 1S	E0HZ 4309-A	T	A 38006 4S	E0HZ 4309-H
T	A 35816	C4TZ 4309-C	T	A 37260 1S	E3HZ 4309-AE	T	A 38006 5S	E0HZ 4209-AH
T	A 35816 10	C4TZ 4209-T	T	A 37264 S2	D7HZ 4309-G	T	A 38014 S	D7HZ 4309-H
T	A 35816 11	C4TZ 4309-E	T	A 37278 2	E6HZ 4309-A	T	A 38048 3	E6HZ 4209-D
T	A 35816 12	C4TZ 4209-U	T	A 37308 1S	E3HZ 4209-AX	T	A 38124 1	D9HZ 4209-C
T	A 35816 6	C4TZ 4209-F	T	A 37326 1	E6HZ 4209-E	T	A 38126 1	D9HZ 4209-B
T	A 35818	C4TZ 4309-B	T	A 37374 1S	E3HZ 4209-AT	T	A 38128 1	D9HZ 4209-A
T	A 35818 12	C4TZ 4209-U	T	A 37376 1S	E3HZ 4209-AS	T	A 38240 1S	E3HZ 4309-AD
T	A 35818 13	C4TZ 4309-F	T	A 37382 1S	E3HZ 4209-AN	T	A 38242 1S	E3HZ 4309-AC
T	A 35818 6	C4TZ 4209-P	T	A 37392 1S	E3HZ 4209-AR	T	A 38512 1S	E3HZ 4209-AK
T	A 35838 6S	D8HZ 4309-L	T	A 37394 1S	E3HZ 4309-AB	T	A 38520 1S	E3HZ 4209-AL
T	A 35842	B9TT 4209-C	T	A 37394 S2	D7HZ 4309-F	T	A 38524 1S	E3HZ 4209-AV
T	A 35844	B9TT 4209-B	T	A 37396 2S	D7HZ 4309-E	T	A 38526 1S	E3HZ 4209-AW
T	A 35846	B9TT 4209-A	T	A 37396 S2	D7HZ 4309-E	T	A 38730 1S	E4HZ 4209-AA
T	A 35856	C7TZ 4209-J	T	A 37398 1S	D7HZ 4309-D	T	A 38756 1S	E4HZ 4209-V
T	A 35856 1	C7TZ 4309-F	T	A 37404 1S	D7HZ 4309-B	T	A 38758 1S	E4HZ 4209-G
T	A 35856 S	C7TZ 4309-F	T	A 37404 S1	D7HZ 4309-B	T	A 38760 1S	E4HZ 4209-H
T	A 35910 5S	D8HZ 4309-M	T	A 37494 2S	D8HZ 4309-H	T	A 38790 2S	E4HZ 4209-T
T	A 35912 5S	E0HZ 4309-D	T	A 37494 S2	D8HZ 4309-H	T	A 38790 3	D7HZ 4209-W
T	A 35914 4S	E4HZ 4309-H	T	A 37528 3	E1HZ 4209-D	T	A 38798 1S	E4HZ 4309-F
T	A 35916 2S	E2HZ 4309-D	T	A 37528 S1	D8HZ 4209-E	T	A 38800 1S	E4HZ 4209-L
T	A 35926	C3TZ 4209-F	T	A 37530 2S	D8HZ 4309-J	T	A 38806 1S	E4HZ 4209-J
T	A 35932 1	C1TT 4209-U	T	A 37530 S2	D8HZ 4309-J	T	A 38808 1S	E4HZ 4309-D
T	A 35932 5S	E0HZ 4209-V	T	A 37532 3	E1HZ 4209-E	T	A 38810 1S	E4HZ 4209-K
T	A 35954 1	C6TZ 4209-M	T	A 37532 S1	D8HZ 4209-F	T	A 38812 1S	E4HZ 4309-E
T	A 35954 S	D3HZ 4209-V	T	A 37534 3	E1HZ 4209-F	T	A 38814 1S	E4HZ 4309-C
T	A 35968 1	C3TZ 4209-K	T	A 37534 S1	D7HZ 4209-C	T	A 38816 1S	E4HZ 4209-P
T	A 35968 S	D3HZ 4209-AC	T	A 37536 3	E1HZ 4209-G	T	A 38818 1S	E4HZ 4209-S
T	A 35970 1	C3TZ 4209-B	T	A 37536 S1	D7HZ 4209-E	T	A 38822 1S	E4HZ 4209-W
T	A 35970 S	D3HZ 4209-Y	T	A 37540 2S	D7HZ 4309-C	T	A 38824 1S	E4HZ 4309-J
T	A 35972 1	C3TZ 4209-C	T	A 37540 S2	D7HZ 4309-C	T	A 38828 1S	E4HZ 4209-X
T	A 35972 S	D3HZ 4209-X	T	A 37542 3	D8HZ 4209-AE	T	A 38830 1S	E4HZ 4309-K
T	A 35978 1	C3TZ 4209-D	T	A 37542 S1	D7HZ 4209-B	T	A 38832 1S	E4HZ 4209-Y
T	A 35978 S	D3HZ 4209-W	T	A 37544 3	D8HZ 4209-AF	T	A 38834 1S	E4HZ 4309-L
T	A 36028 12	C6TZ 4309-F	T	A 37544 S1	D7HZ 4209-D	T	A 38836 1S	E4HZ 4309-B
T	A 36028 13	C6TZ 4209-AH	T	A 37546 S1	D7HZ 4209-F	T	A 38838 1	E7HZ 4209-BP
T	A 36036 1	C3TZ 4209-A	T	A 37548 3	D8HZ 4209-AG	T	A 38840 1	E7HZ 4209-BT
T	A 36036 S	D3HZ 4209-AA	T	A 37548 S1	D7HZ 4209-G	T	A 38842 1	E7HZ 4209-BX
T	A 36038	D3HZ 4209-B	T	A 37556 2S	E0HZ 4309-C	T	A 38928 1	E8HZ 4209-R
T	A 36054 1	C6TZ 4209-N	T	A 37562 1S	E3HZ 4209-AM	T	A 38954 3	E7HZ 4209-BC
T	A 36054 S	D3HZ 4209-AB	T	A 37566 1S	E3HZ 4209-AP	T	A 38954 5	E8HZ 4209-D
T	A 36100 S	D9HZ 4209-E	T	A 37588 3	D7HZ 4309-A	T	A 38956 2	E7HZ 4209-BF
T	A 36102 1	C5TZ 4209-L	T	A 37588 4	D7HZ 4209-A	T	A 38956 4	E8HZ 4209-G
T	A 36102 S	D3HZ 4209-AD	T	A 37596 2S	D8HZ 4309-G	T	A 38990 1	E7HZ 4209-B
T	A 36118 2	D3HZ 4209-R	T	A 37596 S2	D8HZ 4309-G	T	A 38992 1	E7HZ 4209-C
T	A 36134 1	C5TZ 4209-K	T	A 37598 3	E1HZ 4209-C	T	A 38994 1	E7HZ 4209-CM
T	A 36134 S	D3HZ 4209-Z	T	A 37598 S1	D8HZ 4209-D	T	A 39004 1S	E4HZ 4209-M
T	A 36162 1	D6HZ 4209-BM	T	A 37708 2	D3HZ 4209-A	T	A 39016 1S	E4HZ 4309-G
T	A 36162 2S	E0HZ 4209-AG	T	A 37710 1	D3HZ 4209-M	T	A 39090 1	E7HZ 4209-BW
T	A 36446 7	C6TZ 4309-H	T	A 37888 2S	D8HZ 4209-H	T	A 39112 1	E7HZ 4209-BS
T	A 36446 8	C6TZ 4209-AG	T	A 37888 S	D8HZ 4209-G	T	A 39114 1	E7HZ 4209-BV
T	A 36612 6S	E3HZ 4209-AD	T	A 37890 2	D8HZ 4309-K	T	A 39122 2	E7HZ 4209-BD
T	A 36684 3S	E0HZ 4309-B	T	A 37944 1S	D7HZ 4209-L	T	A 39122 4	E8HZ 4209-E
T	A 36950	C8TZ 4209-M	T	A 37944 2S	E3HZ 4209-AJ	T	A 39124 2	E7HZ 4209-BE
T	A 36952	C8TZ 4209-N	T	A 37944 5	D7HZ 4209-V	T	A 39124 4	E8HZ 4209-F
T	A 37058 S	D7HZ 4209-P	T	A 37960 2	E6HZ 4209-C	T	A 39166 1S	E4HZ 4209-F
T	A 37070	C8TZ 4209-R	T	A 38002 1S	E3HZ 4309-AA	T	A 39168 1S	E4HZ 4209-Z

**1980/
FORD TRUCK PARTS**

ROCKWELL (TIMKEN) AXLE and RELATED PART NUMBERS

C O D E	VENDOR PART NUMBER		FORD PART NUMBER		C O D E	VENDOR PART NUMBER		FORD PART NUMBER		C O D E	VENDOR PART NUMBER		FORD PART NUMBER	
T	A 39170	1S	E4HZ	4309-A	T	A 39746	1	E7HZ	4209-AE	T	A 40156	1	E7HZ	4209-AM
T	A 39206	1S	E4HZ	4209-R	T	A 39766	1	E7HZ	4209-AR	T	A 40156	3	E7HZ	4209-T
T	A 39380	2	E7HZ	4209-BH	T	A 39768	1	E7HZ	4209-AS	T	A 40174	1	E7HZ	4209-AN
T	A 39380	4	E8HZ	4209-J	T	A 39770	1	E7HZ	4209-AT	T	A 40174	3	E7HZ	4209-V
T	A 39392	2	E7HZ	4209-BK	T	A 39772	1	E7HZ	4209-AV	T	A 40288	1	E9HZ	4309-B
T	A 39392	4	E8HZ	4209-L	T	A 39776	1	E7HZ	4209-AW	T	A 40290	1	E9HZ	4309-D
T	A 39398	1	E7HZ	4209-BA	T	A 39780	1	E8HZ	4209-Z	T	A 40292	1	E9HZ	4309-F
T	A 39398	3	E8HZ	4209-B	T	A 39784	1	E7HZ	4209-CB	T	A 40294	1	E8HZ	4309-A
T	A 39402	1	E7HZ	4209-BL	T	A 39816	1	E9HZ	4309-A	T	A 40300	1	E9HZ	4309-J
T	A 39402	3	E8HZ	4209-M	T	A 39820	1	E9HZ	4309-C	T	A 40302	1	E9HZ	4309-L
T	A 39434	1	E7HZ	4209-BZ	T	A 39822	1	E9HZ	4309-E	T	A 41328		D8HZ	3123-A
T	A 39436	1	E7HZ	4209-BR	T	A 39828	1	E9HZ	4309-G	T	42346		B8TZ	4221-B
T	A 39464	1	E7HZ	4209-BB	T	A 39830	1	E9HZ	4309-H	T	42350		C3TZ	4221-E
T	A 39464	3	E8HZ	4209-C	T	A 39832	1	E9HZ	4309-K	T	42584		8Q	4222-A
T	A 39474	1	E7HZ	4209-BM	T	A 39834	1	E9HZ	4309-M	T	42620		C5TZ	4222-A
T	A 39474	3	E8HZ	4209-N	T	A 39844		B9TT	4209-B	T	42688		C5TZ	4221-A
T	A 39476	1	E7HZ	4209-BN	T	A 39846		B9TT	4209-A	T	43281		8Q	4221-A
T	A 39476	3	E8HZ	4209-P	T	A 39876	1	E9HZ	4309-S	T	44143		TDAA	4621-A
T	A 39490	1	E7HZ	4209-CA	T	A 39878	1	E9HZ	4309-T	T	44156		BB	4621-A
T	A 39492	1	E7HZ	4209-BY	T	A 39880	1	E9HZ	4309-V	T	44348		BB	4616-A
T	A 39496	1	E7HZ	4209-E	T	A 39882	1	E9HZ	4309-W	T	47420		C8TZ	4222-A
T	A 39498	1	E7HZ	4209-D	T	A 39884	1	E9HZ	4209-L	T	47490		C8TZ	4221-A
T	A 39502	1	E7HZ	4209-A	T	A 39886	1	E9HZ	4209-M	T	47620		7EQH	1243
T	A 39526	1	E7HZ	4209-BG	T	A 39888	1	E9HZ	4209-N	T	47686		7EQH	1244
T	A 39526	3	E8HZ	4209-H	T	A 39890	1	E9HZ	4209-P	T	47687		C1TT	4221-B
T	A 39532	1	E7HZ	4209-BJ	T	A 39902	1	E9HZ	4209-H	T	47820		C1TT	4222-A
T	A 39532	3	E8HZ	4209-K	T	A 39904	1	E9HZ	4209-J	T	47890		C1TT	4221-C
T	A 39634	1	E9HZ	4209-D	T	A 39906	1	E9HZ	4209-K	T	52387		C3TZ	4221-D
T	A 39638	1	E9HZ	4209-F	T	A 39926	1	E7HZ	4209-AX	T	52618		C3TZ	4222-C
T	A 39640	1	E7HZ	4209-AG	T	A 39928	1	E7HZ	4209-AY	T	53162		B6T	4630-A
T	A 39640	3	E7HZ	4209-M	T	A 39930	1	E7HZ	4209-AZ	T	53176		BB	4621-B
T	A 39646	1	E7HZ	4209-AJ	T	A 39952	1	E7HZ	4209-CC	T	53375		BB	4616-B
T	A 39646	3	E7HZ	4209-P	T	A 39954	1	E7HZ	4209-CD	T	53387		8TH	4616
T	A 39648	1	E7HZ	4209-AK	T	A 39956	1	E7HZ	4209-CE	T	55176		7EQ	4630
T	A 39648	3	E7HZ	4209-R	T	A 39958	1	E7HZ	4209-CF	T	55176 C		A8TZ	4630-A
T	A 39650	1	E9HZ	4209-G	T	A 39962	1	E7HZ	4209-CG	T	55187		7EQ	4621
T	A 39652	1	E7HZ	4209-AP	T	A 39964	1	E7HZ	4209-CH	T	55187 C		A8TZ	4621-B
T	A 39652	3	E7HZ	4209-W	T	A 39968	1	E7HZ	4209-CJ	T	55200		7EQH	4621
T	A 39658	1	E9HZ	4309-N	T	A 39970	1	E7HZ	4209-CK	T	55200 C		A8TZ	4621-A
T	A 39660	1	E9HZ	4309-P	T	A 39974	1	E7HZ	4209-CL	T	55443		7EQ	4616
T	A 39662	1	E9HZ	4309-R	T	A 40012	1	E8HZ	4209-V	T	65200		C1TT	4307-A
T	A 39664	1	E9HZ	4309-X	T	A 40014	1	E8HZ	4209-Y	T	65225		B8QH	4221-D
T	A 39666	1	E9HZ	4309-Y	T	A 40016	1	E8HZ	4209-S	T	65237		8Q	4630
T	A 39672	1	E9HZ	4309-Z	T	A 40024	1	E9HZ	4209-R	T	65320		C1TT	4527-A
T	A 39698	1	E7HZ	4209-F	T	A 40030	1	E9HZ	4209-E	T	65390		C1TT	4525-A
T	A 39700	1	E7HZ	4209-G	T	A 40048	1	E7HZ	4209-AF	T	65500		8Q	4628-A
T	A 39702	1	E7HZ	4209-H	T	A 40048	3	E7HZ	4209-L	T	66225		C3TZ	4621-H
T	A 39704	1	E7HZ	4209-J	T	A 40066	1	E8HZ	4209-A	T	66462		C3TZ	4616-H
T	A 39706	1	E7HZ	4209-K	T	A 40066	3	E8HZ	4209-T	T	68450		B8QH	4221-F
T	A 39726	1	E7HZ	4209-X	T	A 40084	1	E7HZ	4209-AH	T	RV 71013		C1TT	4558-A
T	A 39728	1	E7HZ	4209-Y	T	A 40084	3	E7HZ	4209-N	T	RV 71016			371928-S
T	A 39730	1	E7HZ	4209-Z	T	A 40104	1	E9HZ	4209-S	T	RV 71024		C1TT	4558-C
T	A 39732	1	E7HZ	4209-AA	T	A 40106	1	E9HZ	4209-T	T	72188		C1TT	4621-C
T	A 39734	1	E7HZ	4209-AB	T	A 40110	1	E9HZ	4209-A	T	72188 C		C1TZ	4621-A
T	A 39738	1	E8HZ	4209-W	T	A 40118	1	E9HZ	4209-B	T	72200		B8QH	4621-D
T	A 39740	1	E8HZ	4209-X	T	A 40122	1	E9HZ	4209-C	T	72212		B8QH	4621-A
T	A 39742	1	E7HZ	4209-AC	T	A 40138	1	E7HZ	4209-AL	T	72487		B8QH	4616-A
T	A 39744	1	E7HZ	4209-AD	T	A 40138	3	E7HZ	4209-S	T	78215		B8QH	4621-E

**1980/
FORD TRUCK PARTS**

ROCKWELL (TIMKEN) AXLE and RELATED PART NUMBERS

C O D E	VENDOR PART NUMBER		FORD PART NUMBER		C O D E	VENDOR PART NUMBER		FORD PART NUMBER		C O D E	VENDOR PART NUMBER		FORD PART NUMBER	
T	78551		B8QH	4616-D	T	028516	1	E6HZ	4537-AC	T	070331	1	E6HZ	4851-B
T	HM 88510		B5A	4616-B	T	028517	0	E6HZ	4537-AD	T	070360	5	E6HZ	4045-A
T	HM 88542		B5A	4621-B	T	028518	8	E6HZ	4537-AE	T	070363	0	E6HZ	4045-B
T	HM 89410		TBAA	4616-A	T	028519	6	E6HZ	4537-AF	T	070849	6	E6HZ	4072-A
T	HM 89443		TBAA	4621-A	T	028520	0	E6HZ	4537-AG	T	082173	0	E6HZ	4216-B
T	HM 89444		C6AZ	4630-A	T	028521	8	E6HZ	4537-AH	T	082196	9	E6HZ	4558-B
T	S 91014			91273-S18	T	028522	6	E6HZ	4537-AJ	T	082200	0	E6HZ	4323-A
T	ER 97393		D0HZ	3K559-A	T	028523	4	E6HZ	4537-AK	T	082253	1	C8TZ	4560-A
T	CP82N HB		D3HZ	4635-D	T	028524	2	E6HZ	4537-AL	T	082365	1	E6HZ	4216-A
T	CPCVS		C8HZ	3815-A	T	028525	0	E6HZ	4537-AM	T	082366	0	E6HZ	4558-A
T	CPL6S-14		C5TZ	3815-A	T	028526	9	E6HZ	4537-AN	T	082377	5	E6HZ	4323-C
T	CPL6S-22		C6TZ	3815-B	T	028527	7	E6HZ	4537-AP	T	082802	5	E6HZ	4323-B
T	CPL6S-24		C7TZ	3815-A	T	028528	5	E6HZ	4537-AR	T	082842	4	E6HZ	4323-D
T	CPL6S-9		C6TZ	3815-A	T	028529	3	E6HZ	4537-AS	T	082858	0	E6HZ	4K034-A
T	003019 8		E6HZ	4067-D	T	028530	7	E6HZ	4537-AT	T	085082	9	E6HZ	4K229-A
T	003041 4		E6HZ	4067-C	T	028531	5	E6HZ	4537-AV	T	085083	7	E6HZ	4K229-B
T	003063 5		E6HZ	4067-B	T	028532	3	E6HZ	4537-AW	T	085130	2	E6HZ	4143-A
T	003064 3		E6HZ	4067-A	T	028533	1	E6HZ	4537-AX	T	088001	9	D7HZ	4A142-A
T	003204 2		C6TZ	4627-A	T	028534	0	E6HZ	4537-AY	T	088050	7	E6HZ	4320-A
T	009012 3		E6HZ	4228-A	T	028535	8	E6HZ	4537-AZ	T	088077	9	E6HZ	4L034-A
T	009013 1		C1TT	4228-D	T	028536	6	E6HZ	4537-BA	T	088144	9	E6HZ	4A142-A
T	009027 1		E6HZ	4L229-A	T	028537	4	E6HZ	4537-BB	T	088273	9	D3HZ	4320-D
T	009062 0		E6HZ	4326-D	T	028538	2	E6HZ	4537-BC	T	095124	2	E6HZ	4N301-B
T	009111 1		E6HZ	4230-A	T	028539	0	E6HZ	4537-BD	T	095125	0	E6HZ	4N301-A
T	009112 0		C1TT	4230-D	T	028540	4	E6HZ	4537-BE	T	098006	4	D8HZ	4625-A
T	009313 0		E6HZ	4326-B	T	028770	9	E6HZ	4537-A	T	098034	0	C7AZ	4628-A
T	009408 0		2Q	4637-A	T	028771	7	E6HZ	4537-B	T	098052	8	C7AZ	4630-A
T	009411 0		E6HZ	4326-A	T	028772	5	E6HZ	4537-C	T	098074	9	7EQH	4616
T	009415 3		E6HZ	4326-C	T	028773	3	E6HZ	4537-D	T	098076	5	A8TZ	4621-A
T	009434 0		D7HZ	4A147-A	T	028774	1	E6HZ	4537-E	T	098084	6	TBAA	4628-A
T	009713 6		E6HZ	4146-A	T	028775	0	E6HZ	4537-F	T	098142	7	D8HZ	4222-A
T	018028 9		E6HZ	4K022-B	T	028776	8	E6HZ	4537-G	T	098144	3	D8HZ	4221-A
T	018029 7		E6HZ	4K022-A	T	028777	6	E6HZ	4537-H	T	098171	0	E6HZ	4221-A
T	021010 2		E6HZ	4022-A	T	028778	4	E6HZ	4537-J	T	098172	9	C3TZ	4222-C
T	021107 9		D8HZ	4N282-B	T	028779	2	E6HZ	4537-K	T	098289	0	D7HZ	4621-A
T	023226 2		E6HZ	4141-A	T	028780	6	E6HZ	4537-L	T	098341	1	E6HZ	4625-A
T	023234 3		E6HZ	4127-A	T	033809	5	E6HZ	4010-A	T	098353	5	D8HZ	4424-A
T	023237 8		E6HZ	4614-A	T	033813	3	E6HZ	4010-B	T	098354	3	8Q	4221-A
T	023340 4		E6HZ	4614-B	T	033979	2	E6HZ	4010-D	T	098355	1	D8HZ	4222-C
T	023363 3		E6HZ	4027-B	T	033980	6	E6HZ	4010-E	T	098356	0	8Q	4222-A
T	023364 1		E6HZ	4027-A	T	038049	0	E6HZ	4204-B	T	101431	5	E6HZ	4234-A
T	024098 2		E6HZ	4141-B	T	038051	2	E6HZ	4204-A	T	101437	4	E6HZ	4234-B
T	024862 2		E6HZ	4127-B	T	038065	2	E6HZ	4237-A	T	104059	6	E6HZ	4676-A
T	027288 4		7EQ	4662-C	T	038067	9	E6HZ	4237-B	T	104060	0	E6HZ	4676-B
T	027290 6		7EQ	4662-A	T	038096	2	E6HZ	4149-A	T	110058	0	E6HZ	4N149-A
T	028503 0		E6HZ	4537-M	T	039895	0	E6HZ	4209-A	T	MS 208016	1	E8HZ	4560-D
T	028504 8		E6HZ	4537-N	T	039896	9	E6HZ	4209-B	T	MS 208020	1	E7HZ	4P123-A
T	028505 6		E6HZ	4537-P	T	043007	2	E6HZ	4211-A	T	MS 208045	1	E9HZ	4560-A
T	028506 4		E6HZ	4537-R	T	043009	9	E1HZ	4211-A	T	MS 208045	A1	E8HZ	4216-B
T	028507 2		E6HZ	4537-S	T	051377	6	E6HZ	4200-A	T	MS 210016	1	E8HZ	4K046-A
T	028508 0		E6HZ	4537-T	T	051379	2	E6HZ	4200-B	T	MS 210020	1	E8HZ	4560-B
T	028509 9		E6HZ	4537-V	T	056148	7	E6HZ	4029-B	T	MS 210045	A1	E9HZ	4216-B
T	028510 2		E6HZ	4537-W	T	056215	7	E6HZ	4029-A	T	HM 212011		B9TT	1202-A
T	028511 0		E6HZ	4537-X	T	058089	9	E6HZ	4055-B	T	MS 212040	1	E7HZ	4560-A
T	028512 9		E6HZ	4537-Y	T	058090	2	E6HZ	4055-A	T	HM 212044		B9TT	1201-A
T	028513 7		E6HZ	4537-Z	T	058151	8	E6HZ	4229-B	T	MS 212045	1	E7HZ	4560-B
T	028514 5		E6HZ	4537-AA	T	058247	6	E6HZ	4229-A	T	HM 212049		C1TT	1240-A
T	028515 3		E6HZ	4537-AB	T	070328	1	E6HZ	4851-A	T	MS 212090	A1	E7HZ	4216-C

**1980/
FORD TRUCK PARTS**

ROCKWELL (TIMKEN) AXLE and RELATED PART NUMBERS

C O D E	VENDOR PART NUMBER		FORD PART NUMBER		C O D E	VENDOR PART NUMBER		FORD PART NUMBER		C O D E	VENDOR PART NUMBER		FORD PART NUMBER	
T	MS 216110 A1	E8HZ	4216-A	T	M 804010	C8TZ	4616-A	T	M 903310	TDAA	4628-A			
T	HM 313843	C6TZ	4621-A	T	M 804049	C8TZ	4621-A	T	M 903345	TDAA	4630-A			
T	LM 501310	B7A	4222-A	T	HM 804810	TBAA	4628-A	T	CP141N	C5TZ	4635-G			
T	LM 501349	B7A	4221-A	T	HM 804840	TBAA	4629-A	T	CPLS6S-10	C3TZ	3815-A			
T	HH 506310	C3TZ	4527-A	T	HM 804843	C5TZ	4621-A	T	L6N171-1	C5TZ	3814-B			
T	HH 506348	C3TZ	4525-A	T	HM 807010	B8QH	4616-C	T	CVSYS14-1	C8HZ	3814-A			
T	JM 511910	D3TZ	4222-A	T	HM 807040	C1TT	4630-C	T	L6NLS20-40	C6TZ	3A526-K			
T	HM 516410	B8QH	4222-B	T	HM 807044	B9TT	4621-A	T	L6NYR16-36	C3TZ	3814-A			
T	HM 516449	B8TZ	4221-A	T	HM 807046	B8QH	4621-C	T	L6NYS12-19	C6TZ	3814-A			
T	LM 603010	B7A	4222-B	T	HM 813810	C1TT	4628-A	T	L6NYS12-27	C6TZ	3814-C			
T	LM 603011	B7A	4222-B	T	HM 813842	C5TZ	4630-A	T	L6NYS12-39	D0HZ	3814-B			
T	HM 715311	B8QH	4616-B	T	HM 813843	C6TZ	4621-A	T	L6NYS13-31	E0HZ	3814-A			
T	H 715334	C1TT	4621-A	T	HM 813844	C1TT	4630-A	T	L6NYS14-17	C5TZ	3814-A			
T	H 715343	C1TT	4630-B	T	HM 903210	B9TT	4616-A	T	L6NYS14-17	C4TZ	3814-A			
T	HM 715345	B8QH	4621-B	T	HM 903244	D2TZ	4630-A	T	L6NYS14-81	D0HZ	3814-A			
T	HM 803110	B6D	4616-A	T	HM 903249	B9TT	4621-B	T	L6NYS16-64	C6TZ	3814-B			
T	HM 803146	B5D	4630-A											

**1980/
FORD TRUCK PARTS**

TRW TRANSMISSION and RELATED PART NUMBERS

C O D E	VENDOR PART NUMBER	FORD		C O D E	VENDOR PART NUMBER	FORD		C O D E	VENDOR PART NUMBER	FORD	
		PART NUMBER	PART NUMBER			PART NUMBER	PART NUMBER			PART NUMBER	PART NUMBER
TR	L 8 MN-17-X-3	D8HZ	7E093-A	TR	A 14 BU-105	D8HZ	7K192-A	TR	L24 VC 123	E4HZ	3332-B
TR	A 10 BU-100	D8HZ	7K192-B	TR	M 14 SVX-4300-A-12	D8HZ	7228-A	TR	12 13473 01	E9TZ	3304-D
TR	M 10 DW-29	D8HZ	7K229-A	TR	M 20 MK-36-X-1	D8HZ	7340-A	TR	12 13474 01	E9TZ	3304-E
TR	M 10 DW-31	D8HZ	7K229-B	TR	M 20 MM-14-A-11	D8HZ	7B013-A	TR	12 13478 01	E9TZ	3A131-C
TR	M 10 MN-96	D8HZ	7K453-A	TR	M 20 TM-120-A-11	D8HZ	7210-A	TR	12 13479 01	E9TZ	3A131-D
TR	M 11 MG-6	D8HZ	7220-A	TR	M 20 TM-120-B-11	D8HZ	7210-B	TR	12 13480 01	E9TZ	3A130-B
TR	M 13 MG-1	D8HZ	7E397-A	TR	L24 VC 109	E4HZ	3332-A	TR	12 13481 01	E9TZ	3A130-C

**1980/
FORD TRUCK PARTS**

VICTOR PRODUCTS and RELATED PART NUMBERS

C O D E	VENDOR PART NUMBER		FORD PART NUMBER		C O D E	VENDOR PART NUMBER		FORD PART NUMBER		C O D E	VENDOR PART NUMBER		FORD PART NUMBER	
V	ER 6945		D2TZ	7B215-B	V	62871		C6TZ	1175-B	V	62927		C7TZ	1175-A
V	46477		C8TZ	1177-A	V	62872		A8TZ	1175-B	V	64494		D5HZ	7B215-A
V	49276 SE		C6TZ	1175-A	V	62873		B2TZ	1175-A					

1980/
FORD TRUCK PARTS

WARNER TRANSMISSION and RELATED PART NUMBERS

C O D E	VENDOR PART NUMBER	FORD PART NUMBER	C O D E	VENDOR PART NUMBER	FORD PART NUMBER	C O D E	VENDOR PART NUMBER	FORD PART NUMBER
W	1 1/2		W	X 4038	BB 7118-A	W	4738 H	C2AZ 7713-C
W	C 14 2	C1TT 7210-L	W	X 4044	BB 7120-A	W	4740 C	C5AZ 7034-A
W	1AT 19 80	C8TZ 7124-E	W	ASK 4357 CJ	C2OA 7A039-A	W	4741	8MTH 7031
W	R 1-9	8L 7672-A	W	SK 4357 CJ-1451/2	C2OZ 7086-A	W	4741 J	C5AZ 7121-A
W	B 108 A	E3TZ 7025-C	W	SK 4357 CJ-146	C2OA 7661-A	W	4741 L	C5AZ 7118-A
W	B 207 BFG	C8TZ 7025-C	W	SK 4357 CJ-15	C2OA 7690-A	W	4741 R	EOHZ 7193-A
W	B 308 AG	7EQ 7065	W	SK 4357 CJ-16	C2OA 7017-A	W	4745	8D 7064-A
W	B 308 AMG	C4TZ 7065-A	W	SK 4357 CJ-2A	C2OA 7749-A	W	4745 A	8D 7064-B
W	B 308 AMGS	8MTH 7025	W	SK 4357 CJ-8	C2OA 7660-A	W	4745 B	8D 7064-C
W	R 6-6	8L 7653	W	SK 4357 DT-14B	C2DZ 7107-A	W	4745 C	8D 7064-D
W	T 8-6 1/2	BB 7030	W	SK 4357 DT-14H	C2DZ 7107-B	W	4745 D	8MTH 7160
W	T 8-7 1/2	BB 7070	W	SK 4357 FG-16	C4AZ 7017-A	W	4745 E	8MTH 7070
W	C11 4E	C2TZ 7B109-A	W	4418	BB 7245	W	4746	8D 7059
W	F 1-42	B3C 7145-A	W	ASK 4427 EE-40B	C2AZ 7280-B	W	4747	8J 7239
W	R 1-46 1/2	16H 7676	W	SK 4444 20A	C0TZ 7241-A	W	4747 A	358311-S
W	R 1-84 A	A8T 7248-A	W	4495	BB 7045	W	4747 B	358328-S
W	R 10-6	16H 7653	W	4496 K	BB 7220-A	W	4750	A8T 7234-A
W	AR 11-1 R	C1AA 7A040-A	W	4496 L	8MTH 7220	W	4757	A8T 7156-A
W	AR 11-1 W	C5TZ 7A039-E	W	4497	BB 7228	W	4766	E7TZ 7917-D
W	R 11-1 P	B8AZ 7A039-C	W	4497 H	8MTH 7228	W	4766 B	E3TZ 7917-G
W	AR 11-2 BC	B7A 7680-A	W	4498 B	B 7227	W	4770 D	C5TZ 7341-A
W	AR 11-2 K	B8A 7749-A	W	4499 A	B 7221	W	4771 D	C5TZ 7343-B
W	AR 11-2 M	C1AA 7749-A	W	4499 B	D2TZ 7B125-A	W	4772 D	371702-S
W	AR 11-2 P	C5TZ 7749-A	W	4501 A	BB 7155	W	4773	B3C 7161-A
W	AR 11-4	8L 7670	W	SK 4516 FF-8	C3AZ 7113-F	W	4775 L	371887-S
W	R 11-7 1/2	C9TZ 7656-A	W	SK 4516 QE-11	C3AZ 7B340-C	W	4775 S	375646-S2
W	R 11-8 D	B7A 7660-A	W	SK 4516 QE-31	C3AZ 7102-G	W	4776 A	350673-S
W	C 14-2 B	C1TT 7210-AF	W	SK 4516 QE-S	C3AZ 7113-K	W	4804 C	B7A 6927-A
W	AT 16-2 1/2	C5AZ 7124-B	W	4544 P	357599-S2	W	4804 M	87020-S94
W	AT 18-1 E	C5TZ 7006-H	W	4547 QQ	01T 7089	W	4816	B6C 7064-A
W	T 18-1	D0TZ 7006-A	W	4559 A	8MTH 7064-A	W	4816 A	B6C 7064-B
W	T 18-1 A	C5TZ 7006-G	W	4559 B	8MTH 7064-B	W	4816 B	B6C 7064-C
W	T 18-2	D0TZ 7061-E	W	4559 C	8MTH 7064-C	W	4816 C	B6C 7064-D
W	T 18-2 A	C5TZ 7061-G	W	4559 D	8MTH 7064-D	W	4828 F	D2TZ 7156-A
W	T 18-2 F	C8TZ 7061-A	W	4572 D	353096-S	W	4830	C2AZ 7120-B
W	T 18-2 H	C8TZ 7061-J	W	4607 C	C5TZ 7085-A	W	4840 G	E3TZ 7120-A
W	T 18-3	C5TZ 7111-A	W	4607 D	C6TZ 7085-K	W	4840 J	E0TZ 7127-C
W	T 18-5	C5TZ 7343-C	W	4652 JJ	C5TZ 17288-A	W	4852 D	C5TZ 7119-A
W	T 18-6	C5TZ 7050-H	W	4653 A	8A 7667-A	W	4898	B9AP 7A011-A
W	AT 18-7	C5TZ 7085-B	W	4653 B	8A 7667-B	W	4898 A	B8AZ 7A011-A
W	T 18-7 A	C4TZ 7085-E	W	4653 C	8A 7667-C	W	4907	C2AZ 7C174-E
W	T 18-8	C5TZ 7113-E	W	4653 D	B5A 7667-A	W	4907 A	C2AZ 7C174-F
W	AT 19-1	C8TZ 7006-A	W	4671	16H 7667-A	W	4913	C5TZ 7089-B
W	AT 19-1 1/2	C8TZ 7505-D	W	4671 A	16H 7667-B	W	4913 B	C8TZ 7B198-A
W	AT 19-2 1/2	C8TZ 7124-F	W	4671 C	16H 7667-D	W	4913 C	C5TZ 7089-B
W	T 19-2	C8TZ 7061-G	W	4671 D	16H 7667-E	W	4957 BFG	C5TZ 7025-A
W	T 19-2 1/2	C8TZ 7105-A	W	4682 AF	C5TZ 7109-A	W	5052 AMG	C5TZ 7025-B
W	T 19-6	C8TZ 7050-E	W	4682 AH	C5TZ 7109-B			8MTH 7025
W	T 19-7	C8TZ 7085-F	W	4682 AJ	C5AZ 7109-A	W	5682 AF	C5TZ 7109-A
W	T 19-7 B	D1TZ 7085-A	W	4682 AM	C8TZ 7109-A	W	R 6-93	8L 7654
W	T 19-8	C8TZ 7113-E	W	4682 AN	C8TZ 7109-B	W	6003	C8TZ 7160-B
W	X 3204	8A 7065	W	4682 J	B5A 7109-A	W	6003 A	C8TZ 7160-C
W	X 3204 G	8A 7025	W	4734	8L 7064-A	W	6003 B	C8TZ 7160-D
W	X 3206	BB 7025	W	4734 A	8L 7064-B	W	R 6A-7 1/2	E3TZ 7917-A
W	X 3206 MG	8D 7025	W	4734 B	8L 7064-C	W	T 8-23	BB 7230
W	X 3220 G	8D 7065	W	4734 C	8L 7064-D	W	T 8-24	BB 7231
W	X 3221 G	7EQ 7065	W	4734 D	B5A 7064-A	W	T 8-28 A	BB 7115-A
W	X 3244 G	8MTH 7025	W	4734 E	B5A 7064-B	W	T 8-2A	BB 7061

**1980/
FORD TRUCK PARTS**

WARNER TRANSMISSION and RELATED PART NUMBERS

C O D E	VENDOR PART NUMBER	FORD PART NUMBER	C O D E	VENDOR PART NUMBER	FORD PART NUMBER	C O D E	VENDOR PART NUMBER	FORD PART NUMBER
W	T 8-51	BB 7243	W	AR 10B-4	56H 7670	W	T 18-24	C6TZ 7231-D
W	T 8-52	BB 7244	W	AR 10B-5	B7A 7665-A	W	T 18-24 A	C8TZ 7231-F
W	T 8-86	BB 7233	W	T 10B-7	C2AZ 7A039-C	W	T 18-31	C5TZ 7102-C
W	T 8-99 A	BB 7242	W	T 10B-8	C2AZ 7113-C	W	T 18-32	C5TZ 7128-A
W	T 86-6 1/2	B5A 7026-A	W	4AR 10B-9	AB 7665-A	W	T 18-37	D1TZ 7232-A
W	T 86-7 1/2	E0TZ 7917-F	W	AR 10F-1 C	B7AZ 7A039-C	W	T 18-38	C8TZ 7279-A
W	T 86-7 1/2A	8M 7030-B	W	AR 10F-2	AB 7749-A	W	T 18-40	C6TZ 7247-A
W	T 86-7 1/2B	8M 7030-C	W	AR 10F-2 B	C1AA 7749-B	W	1AT 18-80	C6TZ 7124-D
W	T 86-7 1/2C	8M 7030-D	W	R 10F-8 A	B5A 7660-A	W	AT 18-80	C6TZ 7124-C
W	T 8C-3	51 7111	W	R 10F-8 B	B5A 7660-B	W	AT 18-80 A	C6TZ 7124-F
W	T 8C-6	51 7050-B	W	T 10H-1	C2AZ 7005-B	W	T 18-99	C7TZ 7242-B
W	T 8C-8 A	BB 7113-A	W	T 10H-2	C3OZ 7061-C	W	T 18-99 A	C8TZ 7242-A
W	T 8D-1 A	59T 7006	W	T 10H-2 A	C3DZ 7061-B	W	AT 18B-1 A	C7TZ 7006-A
W	T 8D-2 B	01T 7061-A	W	T 10H-2 B	C5DZ 7061-A	W	AT 18B-1 E	C5TZ 7006-H
W	T 9-42	79 7234	W	T 10H-7	C3OZ 7A039-D	W	T 18B-1	C7TZ 7005-A
W	R 9-74	16H 6929	W	T 10H-7 A	C3DZ 7A039-B	W	T 18B-2	C7TZ 7061-A
W	T 97-6 1/2	8D 7026	W	T 10H-7 B	C5ZZ 7A039-E	W	T 18B-2 A	C7TZ 7061-E
W	T 98-1	8MTH 7006-C	W	T 10H-7 C	C5DZ 7A039-A	W	T 18B-8	C7TZ 7113-A
W	T 98-1 R	B6C 7006-A	W	T 10H-8	C3OZ 7113-B	W	AT 19-10	C8TZ 7141-A
W	AC 98-2 D	8MWH 7210	W	T 10H-8 A	C3OZ 7113-C	W	T 19-10	C8TZ 7141-A
W	AC 98-2 E	8MTH 7210-B	W	T 10J-8	C3AZ 7113-E	W	T 19-11	C8TZ 7101-B
W	AC 98-2 K	TEAA 7210-A	W	T 10J-8 A	C3AZ 7113-L	W	T 19-12	C8TZ 7100-F
W	AC 98-2 V	B3T 7210-A	W	AR 10L-1 A	C2OZ 7A039-E	W	T 19-14	C8TZ 7107-D
W	AC 98-2 X	B3T 7210-B	W	AR 10L-2 A	C4AZ 7749-A	W	T 19-15	C8TZ 7105-B
W	T 98-2	8MTH 7061-B	W	AR 10L-2 B	C5OZ 7749-A	W	T 19-16	C8TZ 7017-H
W	T 98-3	8MTH 7111	W	R 10L-8 A	C5AZ 7660-A	W	T 19-16 A	C8TZ 7017-M
W	T 98-5	2MTH 77403-A	W	T 10L-8	C3AZ 7113-H	W	T 19-20	C8TZ 7241-D
W	T 98-6	8MTH 7050	W	T 10Q-2	C6ZZ 7061-A	W	T 19-21	C8TZ 7240-E
W	T 98-8	8MTH 7113	W	T 10Q-8	C6ZZ 7113-A	W	T 19-23	C8TZ 7230-B
W	T 10-10 A	C2AZ 7141-A	W	AR 11-13	8L 7662	W	T 19-24	C8TZ 7231-H
W	R 10-11	16H 7666-A	W	R 11-15 A	B7A 7690-A	W	T 19-28	C8TZ 7115-A
W	R 10-11 A	16H 7666-B	W	R 11-21	8L 7684	W	T 19-31	C8TZ 7176-B
W	R 10-11 B	16H 7666-C	W	R 11-25	8L 7683	W	T 19-38	C8TZ 7279-B
W	T 10-12	C2AZ 7100-A	W	R 11-26	8L 7681	W	T 19-46	C8TZ 7142-E
W	T 10-15	C1AA 7106-A	W	AR 11-30	8L 7673	W	T 19-48	C8TZ 7155-A
W	R 10-19	16H 7654	W	AR 11-30 C	C5AZ 7673-A	W	T 19-51	C8TZ 7409-A
W	T 10-23	C2AZ 7230-A	W	AR 11-46	8L 7675	W	T 19-54	C8TZ 7243-A
W	R 10-24	16H 7685	W	AR 11-46 A	C5AZ 7675-A	W	T 19-55	C8TZ 7K179-A
W	T 10-24	C2AZ 7231-A	W	1AR 11-62		W	T 19-80	C8TZ 7124-E
W	T 10-26	C2AZ 7120-A	W	AR 11-62	B6A 6916-A	W	T 19-81	C8TZ 7124-E
W	R 10-29	16H 7674	W	AR 11-62 C	C8TZ 6916-A	W	T 19-82	C8TZ 7A044-C
W	T 10-30	C2AZ 7029-A	W	AR 11-72	8M 6919-A	W	T 19-83	C8TZ 7107-C
W	T 10-31	C2AZ 7102-A	W	AR 11-72 A		W	T 19-99	C8TZ 7242-D
W	T 10-33	C2AZ 7C115-A	W	AR 11-72 Q	C5TZ 6919-A	W	21199 J	C6TZ 7089-A1
W	AT 10-34 C	C2AZ 7141-B	W	R 11-77 D	B3TZ 7A034-A	W	21867 J	C6TZ 7089-B1
W	T 10-35	C2AZ 7140-A	W	13779	E0TZ 7017-A			34809-S8
W	2AT 10-40	C2AZ 7280-A	W	T 16-13	C5AZ 7A044-A	W	3-110 A	C5TZ 7052-B
W	3AT 10-40	C2AZ 7282-A	W	T 16-32	C5AZ 7119-C	W	AS 4-T10 Q	C6ZZ 7003-C
W	AT 10-40 A	C2AZ 7282-A	W	T 16-83	C8TZ 7107-D	W	R 6-177	16H 7679
W	2AT 10-41	C2AZ 7282-B	W	AT 18-10	C5TZ 7141-C	W	T 7-150	B9TT 7166-C
W	T 10-42	C2AZ 7234-A	W	T 18-11	C5TZ 7101-A	W	R 7B-21	16H 7769
W	AR 10-46	16H 7675	W	T 18-12	C5TZ 7100-C	W	R 7C-18	26H 7693
W	T 10-46 A	C2AZ 7100-B	W	T 18-16 1/2	C5TZ 7017-L	W	T 8-136	BB 7043
W	T 10-63	C2AZ 7071-A	W	T 18-16 A	C5TZ 7017-L	W	T 85B-3	8L 7111
W	AT 10-80	C2AZ 7124-B	W	T 18-16 L	C8TZ 7017-R	W	T 85B-7 1/2	8L 7030-A
W	T 10-88 A	C2AZ 7149-A	W	T 18-20	C8TZ 7241-B	W	T 85B-7 1/2A	8L 7030-B
W	T 10B-1	C2AZ 7005-A	W	T 18-21	C8TZ 7240-B	W	T 85B-7 1/2B	8L 7030-C
W	T 10B-2	C2AZ 7061-A	W	T 18-23	C6TZ 7230-C	W	T 85B-7 1/2C	8L 7030-D

1980/
FORD TRUCK PARTS

WARNER TRANSMISSION and RELATED PART NUMBERS

C O D E	VENDOR PART NUMBER	FORD PART NUMBER	C O D E	VENDOR PART NUMBER	FORD PART NUMBER	C O D E	VENDOR PART NUMBER	FORD PART NUMBER
W	T 85B-7 1/2D	8L 7030-E	W	T 89C-6	B6C 7050-B	W	T 98-51 A	A8T 7235-A
W	T 85C-2 D	B5A 7061-F	W	AT 89C-7	B6C 7085-A	W	T 98-54	8MTH 7243-C
W	T 85D-1	B7A 7006-A	W	AT 89C-7 A	B6D 7085-B	W	T 98-54 N	B6C 7243-A
W	T 85D-6 B	C1AA 7050-A	W	T 89C-8 A	B8TZ 7113-A	W	T 98-55	A8T 7236-A
W	AT 85N-1 B	C8TZ 7006-B	W	AT 89F-1 B	C5TZ 7006-L	W	T 98-55 N	B6C 7236-A
W	T 85N-1 A	B7AZ 7006-A	W	AT 89F-1 C	C5TZ 7006-K	W	T 98-63	8MTH 7056
W	T 85N-6	C5TZ 7050-D	W	T 89F-1	C5TZ 7006-F	W	T 98-65	A8T 7189-A
W	T 85N-8	C5TZ 7113-C	W	T 89F-1 A	C5TZ 7006-E	W	2AT 98-80	C5TZ 7124-E
		C5TZ 7113-F	W	T 89F-6	C5TZ 7050-C	W	T 98-80	8MTH 77157
W	T 85P-6	C5AZ 7050-D	W	T 89F-8	C5TZ 7113-B	W	TA 98-80	A9TZ 7124-A
W	T 86-26	8A 7118			C5TZ 7113-G	W	T 98-82	B3C 7164-A
W	6AT 86A-2 1/2F	C1TR 7124-A	W	AT 8A-20	BB 7246	W	T 98-83	8MTH 7175-B
W	T 86C-8 B	B5A 7113-D	W	T 8A-21	BB 7240	W	T 98-84 A	C9TZ 7228-A
W	T 86E-1 N	B5A 7006-E	W	T 8A-35	BB 7140	W	T 98-85 A	8MTH 7143-B
W	T 86E-2 N	B5A 7061-G	W	T 8C-11 A	BB 7101	W	T 98-87 A	8MTH 7482
W	T 86E-3	B5A 7111-B	W	T 8C-12 A	BB 7100	W	T 98-99	8MTH 7242-B
W	T 86F-1	B6A 7006-C	W	T 8C-16 A	BB 7017-A	W	T 98A-1 A	B7T 7006-A
W	T 86F-6 A	B7A 7050-E	W	T 8C-42	BB 7234	W	AC 98A-2 A	B7Q 7210-A
W	T 86F-8	B6A 7113-C	W	T 8D-30	59T 7129-A	W	AC 98A-2 B	B7C 7210-A
W	T 86G-2 A	B9TT 7061-D	W	AC 8G-2A	41T 7210-A	W	AC 98A-2 BB	C1TZ 7210-B
W	T 86G-6	B7C 7050-A	W	AC 8G-2E		W	AC 98A-2 D	C1TZ 7210-A
W	T 86G-8	B7C 7113-A	W	AC 8G-2G	7RW 7210-A	W	AC 98A-2 DD	C1TZ 7210-A
W	T 86H-8	B7TZ 7113-B	W	T 8SN-1 A	C5TZ 7006-C	W	AC 98A-2 Q	C0TZ 7210-A
W	T 86J-1	C2AZ 7006-A	W	T 9-150	D2TZ 7166-A	W	T 98A-2 A	B9C 7061-D
W	T 86J-8	C1AA 7113-B	W	2AT 90A-2 1/2	C1AA 7124-B	W	T 98A-6	B6C 7050-A
W	T 86K-1	C2AZ 7006-B	W	3AT 90A-2 1/2	C1AZ 7124-B	W	T 98A-8	B6TZ 7113-A
W	T 86K-8	C0AA 7113-A	W	AT 90A-2 1/2	B5A 7124-B	W	AT 9A-10	BB 7141
W	T 86W-1	C2AZ 7006-C	W	T 90A-2 1/2	B5A 7105-A	W	T 9A-37	41T 7232
W	T 86W-6	C5AZ 7050-C	W	T 90A-3	B7A 7111-A	W	T 9A-39	41T 7219-A
W	T 87D-1	8J 7006	W	T 90A-6 1/2	8D 7070	W	T 9A-40	41T 7247
W	T 87D-1 A	8D 7006			8L 7026	W	AT 10-107 A	C2AZ 7C386-A
W	T 87D-1 F	TBAA 7006-A	W	1AT 91G-2 1/2	C2AZ 7124-E	W	T 10-145	C2AZ 7051-A
W	1AT 87D-2 1/2C	A8TZ 7124-A	W	T 94-95	01A 7034	W	T 10-145 1/2-C	C2AZ 7086-B
W	AC 87D-2	8W 7210	W	T 95-13	B5AZ 7A044-B	W	T 10-146 A	C2AZ 7086-A
W	AC 87D-2 C	8D 7210-B	W	T 97-26	8D 7120	W	T 10-148 C	C2AZ 7222-A
W	T 87D-2	8J 7061	W	T 97-29	8MTH 7135	W	103565	73757-S
W	T 87D-2 1/2C	8D 7105	W	T 97-35	8MTH 7140	W	103865	87743-S101
W	T 87D-2 A	8D 7061	W	T 97-48	8MTH 7155	W	103892	74113-S
W	T 87D-3	8D 7111	W	T 97-86	B7QH 7235-A	W	T 10A-11	C2AZ 7B340-A
W	T 87D-5	2D 77403-A	W	AT 98-10 A	8MTH 7141-B	W	AR 10B-13	56H 7662
W	T 87D-6	8D 7050	W	T 98-10	8MTH 7141-A	W	T 10B-16	C2AZ 7017-D
W	T 87D-6 H	TBAA 7050-A	W	AT 98-11	8MTH 7101	W	T 10B-16 A	C3AZ 7017-F
W	T 87D-8	8D 7113	W	T 98-11	C5TZ 7101-A	W	R 10B-22	8L 7696
W	T 87E-8	B7Y 7113-A	W	T 98-12	8MTH 7100-B	W	AR 10B-30 A	56H 7673
W	AT 87G-1 A	C5TZ 7006-J	W	T 98-16	8MTH 7017	W	T 10B-37 A	C2AZ 7290-E
W	T 87G-1	C5TZ 7006-D	W	T 98-16 G	TEAA 7017-A	W	T 10B-38	C2AZ 7285-B
W	T 87G-6	C5TZ 7050-E	W	T 98-21	8MTH 7240	W	T 10B-39	C2AZ 7290-D
W	T 88-13 H	B5AZ 7A044-C	W	T 98-23	C8TZ 7230-B	W	T 10C-11	C3AZ 7B340-A
W	T 88-14 F	B5A 7107-A			8MTH 7230-B	W	R 10C-31	C3AZ 7102-D
W	T 88-15 C	B5A 7106-A	W	T 98-24	8MTH 7231-B	W	T 10C-31	C3AZ 7102-D
W	1AT 89A-2 1/2	C5TZ 7124-D	W	T 98-28 A	8MTH 7115-B	W	R 10C-77	B3TZ 7A034-A
		8L 7124	W	T 98-30	8MTH 7119-A	W	T 10E-11	C3AZ 7B340-B
W	4AT 89A-2 1/2	C2AZ 7124-A	W	T 98-31	8MTH 7176-B	W	T 10E-12	C3AZ 7100-F
		C2AZ 7124-C	W	T 98-33	8MTH 7128	W	2AR 10E-23	B5A 7680-B
W	T 89A-2 1/2	8L 7105	W	T 98-37	8MTH 7232-B	W	T 10E-31	C3AZ 7102-E
W	T 89C-1	B6C 7006-B	W	T 98-38	C8TZ 7279-A	W	R 10E-71	8A 7689
W	T 89C-1 A	B6D 7006-B			8MTH 7279-B	W	R 10F-15	AB 7690-A
W	T 89C-2	B6C 7061-A	W	T 98-40	8MTH 7247	W	R 10F-22 B	B5A 7730-A

**1980/
FORD TRUCK PARTS**

CROSS REFERENCE LIST 177

WARNER TRANSMISSION and RELATED PART NUMBERS

C O D E	VENDOR PART NUMBER	FORD PART NUMBER	C O D E	VENDOR PART NUMBER	FORD PART NUMBER	C O D E	VENDOR PART NUMBER	FORD PART NUMBER
W	AR 10F-72 F	B8A 6919-A	W	T 81-137 H	8D 7040	W	T 86F-16 B	B8A 7017-F
W	AR 10F-72 G	B8A 6919-A	W	AT 85AA-1 B	C5AZ 7006-A	W	AT 86G-10	B7C 7141-A
W	R 10F-73 A	B7A 6922-A	W	T 85AA-2 B	C5AZ 7061-E	W	T 86G-10	B7C 7141-A
W	T 10H-11	C3OZ 7B340-A	W	T 85AA-8	C5AZ 7113-D	W	AT 86G-11	B7C 7102-A
W	T 10H-11 A	C3OZ 7B340-B	W	T 85B-13	B5AZ 7A044-A	W	T 86G-12	B7C 7100-A
W	T 10H-12	C2AZ 7100-C	W	T 85B-15	8L 7106	W	T 86G-16	B7C 7017-A
W	T 10H-16	C3OZ 7017-E	W	T 85B-23	8L 7230	W	T 86G-23	B5A 7230-A
W	T 10H-31	C3AZ 7102-H	W	T 85B-24	8L 7231	W	T 86G-24	C5AZ 7231-A
W	T 10H-37	C3DZ 7290-B	W	T 85B-35	8L 7140	W	T 86G-26	C5AZ 7120-A
W	T 10H-37 A	C5ZZ 7290-J	W	T 85B-42	8L 7234	W	T 86H-16	B7C 7017-B
W	T 10H-38	C5ZZ 7285-F	W	T 85B-86	8L 7233-A	W	T 86J-16	B8A 7017-E
W	T 10H-39	C3DZ 7290-C	W	T 85B-86 A	8L 7233-B	W	T 86J-39 A	C2AZ 7290-F
W	T 10H-39 A	C5ZZ 7290-H	W	T 85B-86 B	8L 7233-C	W	T 86J-45	C2AZ 7C175-B
W	T 10J-11	C3AZ 7B340-D	W	T 85B-86 C	8L 7233-D	W	T 86K-16	C0AA 7017-A
W	T 10J-16	C3OZ 7017-F	W	T 85B-87	8L 7235	W	T 86K-16 B	C3AZ 7017-E
W	T 10L-16	C3AZ 7017-G	W	AT 85C-10 B	B5A 7141-C	W	T 86K-16 C	C3AZ 7017-K
W	AR 10L-62	C2OZ 6916-A	W	AT 85C-10 D	C5TZ 7141-B	W	T 86L-38 A	C2OZ 7285-D
W	AR 10L-72	C2OZ 6919-A	W	AT 85C-11 B	B5A 7102-D	W	T 86L-39 A	C2OZ 7290-A
W	R 10L-73	C2OZ 6922-A	W	T 85C-12 B	B5A 7100-B	W	AT 86M-11	C2AZ 7102-B
W	T 10P-10	C6ZZ 7141-A	W	T 85C-12 D	C5TZ 7100-A	W	T 86M-16	C2AZ 7017-F
W	T 10P-11	C6ZZ 7B340-A	W	T 85C-26	MC 7120-B	W	T 86M-23	C2AZ 7230-B
W	T 10P-12	C6ZZ 7A029-A	W	T 85C-38 F	B6C 7285-A	W	AT 86M-40	C2AZ 7280-D
W	T 10P-28	C6ZZ 7115-A	W	T 85C-39	8A 7290-B	W	T 86N-16	C2AZ 7017-E
W	AT 10P-80	C2AZ 7124-H	W	T 85C-39 H	B6C 7290-A	W	T 86P-16	C2OZ 7017-D
		C2AZ 7124-F	W	T 85C-39 J	C2TZ 7290-A	W	T 86P-16 C	C4AZ 7017-B
W	T 10Q-16	C6ZZ 7017-A	W	T 85D-16 A	B8A 7017-G	W	T 86Q-16	C3OZ 7017-C
W	T 10Q-31	C6ZZ 7102-A	W	T 85D-16 D	C3AZ 7017-J	W	AT 86W-46	C5AZ 7C173-B
W	R 11-137	8L 7668	W	T 85D-38 J	C2AZ 7285-A	W	T 870-15 A	8D 7106-B
W	R 11-146 C	B7A 7661-A	W	T 85D-39 L	C2AZ 7290-H	W	AT 87D-10	8D 7141
W	121673		W	1AT 85D-41	C2AZ 7282-C	W	AT 87D-11	8D 7102
W	141275	E5TZ 72262-A	W	AT 85D-41	B7A 7282-B	W	T 87D-11	8D 7102
W	147485	353351-S	W	T 85D-44	C2AZ 7C175-D	W	T 87D-12	8D 7100
W	147487	353081-S	W	AT 85D-46	C2AZ 7C173-D	W	T 87D-14	8D 7107
W	179884	20452-S8	W	AT 85D-46 B	C3AZ 7C173-B	W	T 87D-15 A	8D 7106-A
W	T 18-110	D2TZ 4813-A	W	T 85D-77	B5AZ 7A034-A			8D 7106-B
W	T 18-145 1/2	C5TZ 7086-B	W	T 85G-26	C5AZ 7120-A	W	T 87D-16	8D 7017
W	T 18-145 1/2A	B9TZ 7086-A	W	T 85N-16	C5TZ 7017-D	W	T 87D-16 H	TBAA 7017-A
W	T 18-148 C	C7TZ 7222-B	W	AT 85N-18	C8TZ 7006-B	W	T 87D-20	8D 7241
W	T 18-148 D	C8TZ 7222-D	W	AT 85P-46	C5AZ 7C173-A	W	T 87D-21	8D 7240
W	T 18-148 F	D0TZ 7222-E	W	T 86-166	B5A 7121-A	W	T 87D-23 B	8D 7230-B
W	T 18A-11	C7TZ 7101-A	W	T 866-32	B7TZ 7119-A	W	T 87D-23 C	8J 7230-B
W	T 18B-11	C8TZ 7101-C	W	T 86AA-1 A	C2AZ 7006-D	W	T 87D-23 D	2J 7230-A
W	T 18B-16	C7TZ 7017-A	W	T 86AA-2	C5AZ 7061-C	W	T 87D-24	8D 7231
W	T 18B-16 A	C8TZ 7017-N	W	T 86AA-8	C5AZ 7113-C	W	T 87D-24 A	8J 7231
W	T 18B-31	C7TZ 7176-A	W	T 86C-23	B5A 7230-A	W	T 87D-24 D	2J 7231-A
W	AT 19-102	C9TZ 15520-C	W	T 86D-48	B5A 7155-A	W	T 87D-28	8D 7115
W	T 19-115	C8TZ 7223-D	W	T 86E-10 U	B6A 7141-A	W	T 87D-30	8D 7119-A
W	T 19-148	C8TZ 7222-G	W	AT 86E-11 U	B6A 7102-A	W	T 87D-32	8D 7129
W	T 19-148 A	C8TZ 7222-H	W	T 86E-12 V	B6A 7100-A	W	T 87D-33	8D 7128
W	T 19-148 B	C9TZ 7222-A	W	T 86E-15	C1AA 7106-B	W	T 87D-35	8D 7140
W	T 19-148 C	C9TZ 7222-B	W	T 86E-28 A	B5A 7115-B	W	T 87D-39	8J 7227
W	T 19-148 E	D0TZ 7222-C	W	T 86E-35	B5A 7140-A	W	T 87D-40	2J 7281-A
W	G 323045	C3TZ 7034-A	W	T 86E-38 N	B5A 7285-A	W	T 87D-41	2J 7283-A
		372720-S	W	T 86E-39 N	B5A 7290-B	W	T 87D-42	8D 7234
W	455481	305078-S	W	1AT 86E-41 N	C2AZ 7282-C	W	T 87D-42 A	C1TT 7234-E
W	13 51-134 001	E3ZZ 7F431-B			C2AZ 7282-D	W	T 87D-50 1/2	82Y 7095-A
W	T 53-160 B	BB 7165	W	2AT 86E-41 N	C2AZ 7282-E	W	T 87D-56	8J 7296
W	T 69-137	BB 7062	W	AT 86E-41 N	B5A 7282-C	W	AT 87D-71	8J 7290

July, 1989

COPYRIGHT © 1989 — FORD MOTOR COMPANY — DEARBORN, MICHIGAN

New Issue

**1980/
FORD TRUCK PARTS**

WARNER TRANSMISSION and RELATED PART NUMBERS

C O D E	VENDOR PART NUMBER	FORD PART NUMBER	C O D E	VENDOR PART NUMBER	FORD PART NUMBER	C O D E	VENDOR PART NUMBER	FORD PART NUMBER
W	T 87D-86	2J 7233-A	W	AT 98A-11	B6C 7101-A	W	T 90A-145	B6A 7051-A
W	AT 87E-11	B7Y 7102-A	W	T 98A-16	B6C 7017-C	W	T 98A-148 A	B7T 7222-A
W	T 87E-16	B7Y 7017-A	W	T 98A-24	C8TZ 7231-F	W	T 98A-148 D	C3TZ 7222-D
W	T 87E-32	B7TZ 7119-B	W	ET 98A-31	B6C 7176-A	W	09411592	40914-S
W	T 87E-36 A	C1TT 7241-E	W	T 98A-32	B6TZ 7119-A	W	1000-141 475	E6TZ 7288-C
W	AT 87E-38 H	C1TT 7285-A	W	T 98A-42	C1TT 7234-D	W	1000-183 041	381673-S36M
W	AT 87E-38 J	C1TT 7285-B	W	T 98A-54 N	B6C 7243-A	W	1000-531 011	E7TZ 7B214-A
W	AT 87E-38 K	C1TT 7285-C	W	1AR 10B-105 A	B5A 77685-A	W	11500420	N802503-S
W	AT 87E-38 L	C3TZ 7285-F	W	4AR 10B-105 A	B7A 77685-A	W	11503949	N800670-S
W	AT 87E-39 H	C1TT 7290-A	W	R 10B-137	8A 7668	W	11503961	N801723-S2
W	AT 87E-39 J	C1TT 7290-B	W	R 10C-110	21C 7052-A	W	1300-016 001	E7TZ 7288-A
W	AT 87E-39 K	C1TZ 7290-C	W	R 10F-146 B	B5A 7661-B	W	1300-016 002	E7TZ 7052-A
W	AT 87E-39 L	C3TZ 7290-C	W	R 10L-146 A	C2OZ 7661-A	W	1300-035 001	E7TZ 7C016-A
W	T 87G-16	C5TZ 7017-E	W	1350539 005	E8TZ 7005-J	W	1300-044 009	E7TZ 7B215-B
W	AT 87G-38	C5TZ 7285-B	W	1350672 002	E8TZ 7050-D	W	1300-044 011	E7TZ 7B215-A
W	T 87G-86	70 7233	W	1359672 002	E8TZ 7050-E	W	1300-044 014	E8TZ 7B215-A
W	T 88-134	B5AZ 7A044-C	W	T 54A-172	C5TZ 7D315-A	W	1300-045 001	B9TT 7166-C
W	T 88-136	8L 7040	W	AT 85AA-10	C5AZ 7141-D	W	1300-052 003	E7TZ 7A010-A
W	T 89A-28	8L 7115	W	AT 85AA-10 D	C5TZ 7141-B	W	1300-056 005	USE 354261-S7
W	T 89A-29	8L 7125	W	T 85AA-11	C5AZ 7102-D	W	1300-070 001	E7TZ 7B041-A
W	T 89A-30	8L 7119	W	T 85AA-12	C5AZ 7100-A	W	1300-072 001	E7TZ 7034-A
W	T 89A-32	B5AZ 7119-C	W	T 85AA-28	C5AZ 7115-A	W	1300-127 008	E7TZ 7C191-A
W	T 89A-33	B5AZ 7119-A	W	T 85AA-32	C5AZ 7119-D	W	1300-127 009	E6TZ 7335-A
W	AT 89B-10	B6C 7141-B	W	T 85B-115	8L 7223-A	W	1300-127 010	E8TZ 7065-C
W	T 89B-12	B6C 7100-B	W	T 85B-145	B6C 7051-A	W	1300-130 001	E7TZ 7025-A
W	1AT 89B-40	C2AZ 7280-B	W	T 85B-145 1/2	8L 7086-A	W	1300-130 002	E7TZ 7025-B
W	AT 89B-40	B5A 7280-A	W	T 85B-145 C	B6C 7051-A	W	1300-130 003	E7TZ 7025-C
W	AT 89B-41	B5A 7282-B	W	T 85C-110	B5AZ 7052-A	W	1300-132 012	E7TZ 7120-A
W	AT 89C-11 A	B8C 7102-A	W	T 85D-145 1/2	B7A 7086-A	W	1300-132 015	E7TZ 7120-A
W	T 89C-16	B6C 7017-D	W	T 85K-148	C5TZ 7222-A	W	1300-139 009	E7TZ 7917-A
W	T 89C-54	C5TZ 7052-A	W	T 86AA-11	C5AZ 7102-C	W	1300-139 010	E7TZ 7917-B
W	AT 89F-10	C5TZ 7141-A	W	T 86AA-16	C5AZ 7017-C	W	1300-139 012	E7TZ 7C122-A
W	AT 89F-11	C5TZ 7102-B	W	T 86AA-16 A	C5AZ 7017-D	W	1300-139 027	E7TZ 7917-C
W	T 89F-16	C5TZ 7017-F	W	T 86AA-30	C5AZ 7119-A	W	1300-139 031	E8TZ 7917-A
W	1AT 89F-38	C5TZ 7285-A	W	T 86AA-32	C5AZ 7119-B	W	1300-140 007	E7TZ 7E440-A
W	AT 89F-38	C5TZ 7285-A	W	T 86E-115 N	B5A 7223-A	W	1300-146 003	E7TZ 7C207-A
W	AT 89F-39	C5TZ 7290-A	W	T 86E-145 1/2N	AB 7086-A	W	1300-183 008	E7TZ 7A443-A
W	T 8C-115	BB 7223	W	T 86E-148 E	B5AZ 7222-B	W	1300-183 017	E7TZ 7A443-A
W	T 8G-148 C	41T 7222	W	T 86G-136	B7C 7040-A	W	1300-183 018	E8TZ 7A443-C
W	T 90A-24	B5A 7231-B	W	T 86G-145	B8C 7051-A	W	1300-191 010	BB 7165
W	T 90A-30 A	B5A 7119-C	W	T 86K-148	C5TZ 7222-A	W	1301-045 003	C5TZ 7086-B
W	T 90A-32	B5TZ 7119-C	W	T 87D-108	8J 7288	W	1301-566 010	E0TZ 7A039-H
W	T 90A-33	B5AZ 7119-B	W	T 87D-115	8D 7223	W	1301-566 012	E8TZ 7A039-L
W	2AT 90A-40	B5A 7280-B	W	T 87D-145	8D 7051-A	W	1301-568 001	C5TZ 7111-B
W	3AT 90A-40	C2AZ 7280-C	W	T 87D-145 A	8D 7051-B	W	1301-568 002	C5TZ 7140-A
W	T 90A-42	B5A 7234-A	W	20AT 87D-148 F	C3TZ 7222-E	W	1345-031 004	E1TZ 7B214-D
W	T 90A-42 A	C6TZ 7234-A	W	AT 87D-148 F	B2TZ 7222-A	W	1345-099 006	E9TZ 7F063-A
W	T 90A-86 D	B5A 7233-E	W	T 87D-148	8T 7222	W	1345-100 003	E9TZ 7240-A
W	T 90A-87 A	B5A 7235-A	W	T 87D-148 B	8J 7222	W	1345-130 001	C8TZ 7025-C
W	T 91A-14 A	8L 7107	W	T 87G-145	70 7051	W	1345-183 003	E0TZ 7A291-A
W	T 91A-26	8L 7109	W	T 89A-166	8L 7121	W	1345-565 002	E7TZ 7005-M
W	T 91G-14	C4AZ 7107-A	W	T 89B-108	1A 7288-A	W	1345-598 007	E9TZ 7B106-A
W	T 91G-14 A	C4AZ 7107-E	W	T 89B-148	B5A 7222-A	W	1350-171 004	E7TZ 7024-A
W	T 97-166	7EQH 7193	W	T 89B-148 A	B6C 7222-A	W	1350-565 006	E7TZ 7005-B
W	T 98-115	8MTH 7223	W	T 89C-148	B6C 7222-A	W	1356-014 002	E7TZ 17264-A
W	T 98-145 AorC	8MTH 7051-B	W	T 90A-108	A9AZ 7288-A	W	1356-016 001	SHIPPING
W	T 98-148	8MTH 7222-B	W	T 90A-136	8D 7080	W	1356-034 001	E7TZ 7A210-A
W	T 98-148 C	THAB 7222-A	W	T 90A-136 A	8MTH 7040	W	1356-043 003	E3TZ 7235-B

**1980/
FORD TRUCK PARTS**

CROSS REFERENCE LIST 179

WARNER TRANSMISSION and RELATED PART NUMBERS

C O D E	VENDOR PART NUMBER	FORD PART NUMBER	C O D E	VENDOR PART NUMBER	FORD PART NUMBER	C O D E	VENDOR PART NUMBER	FORD PART NUMBER
W	1356-053 003	E7TZ 17291-A	W	10-00-031 015	D7TZ 7B198-A	W	13-00-127 002	E6TZ 7W073-A
W	1356-053 005	E7TZ 7Z112-A	W	10-00-031 020	E1TZ 7B198-A	W	13-00-140 003	E6TZ 7E440-A
W	1356-055 001	E7TZ 7106-A	W	10-00-031 021	E3TZ 7B214-A	W	13-00-141 009	E6TZ 7288-B
W	1356-055 003	E7TZ 7106-B	W	10-00-031 022	E3TZ 7B214-B	W	13-00-149 002	N620480-S2
W	1356-056 003	E7TZ 14A206-B	W	10-00-041 002	D6AZ 19562-B	W	13-01-000 179	D7TA 7003-BBA
W	1356-056 004	E7TZ 7E215-A	W	10-00-041 002	D6AZ 19562-A	W	13-01-000 180	D7TA 7003-BCA
W	1356-070 002	E7TZ 7B041-A	W	10-00-043 009	D9TZ 7D362-A	W	13-01-027 006	D3TZ 7085-E
W	1356-089 001	E7TZ 7100-A	W	10-00-043 018	E3TZ 7235-B	W	13-01-027 007	D3TZ 7050-F
W	1356-089 002	E7TZ 7D164-A	W	10-00-044 012	E3TZ 7052-B	W	13-01-045 001	D3TZ 7223-A
W	1356-090 002	E7TZ 7100-B	W	10-00-044 023	D9TZ 7052-A	W	13-01-065 007	EOTZ 7006-A
W	1356-090 003	E7TZ 7100-C	W	10-00-044 024	EOHZ 7052-A	W	13-01-065 904	D3TZ 7006-A
W	1356-090 004	E7TZ 7100-E	W	10-00-044 033	E3TZ 7B215-A	W	13-01-066 001	D9TZ 7A039-A
W	1356-096 005	E7TZ 7289-A	W	10-00-044 045	E3TZ 7A294-A	W	13-01-066 004	EOTZ 7A039-D
W	1356-096 006	E7TZ 7289-B	W	10-00-044 046	E3TZ 7B215-B	W	13-01-070 001	D3TZ 7100-G
W	1356-099 004	E7TZ 7F063-A	W	10-00-044 048	E3TZ 7B215-C	W	13-01-070 003	E3TZ 7100-J
W	1356-099 005	E7TZ 7F063-B	W	10-00-044 051	E3TZ 7B215-D	W	13-01-077 001	D3TZ 7113-B
W	1356-122 001	E7TZ 7N095-A	W	10-00-044 052	E3TZ 7B215-E	W	13-01-080 001	D3TZ 7102-A
W	1356-122 006	E7TZ 7N095-B	W	10-00-044 054	E3TZ 7B215-F	W	13-01-080 002	D3TZ 7101-A
W	1356-127 001	E7TZ 7A034-A	W	10-00-045 001	D2TZ 7181-A	W	13-01-080 003	D7TZ 7102-A
W	1356-144 002	E7TZ 7177-A	W	10-00-047 015	EOTZ 7B368-A	W	13-01-080 010	E3TZ 7102-D
W	1356-144 003	E7TZ 7177-B	W	10-00-047 016	E3TZ 7B368-A	W	13-01-080 015	E3TZ 7101-D
W	1356-156 002	E7TZ 7C349-A	W	10-00-052 001	D2TZ 7A010-A	W	13-01-085 006	D3TZ 7017-D
W	1356-156 005	E7TZ 7W074-A	W	10-00-053 013	EOHZ 7135-A	W	13-01-085 020	E3TZ 7017-F
W	1356-162 002	E7TZ 7A153-A	W	10-00-053 017	E3TZ 17291-A	W	13-01-085 021	E3TZ 7017-G
W	1356-162 003	E7TZ 7A153-A	W	10-00-053 021	E3TZ 7115-B	W	13-01-085 021	E3TZ 7017-G
W	1356-171 007	E7TZ 7061-B	W	10-00-056 008	E3TZ 7D218-A	W	13-01-091 001	E3TZ 7175-A
W	1356-171 008	E7TZ 7061-D	W	10-00-109 001	353351-S	W	13-01-091 002	E3TZ 7175-B
W	1356-171 009	E7TZ 7061-C	W	10-00-113 005	383024-S	W	13-01-091 002	E3TZ 7175-B
W	1356-212 002	E7TZ 7G362-A	W	10-00-113 011	E3TZ 7K381-A	W	13-01-093 001	E3TZ 7A044-A
W	1356-531 001	E7TZ 7B214-B	W	10-00-127 005	D3TZ 7C430-C	W	13-01-096 001	D3TZ 7231-A
W	1356-531 002	E7TZ 7B214-C	W	10-00-127 006	D3TZ 7C430-D	W	13-01-096 002	D3TZ 7230-B
W	1356-531 003	E8TZ 7B214-A	W	10-00-127 026	E3TZ 7C191-A	W	13-01-096 003	D3TZ 7231-C
W	1356-539 003	E7TZ 7005-C	W	10-00-130 008	E3TZ 7025-A	W	13-01-096 004	D3TZ 7279-C
W	1356-539 004	E7TZ 7005-D	W	10-00-130 011	E3TZ 7025-B	W	13-01-096 005	D3TZ 7232-A
W	1356-565 005	E7TZ 7005-E	W	10-00-130 014	E3TZ 7025-D	W	13-01-096 006	D3TZ 7279-D
W	1356-565 006	E7TZ 7005-F	W	10-00-132 015	EOHZ 7A132-A	W	13-01-096 007	D3TZ 7232-A
W	1356-565 007	E7TZ 7005-G	W	10-00-132 021	EOHZ 7C096-A	W	13-01-096 008	D3TZ 7279-C
W	1356-566 003	E7TZ 7085-A	W	10-00-132 038	E3TZ 7120-A	W	13-01-096 009	D7TZ 7279-A
W	1356-566 004	E7TZ 7085-B	W	10-00-132 039	E3TZ 7127-A	W	13-01-096 011	C8TZ 7279-A
W	1356-566 005	E7TZ 7085-B	W	10-00-132 040	E3TZ 7A672-A	W	13-01-096 012	D9TZ 7279-A
W	1356-596 004	E7TZ 7289-B	W	10-00-139 029	E6TZ 7917-A	W	13-01-097 003	D2TZ 7222-A
W	1356-598 004	E7TZ 7B106-C	W	10-00-139 038	E3TZ 7917-B	W	13-01-097 006	D3TZ 7222-B
W	1356-598 005	E8TZ 7B106-A	W	10-00-139 039	E3TZ 7917-C	W	13-01-097 008	D9TZ 7222-A
W	1356-598 007	E8TZ 7B106-A	W	10-00-139 040	E3TZ 7917-D	W	13-01-097 009	E5TZ 7222-A
W	1356-640 001	E7TZ 7G360-A	W	10-00-139 041	E3TZ 7917-E	W	13-01-100 001	D2TZ 7241-A
W	1356-640 002	E7TZ 7G361-A	W	10-00-139 042	E3TZ 7917-F	W	13-01-100 002	D3TZ 7240-G
W	1356-659 004	E7TZ 7A398-C	W	10-00-139 043	E3TZ 7C122-A	W	13-01-100 003	D3TZ 7241-B
W	1356-659 005	E7TZ 7A398-B	W	10-00-139 052	358675-S	W	13-01-100 004	D3TZ 7242-B
W	1359-103 001	E7TZ 7E354-A	W	10-00-141 014	E6TZ 7288-A	W	13-01-100 005	D7TZ 7242-B
W	1359-113 001	E7TZ 7K381-A	W	10-00-141 133	EOTZ 7288-A	W	13-01-100 005	D7TZ 7242-A
W	1359-171 001	E7TZ 7061-E	W	10-00-149 019	EOTZ 7045-B	W	13-01-100 006	E3TZ 7242-D
W	1359-539 002	E7TZ 7005-H	W	10-00-149 022	E3TZ 7045-C	W	13-01-108 001	D3TZ 7247-A
W	1359-565 002	E7TZ 7005-J	W	13-00-031 001	E5TZ 7B214-A	W	13-01-108 002	E5TZ 7247-B
W	1359-672 001	E7TZ 7050-A	W	13-00-031 001	E5TZ 7B214-A	W	13-01-127 001	D1TZ 7143-A
W	703-4174	D5UZ 7A095-A	W	13-00-044 001	E6TZ 7B216-A	W	13-01-156 002	E1TZ 7234-A
W	703-4174 1	D5TZ 7A095-A	W	13-00-056 001	E4TZ 17B336-A	W	13-01-156 003	E3TZ 7109-A
W	T 86AA-145 1/2	C2OZ 7086-B	W	13-00-127 001	E5TZ 7C191-A	W	13-01-156 004	E5TZ 7234-B
W	10-00-012 002	E3TZ 7E290-A	W	13-00-127 001	E5TZ 7C191-A	W	13-01-171 001	D2TZ 7061-A

July, 1989

COPYRIGHT © 1989 — FORD MOTOR COMPANY — DEARBORN, MICHIGAN

New Issue

**1980/
FORD TRUCK PARTS**

WARNER TRANSMISSION and RELATED PART NUMBERS

C O D E	VENDOR PART NUMBER		C O D E	VENDOR PART NUMBER		C O D E	VENDOR PART NUMBER		C O D E	VENDOR PART NUMBER	
	VENDOR PART NUMBER	FORD PART NUMBER		VENDOR PART NUMBER	FORD PART NUMBER		VENDOR PART NUMBER	FORD PART NUMBER		VENDOR PART NUMBER	FORD PART NUMBER
W	13-01-171 002	D3TZ 7061-C	W	13-09-085 008	E4TZ 7017-B	W	13-45-039 007	E0TZ	7A152-B		
W	13-01-171 003	D9TZ 7061-A	W	13-09-085 009	E0HZ 7017-B	W	13-45-040 001	E0TZ	7E219-A		
W	13-01-171 005	E6TZ 7061-A	W	13-09-085 012	E3TZ 7017-B	W	13-45-043 001	E0TZ	7235-A		
W	13-01-171 006	E6TZ 7061-B	W	13-09-085 013	E6TZ 7017-A	W	13-45-043 006	E0TZ	7B051-B		
W	13-01-171 007	E6TZ 7061-C	W	13-09-085 014	E6TZ 7017-B	W	13-45-043 007	E0TZ	7A250-A		
W	13-01-527 005	D3TZ 7A039-B	W	13-09-091 001	E4TZ 7107-A	W	13-45-044 003	E0TZ	7B215-D		
W	13-01-565 002	D3TZ 7006-A	W	13-09-091 001	E4TZ 7107-A	W	13-45-044 004	E0TZ	7B215-C		
W	13-01-565 003	E0TZ 7A039-C	W	13-09-096 005	E3TZ 7409-A	W	13-45-055 001	E0TZ	7106-A		
W	13-01-565 007	D9TZ 7006-A	W	13-09-097 003	E5TZ 7222-B	W	13-45-056 001		359354-S		
W	13-01-565 008	E0TZ 7006-A	W	13-09-098 012	E3TZ 7243-A	W	13-45-056 002		387949-S		
W	13-01-566 001	D9TZ 7A039-A	W	13-09-100 001	E3TZ 7242-G	W	13-45-056 003		354261-S7		
W	13-01-566 002	E0TZ 7A039-E	W	13-09-107 002	E0HZ 7085-A	W	13-45-056 005		382846-S32		
W	13-01-566 004	E0TZ 7A039-D	W	13-09-107 003	E4HZ 7085-E	W	13-45-056 006	E3TZ	7E215-B		
W	13-01-566 007	E0TZ 7A039-H	W	13-09-107 003	E4HZ 7085-E	W	13-45-056 007	E6TZ	7E215-A		
W	13-01-566 011	E7TZ 7A039-A	W	13-09-108 001	E4TZ 7247-A	W	13-45-072 001		383976-S100		
W	13-01-584 001	D1TZ 7141-A	W	13-09-108 001	E4TZ 7247-A	W	13-45-090 001	E0TZ	7100-B		
W	13-01-584 002	D3TZ 7142-B	W	13-09-109 001	E1TZ 7C220-A	W	13-45-096 002	E0TZ	7289-C		
W	13-01-584 003	D3TZ 7142-C	W	13-09-156 001	D2TZ 7234-A	W	13-45-096 003	E0TZ	7289-D		
W	13-01-584 005	D7TZ 7142-A	W	13-09-156 003	E4TZ 7219-B	W	13-45-096 004	E0TZ	7289-C		
W	13-01-590 001	D3TZ 7124-C	W	13-09-156 003	E4TZ 7219-B	W	13-45-096 005	E0TZ	7289-D		
W	13-01-590 003	E3TZ 7124-C	W	13-09-171 002	E4HZ 7061-B	W	13-45-097 003	E0TZ	7A149-A		
W	13-01-590 004	E3TZ 7124-B	W	13-09-171 002	E4HZ 7061-B	W	13-45-097 004	E0TZ	7A149-B		
W	13-01-590 005	E3TZ 7124-C	W	13-09-171 005	E3TZ 7061-C	W	13-45-099 004	E0TZ	7F063-B		
W	13-01-590 005	E3TZ 7124-C	W	13-09-171 006	E0HZ 7061-B	W	13-45-100 002	E0TZ	7240-B		
W	13-01-596 001	D9TZ 7279-A	W	13-09-171 007	E3TZ 7061-B	W	13-45-103 002	E0TZ	7100-C		
W	13-01-596 002	E3TZ 7279-C	W	13-09-171 008	E6TZ 7061-D	W	13-45-104 001	E0TZ	7B220-A		
W	13-01-596 003	E5TZ 7279-A	W	13-09-171 009	E6TZ 7061-E	W	13-45-110 002	E0TZ	17285-C		
W	13-01-597 002	D2TZ 7222-G	W	13-09-410 002	C8TZ 7061-G	W	13-45-110 003	E5TZ	17285-B		
W	13-05-235 001	E0TZ 7C430-A	W	13-09-410 004	E4TZ 7016-A	W	13-45-127 001	E0TZ	7120-B		
W	13-09-037 001	E0HZ 7051-A	W	13-09-410 004	E4TZ 7016-A	W	13-45-127 002	E0TZ	7065-B		
W	13-09-037 002	E0HZ 7051-B	W	13-09-565 008	E0HZ 7006-A	W	13-45-127 003	E0TZ	7B416-A		
W	13-09-037 003	E0HZ 7051-C	W	13-09-565 011	E3TZ 7006-A	W	13-45-127 004	E0TZ	7233-A		
W	13-09-037 004	E0HZ 7051-D	W	13-09-565 012	E3TZ 7006-C	W	13-45-127 005	E0TZ	7335-B		
W	13-09-037 005	E0HZ 7051-E	W	13-09-566 001	E3TZ 7A039-B	W	13-45-139 001	E0TZ	7C122-B		
W	13-09-053 002	E6TZ 7115-A	W	13-09-584 001	D2TZ 7141-A	W	13-45-139 002	E0TZ	7C122-A		
W	13-09-065 010	E3TZ 7006-A	W	13-09-584 002	E0HZ 7141-A	W	13-45-139 004	E0TZ	7917-D		
W	13-09-066 001	E3TZ 7A039-B	W	13-09-590 003	E0HZ 7124-A	W	13-45-139 005	E0TZ	7917-E		
W	13-09-070 001	E0HZ 7142-A	W	13-09-590 004	E3TZ 7124-A	W	13-45-139 006	E0TZ	7917-E		
W	13-09-077 001	E4TZ 7113-E	W	13-09-590 008	E4TZ 7124-E	W	13-45-140 001	E0TZ	7E440-B		
W	13-09-077 001	E4TZ 7113-E	W	13-09-590 008	E4TZ 7124-E	W	13-45-143 001	E0TZ	7A029-B		
W	13-09-077 002	E0HZ 7113-A	W	13-09-596 002	D2TZ 7289-A	W	13-45-143 002	E2TZ	7A029-A		
W	13-09-077 003	E3TZ 7113-B	W	13-09-596 003	E5TZ 7279-B	W	13-45-144 001	E0TZ	7177-D		
W	13-09-077 004	E3TZ 7113-E	W	13-09-607 001	E0HZ 7050-B	W	13-45-144 002	E0TZ	7177-C		
W	13-09-080 001	E3TZ 7101-C	W	13-09-607 004	E4HZ 7085-D	W	13-45-144 003	E2TZ	7177-A		
W	13-09-080 004	E0HZ 7101-A	W	13-09-607 004	E4HZ 7085-D	W	13-45-144 004	E2TZ	7177-B		
W	13-09-080 005	E0HZ 7176-B	W	13-32-044 004	D6ZZ 7052-A	W	13-45-144 005	E2TZ	7177-C		
W	13-09-080 006	E0HZ 7100-C	W	13-32-139 003		371197-S	W	13-45-149 001	E0TZ	7045-A	
W	13-09-080 010	E4TZ 7176-A	W	13-38-193 008	E0HZ 7E487-A	W	13-45-156 001	E0TZ	7219-C		
W	13-09-080 010	E4TZ 7176-A	W	13-45-014 002	E0TZ 17292-A	W	13-45-156 004	E0TZ	7A205-A		
W	13-09-080 011	E4HZ 7176-A	W	13-45-014 003	E0TZ 7B066-A	W	13-45-156 006	E0TZ	7219-B		
W	13-09-080 011	E4HZ 7176-A	W	13-45-014 003	E0TZ 7B066-B	W	13-45-162 002	E0TZ	7A153-B		
W	13-09-080 012	E4HZ 7100-C	W	13-45-031 001	E0TZ 7B214-C	W	13-45-165 002	E0TZ	7D063-A		
W	13-09-080 012	E4HZ 7100-C	W	13-45-031 002	E1TZ 7B214-C	W	13-45-171 002	E0TZ	7061-E		
W	13-09-080 013	E3TZ 7100-K	W	13-45-031 003	E1TZ 7B214-A	W	13-45-171 003	E0TZ	7061-D		
W	13-09-080 014	E3TZ 7176-A	W	13-45-034 003	E0TZ 7A210-A	W	13-45-183 001	E0TZ	7D167-A		
W	13-09-080 015	E3TZ 7176-B	W	13-45-034 005	E3TZ 7A210-B	W	13-45-183 002		W611646-S100		
W	13-09-080 016	E6TZ 7101-A	W	13-45-035 001	E0TZ 7C016-A	W	13-45-183 002	E3TZ	7A443-G		
W	13-09-085 008	E4TZ 7017-B	W	13-45-039 005	E0TZ 7A152-A	W	13-45-183 003	E0TZ	7A291-A		

**1980/
FORD TRUCK PARTS**

CROSS REFERENCE LIST 181

WARNER TRANSMISSION and RELATED PART NUMBERS

C O D E	VENDOR PART NUMBER	FORD PART NUMBER	C O D E	VENDOR PART NUMBER	FORD PART NUMBER	C O D E	VENDOR PART NUMBER	FORD PART NUMBER
W	13-45-193 001	E0TZ 7A385-C	W	13-50-089 004	E3TZ 7100-F	W	13-50-165 001	E3TZ 7D063-A
W	13-45-193 003	E0TZ 7D484-C	W	13-50-089 005	E6TZ 7D164-A	W	13-50-171 001	E3TZ 7061-H
W	13-45-193 004	E0TZ 7A385-D	W	13-50-090 001	E3TZ 7100-D	W	13-50-171 002	E3TZ 7024-B
W	13-45-193 005	E0TZ 7119-C	W	13-50-090 002	E6TZ 7100-A	W	13-50-183 001	E3TZ 7A443-F
W	13-45-235 001	E0TZ 7C430-A	W	13-50-096 001	E3TZ 7289-B	W	13-50-183 002	E3TZ 7A443-H
W	13-45-238 001	E0TZ 7A098-A	W	13-50-096 002	E3TZ 7289-A	W	13-50-183 002	E3TZ 7A443-H
W	13-45-241 001	E0TZ 17269-A	W	13-50-096 003	E6TZ 7289-B	W	13-50-193 001	E3TZ 7A385-A
W	13-45-241 001	E0TZ 17269-A	W	13-50-096 004	E6TZ 7289-A	W	13-50-193 003	E3TZ 7119-J
W	13-45-410 001	E0TZ 7C421-A	W	13-50-099 002	E3TZ 7F063-A	W	13-50-212 001	E6TZ 7G362-A
W	13-45-410 002	E0TZ 7G368-A	W	13-50-099 003	E3TZ 7F063-B	W	13-50-410 001	E3TZ 7A399-B
W	13-45-539 005	E0TZ 7005-E	W	13-50-099 004	E5TZ 7F063-A	W	13-50-539 001	E3TZ 7005-G
W	13-45-539 008	E3TZ 7005-H	W	13-50-099 004	E5TZ 7F063-A	W	13-50-539 002	E6TZ 7005-A
W	13-45-565 001	E0TZ 7005-D	W	13-50-099 006	E6TZ 7F063-A	W	13-50-539 003	E6TZ 7005-B
W	13-45-598 004	E0TZ 7B106-C	W	13-50-099 007	E6TZ 7F063-B	W	13-50-539 004	E5TZ 7005-F
W	13-45-598 005	E1TZ 7B106-D	W	13-50-100 001	E3TZ 7240-E	W	13-50-562 002	E3TZ 7005-L
W	13-45-598 006	E3TZ 7B106-B	W	13-50-107 001	E3TZ 7085-D	W	13-50-565 001	E3TZ 7005-F
W	13-45-607 003	E0TZ 7A130-A	W	13-50-108 001	E3TZ 7233-A	W	13-50-565 003	E5TZ 7005-C
W	13-45-607 004	E0TZ 7A130-A	W	13-50-108 002	E3TZ 7233-A	W	13-50-565 003	E5TZ 7005-B
W	13-45-607 004	E0TZ 7A130-A	W	13-50-110 001	E3TZ 17285-B	W	13-50-565 004	E6TZ 7005-C
W	13-45-607 006	E0TZ 7A130-B	W	13-50-122 001	E5TZ 7N095-A	W	13-50-598 001	E3TZ 7B106-A
W	13-45-659 004	E0TZ 7A398-B	W	13-50-122 001	E5TZ 7N095-A	W	13-50-598 002	E3TZ 7B106-C
W	13-45-689 003	E0TZ 7017-A	W	13-50-122 004	E6TZ 7N095-A	W	13-50-640 001	E6TZ 7G360-A
W	13-50-014 001	E3TZ 7B066-A	W	13-50-140 009	E4DZ 14A468-B	W	13-50-640 003	E6TZ 7F293-A
W	13-50-034 001	E3TZ 7A210-A	W	13-50-143 001	E3TZ 7A029-A	W	13-50-640 004	E6TZ 7G361-A
W	13-50-053 002	E6TZ 7Z112-A	W	13-50-143 002	E3TZ 7A029-A	W	13-50-640 005	E8TZ 7G360-A
W	13-50-055 001	E3TZ 7106-A	W	13-50-144 001	E3TZ 7177-B	W	13-50-659 005	E3TZ 7A398-A
W	13-50-055 002	E3TZ 7106-B	W	13-50-144 002	E3TZ 7177-A	W	13-50-659 008	E6TZ 7A398-A
W	13-50-055 003	E6TZ 7106-A	W	13-50-156 001	E3TZ 7D126-A	W	13-50-671 002	E3TZ 7024-A
W	13-50-056 001	E3TZ 7E215-A	W	13-50-156 002	E3TZ 7219-B	W	13-50-672 001	E3TZ 7050-C
W	13-50-056 002	E6TZ 7K470-A	W	13-50-156 003	E3TZ 7219-A	W	13-50-689 001	E3TZ 7017-D
W	13-50-056 003	E4AZ 14A206-A	W	13-50-156 004	E3TZ 7C349-A	W	13-52-127 001	E6TZ 7335-A
W	13-50-056 004	E3TZ 7E215-C	W	13-50-156 005	E5TZ 7C349-A	W	13-52-183 001	E3TZ 7K179-A
W	13-50-079 001	E3TZ 7A399-A	W	13-50-156 005	E5TZ 7C349-A	W	13-52-183 002	E7TZ 7K024-A
W	13-50-089 001	E3TZ 7100-E	W	13-50-156 007	E6TZ 7D126-A	W	13-56-640 003	E8TZ 7G360-B
W	13-50-089 002	E3TZ 7D164-A	W	13-50-156 008	E6TZ 7W074-A	W	13-90-056 002	E3TZ 17B336-A
W	13-50-089 003	E3TZ 7D164-B	W	13-50-162 001	E3TZ 7A153-A			

**1980/
FORD TRUCK PARTS**

WAGNER ELECTRIC TRANSMISSION and RELATED PART NUMBERS								
C O D E	VENDOR PART NUMBER	FORD PART NUMBER	C O D E	VENDOR PART NUMBER	FORD PART NUMBER	C O D E	VENDOR PART NUMBER	FORD PART NUMBER
WE	FC 655 C	D1TZ 2087-A	WE	F 19450	B7Q 2140-A	WE	A 39221	C7TZ 2A449-C
WE	F 1242	7EQH 2152	WE	F 19451	B7QH 2140-A	WE	A 39230	D3TZ 2A449-C
WE	C 2018	D6TZ 1125-G	WE	F 19475	B6Q 2129-A	WE	F 39390	C2TZ 7A508-A
WE	C 2618	D6TZ 1125-D	WE	F 20351	B6TZ 2055-D	WE	FC 42087	D8HZ 7A753-A
WE	F 2679	7EQ 2077-A	WE	F 20352	B6TZ 2055-B	WE	F 42187	C3OZ 2196-B
WE	F 2955	7EQ 2061	WE	F 21845	B5T 2042-A	WE	F 42193	C3TZ 2140-K
WE	XD 3243 13	E2HZ 7A508-A	WE	AE 21857 R	D8HZ 2A131-A	WE	F 42194	C3TZ 2140-L
WE	F 4087	C4TZ 2125-A	WE	F 22172	B6QH 2221-A	WE	F 42196	C3TZ 2140-J
WE	F 4511	91T 2261	WE	F 23455	B7T 2141-A	WE	FE 42197	C3TZ 2140-M
WE	F 4571	92Y 2261	WE	F 23463	B7TZ 2180-A	WE	F 43231	C3TZ 7A508-C
WE	FC 5228	D8HZ 2167-A	WE	F 24489	C5TZ 2261-B	WE	F 43233	C3TZ 7A508-E
WE	FC 5228	D8HZ 2167-A	WE	F 24493	B9TT 2208-A	WE	F 43375	C4TZ 2062-D
WE	F 6019	8M 2167	WE	F 25517	B8TZ 7A543-A	WE	F 43376	C4TZ 2061-D
WE	C 6020	D5TZ 1111-A	WE	F 25746	B7TZ 7A716-A	WE	F 43377	C9TZ 2062-A
WE	F 6744	8T 2061	WE	F 26102	B7C 7578-A	WE	F 43378	C9TZ 2061-A
WE	F 6749	C4TZ 2196-B	WE	F 26146	B9T 2140-A	WE	F 43392	C4TZ 2012-E
WE	F 9697	B7T 2062-A	WE	F 26147	B9T 2004-A	WE	F 43399	D1TZ 2286-D
WE	F 9698	B7T 2061-A	WE	FD 26159	E0HZ 2261-A	WE	FC 44793 C	D6TZ 2330-A
WE	F 11038	C4TZ 2146-A	WE	F 26172	C5TZ 2261-A	WE	F 45964	C5TZ 7A508-B
WE	F 11304	C4TZ 2221-C	WE	F 26181	C8TZ 2262-E	WE	F 45966	C5TZ 7A507-A
WE	F 11307	AOA 2004-A	WE	F 26199	C8TZ 2286-G	WE	F 46418	C5TZ 2007-L
WE	F 11308	B9J 2004-A	WE	F 28850	B8T 2261-A	WE	F 48486	C4TZ 7A507-B
WE	F 11315	8Q 2221	WE	F 28851	B8T 2262-A	WE	FE 48566	D8HZ 2140-A
WE	F 11320	C8UZ 2221-A	WE	F 29970	B9J 2140-A	WE	F 48907	C5TZ 7A508-D
WE	F 11323	91T 2221	WE	F 31156	8C 2162-A	WE	F 50532	C8HZ 2041-B
WE	F 11324	91T 2128	WE	F 31170	B9TZ 7A508-A	WE	F 57155	C7TZ 2143-A
WE	F 11336	DOTZ 2221-A	WE	F 31171	B6TZ 7A507-A	WE	F 57791	C8HZ 7A508-A
WE	FC 11410	D9HZ 2208-B	WE	F 31194	C5TZ 2218-C	WE	F 59132	C8TZ 2004-L
WE	F 11596	8Q 2208	WE	FC 31923 G	D8HZ 2023-A	WE	F 59137	C8TZ 2004-M
WE	F 12086	B6Q 2223-A	WE	F 32212	D7US 7L520-AA	WE	FC 59140	C8TZ 2A176-G
WE	F 12300	0A 2180	WE	FE 32541	D6TZ 2230-B	WE	FC 59157 A	C8TZ 2A177-F
WE	F 14019	B3C 2140-A	WE	FE 32542	D6TZ 2231-B	WE	FC 59158 A	C8TZ 2A176-H
WE	F 14021	B3T 2140-A	WE	FE 32543	D6TZ 2230-A	WE	F 59301	C8TZ 2223-A
WE	F 15316	2Q 2261-A	WE	FE 32544	D6TZ 2231-A	WE	F 59302	C8TZ 2041-D
WE	F 16680	2Q 2204-B	WE	F 33194	C1TZ 2004-C	WE	F 59303	C8TZ 2041-C
WE	F 16803	2D 2143-A	WE	F 33207	C1TZ 7578-A	WE	F 59307	C8TZ 2A183-A
WE	AD 17462 N	D5HZ 2325-A	WE	F 33237	C1TZ 2004-D	WE	F 59309	C8TZ 2A182-A
WE	AD 17544 N	D6TZ 2325-A	WE	F 33445	C0TT 7A541-A	WE	F 59310	C8TZ 2A181-A
WE	F 17814	B6Q 2092-A	WE	F 33446	C0TT 2143-C	WE	F 59321	C8TZ 2A177-C
WE	FC 18788	C8TZ 2087-A	WE	FC 33512 A	D9HZ 2208-A	WE	F 59332	C8TZ 2A176-C
WE	F 18789	C4TZ 2087-A	WE	FD 33720	C3TZ 7A508-F	WE	F 59337	C8TZ 2042-B
WE	F 19107	B6Q 2261-A	WE	F 33967	C0TT 2262-A	WE	F 59338	C8TZ 2042-A
WE	F 19109	B6QH 2261-A	WE	F 34072	C1TT 2062-C	WE	F 59339	C8TZ 2333-A
WE	F 19111	B6QH 2261-B	WE	F 34073	C1TT 2061-C	WE	F 59346	C8TZ 2A177-D
WE	F 19137	B6Q 2041-B	WE	F 34077	C1TT 2061-A	WE	F 59347	C8TZ 2A176-D
WE	F 19138	B6Q 2041-A	WE	F 35325	C1TT 2262-A	WE	F 59352	C8TZ 2B201-B
WE	F 19139	B6Q 2049-A	WE	F 35326	C1TT 2261-A	WE	F 59353	C8TZ 2B201-A
WE	F 19150	B6TZ 2055-C	WE	F 35416	C1TT 7A542-B	WE	F 59363	C8TZ 2018-C
WE	F 19151	B6TZ 2055-A	WE	F 35417	C1TT 7A542-A	WE	F 59368	D1TZ 2018-A
WE	FC 19326	E0HZ 2221-A	WE	F 36112	C1TT 7A543-D	WE	FE 59369	D7TZ 2018-A
WE	F 19350	C5TZ 2128-B	WE	F 36361	C0TZ 7A507-A	WE	F 59531	C8HZ 2041-B
WE	F 19376	B5T 2222-A	WE	F 36763	C1TT 7A541-F	WE	F 59760	C8HZ 2333-A
WE	F 19381	B6T 2221-A	WE	F 36764	C1TT 7A543-G	WE	H 62185	C8TZ 2012-F
WE	F 19431	B7QH 2004-A	WE	F 36772	C1TT 2143-F	WE	F 64174	C8TZ 2170-C
WE	F 19433	B8T 7578-A	WE	F 36776	C1TT 2143-D	WE	AE 65096	A9QH 2078-A
WE	F 19435	B7Q 2004-B	WE	F 39146	C3TZ 7560-B	WE	F 67090	C8TZ 2076-B
WE	F 19436	B7QH 2004-B	WE	F 39148	C3TZ 7560-C	WE	F 67091	C8TZ 2076-A
WE	F 19449	B7C 7560-A	WE	F 39185	B8Q 7560-A	WE	F 67134	C8TZ 2143-G

**1980/
FORD TRUCK PARTS**

WAGNER ELECTRIC TRANSMISSION and RELATED PART NUMBERS

C O D E	VENDOR PART NUMBER	FORD PART NUMBER	C O D E	VENDOR PART NUMBER	FORD PART NUMBER	C O D E	VENDOR PART NUMBER	FORD PART NUMBER
WE	F 67682	C8HZ 2143-C	WE	F 73531	D0TZ 2062-C	WE	FD 87182	D6TZ 2305-B
WE	F 67908	C8TZ 2140-L	WE	F 73532	D0TZ 2061-C	WE	FE 88632	D6TZ 2018-B
WE	F 68300	C8HZ 2B264-A	WE	F 73537	D0TZ 2062-E	WE	FF 88856 C	D7HZ 2140-A
WE	F 68358	C8TZ 7A542-A	WE	F 73538	D0TZ 2061-E	WE	FF 88877 A	D8HZ 2305-B
WE	FD 68633 B	D7TZ 2218-A	WE	F 73543	D0TZ 2062-D	WE	FF 88878 A	D8HZ 2304-B
WE	F 68634	C8TZ 2218-J	WE	F 73544	D0TZ 2061-D	WE	FE 89188 B	D8HZ 2018-C
WE	F 68650	C8TZ 2218-F	WE	F 74024	D0HZ 2140-E	WE	FF 89191 D	D8HZ 7A543-A
WE	F 68900	C8TZ 7A541-B	WE	F 74976	D2HZ 2B286-A	WE	F 89198	D8HZ 7A541-A
WE	F 68927	C8TZ 2218-G	WE	F 75491	D2HZ 2143-A	WE	F 89199	D8HZ 7A720-A
WE	F 68930	C8TZ 2218-H	WE	F 75496	D2HZ 2143-B	WE	FD 89202	D8HZ 7A508-A
WE	F 68938	D1TZ 2286-B	WE	F 75552	D0HZ 2140-H	WE	FD 89202 D	D8HZ 7A508-A
WE	AF 69004	D6HZ 2025-C	WE	F 75571	D0TZ 2162-A	WE	F 89204	D8HZ 7A507-A
WE	AF 69063	D6TZ 2025-A	WE	FC 75723	D0HZ 2004-F	WE	FE 89487	D8HZ 2018-A
WE	AF 69125	D6HZ 2025-D	WE	F 75994	D2HZ 2140-C	WE	94347	C8TZ 1102-C
WE	AF 69131	D8HZ 2025-A	WE	F 75995	D2HZ 2140-D	WE	F 97511	D7US 7A564-AB
WE	AF 69189	D6HZ 2025-A	WE	F 75996	D2HZ 2140-F	WE	FC 97771 E	D8HZ 7A753-B
WE	AF 69245	D8HZ 2225-C	WE	F 75997	D2HZ 2140-E	WE	FC 98103	D8HZ 7560-A
WE	F 70103	D1TZ 2286-C	WE	F 75998	D2HZ 2140-G	WE	FC 98262	D4TZ 2296-E
WE	F 70518	C9TZ 2B257-A	WE	A 76956	D3TZ 2A449-B	WE	FD 98663	D9HZ 7A508-A
WE	F 70519	C9TZ 2B257-B	WE	F 77763	D3TZ 2140-G	WE	FD 98663	D9HZ 7A508-A
WE	F 71602	D0HZ 2004-G	WE	F 77764	D3TZ 2140-H	WE	FD 98664	D9HZ 7A508-B
WE	F 71603	C0HZ 2004-B	WE	F 78205	D3TZ 2140-K	WE	FD 98664	D9HZ 7A508-B
WE	F 71687	D2HZ 2004-D	WE	F 78208	D2HZ 2140-B	WE	FC 98666	D9HZ 7A507-D
WE	F 71688	D2HZ 2004-C	WE	F 78209	D3TZ 2140-J	WE	FC 98668	D9HZ 7A507-E
WE	F 71689	D2HZ 2004-B	WE	FC 78701	D4TZ 2035-A	WE	FC 99055	E0HZ 2230-A
WE	F 71690	D2HZ 2004-A	WE	FC 78705	C4TZ 2128-A	WE	FD 99245	D9HZ 7A508-C
WE	F 71691	D2HZ 2004-E	WE	AE 78880	D3TZ 2A449-A	WE	FD 99245	D9HZ 7A508-C
WE	F 71940	D0TZ 2062-B	WE	FC 78969	D3HZ 2143-A	WE	FC 99246	D9HZ 7A507-F
WE	F 71941	D0TZ 2061-B	WE	FC 79787	D3HZ 2004-A	WE	FF 99561 B	E0HZ 2210-A
WE	F 72212	D0HZ 2B257-A	WE	FD 80186	D4TZ 2262-A	WE	FF 99562 B	E0HZ 2209-A
WE	F 72298	C9TZ 2212-B	WE	FD 80187	D4TZ 2261-A	WE	FC 99574 A	E0HZ 2B513-B
WE	F 72299	C9TZ 2211-B	WE	FC 80433 B	D6TZ 2023-A	WE	FC 100304 A	E0HZ 2218-A
WE	F 72310	C9TZ 2212-C	WE	FF 80541 B	D6TZ 2304-A	WE	FC 100305 A	E0HZ 2218-B
WE	F 72311	C9TZ 2211-C	WE	FF 80542 B	D6TZ 2305-A	WE	FD 100325	D9HZ 7A508-D
WE	F 73500	D0TZ 2062-A	WE	81324	B9TZ 1102-A	WE	FF 101210	E0HZ 7A543-A
WE	F 73501	D0TZ 2061-A	WE	FD 87181	D6TZ 2304-B	WE	FC 101211	E0HZ 7578-A

1980/
FORD TRUCK PARTS

FORD TO MANUFACTURERS' PART NUMBERS

C O D E	FORD		C O D E	FORD		C O D E	FORD	
	PART NUMBER	VENDOR PART NUMBER		PART NUMBER	VENDOR PART NUMBER		PART NUMBER	VENDOR PART NUMBER
S		127204	S	D2TZ 1A028-B	35387	T	B5QH 1104-A	A 333-Y-831
W		1 1/2	S	D8TZ 1A028-B	35847	T	B5QH 1104-B	A 333-Z-910
W		AR 11-72 A	S	C1TZ 1A029-A	33684	T	B7C 1104-A	A1 333-G-1021
W		1AR 11-62	S		31787	S	B7D 1104-A	31308
S		82625	S	C4TZ 1A029-A	32593	T	B7J 1104-A	A1 333-A-1041
SW		667 W1:1	S	C8TZ 1A029-A	34916	T	B7T 1104-A	A 333-A-1015
SW		651 X1.000	S	D2TZ 1A029-A	36050 2	T	B7Y 1104-B	A 333-J-1024
W		AC 8G-2E	S		36050	T	B8QH 1104-A	A 333-Q-537
F	NS	3837	S	D1TZ 1B029-A	32356	S	B9TT 1104-A	31516
F		3233	S	C1TZ 1A030-A	42657	T	B9TT 1104-C	A5 333-Z-910
F		15776	S	C8TZ 1A030-A	34918	S	C1TZ 1104-A	22435 X
F	IMPROVISE SHIPPING	240237	S	C8TZ 1A030-B	34917	T	C2TZ 1104-A	A 333-E-993
W		1356-016 001	S	D2TZ 1A030-A	36051	T	C4TZ 1104-B	A 333-W-1037
F		21735	S	C8TZ 1A031-A	34919	S	C4TZ 1104-D	23345
F		21734	S	D1TZ 1A032-A	35064	T	C4TZ 1104-F	A 333-N-1704
F		21733	S	D8TZ 1A033-A	620097 B	T		A 333-S-1189
F	NS	3316298	S	C8TZ 1A050-A	34915	T	C5TZ 1104-C	A 333-J-1206
F		3316296	S	D2TZ 1A050-A	36049	T	C8HZ 1104-A	A 333-J-1102
F		3316295	S	C4TZ 1A051-A	32590	S	C8TZ 1104-A	26133 X
F		3316278	S	C8TZ 1A051-A	34914	T	C8TZ 1104-B	A 333-Q-1707
F		20814	S	C4TZ 1A052-A	23347 X	T		A5 333-N-1028
F		21792	S	D8TZ 1A052-B	35848	T	C9HZ 1104-A	A 333-L-1832
F		21791	S	C4TZ 1A053-A	32592	T	C9HZ 1104-B	A 333-M-1833
F		21765	S	C8TZ 1A053-A	34913	T	C9HZ 1104-C	A 333-K-1831
F		21757	S	D2TZ 1A053-A	35384	T	C9TZ 1104-A	A 333-B-1718
F		21736	S	C4TZ 1A054-A	32598	T	D1TZ 1104-A	A 333-N-1756
F		21724	S	C9TZ 1A054-A	35218	T		A 333-N-175
F	NSS	3315657	S	D2TZ 1A054-A	35386	S	D2TZ 1104-A	27369 X
S	IMPROV	97-96-23	S	C4TZ 1A055-A	32589	S	D6TZ 1104-N	37979
S	N/S	97-420-4	B	C0TT 1092-A	B 2610	S	D8TZ 1104-C	34740
F		20719	S	D2TZ 1A092-A	35383	S	D8TZ 1104-D	660095 D
F	N/S-IMPROV	21428	S		35753	S	D8TZ 1104-F	70032 2X
F		21427	S	D2TZ 1A093-A	35383	T	TUAA 1104-A	A 333-R-876
F		21426	S	D7TZ 1B093-A	620147 B	T	51 1107	20-X-656
F		21425	S	D8TZ 1B093-A	620142 B	S	8M 1107	31305
T	D8HZ 2B03B-A	A 1205-P-1602	S	D2TZ 1A094-A	35389	T	B8QH 1107-A	20-X-20
S	C1TZ 1001-A	30344	S	B4TZ 1102-A	22129 X	T	C2TZ 1107-A	20-X-482
S	C6TZ 1001-A	32761	WE	B9TZ 1102-A	81324	T	C2TZ 1107-B	20-X-481
T	D5HZ 1001-A	2208-W-413	S	B9TZ 1102-B	24716 X	T	C4TZ 1107-A	20-X-676
T	D8HZ 1001-A	2208-X-440	S	C0TT 1102-C	22130 X	T	C4TZ 1107-B	20-X-675
S	E8TZ 1001-A	42445	S	C4TA 1102-D	24716 X	S	C8TZ 1107-C	31305
S		42445	S	C6TA 1102-Falt	24716 X	T	C8TZ 1107-F	20-X-589
E	C2TZ 1A011-A	37172	WE	C8TZ 1102-C	94347	T	C8TZ 1107-G	20-X-588
E	C2TZ 1A012-A	6370	S	D6TZ 1102-A	37921	T	C9HZ 1107-A	20-X-760
S	C1TZ 1A020-A	22437 X	S	D6TZ 1102-E	37946	T	C9TZ 1107-A	20-X-832
ST	D7HZ 1K020-A	308 8029	S	E1TZ 1102-A	X 620856	T	C9TZ 1107-B	20-X-831
S	C1TZ 1A021-A	31358	S	E1TZ 1102-B	39911	T	D2HZ 1107-A	20-X-746
S	D2TZ 1A021-A	35379	S	E1TZ 1102-C	39910	S	E0TZ 1107-C	39414
S	D2TZ 1A021-B	35419	S	E1TZ 1102-D	39965	S	E3TZ 1107-C	40751
S	C1TZ 1A022-A	22434 X	S		39965	S	E5TZ 1107-C	41554
S	C1TZ 1A023-A	31356	S	E3TZ 1102-B	40073	S		41554
S	C1TZ 1A024-A	31346	S	E8TZ 1102-B	43223	S		41554
S	C1TZ 1A025-A	31348	S	E8TZ 1102-C	43224	T	TCAA 1107-A	20-X-666
S	D2TZ 1A025-A	35385	T	7EQ 1104-A	A2 333-J-738	S	E7TZ 1A107-A	34391
S	C1TZ 1A026-A	31345	T	7EQ 1104-B	A 333-J-738	S		34391
S	C1TZ 1A028-A	21885 X	T	B4Q 1104-A	A 33-H-1135	S		34391
S	C4TZ 1A028-A	23346 X	T	B4T 1104-B	A 333-W-1011	T	D1TZ 1C107-A	10-X-694
S	D2TZ 1A028-A	26587 X	T	B5Q 1104-A	A 333-C-861	T	51 1108	20-X-655

1980/ FORD TRUCK PARTS

FORD TO MANUFACTURERS' PART NUMBERS

C O D E	FORD PART NUMBER	VENDOR PART NUMBER	C O D E	FORD PART NUMBER	VENDOR PART NUMBER	C O D E	FORD PART NUMBER	VENDOR PART NUMBER
T	B8QH	1108-A	T	BB	1121	T	C5TZ	1126-AE
T	C9HZ	1108-A	T	TCAA	1121-A	T	C5TZ	1126-AF
T	D1TZ	1108-A	T	O1T	1124	T	C5TZ	1126-AG
T	D2HZ	1108-A	T	61	1124	T	C5TZ	1126-AH
S	E3TZ	1108-A	T	7EQ	1124	T	C5TZ	1126-AJ
T	TCAA	1108-A	T	7EQH	1124	T		3219-L-2924
T	B5Q	1109-A	E		30714	T	C5TZ	1126-AK
T	B8QH	1109-A	T	B4T	1124-A	T	C5TZ	1126-AL
T	B9TT	1109-A	T	B6Y	1124-A	T	C5TZ	1126-AM
T	C1TT	1109-A	E	B8QH	1124-A	T	C5TZ	1126-AN
T	C1TZ	1109-A	T	B8QH	1124-B	T	C5TZ	1126-AP
T	C2TZ	1109-A	T	C1TT	1124-A	T	C5TZ	1126-AR
T	C5TZ	1109-L	T	C3TZ	1124-B	T	C5TZ	1126-AT
T	C5TZ	1109-M	E	TUAA	1124-A	T	D8HZ	1126-C
T	C5TZ	1109-N	S	E5TZ	1A124-A	T	D8HZ	1126-D
T	C5TZ	1109-P	S		42293	T	E0HZ	1126-B
T	D0TZ	1109-E	S		42293	S	E0TZ	1126-B
T	D8HZ	1109-N	T	7EQ	1125-C	S		39417
T	D8HZ	1109-R	T	B5QH	1125-A	S		39417
S	E7UZ	1109-A	T	B7T	1125-B	T	E2HZ	1126-A
S			T	B8QH	1125-B	T	E2HZ	1126-B
S			T	B8QH	1125-D	S	E3TZ	1126-B
T	O1T	1109	T	B8QH	1125-D	S		40753
WE	D5TZ	1111-A	T	C3TZ	1125-G	S	E5TZ	1126-B
S	D2TA	1113-BA	T	C4TZ	1125-C	S		42292
S			T	C4TZ	1125-F	S		42292
S	D8TZ	1113-C	T	C5TZ	1125-C	S	E7TZ	1126-A
S			T	C8TZ	1125-C	S		42299
S	D8TZ	1114-B	T	C9HZ	1125-B	S		42299
S			T	C9HZ	1125-C	S		42299
T	7EQ	1118	T	D1HZ	1125-C	T	8Q	1130-A
T	7EQH	1118	T	D1HZ	1125-C	T	B8QH	1131-A
T	B8QH	1118-A	T	D1HZ	1125-D	T	B8QH	1131-A
T	BB	1118	T	D1HZ	1125-E	S	B9TZ	1131-A
T	C1TZ	1118-A	T	D1HZ	1125-F	S		31287
T	C2TZ	1118-A	T			S	C1TZ	1131-A
T	C2TZ	1118-B	T	D1TZ	1125-A	T	C5TZ	1131-A
T	C5TZ	1118-C	WE	D6TZ	1125-D	ST	D0HZ	1131-D
T	C5TZ	1118-D	WE	D6TZ	1125-G	T	D1TZ	1131-A
T	C8TZ	1118-A	S	E5TZ	1A125-A	S	D8TZ	1131-A
T	D5HZ	1118-B	S		42294	S	D8TZ	1131-B
T	D8HZ	1118-A	S		42294	ST	D9HZ	1131-A
T			T	7EQ	1126-B	ST	D9HZ	1131-B
T			T	7EQH	1126	ST	D9HZ	1131-C
T			S	8M	1126-A	ST	DOHZ	1131-A
T	TDAA	1118-A	T	8Q	1126-A	ST	DOHZ	1131-B
T	7EQ	1119	T	8QH	1126-A	ST	DOHZ	1131-C
T	7EQH	1119	T	B4T	1126-A	ST	DOHZ	1131-E
T	B8QH	1119-A	T	B7Q	1126-B	ST	DOHZ	1131-F
T	BB	1119	T	B8QH	1126-E	ST	DOHZ	1131-G
T	C1TZ	1119-A	T	B9TT	1126-B	ST	DOHZ	1131-H
T	C2TZ	1119-A	T	C1TT	1126-C	ST	DOHZ	1131-K
T	C5TZ	1119-C	T	C1TZ	1126-A	ST	E4HZ	1131-B
T	C5TZ	1119-D	T	C1TZ	1126-B	T	TCAA	1131-A
T	D5HZ	1119-B	T	C2TZ	1126-A	T	TGAA	1131-A
T	D8HZ	1119-A	T	C2TZ	1126-B	T	TUAA	1131-B
T			T	C2TZ	1126-C	ST	DOHZ	1A131-A
T			T	C3TZ	1126-K	ST	E0HZ	1A131-B
T	TDAA	1119-A	T	C3TZ	1126-L	T	BB	1132
T	BB	1120	T	C5TZ	1126-AD	T	BB	1133
T	TCAA	1120-A	T		3219-S-2931	T	BB	1134

1980/
FORD TRUCK PARTS

FORD TO MANUFACTURERS' PART NUMBERS

C O D E	FORD PART NUMBER	VENDOR PART NUMBER	C O D E	FORD PART NUMBER	VENDOR PART NUMBER	C O D E	FORD PART NUMBER	VENDOR PART NUMBER
T	BB 1135	1199-M-117	CR		501668	S		34419
T	7EQ 1139	3262-W-49	T	BB 1175-C	A 1205-P-276	NS		481837 X
T	8J 1139	3262-F-110	CR		31288	S	E0TZ 1177-A	39246
T	91T 1139	3262-B-106	V	C6TZ 1175-A	49276 SE	T	E2HZ 1177-A	A 1205-U-1061
T	7EQ 1142	1246-T-306	V	C6TZ 1175-B	62871	T		A 1205-U-1061
E	7EQH 1142	31725	CR		23702	S	E7TZ 1177-A	41647
T	B8QH 1142-A	1246-D-290	V	C7TZ 1175-A	62927	S		41647
S	BB 1142-B	31534	CR		28746	T	61 1180	1205-X-362
T		1246-X-232	NS	C9HZ 1175-A	JV 1512	T	7EQH 1180	205-F-665
S	D6TZ 1142-A	35163	NS		9587 BTO	E		6262
T	7EQ 1144	2208-V-282	NS	C9HZ 1175-B	JV 1513	T	BB 1180-C	1205-R-278
T	7EQH 1144	208-G-388	NS		B 9588 BJ	B	C1VV 1180-A	R 509
E		14569	NS		9588 BTO	S	C6TZ 1180-A	32755
T	B4Q 1144-A	2208-T-436	S	C9TZ 1175-C	35313	B		R 201047
T	B6Y 1144-A	2208-N-456	CR		523076	T		EX 2462 S
T	B8QH 1144-A	2208-Y-259	NS	D0TZ 1175-A	JV 1508	T	7EQH 1181	A 227-F-286
T	BB 1144-A	2208-C-185	NS		B 9589 BJ	E	8QH 1181	34090
S	E0TA 1144-AA	39697	NS		9583 BTO	T	B4T 1181-A	A 1205-E-707
S		39697	NS	D0TZ 1175-B	JV 1509	T	B6T 1181-A	A 1205-M-741
T	B7TZ 1151-A	SC 819	NS		9584 BTO	E	B8QH 1181-A	31927
T	B7TZ 1151-B	SC 716	NS	D0TZ 1175-C	JV 1511	S	C6TZ 1181-A	32758
T	D1HZ 1151-B	SC 820 1	NS		9586 BTO	CR		18545
T	D1HZ 1151-C	4-X-1628	NS	D0TZ 1175-D	JV 1510	T	D7HZ 1181-A	A 1205-X-596
T	EOHZ 1151-A	SC 1024 1	NS		9585 BTO	CR		503755
T	B8QH 1152-A	2208-Z-468	NS	D0TZ 1175-E	B 2155 BJ	E	TUAA 1181-A	31926
T	C5TZ 1153-A	2208-J-348	S	D3TZ 1175-A	35311	T	7EQ 1187	5-X-485
ST	DOHZ 1153-A	3040	S		36365	CR	8J 1190	500863
ST	DOHZ 1153-B	3028	S	D3TZ 1175-B	35311	CR	8J 1190-A	18843
ST	DOHZ 1153-C	3024	CR	D5UZ 1175-A	528276	CR	91T 1190	23130
ST	DOHZ 1153-D	3009	S		39884	T	B7C 1190-A	A 1205-V-750
ST	DOHZ 1153-E	3035	S		39884	T	B7T 1190-A	A 1205-W-751
ST	DOHZ 1153-F	3044	CR	D5UZ 1175-B	528568	T	B7Y 1190-A	A 1205-X-752
ST	DOHZ 1153-G	3012	S	D6TZ 1175-A	38128	T	B8QH 1190-A	A 1205-T-436
ST	DOHZ 1153-H	3042	CR	D6TZ 1175-B	711818	S	B9C 1190-A	31142
T	TGAA 1153-A	2208-F-318	S		36361	S	B9TZ 1190-A	34611
T	TUAA 1153-B	2208-H-216	CR	D6UZ 1175-A	529266	NS		ENS 442380 X
T	7EQ 1165-B	3286-K-141	NS	D7HZ 1175-A	EG 3475 BJ	S	C1TZ 1190-A	31270
T	7EQH 1165	286-H-229	NS		JV 1945	CR	C1UZ 1190-A	17392
T	TDAA 1165-A	286-H-326	ST	D7HZ 1175-C	359 5927	T	C4TZ 1190-A	A 1205-H-762
T	7EQH 1174	A 1199-E-1253	S	D8TZ 1175-A	37311	CR		48883
E	8QH 1174	34082	S	D8TZ 1175-B	37729	T	C5TZ 1190-B	A 1205-Z-780
T	B4Q 1174-A	A 1199-G-1645	CR	D8TZ 1175-C	711822	S	C6TZ 1190-A	33778
T	B6Q 1174-A	A 1199-Q-1785	S		620062 B	CR		19360
CR		503513	S		620062	CR	C9HZ 1190-B	524416
CR	B7TZ 1174-A	26745	S		620062	CR	C9TZ 1190-A	522849
T	D7HZ 1174-A	A 1199-F-1696	S	E0TZ 1175-A	39693	CR	D1HZ 1190-A	35066
T	61 1175	A 1205-W-361	S		39693	CR	D1HZ 1190-B	48796
CR		23830	CR	E1HZ 1175-A	47697	T	D1TZ 1190-A	A 1205-V-1062
T	7EQ 1175-A	A 1205-B-574	NS	E1HZ 1175-B	B 370003 BGR	T	D1TZ 1190-B	A 1205-Y-1091
CR		39385	S	E3TZ 1175-A	40684 1	CR	D5HZ 1190-C	540710
T	7EQH 1175	A 205-F-664	S	E3TZ 1175-B	40712	CR	D5HZ 1190-E	540708
V	A8TZ 1175-B	62872	S	E4TZ 1175-A	40712	NS		E 2983 BJ
V	B2TZ 1175-A	62873	S		40712	S	E3TZ 1190-A	40400
CR		27467	T	TCAA 1175-A	A 1205-V-724	S	E4TZ 1190-A	40709
CR	B4J 1175-A	23820	CR	TUAA 1175-A	503729	S		40709
T	B4Q 1175-B	A 1205-T-722	S	OM 1177-A	18516	CR	O1Y 1190-A	17599
T	B6J 1175-A	A 1205-G-736	S	B7A 1177-A	18516 1	T	TGAA 1190-A	A 1205-S-669
T	B6Q 1175-A	A 1205-K-739	V	C8TZ 1177-A	46477	T	7EQ 1191	1205-L-298

1980/ FORD TRUCK PARTS

CROSS REFERENCE LIST 187

FORD TO MANUFACTURERS' PART NUMBERS

C O D E	FORD PART NUMBER	VENDOR PART NUMBER	C O D E	FORD PART NUMBER	VENDOR PART NUMBER	C O D E	FORD PART NUMBER	VENDOR PART NUMBER
T	7EQ 1192	1205-M-299	B		44649	B	B8QH 1216-A	537
T	7EQ 1193	5-X-292	B	C1TZ 1201-A	368	B	C0DD 1216-A	LM 11749
T	B7C 1193-A	2208-M-481	S		550403	B	C3SZ 1216-A	M 12649
T	B7D 1193-A	2208-P-484	B	C4TZ 1201-A	756 A	T	C3TZ 1216-A	25880
T	B7T 1193-A	2208-N-482	B	C5TZ 1201-A	6461 A	B		25880
S	B9C 1193-A	31423	B	C5TZ 1201-B	LM 29748	S	C3TZ 1216-B	550183
T	7EQ 1194	1244-J-166	B		LM 25748	B		25877
T	7EQ 1195	1229-H-736	B	D0AZ 1201-A	LM 68149	B	C5TZ 1216-A	555 S
T	8EB 1195	1229-F-474	B	D4AZ 1201-A	JL 69349	B	C8TZ 1216-A	15101
T	8J 1195	12856	F	TGAA 1201-A	5202047	B	D0AZ 1216-A	LM 12749
T	B 1195	1229-X-1532	B		45284	B	D0TZ 1216-A	14125 A
T	B7J 1195-A	1229-W-1531	S	B7C 1202-A	550965	B	D9HZ 1216-A	HM 212047
T	B7T 1195-A	1229-K-1519	S	O1Y 1202	550218	B	E1FZ 1216-A	JL 68145
T	B8QH 1195-A	1229-J-478	B		14276	B	TGAA 1216-A	2780
T	C4TZ 1195-A	1229-H-1568	F	81T 1202	87505	N	7EQ 1217	38591
T	C4TZ 1195-B	1229-S-721	B		3525	B		2720
T	D1TZ 1195-A	1229-M-2223	S	8A 1202	550221	T	7EQ 1217-A	2720
T	TGAA 1195-A	1229-Y-1325	B		15245	B	8A 1217-A	09195
T	A8Q 1196-A	KIT 217	T	8A 1202-A	15245	T	8M 1217	12520
S	B9C 1197-A	31139	B	8J 1202-B	2726	B		12520
S	D8TZ 1197-B	33732	B	B 1202	15250 X	B	AA 1217-A	1328
S	E3TZ 1197-A	71526 X	B	B5A 1202-A	LM 67010	B	B 1217	09196
S	E3TZ 1197-B	40080	B	B5QH 1202-B	553 X	B	B5A 1217-A	LM 11910
S	E5TZ 1197-A	621027	T	B6T 1202-A	25522	B	B8QH 1217-A	532 A
S		621027	B		25522	B	C0DD 1217-A	LM 11710
S		621027	B	B7C 1202-A	LM 48510	B	C3SZ 1217-A	M 12610
S	B9C 1198-A	31140	B	B8QH 1202-A	6320	B	C5TZ 1217-A	552 A
S	D2TZ 1198-A	28068 X	T	B9TT 1202-A	HM 212011	B	D0AZ 1217-A	LM 12710
S		35461	B	C0DD 1202-A	L 44610	B	D0TZ 1217-A	14274
S		36569	B		44610	B	E1FZ 1217-A	JL 68111 Z
S	E0TZ 1198-A	21588 X	B	C3TZ 1202-A	25820	B	68 1225-A	J66 2456
S	E5TZ 1198-A	621028	B	C3TZ 1202-B	25520	T	8M 1225	1228-S-253
S		621028	S		550375	B	A9AZ 1225-A	88107 AR
S		621028	B	C5TZ 1202-A	6420	B	B7A 1225-A	2 3538
S	D8TZ 1B198-A	33733	B	D0AZ 1202-A	LM 68110	B	B7AA 1225-A	207 W-PP3
S	E5TZ 1B198-A	660568	B	D4AZ 1202-A	JL 69310	B	B7AZ 1225-A	RW 207
S		660568	B	D8BZ 1202-A	L 68111	B	C0DW 1225-C	RW 2065 JJ
S		660568	B	D9HZ 1202-A	HM 212011	B	C0DZ 1225-A	88506 AR
S	B9C 1199-A	500368 11	B	O1Y 1202	550218	B	C0DZ 1225-C	RWF 34 R
S		31143	F	TGAA 1202-A	711123	B	C1SZ 1225-B	208
S	B7C 1201-A	550964	B		45220	B		88128 R
B	O1Y 1201	14130	F	7EQH 1204	742259	B	C1VY 1225-A	RW 509 YY
B	7EQ 1201	3778	T	B8QH 1212-A	1244-N-326	B		RW 509 FR
B	8A 1201-B	15123	T	D1TZ 1212-A	2203-Y-2547	B	C6TZ 1225-A	M 201047 11R
B	8Q 1201-A	39581	T	B8QH 1213-A	1244-E-629	B	C7AZ 1225-A	R 1563 TKV
T	B 1201	15118	S	E3TZ 1214-A	40392	B	C9AZ 1225-A	F 208 AKK
B		15118	B	7EQ 1216	2790	B		88128 FPP
B	B5A 1201-A	LM 67048	B	8A 1216-A	09067	B	CC3DZ 1225-A	88506 AR
B	B5QH 1201-A	557 A	B	8EB 1216	3585	B	CC3DZ 1225-B	RWF 34 R
B	B7C 1201-A	LM 48548	T	8M 1216	12580	B	CC4AZ 1225-B	RW 207 CE
F	B7T 1201-A	791943	B		12580	B		F 207 KK29
S		550182	B	91T 1216	15106	B		2 3538
B		25590	B	AA 1216-A	1380	B	D0DZ 1225-A	F 206 KK
B	B8QH 1201-A	6389	B	B 1216	09074	B	D0TZ 1225-A	1580
T	B9TT 1201-A	HM 212044	B	B5A 1216-A	LM 11949	B	D16Y 1225-A	RIVBLN 40
B		HM 212044	B	B5QH 1216-A	3782	B		SKF 6308 2RS
B	BB 1201	2788	T		3782	B	D16Y 1225-B	RIVALN 40
B	C0DD 1201-A	L 44649	F		658981	B	D1FZ 1225-A	F 206 AKK

July, 1989

COPYRIGHT © 1989 — FORD MOTOR COMPANY — DEARBORN, MICHIGAN

New Issue

1980/
FORD TRUCK PARTS

FORD TO MANUFACTURERS' PART NUMBERS

C O D E	FORD PART NUMBER	VENDOR PART NUMBER	C O D E	FORD PART NUMBER	VENDOR PART NUMBER	C O D E	FORD PART NUMBER	VENDOR PART NUMBER
B	D2OZ 1225-B	F 207 AKK	T		493	B	TCAA 1244-A	387 A
B	D3AZ 1225-A	F 207 AKK	E		9803	T		387 A
B	D4AZ 1225-A	U 399 A	E		22125	S		550362
B	D5AZ 1225-A	U 399 A	T	B6T 1243-A	3920	B	TUAA 1244-A	598
B	D5DZ 1225-A	F 207 AKK	E		25P 74	S	E0TZ 1K244-A	36121
B	D5DZ 1225-B	F 208 AKK	B		3920	S	COTT 1245-A	31126
B	D8AZ 1225-A	F 208 HL	E		33904	S		31125
B	D8DZ 1225-B	F 207 HL	B	B8QH 1243-A	752	S	COTT 1245-B	31748
S	E0TZ 1225-A	565976	B	C6TZ 1243-B	M 201011	S	C1TZ 1245-A	30340
B	E1TZ 1225-A	565978	B		201011	T	D1TZ 1245-A	3270-R-96
B	E1UZ 1225-A	DK 54185	S		550707 1	S	D8TZ 1245-A	37994
S		565978	B	D6UZ 1243-A	JLM 710910	S	D8TZ 1245-B	38343
B	61 1239	354 A	T	D8HZ 1243-A	1228-D-186 B	S	D8TZ 1C245-A	33734
E	7EQH 1239	30350	B	E1FZ 1243-A	L 45410	S	D9TZ 1N245-A	37997
F		675250	B	TCAA 1243-A	382 A	F	USE S1428	20207
B		39520	B	TUAA 1243-A	592 A	T	C3TZ 2B000-A	A 2747-C-55
B	91D 1239	18620	B	7EQ 1244	495 AX	T	C5TZ 2B000-A	A 2747-S-19
B	B8QH 1239-A	742	E	7EQH 1244	30692	T	C5TZ 2B000-B	A 2747-A-27
B	BB 1239-A	453 X	E		47686	BW	D3TZ 2B000-A	285785
B		550426	T		47686	BW	D3TZ 2B000-B	285786
S		550426	B		47686	BW	D9HZ 2B000-A	3200709
B	C7TZ 1239-A	LM 104911	T	B6D 1244-A	18790	T	C3TZ 2B001-A	1727-H-8
B	D1TZ 1239-A	3878	B		18790	BW	C6TZ 2B001-A	244379
T		387 S	B	B6J 1244-A	368 A	T	DOHZ 2B001-A	1727-N-40
B	TCAA 1239-A	2924	T		368	MG	D2TZ 2B001-A	183 A
B	TUAA 1239-A	572	S		565907	MX	DOTZ 2B001-A	40 31134 9
B	61 1240	359 S	E	B6T 1244-A	15980	T	C3TZ 2B002-A	A2 3799-W-621
B	7EQH 1240	39590	E		37875	T	C5TZ 2B002-A	A6 3799-F-682
B	8D 1240	18780	E		37874	BW	C5TZ 2B002-B	316448
T	91D 1240	18690	T		33281	BW	DOHZ 2B002-A	323165
B		18690	B		33281	T	C3TZ 2B003-A	1779-Y-337
B	B6T 1240-A	3982	T	B6T 1244-B	3984	T	C3TZ 2B003-B	1779-K-687
B	B8QH 1240-A	749	B		3984	T	C3TZ 2B003-C	A1 2297-U-2370
B	B8QH 1240-B	580	E		11559	T		MPS 2178
B	BB 1240-A	462	B	B6T 1244-C	33287	WE	AOA 2004-A	F 11307
S		550154	B	B8QH 1244-A	594	WE	B7Q 2004-B	F 19435
T	C1TT 1240-A	HM 212049	B	B8QH 1244-B	760	WE	B7QH 2004-A	F 19431
B		HM 212049	B	C1TT 1244-A	663	WE	B7QH 2004-B	F 19436
B	C6TZ 1240-A	25592	B	C1TZ 1244-B	550403	WE	B9J 2004-A	F 11308
B	C6TZ 1240-B	M 201047	B	C2TZ 1244-A	595	WE	B9T 2004-A	F 26147
S		550708 1	B	C7TZ 1244-A	387 AS	WE	C0HZ 2004-B	F 71603
B	C7TZ 1240-A	LM 104949	T		387 AS	WE	C1TZ 2004-C	F 33194
S		565911	S		565906	WE	C1TZ 2004-D	F 33237
S		565911	S		565906	WE	C8TZ 2004-L	F 59132
S		565911	S		565906	WE	C8TZ 2004-M	F 59137
S		565911	B	D5HZ 1244-A	598 A	WE	DOHZ 2004-F	FC 75723
B	D9HZ 1240-A	580	B	D6UZ 1244-A	JLM 710949	WE	DOHZ 2004-G	F 71602
B	TCAA 1240-A	2984	B	D7HZ 1244-A	594 A	WE	D2HZ 2004-A	F 71690
B	TUAA 1240-A	575	E		99906	WE	D2HZ 2004-B	F 71689
E	7EQH 1243	30691	B	D9HZ 1244-A	683 A	WE	D2HZ 2004-C	F 71688
T		47620	B	E0TZ 1244-A	469	WE	D2HZ 2004-D	F 71687
B		47620	S		550425	WE	D2HZ 2004-E	F 71691
T	91D 1243	18720	S	E0TZ 1244-B	565909	WE	D3HZ 2004-A	FC 79787
B		18720	B	E1FZ 1244-A	L 45449	BW	E4HZ 2004-A	2231961
B	B4Q 1243-A	33462	S	E8TZ 1244-A	566025	BW	E4HZ 2004-B	2232024
B	B6J 1243-A	362 A	S		566025	T	C3TZ 2B004-B	2797-Y-129
T		362 A	B		39585	T	C3TZ 2B004-C	2797-J-140
B	B6Q 1243-A	493	B		39585	T	C3TZ 2B004-D	2797-P-406

**1980/
FORD TRUCK PARTS**

FORD TO MANUFACTURERS' PART NUMBERS

C O D E	FORD PART NUMBER	VENDOR PART NUMBER	C O D E	FORD PART NUMBER	VENDOR PART NUMBER	C O D E	FORD PART NUMBER	VENDOR PART NUMBER			
T	C6TZ	2B004-A	2797-S-130	T	B6QH	2012-C	A7 3236-F-1020	BW	D5TZ	2013-A	445014
BW	D2TZ	2B004-A	325007	T	B6QH	2012-D	A5 3236-Y-1039	BW	D5TZ	2013-B	445085
S	D6TZ	2K004-C	37949	T	B6QH	2012-E	A11 3236-F-1020	T	D8HZ	2013-B	A 3236-Q-2149
BW	E4HZ	2005-A	2770255	T	B7Q	2012-A	A8 3236-X-960	T	D8HZ	2013-E	A 3236-P-2174
BW	E4HZ	2005-B	2770256	T	B7QH	2012-A	A3 3736-L-116	T	D8HZ	2013-F	A 3236-M-2145
T	C3TZ	2B005-A	1779-M-195	T	B7QH	2012-B	A5 3736-M-117	BW	D9HZ	2013-A	101161
T	C3TZ	2B005-B	1779-A-339	T	B8QH	2012-A	A1 3736-N-222	T	E0HZ	2013-B	A 3236-U-2231
T	C3TZ	2B005-C	1779-Y-363 X	T	B8QH	2012-B	A6 3736-Q-95	T	TGAF	2013-A	A 3236-Y-1039
T	C4TZ	2B005-A	1779-Q-433	T	C3TZ	2012-A	A3 3736-G-319	BW	E4HZ	2A016-A	2771320
BW	E4HZ	2F005-A	2770314	T	C3TZ	2012-C	A2 3736-Q-719	BW	D5HZ	2K016-A	386732
S	D6TZ	2K005-C	37950	T	C4TZ	2012-B	A 3736-T-514 X	T	B4Q	2018-A	A2 3222-F-708
T	C1TZ	2007-C	2000-Z-286	T	C4TZ	2012-D	A1 3736-K-349	T	B6Q	2018-A	A5 3722-M-169
T	C1TZ	2007-D	2000-Y-285	WE	C4TZ	2012-E	F 43392	T	B6QH	2018-A	A4 3722-F-162
T	C1TZ	2007-E	2000-X-284	T	C5TZ	2012-C	A3 3711-A-235	T	B7Q	2018-A	A2 3722-T-306
T	C3TZ	2007-A	2000-L-350	BW	C5TZ	2012-E	316400	T	B7Q	2018-B	A1 3722-R-304
T	C3TZ	2007-B	2000-M-351	BW	C5TZ	2012-F	316861	T	B7QH	2018-A	A5 3722-K-167
T	C3TZ	2007-C	2000-K-349	T	C5TZ	2012-G	A13 3711-A-235	T	B8QH	2018-A	A1 3722-L-272
T	C4TZ	2007-C	2000-X-128	T	C7TZ	2012-H	A1 3736-J-894	T	C1TT	2018-E	A13 3722-R-167
T	C5TZ	2007-J	2000-V-438	T	C7TZ	2012-J	A7 3736-L-116	T	C3TZ	2018-B	A2 3722-B-430
T	C5TZ	2007-K	2000-E-239	WE	C8TZ	2012-F	H 62185	T	C4TZ	2018-A	A2 3722-U-385
WE	C5TZ	2007-L	F 46418	BW	D0HZ	2012-A	324094	T	C5TZ	2018-A	A7 3722-T-358
BW	C5TZ	2007-P	316978	BW	D0HZ	2012-B	323967	T	C5TZ	2018-B	A2 3722-E-681
BW	C5TZ	2007-R	316977	T	D0HZ	2012-C	A1 3736-B-522	BW	C5TZ	2018-E	318128
BW	C5TZ	2007-S	316976	T	D5HZ	2012-A	A2 3236-T-1918	BW	C5TZ	2018-F	318126
BW	C5TZ	2007-T	316975	T	D5HZ	2012-B	A1 3211-S-2307	T	C6TZ	2018-B	A6 3722-T-306
BW	C5TZ	2007-U	318130	BW	D5TZ	2012-A	445015	WE	C8TZ	2018-C	F 59363
BW	C5TZ	2007-V	318133	BW	D5TZ	2012-B	445086	T	C9TZ	2018-A	A8 3722-T-358
T	C6TZ	2007-H	2000-D-498	T	D8HZ	2012-B	A 3236-R-2150	T	D0HZ	2018-A	A7 3722-U-385
T	C6TZ	2007-J	2000-G-501	T	D8HZ	2012-D	A 3236-N-2146	WE	D1TZ	2018-A	F 59368
BW	C7TZ	2007-B	320055	BW	D9HZ	2012-A	101162	T	D5HZ	2018-A	A3 3222-P-1082
BW	D5HZ	2007-B	445274	T	E0HZ	2012-B	A 3236-V-2232	BW	D5TZ	2018-C	445282
T	D5HZ	2007-C	2000-M-975	T	TGAA	2012-A	A 3236-G-1021	WE	D6TZ	2018-B	FE 88632
BW	D5TZ	2007-C	445262	T	TGAF	2012-A	A 3236-X-1038	WE	D7TZ	2018-A	FE 59369
T	D5TZ	2007-E	2000-K-973	E	D5TZ	2C012	638140	WE	D8HZ	2018-A	FE 89487
T	D5TZ	2007-F	2000-J-972	BW	E0HZ	2C012-A	2771114	T	D8HZ	2018-B	A9 3222-F-1072
T	D7HZ	2007-A	2000-P-978	T	7EQ	2013-A	A 3836-S-45	WE	D8HZ	2018-C	FE 89188 B
T	D8HZ	2007-B	2000-N-976	T	7EQ	2013-B	A1 3236-E-993	T	D8HZ	2018-D	A7 3222-K-1103
T	D8HZ	2007-C	2000-B-990	T	8Q	2013-A	A 3236-A-885	BW	D9HZ	2018-A	100162
T	D8HZ	2007-D	2000-E-1019	T	8QH	2013-B	A1 3236-W-959	T	D9HZ	2018-B	A6 3222-F-1072
BW	D9HZ	2007-A	100169	T	8QH	2013-C	A1 3236-E-1019	T	B4Q	2019-A	A3 3222-F-708
T	E1HZ	2007-A	2000-R-1136	T	B6Q	2013-A	A 3736-A-105	T	B6Q	2019-A	A6 3722-M-169
T	E1HZ	2007-B	2000-L-1156	T	B6QH	2013-A	A1 3736-R-96	T	B8QH	2019-A	A7 3722-L-372
T	E4HZ	2007-E	2001-C-3	T	B6QH	2013-B	A5 3236-X-1038	T			A2 3722-L-272
E	E4HZ	2007-F	1008345	T	B6QH	2013-D	A7 3236-E-1019	BW	C5TZ	2019-C	318129
T	C3TZ	2B007-A	1779-H-320	T	B6QH	2013-D	A11 3236-E-1019	BW	C5TZ	2019-D	318127
T	C3TZ	2B008-A	1718-L-142	T	B7Q	2013-A	A8 3236-W-959	T	C6TZ	2019-B	A5 3722-T-306
T	C3TZ	2B008-B	1718-H-164 X	T	B7QH	2013-A	A3 3736-K-115	BW	D5TZ	2019-A	445284
T	C3TZ	2B009-A	A 1705-P-120	T	B8QH	2013-A	A1 3736-P-224	T	8QH	2021	2240-W-439
T	C3TZ	2B009-B	A 1705-W-127 X	T	B8QH	2013-B	A6 3736-P-94	T	C5TZ	2021-C	2740-T-2854
T	C6TZ	2B009-A	A 1705-K-219	T	C3TZ	2013-A	A3 3736-F-318	T	C5TZ	2021-D	2740-U-983
BW	C6TZ	2B009-C	318564	T	C3TZ	2013-C	A2 3736-P-718	T	C3TZ	2B021-A	2760-J-10
T	C3TZ	2B010-A	1729-U-281 X	T	C4TZ	2013-D	A1 3736-J-348	MG	C5TZ	2B021-B	1382 A
T	C3TZ	2B011-A	3799-W-621 X	T	C5TZ	2013-C	A2 3711-A-235	BW	C7TZ	2B021-A	245135
T	8QH	2012-B	A1 3236-X-960	T	C7TZ	2013-J	A7 3736-K-115	T	8QH	2023	2217-Z-26
T	8QH	2012-C	A1 3236-F-1020	BW	D0HZ	2013-A	324093	T	B6QH	2023-A	1779-K-63
T	B6Q	2012-A	A 3736-B-106	BW	D0HZ	2013-B	323966	T	D5HZ	2023-A	1199-G-3725
T	B6QH	2012-A	A 3736-Z-104	T	D5HZ	2013-A	A2 3236-U-1919	WE	D6TZ	2023-A	FC 80433 B
T	B6QH	2012-B	A1 3736-S-97	T	D5HZ	2013-B	A1 3211-R-2306	WE	D8HZ	2023-A	FC 31923 G

**1980/
FORD TRUCK PARTS**

FORD TO MANUFACTURERS' PART NUMBERS

C O D E	FORD PART NUMBER		VENDOR PART NUMBER	C O D E	FORD PART NUMBER		VENDOR PART NUMBER	C O D E	FORD PART NUMBER		VENDOR PART NUMBER
T	C3TZ	2B024-A	A 2747-R-18	T	D5HZ	2027-A	1259-C-263	T	C5TZ	2042-C	2797-D-160
BW	D2TZ	2B024-A	318599	T	D8HZ	2027-A	1259-B-262	T	C5TZ	2042-D	2797-C-159
BW	D2TZ	2B024-B	318597	T			1229-B-262	T	C6TZ	2042-B	2797-B-418
BW	D2TZ	2B024-C	285786	T	C3TZ	2B027-A	A 3787-W-23	T	C6TZ	2042-C	2797-C-419
BW	B9TT	2025-A	226214	T	8QH	2028	1225-Q-95	T	C6TZ	2042-D	2797-X-414
BW	B9TT	2025-B	228123	T	B8QH	2028-A	1245-W-75	T	C6TZ	2042-E	2797-Y-415
BW	C1TT	2025-A	275353	T	C3TZ	2B028-A	1705-L-116	WE	C8TZ	2042-A	F 59338
BW	C1TT	2025-B	275354	MG	C5TZ	2B028-A	1251 A	BW			F 59338
BW	C1TT	2025-C	275355	MG	C5TZ	2B028-B	1231 A	WE	C8TZ	2042-B	F 59337
BW	C1TT	2025-E	275426	MX	DOTZ	2B028-A	40 31173 9	BW	C8TZ	2042-G	323541
T	C3TZ	2025-A	R 3775-L-12	T	09B	2029	5-X-347	T	BOQH	2043-A	4-X-809
T	C3TZ	2025-B	R1 3775-P-16	T	7EQ	2029	1829-Q-199	T	C5TZ	2043-A	15-X-430
T	C3TZ	2025-C	F62 3276-P-16	T	C3TZ	2B029-A	1779-U-281	BW	D5HZ	2043-A	291857
T	C3TZ	2025-D	F15 3276-L-12	MX	DOTZ	2B031-A	40 31076 9	E	8QH	2045-A	35338
BW			275993	BW	E4HZ	2032-C	2771180	E	B5QH	2045-A	40886
T	C3TZ	2025-E	A 3775-P-16	T	C3TZ	2B032-A	1729-B-262	E			39075
T	C3TZ	2025-F	B 3775-L-12	T	C3TZ	2B034-A	A 3799-C-601 X	T	B8QH	2045-A	1779-R-18
T	C4TZ	2025-A	R7 3775-P-16	T	C3TZ	2B034-B	A1 3799-Z-598	T	D7HZ	2045-A	1199-U-3765
T	C4TZ	2025-B	F16 3276-L-12	AL	DOHZ	2B034-A	1126M015 1	T	B6QH	2046-A	1718-N-118
T	C4TZ	2025-C	F69 3276-P-16	AL	DOHZ	2B034-B	1127M015 1	BW	C9TZ	2046-A	323166
T	C4TZ	2025-D	S41 3775-P-16	T	7EQ	2035	2858-B-28	BW	D5HZ	2046-A	3202736
T	C4TZ	2025-E	A7 3775-P-16	T	C3TZ	2035-A	2758-Q-43	BW	D5TZ	2046-A	3202737
T	C4TZ	2025-F	A2 3775-P-16	T	C4TZ	2035-A	2758-X-50	BW	C5TZ	2047-A	316354
T	C5TZ	2025-D	R17 3775-J-10	T	C5TZ	2035-A	2758-W-127	BW	D5TZ	2047-A	3202741
T	C5TZ	2025-E	A1 3775-L-12	BW	C5TZ	2035-B	316367	T	TGAS	2047-A	1779-V-18
T	C5TZ	2025-F	A1 3775-P-16	BW	DOHZ	2035-A	324095	WE	B6Q	2049-A	F 19139
BW	C5TZ	2025-J	279769	WE	D4TZ	2035-A	FC 78701	BW	C5TZ	2049-A	316370
BW	C5TZ	2025-K	279740	T	D8HZ	2035-A	2258-T-566	T	7EQ	2053-A	1829-F-240
T	C5TZ	2025-L	B1 3775-L-12	T	D8HZ	2035-B	2258-G-579	T	7EQ	2053-B	1829-P-198
T	C5TZ	2025-M	A17 3775-J-10	T	C3TZ	2B035-A	3799-C-601	T	09B	2054	1829-M-195
BW	C6TZ	2025-A	279768	T	C3TZ	2B035-B	3700-Z-598	T	8QH	2054	1229-M-221
BW	C8TZ	2025-A	226229	E	8QH	2036	29577	T	D5HZ	2054-A	1229-B-2498
BW	DOHZ	2025-C	282830	T	B8QH	2036-A	2258-V-464	T	D8HZ	2054-A	1229-Q-277
BW	DOHZ	2025-D	282833	T			2258-P-254	T	D8HZ	2054-B	1107-D-56
BW	DOHZ	2025-E	282832	T	D7HZ	2036-A	2258-K-349	T	91T	2055	2297-J-556
BW	DOHZ	2025-F	283598	SW	C5TZ	2A036-A	355 AR	WE	B6TZ	2055-A	F 19151
BW	DOTZ	2025-A	282829	T	C3TZ	2B036-A	2708-D-4	WE	B6TZ	2055-B	F 20352
BW	DOTZ	2025-B	282831	T	C3TZ	2B038-A	1705-M-143	WE	B6TZ	2055-C	F 19150
BW	D5HZ	2025-A	286237	T	D3HZ	2B038-A	1705-H-294	WE	B6TZ	2055-D	F 20351
BW	D5HZ	2025-C	285170	T	D5HZ	2B038-A	1779-J-1024	T	C4TZ	2056-A	15-X-832
BW	D5HZ	2025-D	287302	B	C2TZ	2B039-A	E 43 FG-5	T	C4TZ	2056-B	15-X-1005
MG	D5TZ	2025-B	CW 9 22	B	C3TZ	2B039-A	E 203 FG-5	E	D5TZ	2C056-A	6020068
MG	D5TZ	2025-C	CW 12 68	WE	B6Q	2041-A	F 19138	T	B7QH	2060-A	3286-V-178
WE	D6HZ	2025-A	AF 69189	WE	B6Q	2041-B	F 19137	S	B9C	2060-A	31422
BW	D6HZ	2025-B	287680	T	C3TZ	2041-A	1779-R-252	T	TGAA	2060-A	3286-K-167
WE	D6HZ	2025-C	AF 69004	T	C3TZ	2041-B	1779-Z-364	T	7EQ	2061	A3 3261-A-27
WE	D6HZ	2025-D	AF 69125	T	C3TZ	2041-C	A 2797-D-290	WE			F 2955
WE	D6TZ	2025-A	AF 69063	BW	C6TZ	2041-C	318657	WE	8T	2061	F 6744
WE	D8HZ	2025-A	AF 69131	WE	C8HZ	2041-B	F 50532	WE	B7T	2061-A	F 9698
MG	D9HZ	2025-A	1016005	WE			F 59531	WE	C1TT	2061-A	F 34077
T	C3TZ	2B026-A	1718-D-134	WE	C8TZ	2041-C	F 59303	WE	C1TT	2061-C	F 34073
T	7EQ	2027	1859-J-10	WE	C8TZ	2041-D	F 59302	WE	C4TZ	2061-D	F 43376
T	8QH	2027-A	1259-D-82	BW	C5TZ	2A041-A	316355	WE	C9TZ	2061-A	F 43378
T	8QH	2027-B	1259-B-158	T	7EQ	2042	A 1199-E-759	WE	DOTZ	2061-A	F 73501
T	B6Q	2027-A	1759-Y-25	T	B5Q	2042-A	1745-B-2	WE	DOTZ	2061-B	F 71941
T	B6QH	2027-A	1759-Z-26	WE	B5T	2042-A	F 21845	WE	DOTZ	2061-C	F 73532
T	B8QH	2027-A	1259-H-34	T	C3TZ	2042-A	2797-A-157	WE	DOTZ	2061-D	F 73544
T	C4TZ	2027-A	1759-R-44	T	C3TZ	2042-B	2797-B-158	WE	DOTZ	2061-E	F 73538

1980/ FORD TRUCK PARTS

CROSS REFERENCE LIST 191

FORD TO MANUFACTURERS' PART NUMBERS

C O D E	FORD PART NUMBER	VENDOR PART NUMBER	C O D E	FORD PART NUMBER	VENDOR PART NUMBER	C O D E	FORD PART NUMBER	VENDOR PART NUMBER		
E	D5TZ	2C061-A		T	7EQ	2080	WE	D8HZ	2A131-A	AE 21857 R
WE	B7T	2062-A		S	C6TZ	2082-D	T	8QH	2138-A	1229-Q-771
WE	C1TT	2062-C		S	C6TZ	2082-E	T	8QH	2138-B	1229-R-122
WE	C4TZ	2062-D		S	D1TZ	2082-C	T	C1TT	2138-A	1229-L-844
WE	C9TZ	2062-A		T	7EQ	2087	T	C3TZ	2138-A	1244-R-642
WE	D0TZ	2062-A		T	8QH	2087	E	C6TZ	2138-A	107001
WE	D0TZ	2062-B		WE	C4TZ	2087-A	T	D8HZ	2138-A	1229-B-236
WE	D0TZ	2062-C		WE	C8TZ	2087-A	T	E1HZ	2138-A	1229-S-2697
WE	D0TZ	2062-D		WE	D1TZ	2087-A	T	E1HZ	2138-B	1229-N-2250
WE	D0TZ	2062-E		T	C7TZ	2B087-A	T	E1HZ	2138-C	1229-G-2971
E	D5TZ	2C062-A		BW	E3HZ	2N091-A	T	E1HZ	2138-D	1229-X-2936
BW	C6TZ	2063-A		BW	E4HZ	2N091-A	T	TGAF	2138-A	1229-Q-433
BW	C6TZ	2063-B		WE	B6Q	2092-A	BW	B9TZ	2A138-A	228468
BW	C6TZ	2063-C		T	C3TZ	2092-A	BW	C3TZ	2A138-A	275665
BW	C6TZ	2063-D		T	C3TZ	2092-B	BW	C6TZ	2A138-A	283695
BW	C7TZ	2063-A		T	C7TZ	2092-A	BW	C6TZ	2A138-B	283696
BW	C8HZ	2063-B		BW	D3HZ	2092-A	BW	D3HZ	2A138-A	285677
BW	C8HZ	2063-C		T	D8HZ	2092-A	BW	D3HZ	2A138-B	285678
BW	D0HZ	2063-A		BW	C2TZ	2A095-A	BW	D5HZ	2A138-A	283696
BW	D1HZ	2063-A		BW	D0HZ	2A095-A	BW	D5HZ	2A138-B	283695
BW	D3TZ	2063-A		BW	D0HZ	2A095-B	BW	D5HZ	2A138-C	285677
BW	D4HZ	2063-B		T	8QH	2099-A	BW	D5HZ	2A138-D	285678
AL	D8HZ	2063-F		BW			BW	D8HZ	2A138-A	283695
AL	D8HZ	2063-G		T	C1TT	2099-A	BW	C5TZ	2B139-A	278825
E	D5TZ	2C063-A		BW	D0TZ	2099-C	WE	B3C	2140-A	F 14019
E				MX	D1HZ	2099-A	WE	B3T	2140-A	F 14021
E	D5TZ	2C063-D		AL	D5HZ	2099-A	WE	B7Q	2140-A	F 19450
E	D5TZ	2C064-A		BW	D5HZ	2099-B	WE	B7QH	2140-A	F 19451
E				BW	D5HZ	2099-C	WE	B9J	2140-A	F 29970
E	D5TZ	2C065-A		MX	D8HZ	2099-A	WE	B9T	2140-A	F 26146
E				MX	D8HZ	2099-B	WE	C3TZ	2140-J	F 42196
E	D8HZ	2C065-B		AL	DOHZ	2099-A	WE	C3TZ	2140-K	F 42193
T	C3TZ	2066-A		T	TAKAA	2099-A	WE	C3TZ	2140-L	F 42194
T	C4TZ	2066-A		T	78	2102	WE	C3TZ	2140-M	FE 42197
E	D5TZ	2C066-A		BW	D5HZ	2K119-A	WE	C8TZ	2140-L	F 67908
E	D5TZ	2C067-A		BW	D5HZ	2K119-B	WE	D0HZ	2140-E	F 74024
T	C3TZ	2068-A		BW	D5HZ	2K119-C	WE	D0HZ	2140-H	F 75552
BW	C5TZ	2068-A		E	8QH	2122	WE	D2HZ	2140-B	F 78208
E	D5HZ	2C068-A		E	8QH	2124	WE	D2HZ	2140-C	F 75994
E	D5TZ	2C068-A		E	C0TT	2125-A	WE	D2HZ	2140-D	F 75995
T	7EQ	2069		WE	C4TZ	2125-A	WE	D2HZ	2140-E	F 75997
T	C3TZ	2069-A		E	C6TZ	2125-A	WE	D2HZ	2140-F	F 75996
BW	C5TZ	2069-A		E	C6TZ	2125-B	WE	D2HZ	2140-G	F 75998
T	D0HZ	2069-A		T	09B	2127	WE	D3TZ	2140-G	F 77763
T	D8HZ	2069-A		WE	91T	2128	WE	D3TZ	2140-H	F 77764
BW	C1TT	2074-B		WE	C4TZ	2128-A	WE	D3TZ	2140-J	F 78209
BW	C7TZ	2074-A		WE	C5TZ	2128-B	WE	D3TZ	2140-K	F 78205
BW	C7TZ	2074-B		T	7EQ	2129	BW	D5HZ	2140-B	286753
BW	D5HZ	2074-C		WE	B6Q	2129-A	BW	D5HZ	2140-C	286746
BW	D7HZ	2074-A		E	8QH	2130-B	WE	D7HZ	2140-A	FF 88856 C
WE	C8TZ	2076-A		E	8QH	2130-C	WE	D8HZ	2140-A	FE 48566
WE	C8TZ	2076-B		E	8QH	2130-D	BW	EOHZ	2140-A	2230923
BW	E4HZ	2076-A		E	B1QH	2130-A	BW	E3HZ	2140-A	2231899
BW	E4HZ	2076-B		T	C1TT	2130-A	BW	E3HZ	2140-B	2231901
WE	7EQ	2077-A		T	C4TZ	2130-A	BW	E4HZ	2140-A	2232222
WE	A9QH	2078-A		E	C8TZ	2130-A	BW	E4HZ	2140-B	2232191
BW	C3TZ	2078-D		BW	C8HZ	2A131-B	WE	B7T	2141-A	F 23455
BW	C9TZ	2078-A		BW	D2TZ	2A131-A	WE	2D	2143-A	F 16803

**1980/
FORD TRUCK PARTS**

FORD TO MANUFACTURERS' PART NUMBERS

C O D E	FORD PART NUMBER	VENDOR PART NUMBER	C O D E	FORD PART NUMBER	VENDOR PART NUMBER	C O D E	FORD PART NUMBER	VENDOR PART NUMBER
WE	C0TT 2143-C	F 33446	T	8T 2208	1199-J-1336	T	C3TZ 2211-G	A13 3711-V-282
WE	C1TT 2143-D	F 36776	WE	B9TT 2208-A	F 24493	T	C3TZ 2211-H	A4 3211-M-1209
WE	C1TT 2143-F	F 36772	WE	D9HZ 2208-A	FC 33512 A	T	C3TZ 2211-K	A3 3211-T-1372
WE	C7TZ 2143-A	F 57155	WE	D9HZ 2208-B	FC 11410	T	C3TZ 2211-L	A19 3711-B-340
WE	C8HZ 2143-C	F 67682	BW	E3TZ 2208-A	618074	E	C3TZ 2211-M	56188
WE	C8TZ 2143-G	F 67134	BW	C1TT 2A208-C	229507	E	C3TZ 2211-S	58134
WE	D2HZ 2143-A	F 75491	BW	C1TT 2A208-D	275345	E	C3TZ 2211-T	58939
WE	D2HZ 2143-B	F 75496	BW	C3TZ 2A208-A	277415	E	C3TZ 2211-U	57609
WE	D3HZ 2143-A	FC 78969	BW	C6TZ 2A208-A	229623	E	C3TZ 2211-V	58943
WE	C4TZ 2146-A	F 11038	BW	D0HZ 2A208-A	283044	T	C3TZ 2211-Y	A2 3711-B-80
T	91A 2151	2208-D-82	BW	D0HZ 2A208-B	283525	T	C3TZ 2211-Z	A2 3211-Y-1455
WE	7EQH 2152	F 1242	BW	D5TZ 2A208-A	286891	T	C5TZ 2211-A	A2 3711-D-602
T	91A 2152	2208-U-204	WE	C5TZ 2B208-A	316356	T	C5TZ 2211-B	A2 3711-E-603
T	91T 2154-A1	2208-X-206	BW	E0HZ 2209-A	FF 99562 B	T	C5TZ 2211-C	A2 3711-F-604
WE	8C 2162-A	F 31156	BW	D5TZ 2B209-A	445266	T	C5TZ 2211-H	A2 3711-J-790 X
WE	DOTZ 2162-A	F 75571	WE	E0HZ 2210-A	FF 99561 B	T		A2 3711-J-790
WE	8M 2167	F 6019	E	B6Q 2211-B	43085	BW	C5TZ 2211-K	316443
WE	D8HZ 2167-A	FC 5228	E	B6QH 2211-F	42032	BW	C5TZ 2211-M	316445
WE		FC 5228	E		55125	BW	C5TZ 2211-N	317706
WE	C8TZ 2170-C	F 64174	T	B8QH 2211-A	A 3211-M-1209	BW	C6TZ 2211-D	318088
BW	D8HZ 2B174-A	292919	E	B8QH 2211-C	44026	BW	C6TZ 2211-E	318012
BW	C5TZ 2A176-A	316369	E		55168	BW	C6TZ 2211-F	317775
WE	C8TZ 2A176-C	F 59332	E	B9TZ 2211-B	43180	BW	C6TZ 2211-G	317781
WE	C8TZ 2A176-D	F 59347	E		45203	BW	C7TZ 2211-C	317971
WE	C8TZ 2A176-G	FC 59140	T	C1TZ 2211-A	A 3211-Y-1455	BW	C7TZ 2211-D	318696
WE	C8TZ 2A176-H	FC 59158 A	T	C1TZ 2211-B	A 3211-D-1460	BW	C7TZ 2211-E	318698
BW	D3HZ 2A176-A	3201207	T	C1TZ 2211-C	A 3211-Z-1248	BW	C7TZ 2211-F	318700
BW	D9HZ 2A176-A	100151	T	C1TZ 2211-D	A 3211-H-1360	BW	C7TZ 2211-G	318702
BW	E3HZ 2B176-A	129495	T		A 3211-G-1359	E	C8TZ 2211-A	75621
WE	C8TZ 2A177-C	F 59321	T	C1TZ 2211-E	A 3211-B-1458	T	C8TZ 2211-B	A2 3711-H-1048 X
WE	C8TZ 2A177-D	F 59346	E	C1TZ 2211-F	51602	BW	C8TZ 2211-L	321283
WE	C8TZ 2A177-F	FC 59157 A	E	C1TZ 2211-G	48738	WE	C9TZ 2211-B	F 72299
WE	0A 2180	F 12300	E	C1TZ 2211-H	42035	WE	C9TZ 2211-C	F 72311
WE	B7TZ 2180-A	F 23463	E		55127	BW	D0HZ 2211-A	324245
WE	C8TZ 2A181-A	F 59310	E	C1TZ 2211-J	55155	BW	D0HZ 2211-B	324236
WE	C8TZ 2A182-A	F 59309	E	C1TZ 2211-K	55208	BW	D0HZ 2211-C	324266
WE	C8TZ 2A183-A	F 59307	E	C1TZ 2211-L	43580	BW	D0HZ 2211-D	324280
BW	C8HZ 2B193-A	282134	E		40358	BW	D0HZ 2211-E	324286
BW	E4HZ 2L195-A	2771308	E		55160	BW	D0HZ 2211-F	324272
T	7EQ 2196	2230-K-11	E	C1TZ 2211-M	45527	BW	D0HZ 2211-G	324259
WE	C3OZ 2196-B	F 42187	E		55183	BW	D0HZ 2211-H	324253
WE	C4TZ 2196-B	F 6749	E	C1TZ 2211-N	55181	E	D0HZ 2211-J	82518
T	E1HZ 2200-A	KIT 8119 GH	T	C2TZ 2211-A	A 3211-T-1294	E	D0HZ 2211-K	82513
T		KIT 8119 GH	T	C2TZ 2211-B	A 3211-D-1512	E	D0HZ 2211-N	89625
T	E1HZ 2200-B	KIT 8105 GH	T	C2TZ 2211-C	A 3211-T-1506	BW	D0HZ 2211-S	324783
WE	C8TZ 2B201-A	F 59353	E	C2TZ 2211-D	55452	T	D1HZ 2211-A	A2 3711-A-1431
WE	C8TZ 2B201-B	F 59352	E	C2TZ 2211-E	51148	E	D1HZ 2211-B	89298
BW	C6TZ 2B202-A	318438	T	C3TZ 2211-A	A13 3711-X-310 X	T	D1HZ 2211-C	A2 3711-Y-1351
T	91A 2203	1206-M-65	T	C3TZ 2211-AA	A2 3211-G-1359	T		A 3211-V-3662
BW	C5TZ 2B203-A	316339	T	C3TZ 2211-AB	A2 3211-T-1294	E	D1HZ 2211-D	89373
WE	2Q 2204-B	F 16680	T	C3TZ 2211-AC	A2 3211-D-1512	T	D3HZ 2211-A	A3 3211-L-2456
BW	C5TZ 2B205-A	316340	E	C3TZ 2211-AD	56059	T	D3HZ 2211-B	A2 3222-P-2382
BW	C5TZ 2B206-A	316341	T	C3TZ 2211-B	A13 3711-T-280	T	D3HZ 2211-C	A3 3211-Y-2469
T	7EQ 2207	2260-J-10	T	C3TZ 2211-C	A13 3711-W-335 X	T	D3HZ 2211-D	A2 3211-R-2384
BW	C5TZ 2B207-A	316999	T		3711-W-335 X	T	D3HZ 2211-E	A3 3211-R-2462
BW	D8HZ 2B207-A	100049	T	C3TZ 2211-D	A13 3711-U-333	T	D3HZ 2211-F	A3 3211-S-2463
T	8Q 2208	1199-H-1334	T	C3TZ 2211-E	A13 3711-D-342 X	T	D3HZ 2211-G	A3 3211-V-2466
WE		F 11596	T	C3TZ 2211-F	A13 3722-L-272	T	D3HZ 2211-H	A3 3211-Z-2470

**1980/
FORD TRUCK PARTS**

CROSS REFERENCE LIST 193

FORD TO MANUFACTURERS' PART NUMBERS

C O D E	FORD PART NUMBER	VENDOR PART NUMBER	C O D E	FORD PART NUMBER	VENDOR PART NUMBER	C O D E	FORD PART NUMBER	VENDOR PART NUMBER
E	D3HZ 2211-L	1000050	E		55167	E	D0HZ 2212-A	79964
E	D3HZ 2211-M	1000055	E	B9TZ 2212-B	43179	BW	D0HZ 2212-B	324244
E	D3HZ 2211-N	1000064	E		45202	BW	D0HZ 2212-C	324235
E	D3HZ 2211-P	1000061	T	C1TZ 2212-A	A 3211-X-1454	BW	D0HZ 2212-D	324265
E	D3HZ 2211-R	1000216	T	C1TZ 2212-B	A 3211-E-1461	BW	D0HZ 2212-E	324279
E	D3HZ 2211-S	1000219	T	C1TZ 2212-C	A 3211-Y-1247	BW	D0HZ 2212-F	324285
E	D3HZ 2211-T	1000223	T	C1TZ 2212-D	A 3211-H-1360	BW	D0HZ 2212-G	324271
E	D3HZ 2211-U	1000230	T	C1TZ 2212-E	A 3211-C-1459	BW	D0HZ 2212-H	324258
E	D3HZ 2211-X	89587	E	C1TZ 2212-F	51601	BW	D0HZ 2212-J	324252
E	D3HZ 2211-Y	89579	E	C1TZ 2212-G	48737	E	D0HZ 2212-L	82517
T	D5HZ 2211-A	A 3211-D-2760	E	C1TZ 2212-H	42034	E	D0HZ 2212-M	82514
T	D5HZ 2211-B	A 3211-F-2762	E		55126	E	D0HZ 2212-S	89624
E		1000872	E	C1TZ 2212-J	55154	BW	D0HZ 2212-U	324782
T	D5HZ 2211-C	A 3211-K-2767	E	C1TZ 2212-K	55207	T	D1HZ 2212-A	A2 3711-Z-1430
T	D5HZ 2211-D	A 3211-H-2764	E	C1TZ 2212-L	55180	E	D1HZ 2212-B	89297
T	D5HZ 2211-E	A 3211-B-2758	T	C2TZ 2212-A	A 3211-U-1295	T	D1HZ 2212-C	A2 3711-X-1350
E	D5HZ 2211-F	1000711	T	C2TZ 2212-B	A 3211-C-1511	T		A 3211-U-3661
E	D5HZ 2211-G	1000867	T	C2TZ 2212-C	A 3211-W-1505	E	D1HZ 2212-D	89372
E		1000729	E	C2TZ 2212-D	55451	T	D3HZ 2212-A	A2 3211-Q-2383
E	D5HZ 2211-H	1000724	E	C2TZ 2212-E	51149	T	D3HZ 2212-B	A3 3211-Q-2461
E	D5HZ 2211-J	1000872	T	C3TZ 2212-A	A13 3711-Y-311 X	T	D3HZ 2212-C	A3 3211-T-2464
E	D5HZ 2211-K	1000715	T	C3TZ 2212-AA	A2 3211-X-1454	T	D3HZ 2212-D	A3 3211-U-2465
T	D7HZ 2211-A	A7 3211-T-1372	T	C3TZ 2212-AB	A2 3211-C-1511	T	D3HZ 2212-E	A3 3211-A-2471
E	D8HZ 2211-A	1002473	T	C3TZ 2212-AC	A 3211-U-1295	E	D3HZ 2212-H	1000054
T	D8HZ 2211-B	A 3211-C-3305	T	C3TZ 2212-B	A13 3711-U-281	E	D3HZ 2212-J	1000060
T	D8HZ 2211-C	A 3211-E-3307	T	C3TZ 2212-C	A13 3711-V-334 X	E	D3HZ 2212-K	1000224
T	D8HZ 2211-E	A 3211-T-3218	T	C3TZ 2212-D	A13 3711-T-332 X	E	D3HZ 2212-L	1000229
T	D8HZ 2211-F	A 3211-G-3465	T	C3TZ 2212-E	A13 3711-C-341 X	E	D3HZ 2212-P	89586
T	D8HZ 2211-G	A 3211-K-3469	T	C3TZ 2212-F	A13 3711-K-271	E	D3HZ 2212-R	89578
T	E1HZ 2211-A	A 3211-J-3676 S	T	C3TZ 2212-G	A13 3711-W-283	T	D5HZ 2212-B	A 3211-E-2761
T	E1HZ 2211-B	A 3211-A-3901 S	E	C3TZ 2212-M	56187	T	D5HZ 2212-C	A 3211-J-2766
T	E1HZ 2211-C	A 3211-K-3911 S	E	C3TZ 2212-S	58133	T	D5HZ 2212-D	A 3211-G-2763
T	E1HZ 2211-D	A 3211-E-3905 S	E	C3TZ 2212-T	58938	T	D5HZ 2212-E	A 3211-A-2757
T	E1HZ 2211-E	A 3211-G-3907 S	E	C3TZ 2212-U	57608	E	D5HZ 2212-F	1000712
T	E1HZ 2211-H	A 3211-J-3780	E	C3TZ 2212-V	58942	E	D5HZ 2212-G	1000866
E	E2HZ 2211-A	804005 S	T	C3TZ 2212-Y	A2 3711-A-79	E		1000728
E	E2HZ 2211-B	804515 S	T	C3TZ 2212-Z	A2 3211-H-1360	E	D5HZ 2212-H	1000723
T	E2HZ 2211-C	A 3211-D-4190 S	E	C5TZ 2212-E	102023	E	D5HZ 2212-J	1000871
E	E3HZ 2211-A	1001948	E	C5TZ 2212-F	102017	E	D8HZ 2212-A	1002472
E	E3HZ 2211-B	1002914	E	C5TZ 2212-G	102019	T	D8HZ 2212-B	A 3211-D-3306
E	E4HZ 2211-A	805189	BW	C5TZ 2212-J	316442	T	D8HZ 2212-C	A 3211-F-3308
E	E4HZ 2211-B	805366	BW	C5TZ 2212-L	316444	T	D8HZ 2212-E	A 3211-S-3217
T	E4HZ 2211-C	A 3211-D-4372 S	BW	C6TZ 2212-D	318087	T	D8HZ 2212-F	A 3211-H-3466
T	E4HZ 2211-D	A 3211-S-4387 S	BW	C6TZ 2212-E	318011	T	D8HZ 2212-G	A 3211-L-3470
BW	C9TZ 2B211-A	323125	BW	C6TZ 2212-G	317780	T	E1HZ 2212-A	A 3211-T-3582 S
E	D5TZ 2C211-A	671284	BW	C7TZ 2212-C	317970	T	E1HZ 2212-B	A 3211-B-3902 S
E	D5TZ 2C211-C	671285	BW	C7TZ 2212-D	318695	T	E1HZ 2212-C	A 3211-L-3912 S
E	D5TZ 2C211-E	671279	BW	C7TZ 2212-E	318697	T	E1HZ 2212-D	A 3211-F-3906 S
E	B5QH 2212-A	40358	BW	C7TZ 2212-G	318701	T	E1HZ 2212-E	A 3211-H-3908 S
E	B5QH 2212-B	40407	E	C7TZ 2212-H	68448	E	E2HZ 2212-A	804514 S
E		55101	E	C8TZ 2212-A	74707	T	E2HZ 2212-B	A 3211-E-4191 S
E	B5QH 2212-C	42716	E	C8TZ 2212-B	75622	E	E3HZ 2212-A	1001949
E		40395	T	C8TZ 2212-C	A2 3711-G-1047 X	E	E3HZ 2212-B	1002915
E		55145	E	C8TZ 2212-H	74705	E	E4HZ 2212-A	805188
E	B6Q 2212-B	43084	E	C8TZ 2212-J	77046	T	E4HZ 2212-B	A 3211-E-4373 S
E	B6QH 2212-F	42031	BW	C8TZ 2212-R	321282	T	E4HZ 2212-C	A 3211-R-4386 S
E		55124	WE	C9TZ 2212-B	F 72298	E	D5HZ 2C212-B	671331
E	B8QH 2212-A	44025	WE	C9TZ 2212-C	F 72310	E	D5HZ 2C212-C	671578

**1980/
FORD TRUCK PARTS**

FORD TO MANUFACTURERS' PART NUMBERS

C O D E	FORD		VENDOR	C O D E	FORD		VENDOR	C O D E	FORD		VENDOR
	PART NUMBER	PART NUMBER	PART NUMBER		PART NUMBER	PART NUMBER	PART NUMBER		PART NUMBER	PART NUMBER	
E	D5TZ	2C212-A	671278	E	D3HZ	2214-A	1000431	BW	C7TZ	2218-B	320054
E	D5TZ	2C212-C	671280	E	D3HZ	2214-B	1000433	E	C8TZ	2218-A	74942
E	D5TZ	2C212-E	671328	E	D3HZ	2214-C	1000434	WE	C8TZ	2218-F	F 68650
E	D5TZ	2C212-G	671281	E	D5HZ	2214-A	1000436	WE	C8TZ	2218-G	F 68927
T	7EQ	2213	A1 3236-E-733	T	D7HZ	2214-A	3236-W-1401	WE	C8TZ	2218-H	F 68930
E	B5QH	2213-A	40406	T	D7HZ	2214-B	A 3236-V-1400	WE	C8TZ	2218-J	F 68634
E			55100	E	D8HZ	2214-A	1001793	T	D5HZ	2218-A	A12 3722-F-396
E	B5QH	2213-B	42715	T	D8HZ	2214-E	A 3264-A-53	E	D5HZ	2218-B	1000709
E			40394	T	D8HZ	2214-F	A 3236-Y-2131	E	D5HZ	2218-C	1000809
E			55144	T	E1HZ	2214-A	3264-X-102	BW	D5TZ	2218-A	445261
E	C1TT	2213-D	45528	T	E1HZ	2214-B	3264-Y-103	T	D5TZ	2218-D	A8 3722-Y-597
BW	C6TZ	2B213-B	324361	T	E1HZ	2214-C	3236-Q-2123	T	D7HZ	2218-A	A24 3722-T-436
E	8QH	2214	23920	E	E2HZ	2214-A	804385 S	T	D7HZ	2218-B	A8 3222-V-1244
E	B5QH	2214-A	40391	E	E2HZ	2214-B	804022 S	WE	D7TZ	2218-A	FD 68633 B
E	B6Q	2214-A	43144	E	E4HZ	2214-A	804985	T	D8HZ	2218-A	A15 3722-F-396
E	B8QH	2214-B	45529	BW	D0HZ	2A214-A	324406	T	D8HZ	2218-B	A13 3722-Y-597
E	B8QH	2214-C	42617	BW	D0TZ	2B214-A	285781	E	D9HZ	2218-A	1001919
T	B8QH	2214-E	A1 3736-D-134	BW	D3HZ	2B214-A	286421	WE	E0HZ	2218-A	FC 100304 A
T	C1TT	2214-A	3236-X-1376	BW	D3HZ	2B214-B	286420	WE	E0HZ	2218-B	FC 100305 A
T	C1TZ	2214-B	3236-Y-1376	E	8QH	2215	23919	E	E2HZ	2218-A	804370 S
T	C1TZ	2214-C	A 3236-X-1376	E	B5QH	2215-A	40392	E	E3HZ	2218-A	804846
T	C1TZ	2214-D	3736-N-92 R/B	E	B6Q	2215-A	43145	T	E4HZ	2218-A	A2 3222-S-1293 S
T			A1 3736-M-91	E	B8QH	2215-B	45528	E	E4HZ	2218-B	804691
T			3736-M-91	E	B8QH	2215-C	42618	T	E4HZ	2218-C	A57 3222-S-1293 S
T	C3TZ	2214-B	3736-P-328	T	D7HZ	2215-A	3236-V-1400	E	TUAF	2218-A	35857
E	C3TZ	2214-C	60987	T	D8HZ	2215-C	3236-Y-2132	E	8QH	2219	31767
E	C3TZ	2214-D	60985	T	E1HZ	2215-A	3264-R-122	E	8QH	2219-B	35855
E	C3TZ	2214-E	60984	T	E1HZ	2215-B	3264-S-123	E	B5QH	2219-A	39383
E	C3TZ	2214-F	60986	T	E1HZ	2215-C	3236-R-2124	E	B5QH	2219-B	39073
T	C3TZ	2214-H	3736-Z-208	BW	C6TZ	2B215-A	244368	T	C6TZ	2219-A	A9 3722-D-264
E	C3TZ	2214-J	82128	T	59D	2216	15-X-436	E	C6TZ	2219-B	72725
E	C3TZ	2214-K	82127	T	TDAA	2216-A	15-X-756	E	C8TZ	2219-A	74943
T	C3TZ	2214-L	A1 3736-Z-208	T	B2Q	2217-A	17-X-207	E	TUAF	2219-A	35853
T			3736-N-326 R/B	E	C8TZ	2217-A	74713	WE	8Q	2221	F 11315
T			3736-A-209 R/B	E	8QH	2218	31768	WE	91T	2221	F 11323
T	C5TZ	2214-A	3236-M-1079	E	8QH	2218-B	35854	WE	B6QH	2221-A	F 22172
T	C5TZ	2214-B	3236-N-1080	E	B5QH	2218-A	39382	WE	B6T	2221-A	F 19381
E	C5TZ	2214-C	415007	E	B5QH	2218-B	39072	WE	C4TZ	2221-C	F 11304
E	C5TZ	2214-D	415008	E	B6QH	2218-C	43088	WE	C8UZ	2221-A	F 11320
E	C5TZ	2214-E	415020	E	B8QH	2218-A	45241	WE	D0TZ	2221-A	F 11336
E			415010	T	C1TT	2218-A	A6 3722-F-396	T	D8HZ	2221-A	2210-Y-4991
T	C5TZ	2214-F	3736-M-325	T			A18 3722-F-396	WE	E0HZ	2221-A	FC 19326
BW	C5TZ	2214-G	317075	T	C1TT	2218-B	A11 3722-F-266	WE	B5T	2222-A	F 19376
BW	C5TZ	2214-H	317074	T	C1TT	2218-C	A6 3722-D-394	WE	B6Q	2223-A	F 12086
BW	C5TZ	2214-J	317073	T			A10 3722-D-394	WE	C8TZ	2223-A	F 59301
BW	C5TZ	2214-K	317072	E	C1TZ	2218-A	55330	E	8QH	2224-A	10499
E	C5TZ	2214-L	72130	E	C1TZ	2218-B	55335	E	B6Q	2224-A	39964
T	C6TZ	2214-A	3236-Q-1083	E	C1TZ	2218-C	55341	E	C5TZ	2224-A	41432
T	C6TZ	2214-B	3236-R-1084	E	C1TZ	2218-D	55324	BW	C1TT	2A224-B	275343
BW	C6TZ	2214-C	317584	T	C3TZ	2218-A	A2 3722-U-359	BW	C1TT	2A224-C	275346
BW	C6TZ	2214-F	318086	T	C3TZ	2218-B	A4 3722-V-360	BW	C6TZ	2A224-A	229625
T	C6TZ	2214-G	3736-D-784	T	C3TZ	2218-D	A3 3722-D-264	BW	B9TT	2225-C	227308
T	C6TZ	2214-J	A4 3236-Q-1083	WE	C5TZ	2218-C	F 31194	BW	B9TT	2225-D	226577
E	C8TZ	2214-A	77040	BW	C5TZ	2218-F	316970	BW	C1TT	2225-A	226239
E	C8TZ	2214-B	77028	BW	C5TZ	2218-H	316968	T	C3TZ	2225-A	R28F 3775-J-10
E	C8TZ	2214-C	77027	BW	C5TZ	2218-J	316967	T	C3TZ	2225-AA	B26 3775-L-12
BW	D0HZ	2214-A	324055	T	C6TZ	2218-D	A7 3722-D-264	T	C3TZ	2225-C	R18 3775-J-10
BW	D0HZ	2214-B	324056	E	C6TZ	2218-E	72724	T	C3TZ	2225-D	R8 3775-L-12

1980/ FORD TRUCK PARTS

CROSS REFERENCE LIST 195

FORD TO MANUFACTURERS' PART NUMBERS												
C O D E	FORD PART NUMBER	VENDOR PART NUMBER	C O D E	FORD PART NUMBER	VENDOR PART NUMBER	C O D E	FORD PART NUMBER	VENDOR PART NUMBER	C O D E			
T	C3TZ	2225-E	R52	3775-L-12	AL	DOHZ	2C225-B	1126M001	T	7EQ	2241	3286-E-31
T	C3TZ	2225-F	R36F	3775-J-10	AL	DOHZ	2D225-A	11M052	T	8EB	2241-B	3286-Z-156
T	C3TZ	2225-G	R58	3775-L-12	AL	DOHZ	2E225-A	11428R8	T	B8QH	2241-A	3286-E-187
T	C3TZ	2225-H	R41F	3775-L-12	MG	C5TZ	2F225-A	1284 A	T	B8QH	2241-B	3286-D-186
T	C3TZ	2225-J	R25F	3775-L-12	T	8QH	2230-A	2210-A-781	T	C5TZ	2241-A	3286-X-206
T	C3TZ	2225-K	R45F	3775-L-12	T	8QH	2230-B	2210-A-1847	T	C6TZ	2241-A	3286-T-254 X
BW	C3TZ	2225-M	227145		T	B8QH	2230-A	2210-K-765	T	C8TZ	2241-A	3286-F-266 X
T	C3TZ	2225-N	F62	3276-X-24	T	B9TT	2230-A	2210-E-3151	T	8M	2248	15-X-758
T	C3TZ	2225-R	F61	3276-X-24	T	B9TT	2230-B	2210-G-3153	S	C6TZ	2248-B	30175
T	C3TZ	2225-S	B4	3775-L-12	T	B9TT	2230-C	2210-T-3166	S			30135
T	C3TZ	2225-T	D4F	3775-L-12	T	COTT	2230-E	2210-M-3159	T	D3HZ	2248-A	15-X-1456
T	C3TZ	2225-U	DF	3775-L-12	T	C4TZ	2230-A	2710-V-126	T	D3HZ	2248-B	15-X-1455
T	C3TZ	2225-V	D45F	3775-L-12	T	D5HZ	2230-A	2210-H-4662	T	D5HZ	2248-A	15-X-1476
T	C3TZ	2225-W	A68	3775-L-12	T	D5HZ	2230-B	2210-B-3772	BW	D8HZ	2L248-A	292918
T	C3TZ	2225-Y	A24	3775-J-10	WE	D6TZ	2230-A	FE 32543	BW	D8HZ	2L248-B	292917
T	C3TZ	2225-Z	A2	3775-J-10	WE	D6TZ	2230-B	FE 32541	WE	C9TZ	2B257-A	F 70518
T	C4TZ	2225-D	R50F	3775-J-10	T	D8HZ	2230-A	2210-Z-4992	WE	C9TZ	2B257-B	F 70519
T	C4TZ	2225-E	R49F	3775-J-10	WE	EOHZ	2230-A	FC 99055	WE	DOHZ	2B257-A	F 72212
T	C4TZ	2225-F	CF	3775-J-10	T	E1HZ	2230-A	2210-R-5556	WE	2Q	2261-A	F 15316
T	C4TZ	2225-G	C3F	3775-J-10	T	TGAF	2230-A	2210-L-2222	T	7EQ	2261	A14 3261-Q-17
BW	C5TZ	2225-G	280041		T	8QH	2231-A	2210-Z-780	T	8Q	2261-A	A2 3261-N-40
BW	C6TZ	2225-A	280262		T	8QH	2231-B	2210-B-1848	WE	91T	2261	F 4511
BW	C6TZ	2225-B	280318		T	B8QH	2231-A1	2210-L-766	WE	92Y	2261	F 4571
T	C6TZ	2225-C	A3	3775-J-10	T	B9TT	2231-A	2210-F-3152	WE	B6Q	2261-A	F 19107
BW	C7TZ	2225-E	284674		T	B9TT	2231-B	2210-H-3154	WE	B6QH	2261-A	F 19109
BW	C7TZ	2225-F	280099		T	B9TT	2231-C	2210-S-3165	WE	B6QH	2261-B	F 19111
BW	DOHZ	2225-B	282835		T	COTT	2231-E	2210-L-3158	WE	B8T	2261-A	F 28850
MG	DOHZ	2225-F	SG 30	LD135	T	C4TZ	2231-A	2710-U-125	WE	C1TT	2261-A	F 35326
MG	DOHZ	2225-G	SG 24	LD25	T	D5HZ	2231-A	2210-J-4664	WE	C5TZ	2261-A	F 26172
BW	DOTZ	2225-A	282834		T	D5HZ	2231-B	2210-C-3773	WE	C5TZ	2261-B	F 24489
MG	D2HZ	2225-D	1012048		WE	D6TZ	2231-A	FE 32544	WE	D4TZ	2261-A	FD 80187
MG	D2TZ	2225-A	9 21		WE	D6TZ	2231-B	FE 32542	WE	EOHZ	2261-A	FD 26159
MG	D3HZ	2225-A	S5 9	C2	T	D8HZ	2231-A	2208-Y-4991	WE	B8T	2262-A	F 28851
MG	D3HZ	2225-B	SG 30	C28	T	E1HZ	2231-A	2210-Q-5555	WE	COTT	2262-A	F 33967
MG	D3HZ	2225-C	SG 24	C14	T	TGAF	2231-A	2210-K-2221	WE	C1TT	2262-A	F 35325
MG	D3HZ	2225-D	C 30	LP34	T	B5QH	2233-A	1779-T-46	WE	C8TZ	2262-E	F 26181
MG	D3HZ	2225-E	SS12A	1	T	B0QH	2236-A	1229-Y-909	WE	D4TZ	2262-A	FD 80186
MG	D3HZ	2225-F	SS9A	4	T	DOHZ	2236-A	1229-F-1618	BW	E4HZ	2B262-A	2232059
MG	D3HZ	2225-G	SS9A	5	T	D5HZ	2236-A	1229-E-811	WE	C8HZ	2B264-A	F 68300
MG	D3HZ	2225-H	SS12A	5	E	2QH	2237-A	37117	BW	DOHZ	2A269-A	246088
MG	D3HZ	2225-J	SS12A	4	T	B8QH	2237-A	1225-N-378	BW	DOHZ	2A269-B	246089
MG	D3TZ	2225-D	C 24	22	E	C1TZ	2237-A	37126	BW	DOHZ	2A269-C	246090
MG	D3TZ	2225-E	SS9A	1	T	C3TZ	2237-A	1225-B-444	BW	DOHZ	2A269-D	246091
MX	D4HZ	2225-K	40 45597	9	T	D8HZ	2237-A	1225-M-897	BW	C1TZ	2A270-A	275242
MX	D4TZ	2225-D	40 45283	9	T	8Q	2238	1107-B-80	BW	C2TZ	2A270-A	276334
AL	D5HZ	2225-C	1126M000E		T	8M	2240-A1	3105-F-136	BW	C2TZ	2A270-B	276333
MG	D5HZ	2225-D	SG 30	LD28	T	B4J	2240-A	A 3286-S-149	BW	C6TZ	2A270-A	279857
AL	D5HZ	2225-E	1127000E		T	B4Q	2240-A	3286-Y-181	BW	C7TZ	2A270-A	280803
MG	D5HZ	2225-F	SG 24	E	T	B7D	2240-A	3286-H-190	BW	C7TZ	2A270-B	281159
AL	D5TZ	2225-B	1127M000		T	B7T	2240-A	3286-J-192	BW	C8TZ	2A270-A	281645
AL	D5TZ	2225-C	1134M000		T	BB	2240-B	3286-W-23	BW	DOHZ	2A270-A	282410
AL	D5TZ	2225-D	1126M000		T	C1TT	2240-A	3280-N-352	BW	D2HZ	2A270-A	284760
AL	D8HZ	2225-B	162063		T	C2TZ	2240-A	3286-M-143	BW	D2HZ	2A270-B	281069
WE	D8HZ	2225-C	AF 69245		T	C4TZ	2240-A	3286-Q-199	BW	D5HZ	2A270-A	286895
E	TWAE	2225-A	38839		T	C8TZ	2240-D	3686-C-107	BW	D5HZ	2A270-B	287782
E	TWAE	2225-B	40768		T	C9HZ	2240-A	3286-D-212	BW	D5TZ	2A270-A	287124
AL	D2TZ	2C225-A	1127M001	AA	T	D1TZ	2240-A	3286-L-272	BW	D5TZ	2A270-B	287125
AL	DOHZ	2C225-A	1134M001		T	E4HZ	2240-A	3286-L-584	BW	D8HZ	2A270-A	289544

July, 1989

COPYRIGHT © 1989 — FORD MOTOR COMPANY — DEARBORN, MICHIGAN

New Issue

**1980/
FORD TRUCK PARTS**

FORD TO MANUFACTURERS' PART NUMBERS

C O D E	FORD PART NUMBER	VENDOR PART NUMBER	C O D E	FORD PART NUMBER	VENDOR PART NUMBER	C O D E	FORD PART NUMBER	VENDOR PART NUMBER
BW		289086	T	8QH 2304-A	A 3299-M-637	E	2QH 2310-A	37125
BW	E0HZ 2A270-A	101130	T	8QH 2304-B	A 3299-V-1322	E	B4QH 2310-A	37935
BW	E0HZ 2A270-B	101363	T	B8QH 2304-A1	A 3799-N-560	E	B5QH 2310-A	40405
BW	D9HZ 2L270-A	101609	T	B8TZ 2304-A	A 3299-B-1094	E	B5QH 2310-B	40408
T	7EQ 2276	1199-V-698	T	D5HZ 2304-A	A41 3299-E-3047	E	B7QH 2310-A	43586
T	7EQ 2277	1199-S-695	T	D5HZ 2304-B	A3 3299-G-4661	E	B7QH 2310-B	43584
BW	D8HZ 2L280-A	292920	T	D6HZ 2304-A	A1 3299-V-5144	T	B8QH 2310-A	A13 3299-U-1555
BW	D8HZ 2L280-B	292921	WE	D6TZ 2304-A	FF 80541 B	E	B8QH 2310-B	45539
BW	C1TT 2282-B	216369	WE	D6TZ 2304-B	FD 87181	E	B8QH 2310-C	45535
BW	C2TZ 2282-B	205950	T	D8HZ 2304-A	A1 3299-U-5195	E	B8QH 2310-D	43995
BW	C3TZ 2282-A	277366	WE	D8HZ 2304-B	FF 88878 A	T	C1TT 2310-B	A3 3299-T-1554
SF	D9HZ 2282-A	213 08 014	T	D8HZ 2304-C	A25 3299-U-5195	T	C1TT 2310-C	A3 3299-G-1697
SF	D9HZ 2282-B	213 08 013	T	E1HZ 2304-A	A65 3299-U-5195	T	C1TT 2310-D	A11 3299-H-1698
SF	D9HZ 2282-C	213 08 017	T	E1HZ 2304-B	A85 3299-U-5195	T	C1TT 2310-E	A5 3299-T-1554
SF	D9HZ 2282-D	213 08 012	T	TGAF 2304-A	A 3299-M-1417	T	C2TZ 2310-A	A15 3299-G-1697
T	C1TT 2284-B	2740-W-1245	T	D5HZ 2305-A	A41 3299-D-3406	T	C2TZ 2310-B	A21 3299-H-1698
T	C1TT 2284-C	2740-S-1241	T	D5HZ 2305-B	A3 3299-F-4660	E	C2TZ 2310-C	51145
T	C1TT 2285-A	2740-U-1269	T	D6HZ 2305-A	A1 3299-U-5143	T	C2TZ 2310-D	A60 3299-T-1554
T	C1TT 2285-B	2740-V-1244	WE	D6TZ 2305-A	FF 80542 B	T	C2TZ 2310-E	A11 3299-T-1554
T	C1TT 2285-C	2740-R-1240	WE	D6TZ 2305-B	FD 87182	T	C2TZ 2310-F	A9 3299-T-1554
T	B3T 2286-A	A 2297-Y-779	T	D8HZ 2305-A	A1 3299-V-5196	E	C2TZ 2310-G	51142
WE	C8TZ 2286-G	F 26199	WE	D8HZ 2305-B	FF 88877 A	E	C2TZ 2310-H	51160
WE	D1TZ 2286-B	F 68938	T	D8HZ 2305-C	A25 3299-V-5196	T	C3TZ 2310-A	A59 3299-W-1557
WE	D1TZ 2286-C	F 70103	T	E1HZ 2305-A	A65 3299-V-5196	T	C3TZ 2310-B	B64 3299-U-1555
WE	D1TZ 2286-D	F 43399	T	E1HZ 2305-B	A85 3299-V-5196	T	C3TZ 2310-C	B65 3299-U-1555
WE	D2HZ 2B286-A	F 74976	T	B6QH 2306-A	3299-N-1444	T	C3TZ 2310-D	B67 3299-U-1555
SF	C7TZ 2A287-A	211181 4 2	T	B8QH 2306-C	3799-C-549	T	C3TZ 2310-E	B68 3299-U-1555
T	O9B 2290	1225-R-122	T	C4TZ 2306-A	A 3799-H-580	E	C3TZ 2310-F	51161
T	8QH 2290	1225-U-218	T	C4TZ 2306-B	A 3799-G-579	E	C3TZ 2310-G	51159
T		1225-J-218	BW	D5HZ 2306-A	236506	E	C3TZ 2310-K	55426
T	B8QH 2290-A	1225-H-86	BW	D5HZ 2306-B	292336	T	C3TZ 2310-L	A2 3211-Y-1455
T	B8QH 2290-B	1225-P-94	T	B5QH 2308-A	A2 3780-J-10	T	C3TZ 2310-M	A2 3211-G-1359
BW	C3TZ 2A290-A	216603	T	B5QH 2308-B	A2 3780-N-14	T	C3TZ 2310-N	A2 3211-T-1294
BW	C3TZ 2A292-A	241757	T	B8QH 2308-A1	A2 3780-C-29	T	C3TZ 2310-R	A2 3211-D-1512
BW	D0HZ 2A292-A	247343	T	B9TT 2308-A	A5 3780-J-10	T	C3TZ 2310-S	B2 3299-B-1978
S	D6TZ 2B292-B	37947	T	B9TT 2308-B	A5 3780-N-14	T	C3TZ 2310-T	A74 3299-G-1697
S	D6TZ 2B293-B	37948	T	C0TT 2308-D	A5 3780-C-29	T	C3TZ 2310-U	B69 3299-T-1554
T	8QH 2296	2258-V-256	T	C1TT 2308-A	A2 3780-M-13	T	C3TZ 2310-V	B71 3299-U-1555
E	B5QH 2296-A	39081	T	D5HZ 2308-A	A2 3780-K-11	T	C5TZ 2310-A	B75 3299-T-1554
E	B6Q 2296-B	40728	T	D5HZ 2308-B	B17 3275-G-501	E	C5TZ 2310-B	201019
T	B8QH 2296-A	2258-T-124	T		A4 3275-G-501	E	C5TZ 2310-C	201024
E	B9TT 2296-A	48389	T	D8HZ 2308-B	A4 3780-Z-26	E	C8TZ 2310-A	74909
E	B9TT 2296-B	50450	T	D8HZ 2308-C	A 3275-W-647	E	C8TZ 2310-B	73647
E	B9TZ 2296-B	211011	T	D8HZ 2308-D	A4 3780-A-27	E	D0HZ 2310-A	79966
E	C0TZ 2296-A	39081 H	T	D9HZ 2308-A	B99 3275-G-501	E	D0HZ 2310-B	79967
E	C1TT 2296-A	56198	T		B98 3275-G-501	E	D0HZ 2310-E	82142
T	C3TZ 2296-A	2728-N-66	T	E1HZ 2308-A	A6 3275-X-596	T	D1HZ 2310-A	B73 3299-T-1554
T	C3TZ 2296-B	2758-C-55	T	E4HZ 2308-A	A4 3275-X-596	E	D1HZ 2310-B	89301
BW	C5TZ 2296-A	316392	T	B5QH 2309-A	A3 3780-J-10	E	D1HZ 2310-C	89367
E	C8TZ 2296-A	78580	T	B6QH 2309-B	A3 3780-N-14	T	D3HZ 2310-A	B67 3299-T-1554
E		65046	T	B8QH 2309-A	A3 3780-B-28	T	D3HZ 2310-B	D43 3299-T-1554
WE	D4TZ 2296-E	FC 98262	T	B9TT 2309-A	A6 3780-J-10	E	D3HZ 2310-C	89575
T	D8HZ 2296-A	2258-U-619	T	B9TT 2309-B	A6 3780-N-14	E	D3HZ 2310-D	89581
BW	D0TZ 2A296-A	323193	T	C0TT 2309-D	A6 3780-B-28	E	D3HZ 2310-E	89583
T	7EQ 2297-A	2258-Z-390	T	C1TT 2309-A	A3 3780-M-13	E	D3HZ 2310-F	89575
MG	DOHZ 2K300-A	9007001	T	D5HZ 2309-A	A3 3780-K-11	E	D3HZ 2310-G	89581
T	7EQ 2302	A1 302-A-469	T	D8HZ 2309-B	A 3275-X-648	E	D3HZ 2310-H	89583
T	7EQ 2303	A1 302-Z-468	BW	E4HZ 2309-A	2771309	T	D5HZ 2310-A	C47 3299-U-1555

**1980/
FORD TRUCK PARTS**

FORD TO MANUFACTURERS' PART NUMBERS

C O D E	FORD PART NUMBER	VENDOR PART NUMBER	C O D E	FORD PART NUMBER	VENDOR PART NUMBER	C O D E	FORD PART NUMBER	VENDOR PART NUMBER
T	D5HZ 2310-B	E13 3299-U-1555	T	C3TZ 2311-S	B3 3299-B-1978	T	C3TZ 2314-A	A85 3275-G-501
E	D5HZ 2310-C	89287	T	C3TZ 2311-T	A74 3299-H-1698	BW		277959
T	D7HZ 2310-A	A1 3299-T-5220	T	C3TZ 2311-U	B69 3299-U-1555	BW	C7TZ 2314-A	323163
E	D8HZ 2310-A	1000113	T	C3TZ 2311-V	B71 3299-T-1554	BW	D4TZ 2314-A	3202740
E	D8HZ 2310-B	89126	T	C5TZ 2311-A	B75 3299-U-1555	T	D7HZ 2314-A	A 3275-K-635
T	D8HZ 2310-C	G26 3299-T-1554	E	C5TZ 2311-B	201020	E	D8HZ 2314-A	1002460
T	D8HZ 2310-D	C49 3299-T-1554	E	C5TZ 2311-C	201023	T	D8HZ 2314-B	A 3275-T-644
T	D8HZ 2310-E	G 3299-T-1554	E	C8TZ 2311-A	74910	T	D8HZ 2314-C	A2 3275-Z-650
T	D8HZ 2310-F	F98 3299-T-1544	E	C8TZ 2311-B	73648	E	E2HZ 2314-A	1003090 S
T	D8HZ 2310-G	G24 3299-T-1554	E	D0HZ 2311-A	79965	T	E2HZ 2314-B	A1 3275-Z-650
T	D8HZ 2310-H	G44 3299-U-1555	E	D0HZ 2311-B	79968	E	8QH 2315	32332
T	D8HZ 2310-J	G42 3299-T-1554	E	D0HZ 2311-E	82141	E	B5QH 2315-A	32975
E	D9HZ 2310-A	82571	T	D1HZ 2311-A	B73 3299-U-1555	T	C1TT 2315-A	A14 3275-X-518
E	E2HZ 2310-A	804178 S	E	D1HZ 2311-B	89302	BW		278017
E	E2HZ 2310-B	804180 S	E	D1HZ 2311-C	89366	T	C1TT 2315-B	A11 3275-G-501
E	E2HZ 2310-C	804255 S	T	D3HZ 2311-A	B67 3299-U-1555	BW		278254
E	E2HZ 2310-D	804256 S	T	D3HZ 2311-B	D43 3299-U-1555	BW	C5TZ 2315-A	278312
E	E2HZ 2310-E	804258 S	E	D3HZ 2311-C	89574	E	C8TZ 2315-A	23864
E	E2HZ 2310-F	804517 S	E	D3HZ 2311-D	89580	T	D8HZ 2315-A	A 3275-L-636
T	E2HZ 2310-G	H81 3299-U-1555	E	D3HZ 2311-E	89582	E		1002461
E	E3HZ 2310-A	89280	E	D3HZ 2311-F	89574	T	D8HZ 2315-B	A 3275-S-643
E	E4HZ 2310-A	804446	E	D3HZ 2311-G	89580	T	D8HZ 2315-C	A2 3275-Y-649
E	E4HZ 2310-B	805365	E	D3HZ 2311-H	89582	E	D9HZ 2315-A	70525
E	2QH 2311-A	37124	T	D5HZ 2311-A	C47 3299-T-1554	E	E2HZ 2315-A	1001893 S
E	B4QH 2311-A	37934	T	D5HZ 2311-B	E13 3299-T-1554	E	E2HZ 2315-B	1003091 S
E	B5QH 2311-A	40404	E	D5HZ 2311-C	89286	T	E2HZ 2315-C	A1 3275-Y-649
E	B5QH 2311-B	40409	T	D7HZ 2311-A	A1 3299-S-5219	E	E4HZ 2315-A	1008392
E	B7QH 2311-A	43585	E	D8HZ 2311-A	1000114	E	TWAE 2315-A	31948
E	B7QH 2311-B	43583	E	D8HZ 2311-B	89127	E	8QH 2316-B	35444
T	B8QH 2311-A	A13 3299-T-1554	T	D8HZ 2311-C	G26 3299-U-1555	E	B5QH 2316-A	39380
E	B8QH 2311-B	45538	T	D8HZ 2311-D	C49 3299-U-1555	E	B7QH 2316-A	40547
E	B8QH 2311-C	45334	T	D8HZ 2311-E	G 3299-U-1555	T	B8QH 2316-A	2210-P-2980
E	B8QH 2311-D	43994	T	D8HZ 2311-F	F98 3299-U-1555	E	B8QH 2316-B	45530
T	C1TT 2311-B	A3 3299-U-1555	T	D8HZ 2311-G	G24 3299-U-1555	E		1003294
T	C1TT 2311-C	A3 3299-H-1698	T	D8HZ 2311-H	G44 3299-T-1554	E	B8QH 2316-C	44027
T	C1TT 2311-D	A11 3299-G-1697	T	D8HZ 2311-J	G42 3299-U-1555	T	C1TT 2316-A	2210-K-3027
T	C1TT 2311-E	A5 3299-U-1555	E	D9HZ 2311-A	82572	T	C1TT 2316-C	2210-L-2404
T	C2TZ 2311-A	A15 3299-H-1698	E	E2HZ 2311-A	804179 S	T	C5TZ 2316-A	2797-C-211
T	C2TZ 2311-B	A21 3299-G-1697	E	E2HZ 2311-B	804181 S	E	C5TZ 2316-B	104005
E	C2TZ 2311-C	51144	E	E2HZ 2311-C	804254 S	E	C5TZ 2316-C	304003
T	C2TZ 2311-D	A60 3299-U-1555	E	E2HZ 2311-D	804257 S	E	C8TZ 2316-A	70308
T	C2TZ 2311-E	A11 3299-U-1555	E	E2HZ 2311-E	804259 S	E	C8TZ 2316-B	70306
T	C2TZ 2311-F	A9 3299-U-1555	E	E2HZ 2311-F	804516 S	E	D8HZ 2316-A	71306
E		51162	T	E2HZ 2311-G	H81 3299-T-1554	T	D8HZ 2316-B	2210-R-5010
E	C2TZ 2311-G	51143	E	E3HZ 2311-A	89281	T	D8HZ 2316-C	2210-F-5050
E	C2TZ 2311-H	51159	E	E4HZ 2311-A	804447	T	E1HZ 2316-A	2210-H-4870
E	C2TZ 2311-J	51143	E	E4HZ 2311-B	805364	T	E1HZ 2316-B	2210-D-5100
T	C3TZ 2311-A	A59 3299-V-1556	T	C1TT 2A311-A	5X 191	T	E1HZ 2316-C	2210-D-5126
T	C3TZ 2311-B	B64 3299-T-1554	T	C1TT 2A312-A	1205-W-205	T	E1HZ 2316-D	2210-D-5360 S
T	C3TZ 2311-C	B65 3299-T-1554	T	B5QH 2313-A	2797-Q-17	T		2210-D-5360
T	C3TZ 2311-D	B67 3299-T-1554	E	8QH 2314	32333	T	E1HZ 2316-E	2210-B-5332
T	C3TZ 2311-E	B68 3299-T-1554	E	B4Q 2314-A	31949	T	E1HZ 2316-F	2210-W-5327 S
E	C3TZ 2311-F	51162	E	B7QH 2314-A	32976	T		2210-W-5327
E	C3TZ 2311-K	55425	T	B8QH 2314-A	A13 3275-X-518	T	E1HZ 2316-G	2210-K-5341
T	C3TZ 2311-L	A2 3211-H-1360	BW		278016	T	E1HZ 2316-H	2210-B-5332 S
T	C3TZ 2311-M	A2 3211-X-1454	T	C1TT 2314-A	A25 3275-G-501	E	E2HZ 2316-A	35455 S
T	C3TZ 2311-N	A2 3211-C-1511	T	C1TT 2314-B	A12 3275-G-501	E	E4HZ 2316-A	1000840
T	C3TZ 2311-R	A 3211-U-1295	BW		278255	E	TUAF 2316-A	35431

**1980/
FORD TRUCK PARTS**

FORD TO MANUFACTURERS' PART NUMBERS

C O D E	FORD PART NUMBER	VENDOR PART NUMBER	C O D E	FORD PART NUMBER	VENDOR PART NUMBER	C O D E	FORD PART NUMBER	VENDOR PART NUMBER
E	TWAE 2316-A	38506	T	C3TZ 2325-A	2797-R-96	E	D5HZ 2B372-R	682114
E	8QH 2317-B	30635	T	C3TZ 2325-B	2797-B-106	E	D5HZ 2B372-S	682113
E		35443	T	C3TZ 2325-C	2797-D-56	E	D5HZ 2B372-T	682112
E	B5QH 2317-A	39379	MG	C5TZ 2325-C	R 1274 A2	E	D5HZ 2B372-Z	610264
E	B7QH 2317-A	40548	MG	C5TZ 2325-D	R 9174 A2	E	D5TZ 2B372-A	682104
T	B8QH 2317-A	2210-Q-2981	BW	C6TZ 2325-A	244415	E	D5TZ 2B372-D	682105
E	B8QH 2317-B	45531	BW	C6TZ 2325-B	244414	E	D5TZ 2B372-G	682101
E		1003295	MG	C8TZ 2325-A	N 774 A2	E	D5TZ 2B372-L	682116
E	B8QH 2317-C	44028	BW	D0HZ 2325-A	234101	E	D8HZ 2B372-C	610272
T	C1TT 2317-A	2210-L-3028	BW	D0HZ 2325-B	234189	E	D8HZ 2B372-D	610273
T	C1TT 2317-C	2210-M-2405	MG	D0HZ 2325-E	N 1174 A2	E	D5HZ 2B373-A	670050
T	C5TZ 2317-A	2710-D-212	MG	D0HZ 2325-F	N 674 A2	E	D5TZ 2B373-A	670051
E	C5TZ 2317-B	104006	BW	D0TZ 2325-A	234100	E		670019
E	C5TZ 2317-C	304004	MX	D1HZ 2325-A	40 31165 9	T	7EQ 2376-A1	2240-W-1115
E	C8TZ 2317-A	70309	WE	D5HZ 2325-A	AD 17462 N	BW	C1TZ 2A384-A	275824
E	C8TZ 2317-B	70307	BW	D5HZ 2325-B	234099	BW	C3TZ 2A384-A	221204
E	D8HZ 2317-A	71307	WE	D6TZ 2325-A	AD 17544 N	BW	C6TZ 2A384-A	222279
T	D8HZ 2317-B	2210-Q-5009	AL	D0HZ 2325-C	1126M009	BW	C6TZ 2A384-B	225740
T	D8HZ 2317-C	2210-E-5049	AL	D0HZ 2325-D	1127M009	BW	D0HZ 2A384-A	205465
T	E1HZ 2317-A	2210-G-4869	E	B5QH 2330-A	40864	T	D5HZ 2L409-A	A 3236-Z-1794
T	E1HZ 2317-B	2210-E-5101	CR		14810	T	D5HZ 2L409-B	3236-A-1795
T	E1HZ 2317-C	2210-C-5125	T	C4TZ 2330-A	1205-X-726	BW	D0HZ 2B431-A	283036
T	E1HZ 2317-D	2210-C-5359	WE	D6TZ 2330-A	FC 44793 C	BW	D5HZ 2B431-A	286893
T	E1HZ 2317-E	2210-A-5331 S	T	7EQ 2331-B	1229-S-1189	BW	E0HZ 2B431-A	101234
T		2210-A-5331	E	8QH 2333	23926	BW	E3HZ 2B431-A	102144
T	E1HZ 2317-F	2210-X-5328 S	E	B5QH 2333-A	39076	BW	C6TZ 2A435-A	277147
T		2210-X-5328	E	B6Q 2333-B	42688	BW	D0HZ 2A435-A	283038
T	E1HZ 2317-G	2210-L-5342	T	B8QH 2333-A	1759-M-13	BW	D5HZ 2A435-A	286903
T	E1HZ 2317-H	2210-K-5341 S	T	C1TT 2333-A	1259-N-170	BW	E0HZ 2A435-A	101486
E	E2HZ 2317-A	35456 S	T	C7TZ 2333-A	1259-R-200	BW	C6TZ 2A449-A	279180
E	E4HZ 2317-A	1000839	WE	C8HZ 2333-A	F 59760	WE	C7TZ 2A449-C	A 39221
E	TUAF 2317-A	35430	WE	C8TZ 2333-A	F 59339	BW	D0HZ 2A449-A	283086
E	TWAE 2317-A	38505	T	D5HZ 2333-A	1259-Q-251	WE	D3TZ 2A449-A	AE 78880
E	B1QH 2318-A	35473	T	D7HZ 2333-A	1259-R-252	WE	D3TZ 2A449-B	A 76956
E	C5TZ 2318-A	90021	T	E1HZ 2333-A	1259-N-274	WE	D3TZ 2A449-C	A 39230
E	C6TZ 2318-A	90049	BW	D0HZ 2B339-A	281679	BW	E4HZ 2A449-A	065039
T	D3HZ 2318-A	1229-B-1302	BW	D5HZ 2B339-A	286747	BW	C1TT 2454-A	275307
T	E1HZ 2318-A	1229-D-2942	E	8QH 2341-A	10504	BW	C3TZ 2A456-A	276919
E	E2HZ 2318-A	804017 S	T	B8QH 2341-A	1218-G-85	BW	D0TZ 2457-A	244682
BW	C6TZ 2B320-A	281553	E	8QH 2343	10388	T	C3TZ 2A463-A	A9 3780-L-64
BW	B6QH 2321-A	234435	T	7EQ 2345	1245-F-110	T	C3TZ 2A463-B	A6 3780-L-64
BW	C6TZ 2321-B	244262	T	7EQ 2346	1199-U-1139	T	C3TZ 2A463-C	A1 3780-H-60
BW	C7TZ 2321-A	245110	T	7EQ 2347	1245-E-109	T	C3TZ 2A463-D	A8 3780-H-60
MG	C8TZ 2321-A	3073 A	T	B8QH 2356-A	1718-Y-103	T	C3TZ 2A463-E	A14 3780-H-60
BW	D0HZ 2321-A	234192	T	E1HZ 2356-A	3105-L-194	T	C3TZ 2A463-F	A1 3780-L-64
BW	D0HZ 2321-B	234131	E	8QH 2358	10505	T	C3TZ 2A463-G	A2 3780-R-122
BW	D0TZ 2321-A	234130	E	B5QH 2359-A	39074	T	C3TZ 2A463-H	A4 3780-R-122
MG	D3HZ 2321-A	1673 A	E	8QH 2367-A	18427	T	C3TZ 2A463-J	A24 3780-R-122
MG	D3HZ 2321-B	1873 A	E	8QH 2367-B	35337	T	C3TZ 2A463-K	A30 3780-R-122
BW	D5HZ 2321-A	234129	T	7EQ 2370	A3 3222-R-486	T	C3TZ 2A463-L	A37 3780-D-82
MG	D5TZ 2321-A	1973 A	T	7EQ 2371	1199-Q-1135	T	C3TZ 2A463-M	A38 3780-D-82
AL	DOHZ 2321-C	11M014	E	D5HZ 2B372-A	682106	T	C3TZ 2A463-N	A33 3780-R-122
AL	DOHZ 2321-D	11M016	E	D5HZ 2B372-AB	610259	T	C3TZ 2A463-R	A45 3780-D-82
BW	B6QH 2325-A	234433	E	D5HZ 2B372-AC	610263	T	C5TZ 2A463-A	A5 3780-L-64
BW	B6QH 2325-B	234226	E	D5HZ 2B372-B	682107	MG	C5TZ 2A463-D	1270 A410
BW	B6QH 2325-C	210816	E	D5HZ 2B372-C	682102	MG	C5TZ 2A463-E	9170 A410
BW	B6QH 2325-D	231928	E	D5HZ 2B372-E	682103	BW	C6TZ 2A463-A	279780
BW	B6QH 2325-E	200001	E	D5HZ 2B372-M	682115	BW	C6TZ 2A463-B	279479

1980/ FORD TRUCK PARTS

CROSS REFERENCE LIST 199

FORD TO MANUFACTURERS' PART NUMBERS

C O D E	FORD PART NUMBER	VENDOR PART NUMBER	C O D E	FORD PART NUMBER	VENDOR PART NUMBER	C O D E	FORD PART NUMBER	VENDOR PART NUMBER			
BW	C6TZ	2A463-C	280319	BW	D0HZ	2A465-A	225208	MX	DOTZ	2A469-A	40 31467 9
BW	C6TZ	2A463-D	279781	BW	D0HZ	2A465-B	229682	T	C3TZ	2A470-A	2797-V-100
BW	C6TZ	2A463-E	279783	BW	D0HZ	2A465-C	227212	T	C3TZ	2A470-B	2797-Q-95
BW	C6TZ	2A463-F	279785	BW	D0TZ	2A465-A	275348	T	C3TZ	2A470-C	2797-X-102
T	C6TZ	2A463-G	A39 3780-D-82	BW	D0TZ	2A465-B	225679	MG	C5TZ	2A470-A	A1 1280 A
BW	C7TZ	2A463-A	279782	BW	D0TZ	2A465-C	225811	MG	C5TZ	2A470-B	A1 9180 A
MG	C7TZ	2A463-B	9170 A285	MX	D2HZ	2A465-A	40 40284 9	BW	C6TZ	2A470-A	279745
MG	C7TZ	2A463-C	1270 A285	BW	D5HZ	2A465-C	225141	BW	C6TZ	2A470-B	228280
BW	D0HZ	2A463-B	283486	BW	D5HZ	2A465-D	226692	BW	C6TZ	2A470-C	279744
BW	D0HZ	2A463-C	283488	BW	D5HZ	2A465-E	227224	MG	C8TZ	2A470-A	A1 780 A
MG	D0HZ	2A463-E	1270 A225	MG	D5TZ	2A465-A	1671 A437	BW	D0HZ	2A470-A	227743
MG	D0HZ	2A463-F	9170 A225	BW	D6HZ	2A465-A	227922	BW	D0HZ	2A470-B	227746
BW	D0TZ	2A463-B	283484	MX	D8HZ	2A465-A	40 40146 9	BW	D0HZ	2A470-E	282825
BW	D0TZ	2A463-C	283485	MX	D8HZ	2A465-B	40 40010 9	BW	D0TZ	2A470-A	227742
BW	D0TZ	2A463-D	283487	MG	D9HZ	2A465-A	8254802	BW	D0TZ	2A470-B	227745
MX	D1HZ	2A463-A	40 36010 9	MG	DOHZ	2A465-D	1271 A156B	MX	D1HZ	2A470-A	40 31061 9
MX	D1HZ	2A463-B	40 36011 9	MG	DOHZ	2A465-E	9171 A156B	MX	D2HZ	2A470-A	40 31063 9
MX	D2HZ	2A463-A	40 40175 9	MG	DOHZ	2A465-F	1671 A1162	MG	D3HZ	2A470-A	A1 1780 A
AL	D2TZ	2A463-A	161376	MG	C5TZ	2A466-A	1240 AHD	MG	D3HZ	2A470-B	A1 2080 A
BW	D5HZ	2A463-B	286701	MG	C5TZ	2A466-B	1240 ASTD	BW	D5HZ	2A470-B	227744
BW	D5HZ	2A463-C	285156	MG	C7TZ	2A466-A	1240 AXHD	AL	DOHZ	2A470-C	1126M005 1
BW	D6HZ	2A463-A	226220	MX	D1HZ	2A466-A	40 31021 9	AL	DOHZ	2A470-D	1127M005 1
MG	D9HZ	2A463-A	8215807	MX	D1HZ	2A466-B	40 31002 9	MG	DOTZ	2A470-C	A1 680 A
AL	DOHZ	2A463-D	1126M002	AL	D4HZ	2A466-A	1127M006	AL	DOHZ	2A471-A	11M037
MX	DOTZ	2A463-A	40 36010 9	AL	DOHZ	2A466-A	1126M006	MG	C5TZ	2A472-A	1255 A
BW	D2HZ	2B463-A	245859	MG	DOHZ	2A466-C	740 A	MG	D5HZ	2A472-A	1755 A(7608)
MG	C5TZ	2A464-A	1250 A	MX	D8HZ	2A467-A	40 40644 9	AL	DOHZ	2A472-A	11M011
MG	D0HZ	2A464-B	850 A	BW	C6TZ	2A468-A	244261	MG	D5HZ	2C472-A	1178
MX	D1HZ	2A464-A	40 31742 9	MG	D3HZ	2A468-A	241 A	MG	D5HZ	2F472-A	2277 A
MX	D1HZ	2A464-B	40 31743 9	T	C3TZ	2A469-A	3780-K-63	MG	C5TZ	2A475-A	1257 A
MX	D2HZ	2A464-A	40 31744 9	T	C3TZ	2A469-B	A 3775-Y-25	MG	C8TZ	2A475-A	957 A
MG	D3HZ	2A464-A	A1 1250 A	T	C3TZ	2A469-C	A1 3775-Y-25	MG	C8TZ	2A475-B	657 A
MG	D5HZ	2A464-A	1650 A	T	C3TZ	2A469-D	A 3780-Y-77	MG	C9TZ	2A475-A	1290 A1
MG	DOHZ	2C464-A	482 A	MG	C5TZ	2A469-A	1220 A	MG	C9TZ	2A475-B	9190 A1
T	C3TZ	2A465-A	A1 1779-W-231	BW	C6TZ	2A469-A	279743	AL	D4HZ	2A475-A	1127M003
T	C3TZ	2A465-B	A3 1779-W-231	BW	C6TZ	2A469-B	280042	MG	D5TZ	2A475-A	1291 A1
T	C3TZ	2A465-C	A6 1779-W-231	BW	C6TZ	2A469-C	229716	MG	D5TZ	2A475-B	8210001
T	C3TZ	2A465-D	A13 1779-V-230	BW	C6TZ	2A469-D	279742	MG	D5TZ	2A475-C	1790 A2
T	C3TZ	2A465-E	A4 1779-V-230	BW	C6TZ	2A469-E	280043	MG	D5TZ	2A475-D	S 1490 A2
T	C3TZ	2A465-F	A6 1779-V-230	MG	C7TZ	2A469-A	1120 A	AL	DOHZ	2A475-A	1126M003
T	C3TZ	2A465-G	A63 1779-V-230	BW	D0HZ	2A469-B	225735	MG	DOTZ	2A475-A	691 A1
T	C3TZ	2A465-H	A71 1779-V-230	BW	D0HZ	2A469-D	225644	MG	C5TZ	2C475-A	758 A
T	C3TZ	2A465-J	A31 1779-W-231	BW	D0TZ	2A469-B	225733	MG	C5TZ	2A478-A	1256 A
T	C3TZ	2A465-K	A32 1779-W-231	BW	D0TZ	2A469-C	225734	MG	D5HZ	2A478-A	2056 A
T	C5TZ	2A465-A	A2 1779-W-231	BW	D0TZ	2A469-D	225643	MG	D5HZ	2A478-B	2156 A
MG	C5TZ	2A465-B	1271 A341B	MX	D1HZ	2A469-A	40 40041 9	AL	DOHZ	2A478-A	1127M017
MG	C5TZ	2A465-C	9171 A341B	MX	D1HZ	2A469-B	40 40042 9	AL	DOHZ	2A478-B	1126M017
BW	C6TZ	2A465-A	279774	MX	D2HZ	2A469-A	40 40043 9	MG	DOHZ	2A478-C	1656 A
BW	C6TZ	2A465-B	279747	MG	D3HZ	2A469-A	A1 2220 C2	MG	DOHZ	2A478-D	1556 A
BW	C6TZ	2A465-C	280339	MG	D5HZ	2A469-C	A1 2420 A2	AL	DOHZ	2C478-A	1126M038
BW	C6TZ	2A465-D	279775	BW	D5HZ	2A469-D	285429	MG	C5TZ	2A479-A	1241 A
BW	C6TZ	2A465-E	279777	BW	D5HZ	2A469-E	287317	MG	DOHZ	2A481-A	294 A
BW	C6TZ	2A465-F	279779	BW	D5HZ	2A469-F	287639	MG	C8TZ	2A484-A	741 A
T	C6TZ	2A465-G	A30 1779-W-231	BW	D6HZ	2A469-A	287284	MG	D3HZ	2A488-B	A1 1322
BW	C7TZ	2A465-A	279776	MX	D8HZ	2A469-A	40 40386 9	MG	DOHZ	2A488-C	9006001
MG	C7TZ	2A465-B	9171 A216B	MX	D8HZ	2A469-B	40 40375 9	MG	C5TZ	2C488-A	1024 A
MG	C7TZ	2A465-C	1271 A216B	MX	DOHZ	2A469-A	40 31321 9	MG	C5TZ	2F488-A	1253 A
MG	C8TZ	2A465-A	1771 A1162	MG	DOHZ	2A469-C	A1 1320 A	MG	C5TZ	2A489-A	1221 A

**1980/
FORD TRUCK PARTS**

FORD TO MANUFACTURERS' PART NUMBERS

C O D E	FORD PART NUMBER	VENDOR PART NUMBER	C O D E	FORD PART NUMBER	VENDOR PART NUMBER	C O D E	FORD PART NUMBER	VENDOR PART NUMBER			
BW	D0HZ	2B495-A	247398	T	D1TZ	2B614-A	2847-S-617	T	C1TT	2816-E	372-X-154
WE	E0HZ	2B513-B	FC 99574 A	T	D1TZ	2C614-A	2808-L-948	T	C1TT	2816-F	373-P-172
E	D9HZ	2B516-C	621102	T	D1TZ	2D614-A	1829-Z-754	T	C3TZ	2816-A	372-F-214
BW	C5TZ	2535-A	238051	T	D1TZ	2E614-A	1898-X-804	T	C3TZ	2816-B	372-J-218
BW	D0HZ	2535-A	248050	T	C1TZ	2620-A	2740-F-1124	T	D0HZ	2816-A	372-Y-311X
T	C3TZ	2A547-A	1779-Q-251	T	D1TZ	2620-A	2740-H-710	T	D1TZ	2816-A	372-G-85
BW	C3TZ	2A550-A	289487	BW	C2TZ	2A622-A	275844	B	C3OZ	2873-A	207
SW	B7TZ	2557-A	444513 P	BW	C7TZ	2A622-A	282368	E	D2TZ	2882-A	A2 11923
SW	C0TF	2557-B	444554 P	BW	D3HZ	2A622-A	283040	E	D4TZ	2882-B	2 16773
SW	C3TZ	2557-A	444602	BW	D8HZ	2A622-A	101179	E	D5UZ	2882-B	2 19186
SW	C6TZ	2557-A	691 T	BW			SA 8919 11	E	D5UZ	2882-C	2 19189
BW	D5HZ	2B571-A	288381	BW	D8HZ	2A622-B	101177	E	C6TZ	2884-B	3 1634
BW	D5HZ	2B571-C	288393	BW			SA 8918 41	E	C6TZ	2884-C	3 1635
BW	D5HZ	2B571-D	286756	BW	D8HZ	2A622-C	101180	E	C9TZ	2884-A	C3 2501
BW	D7HZ	2B571-A	288854	BW			SA 8918 73	BW	D0TZ	2885-A	275471
BW	D7HZ	2B571-B	288855	BW	D8HZ	2A622-D	101178	BW	D7HZ	2885-A	276108
BW	D7HZ	2B571-C	288856	BW			SA 8919 09	BW	Z8HD	2885-A	282051
BW	D7HZ	2B571-D	288857	BW	D8HZ	2A622-E	101181	BW	C1TZ	2886-A	275263
E	D9HZ	2B572-A	621107	BW	D8HZ	2A622-F	101182	E	D2TZ	2888-A	A2 11924
E	D9HZ	2B572-B	621108	BW	D0TZ	2B622-A	249375	E	D4TZ	2888-A	2 16774
E	D9HZ	2B572-C	621109	BW	D8HZ	2L622-A	101205	E	D5UZ	2888-C	2 19190
BW	D0TZ	2A574-A	283793	BW	D8HZ	2L622-B	101206	E	D2TZ	2889-A	A2 14632
BW	C1TT	2575-A	278614	BW	D8HZ	2L622-C	101207	E	D2TZ	2889-B	A2 11925
BW	C7TZ	2575-A	275721	BW	D8HZ	2L622-D	101204	E	D4TZ	2889-A	2 16775
BW	D0HZ	2575-A	283477	T	C1TT	2A633-C	2710-U-151 X	E	D5UZ	2889-A	2 19187
T	C3TZ	2A590-A	A1D 3780-H-60	T	C1TT	2A633-D	2710-R-148	BW	C7TZ	2A896-A	245294
T			A10 3780-H-60	T	C1TT	2634-A	2758-A-53	BW	C8TZ	2A896-A	226992
T	C3TZ	2A590-B	A 3780-R-122	S	C1TT	2A635-D	31828 2	BW	D0HZ	2A896-A	275191
T	C3TZ	2A590-C	A42 3780-F-84	T	C1TT	2A636-A	A 3736-K-375	BW	D2HZ	2A896-A	248755
T			A 3780-F-84	T	D1TZ	2A636-A	A 3736-V-126	BW	D5HZ	2A896-A	285886
T	C4TZ	2A590-A	A9 3780-M-65	T	D1TZ	2640-A	2758-W-23	SF	D9HZ	2922-A	213 04 025
T	C4TZ	2A590-B	A10 3780-M-65	T	C1TT	2A642-A	A 3787-D-4	BW	C8TZ	2A947-A	236170
T	C4TZ	2A590-C	A44 3780-F-84	T	D3TZ	2A642-A	A 3787-Q-17	BW	C2TZ	2949-A	276397
T			A2 3780-F-84	T	C1TZ	2648-A	A2 3722-E-421	BW	C6TZ	2949-A	279855
T	C4TZ	2A590-D	A5 3780-F-84	T			A1 3722-E-421	BW	B9Q	2951-A	227661
T			A47 3780-F-84	T	D1TZ	2648-A	A4 3722-L-194	BW	C8TZ	2951-B	279692
T	C5TZ	2A590-A	A37 3780-E-83	T	D1TZ	2A648-A	1779-J-88	BW	D0HZ	2951-A	283039
T			A1 3780-E-83	T	D1TZ	2B663-A	1846-B-262	BW	D0HZ	2951-B	283051
T	C5TZ	2A590-B	A43 3780-F-84	F	C6TZ	2A696-A	15587	BW	D5HZ	2951-A	288295
T			A1 3780-F-84	F	C6TZ	2A696-B	15586	BW	E0HZ	2951-A	SA 8925 15
T	C5TZ	2A590-C	A1 3780-R-122	E	C7TZ	2A696-A	15754	BW	E0HZ	2951-B	101528
T	C5TZ	2A590-D	A36 3780-D-82	F			15726	BW	B9Q	2955-A	200661
T	C3TZ	2A591-A	A 1779-E-395	F	C7TZ	2A696-B	15725	BW	C7TZ	2A956-A	260521
T	C3TZ	2A591-B	A30 1779-X-232	T	C1TZ	2A710-A	2710-U-151 X	BW	C7TZ	2A956-B	260520
T	C3TZ	2A591-C	A28 1779-V-230	T	C1TZ	2A710-B	2710-R-148	BW	C7TZ	2A956-C	260522
T	C4TZ	2A591-A	A6 1779-X-232	T	C1TZ	2A710-C	NPS 1526	BW	C7TZ	2A961-A	237698
T	C4TZ	2A591-B	A17 1779-X-232	BW	C2TZ	2A736-A	240302	E	C4TA	2981-E2	C3 1518
T	C4TZ	2A591-C	A36 1779-X-232	BW	D0HZ	2A736-A	247166	E	C4TA	2981-F2	C3 1519
T	C5TZ	2A591-A	A25 1779-X-232	BW	C2TZ	2A744-A	276305	E	C4TA	2981-G2	C3 1520
T	C5TZ	2A591-B	A56 1779-V-230	BW	C6TZ	2A747-A	279883	B	C9AZ	2990-A	452621 G
T	C5TZ	2A591-C	A33 1779-W-231	BW	C8HZ	2A747-A	281760	BW	C1TT	2991-A	229991
T	C3TZ	2A593-A	2797-M-117	BW	D0HZ	2A747-A	282412	BW	D0HZ	2991-A	282815
T	C3TZ	2A593-B	2797-C-55	BW	D8HZ	2A747-A	289060	BW	D0HZ	2A995-A	282816
T	C3TZ	2A594-A	A 3780-N-66	BW	E0HZ	2A747-A	101344	S	C5TA	3002-A	27128
T	C3TZ	2A594-B	3780-J-62	MX	D1HZ	2A753-A	40 40026 9	S	C5TA	3002-B	27127
T	C0TZ	2614-A	3719-M-169	MX	D1HZ	2A753-B	40 31503 9	S	C5TA	3002-J	255928
T	D1TZ	2614-A	3719-Y-51	BW	E4HZ	2K806-A	289309	S	C5TA	3002-K	255929
T	D1TZ	2A614-A	1229-K-1597	T	C1TT	2816-D	372-X-180X	E	B5TZ	3A006-A	ER 20310

**1980/
FORD TRUCK PARTS**

FORD TO MANUFACTURERS' PART NUMBERS

C O D E	FORD PART NUMBER	VENDOR PART NUMBER	C O D E	FORD PART NUMBER	VENDOR PART NUMBER	C O D E	FORD PART NUMBER	VENDOR PART NUMBER
E	B8TZ	3A006-A	T	C6TZ	3010-D	S	E3TZ	3010-C
E	C1TT	3A006-A	S	C6TZ	3010-F	S	E5TZ	3010-A
E		ER 20744	T	C6TZ	3010-G	T	TEAA	3010-B
E	D0HZ	3A006-A	T	C6TZ	3010-H	T	TFAA	3010-A
E	D0HZ	3A006-B	S	C6TZ	3010-L	T	TGAA	3010-A
E	D0HZ	3A006-C	T	C7TZ	3010-A	T	TUAA	3010-A
E	D2HZ	3A006-A	S	C7TZ	3010-B	S	C6TZ	3020-B
E	D5HZ	3A006-A	S	C7TZ	3010-C	S	D1TZ	3049-A
SG	D8AZ	3A006-B	S	C7TZ	3010-D	S	D3TZ	3049-A
E	D8HZ	3A006-A	T	C7TZ	3010-E	S		
E	D8HZ	3A006-B	S	C7TZ	3010-F	S	E0TZ	3049-A
E	E1HZ	3A006-A	S	C8TZ	3010-A	S	D1TZ	3A049-A
E	E1HZ	3A006-B	S	C8TZ	3010-B	S	D1TZ	3B049-A
T	7EQ	3010	S	C8TZ	3010-C	S	D1TZ	3050-A
T	7RW	3010	S	C9TZ	3010-C	S	D3TZ	3050-A
T	8J	3010	E		26795 X	S	D3TZ	3050-F
T	8Q	3010-A	S	C9TZ	3010-D	S	E0TZ	3050-B
T	B5QH	3010-A	E		26790 X	S	D1TZ	3A050-A
T	B6Q	3010-A	T	D0HZ	3010-A	S	E0TZ	3K050-A
T	B7Q	3010-A	T	D0HZ	3010-B	S	E0TZ	3K050-B
T	B7QH	3010-A	T	D0HZ	3010-C	S	E3TZ	3067-A
T	B7QH	3010-B	T	D0HZ	3010-D	S	E3TZ	3067-B
T	B7QH	3010-C	T	D0HZ	3010-E	S		
T	B7QH	3010-D	T	D0HZ	3010-F	S	E3TZ	3067-C
T	B7QH	3010-E	T	D1TZ	3010-A	S	E3TZ	3067-D
T		3100-U-4337	S	D1TZ	3010-B	S	E3TZ	3067-E
T		3100-H-1521	S	D2TZ	3010-A	S	E3TZ	3067-F
T	B7T	3010-A	S	D2TZ	3010-B	S	E3TZ	3A067-A
T	B7T	3010-B	S	D3TZ	3010-A	S	E3TZ	3B067-A
T	B7T	3010-D	S	D3TZ	3010-C	S		
T	B8QH	3010-A	S	D4TZ	3010-C	S		
T	B8QH	3010-B1	S	D5HZ	3010-A	S	E3TZ	3070-A
T	B8QH	3010-C	T		3100-E-5959	S	E3TZ	3070-B
T	C1TT	3010-L	T		3100-E-5939	S	E3TZ	3C075-A
T	C1TT	3010-M	T	D5HZ	3010-B	S	E3TZ	3C075-B
S	C1TZ	3010-A	T	D5HZ	3010-C	S	E3TZ	3C075-C
S		22393 X	T	D5HZ	3010-D	S	E3TZ	3C076-A
S	C1TZ	3010-B	T	D5HZ	3010-F	S	E3TZ	3C076-B
T	C1TZ	3010-C	T	D5HZ	3010-G	T	C3TZ	3B087-A
T	C1TZ	3010-D	T	D5HZ	3010-H	T	C5TZ	3104-A
T	C1TZ	3010-E	T	D5HZ	3010-J	T	7EQ	3105-B
T	C1TZ	3010-F	T	D5TZ	3010-A	T	8J	3105
T		3100-L-4328	T	D6TZ	3010-B	T	B5QH	3105-A
T	C1TZ	3010-G	S	D6TZ	3010-A	T	B7C	3105-A
T	C1TZ	3010-H	S	D6TZ	3010-B	T	B7QH	3105-A
T		3100-S-4335	S	D6TZ	3010-C	T	B7T	3105-A
S	C3TZ	3010-E	S	D6TZ	3010-D	T	B7Y	3105-A
S	C3TZ	3010-F	S	D6TZ	3010-E	S	B9C	3105-A
T	C3TZ	3010-K	S	D6TZ	3010-F	T	B9TZ	3105-F
T	C3TZ	3010-L	T	D6TZ	3010-G	S	C0TT	3105-A
T	C4TZ	3010-F	S	D7TZ	3010-B	S	C1TZ	3105-A
T	C4TZ	3010-G	T	D8HZ	3010-B	T	C3TZ	3105-D
T	C5TZ	3010-A	T	D9HZ	3010-A	T	C4TZ	3105-A
T	C5TZ	3010-B	S	E0TZ	3010-A	T		
S	C6TZ	3010-A	S	E0TZ	3010-B	T		
T		24597 X	S	E1TZ	3010-A	T	C5TZ	3105-C
T		3100-U-3609 X	S	E1TZ	3010-B	S	C6TZ	3105-A
T		3100-N-4330	S	E3TZ	3010-A	T	C6TZ	3105-D
T	C6TZ	3010-B	S	E3TZ	3010-A	T		
T	C6TZ	3010-C	S	E3TZ	3010-B	T	C6TZ	3105-E
		3100-F-3880			71734 X			
					3100-D-3878			71736 X
					24641 X			72560 X
					3100-M-3887			3100-R-1708
					3100-P-3890			19875
					25472 X			3100-Y-935
					3100-T-3894			3100-Q-901
					25467 X			901510 2
					25452 X			35943
					25436 X			29410 X
					3100-B-4422			36621
					26425 X			620346
					26234 X			35416
					26233 X			35417
					26424 X			35926
					26795 X			36622
					26795 X			29411 X
					26790 X			620347
					26790 X			35566
					3100-P-4436			35928
					3100-X-4678			620343
					3100-U-4675			706896 X
					3100-E-4685 X			707082 X
					3100-A-4473			706897 X
					3100-Z-4420			706913 X
					C1 3201-X-4184			706914 X
					27172 X			706928 X
					27558 X			706929 X
					27554 X			701049 X
					28160 X			701094 X
					28426 X			701050 X
					28492 X			620879
					3100-E-5959			36714
					3100-E-5939			700084
					3100-E-5023			700089
					3100-E-5022			700104
					3100-A-5097			706527 X
					3100-M-5734			700014
					3100-E-5096			1225-A-443
					3100-A-5019			1227-Y-571
					3100-D-6400 S			A 3111-V-620
					3100-W-5093			A 3111-X-674
					3100-D-5100			A45 3111-P-718
					29495 X			A1 3111-B-912
					29488 X			A5 3111-R-850
					29498 X			A1 3111-J-894
					29506 X			A1 3111-Z-910
					29507 X			21584 X
					29480 X			A 3111-L-1494
					3100-M-6331			22137 X
					70079 X			21831 X
					3100-X-6342			A 3111-F-1020
					C4 3201-H-5650 S			A2 3111-L-1026
					660228			3111-L-1026
					660229			A 3111-T-1060
					660624			33779
					660625			A3 3111-L-1026
					71632 X			A1 3111-L-1026
					71734 X			A46 3111-F-1020

**1980/
FORD TRUCK PARTS**

FORD TO MANUFACTURERS' PART NUMBERS

C O D E	FORD		VENDOR		C O D E	FORD		VENDOR		C O D E	FORD		VENDOR	
	PART NUMBER	PART NUMBER	PART NUMBER	PART NUMBER		PART NUMBER	PART NUMBER	PART NUMBER	PART NUMBER		PART NUMBER	PART NUMBER	PART NUMBER	PART NUMBER
T			A10	3111-F-1020	T	D0HZ	3106-A	A	3111-C-1745 X	T	C5TZ	3114-A	2208-S-513	
T	C6TZ	3105-F	A22	3111-T-1060	T	D0HZ	3106-B	A1	3111-C-887	S	D6TZ	3114-A	37307	
T			A2	3111-T-1060	T	D5HZ	3106-B	A	3111-W-2155	T	TGAA	3114-A	2208-Z-312	
T	C7TZ	3105-D	A	3111-R-1500	T	D5HZ	3106-D	3111-D-3084		T	7EQ	3115	3101-H-60	
S			A42	3111-Z-728	T	D5TZ	3106-D	A1	3111-W-2025	T	7EQ	3115-A	2203-U-203	
T	C7TZ	3105-E	25789	X	T	D5TZ	3106-G	A	3111-A-2159	T	8J	3115	3101-A-79	
T	C7TZ	3105-F	3111-F	1596	T	TGAA	3106-A	A1	3111-Q-771	T	8MB	3115	3101-G-85	
T	C7TZ	3105-H	A	3111-X-1506	T	TYAF	3106-A	A	3111-K-843	T	B8QH	3115-A	3101-B-80	
T	C9TZ	3105-A	A52	3111-F-1020	T	D1TZ	3B106-A	3111-Y-1897		S	C0TT	3115-A	6991	
T	D0HZ	3105-A	A	3111-D-1746 X	S	C0TT	3107-A	31522		T	C1TT	3115-A	3101-W-101	
T	D0HZ	3105-B	A1	3111-D-888	S	C1TZ	3107-A	31268		S	D6TZ	3115-A	37302	
T	D1TZ	3105-A	A	3111-X-1922	T	8MB	3109	1225-K-349		T	TAAK	3115-A	3101-R-96	
S	D3TZ	3105-C	28072	X	T	B5QH	3109-A	1225-Z-338		T	TALAA	3115-A	3101-Q-95	
S	D3TZ	3105-D	28443	X	T	B9TT	3109-A	1225-C-393		T	TCAK	3115-B	3101-S-97	
T	D5HZ	3105-B	A	3111-V-2154	T	C1TT	3109-A	1225-U-437		T	TDBA	3115-A	3101-T-98	
T	D5HZ	3105-C	A1	3111-J-2038	T	TGAA	3109-A	1225-C-367		T	TGAA	3115-A	3101-L-90	
T	D5HZ	3105-D	3111-J-2084		T	8J	3110-B	1225-S-331		T	TGBV	3115-A	3101-N-92	
T	D5TZ	3105-C	A1	3111-H-2036	T	A8TZ	3110-A	1225-Z-234		T	TUBV	3115-A	3101-M-91	
T	D5TZ	3105-D	A1	3111-V-2024	T	B0TZ	3110-A	1225-E-395		T	19B	3117	2203-T-202	
T	D5TZ	3105-G	A	3111-B-2128	T	B3TZ	3110-A	1225-J-348		T	8J	3117-A	13849	
S	D6TZ	3105-A	29605	X	T	B5TZ	3110-A	1225-Y-337		T	8J	3117-B	13850	
S			29487	X	T	B7C	3110-A	1225-L-428		T	8MB	3117	2203-X-1246	
S	D6TZ	3105-B	29505	X	T	B7T	3110-A	1225-F-422		T	B7QH	3117-A	KIT 7001	
S	D6TZ	3105-C	29905	X	T	B7TZ	3110-A	1225-F-396		T			2203-Y-2027	
S			38036		T	B7Y	3110-A	1225-K-427		S	B9C	3117-A	16992 2	
S	D6TZ	3105-D	29906	X	T	B8TZ	3110-A	1225-A-417		S			73356 X	
S	E0TZ	3105-H	660248		T	B9TT	3110-B	1225-D-394		S	B9T	3117-C	16993 3	
S	E0TZ	3105-J	660249		S	B9TZ	3110-A	21725 X		S	C0TT	3117-A	22621 X	
S	E0TZ	3105-K	660250		S	C1TZ	3110-A	30339		S			31421 2	
S	E3TZ	3105-B	71931	X	T	C2TZ	3110-A	1225-E-499 X		S	C0TT	3117-B	22622 X	
S	E4TZ	3105-B	706978	X	T	C2TZ	3110-B	1225-Z-494X		S			31421 3	
S	E4TZ	3105-C	707053	X	T	C2TZ	3110-C	1225-F-500 X		T	C1TT	3117-B	2203-U-203	
S			706970	X	T	C2TZ	3110-D	1225-G-501 X		T	C1TT	3117-C	1229-V-1582	
S	E5TZ	3105-A	700022		T	C3TZ	3110-B	1225-B-522		T	C1TT	3117-D	1229-W-1583	
S	E6TZ	3105-E	707043	X	T	C5TZ	3110-C	1225-C-523		T	C1TT	3117-E	1229-X-1584	
S	E6TZ	3105-F	707044	X	T	C6TZ	3110-A	1225-F-448		S	C1TZ	3117-A	22902 X	
S	E6TZ	3105-G	707051	X	T	C9TZ	3110-B	1225-V-750		S			31005 1	
S	E7TZ	3105-C	707059	X	T	C9TZ	3110-C	1225-G-761 K		S	C1TZ	3117-B	31005 2	
T	TGAA	3105-A	A1	3111-T-774	S	D6TZ	3110-A	37301		S	C1TZ	3117-C	22903 X	
T	TYAF	3105-A	A	3111-H-840	S	E5TZ	3110-A	41886		S			31005 3	
T	D1TZ	3B105-A	3111-X-1896		T	TGAA	3110-A	1225-B-366		S	C1TZ	3117-D	22904 X	
T	7EQ	3106-B	A	3111-U-619	T	7EQ	3111	KIT 122		S			31005 4	
T	8J	3106	A	3111-Y-675	T	B0Q	3111-A	KIT 141		T	C3TZ	3117-A	KIT 7132	
T	B5QH	3106-A	A36	3111-Q-719	T	B7QH	3111-B	KIT 155		T			2203-D-2942	
T	B7QH	3106-A	A5	3111-Q-849	T	B8QH	3111-A	KIT 150		T	C4TZ	3117-A	KIT 7130	
T	B9TZ	3106-F	A	3111-M-1495	T	B8QH	3111-B	KIT 151		T			2203-X-211	
T	C3TZ	3106-D	A	3111-E-1019	T	C2TZ	3111-G	KIT 154		T	C4TZ	3117-B	KIT 7127	
T	C4TZ	3106-A	A3	3111-M-1027	T	C4TZ	3111-B	KITS 156 157		T			2203-Z-2028	
T			3111-M-1027		T	C5TZ	3111-B	168		T	C4TZ	3117-C	2203-D-212	
T	C5TZ	3106-C	A	3111-M-1053	T	8MB	3113	1199-J-1258		T	C4TZ	3117-D	2203-K-3001	
T	C6TZ	3106-C	A1	3111-M-1027	T	C5TZ	3113-A	1199-Y-2027		T	C5TZ	3117-A	2203-A-2835	
T	C6TZ	3106-D	A5	3111-E-1019	S	D6TZ	3113-A	37305		T	C5TZ	3117-B	2203-B-2836	
T	C6TZ	3106-E	A2	3111-M-1053	T	TGAA	3113-A	1199-V-1400		T	C5TZ	3117-C	2203-N-3004	
T	C7TZ	3106-D	A36	3111-Y-727	T	TGBV	3113-A	1199-W-1687		T	D1TZ	3117-A	2203-U-5559	
T			A	3111-Q-1499	T	TUBV	3113-A	1199-H-1672		T	D1TZ	3117-B	2203-V-5560	
T	C7TZ	3106-E	A	13111-K 1597	T	8MB	3114	2208-E-291		T	D1TZ	3117-C	2203-W-5561	
T	C7TZ	3106-G	A	3111-Y-1507	T	B6QH	3114-A	2208-M-377		S	D3TZ	3117-A	28395 X	
T	C9TZ	3106-A	A32	3111-E-1019	T	B7QH	3114-A	2208-F-370		S	D3TZ	3117-B	28396 X	

1980/ FORD TRUCK PARTS

CROSS REFERENCE LIST 203

FORD TO MANUFACTURERS' PART NUMBERS

C O D E	FORD PART NUMBER	VENDOR PART NUMBER	C O D E	FORD PART NUMBER	VENDOR PART NUMBER	C O D E	FORD PART NUMBER	VENDOR PART NUMBER
T	TGBV 3117-A	2203-C-2031	B	E3TZ 3C123-A	BH 2210	S	D1UZ 3130-A	35821
T	TGBV 3117-B	2203-D-2032	S		565982	S	D2TZ 3130-C	35834
T	TWAN 3117-A	2203-A-807	B	E3TZ 3C123-B	DB 43932	S	D3TZ 3130-A	27577 X
T	8MB 3118	1229-J-1232	S		565977	S	D3TZ 3130-B	28073 X
T	70 3122-A	7-X-8	B	E3TZ 3C123-C	BH 2212	S		36648
T	70 3122-B	7-X-9	S		565987	S	D3TZ 3130-C	36641
T	70 3122-C	7-X-10	S		565987	S	D3TZ 3130-D	27826 X
T	C1TZ 3122-A	7-X-41	T	B4Q 3125-A	5-X-643	S		37593
T		7-X-40	T	B4QH 3125-A	5-X-644	S	D3TZ 3130-E	29093 X
T	C4TZ 3122-A	KIT 7129	T	B4QH 3125-B	5-X-642	T	D5HZ 3130-B	3133-V-4468
T		7-X-67	T	B7C 3125-A	5-X-655	T	D5HZ 3130-D	3133-H-4792
T	C4TZ 3122-B	7-X-66	T	B7T 3125-A	5-X-654	S	D6TZ 3130-A	29496 X
T	C4TZ 3122-C	7-X-65	T	C1TT 3125-A	1205-B-782	S	D6TZ 3130-B	29485 X
T	C5TZ 3122-A	7-X-71	T	C4TZ 3125-A	1250-S-175	S	D6TZ 3130-C	29503 X
T	C5TZ 3122-B	7-X-72	T	D1TZ 3125-A	1250-F-318	S	D6TZ 3130-D	29523 X
T	C5TZ 3122-C	7-X-73	S	B9C 3126-A	550217	S	E0TZ 3130-A	660236
T	C5TZ 3122-D	7-X-68	B		11520	S		620527
T	C5TZ 3122-E	7-X-69	B	C1TZ 3126-A	23256	S	E0TZ 3130-B	660238
T	C5TZ 3122-F	7-X-70	S		550420	S	E0TZ 3130-C	660240
T	TYAS 3122-B	7-X-42	T	7EQ 3130	3133-E-447	S	E3TZ 3130-A	71694 X
B	19B 3123	T 127	T	81W 3130	133-H-436	S	E4TZ 3130-A	72308 X
B	70 3123	T 138	T	8J 3130	3133-D-992	S	E4TZ 3130-B	72359 X
T	81T 3123-A2	1228-B-236	T	8Q 3130-A	3133-Z-1014	S	E5TZ 3130-C	72556 X
B	8J 3123	T 94	T	B5QH 3130-A	3133-D-1226	S	E8TZ 3130-B	73668 X
B	8MB 3123	T 149	T	B7C 3130-A	3133-L-1442	T	TFAA 3130-A	3133-P-1134
B	A8TZ 3123-A	T 126	T	B7Q 3130-A	3133-A-1301	T	TGAA 3130-A	3133-F-1072
T		T 126	T	B7QH 3130-A	3133-U-1269	T	TYAF 3130-A	3133-B-1198
B	B 3123-A	T 83	T	B7QH 3130-B	3133-F-1280	T	C5TZ 3A130-B	A 3144-J-296
B	B5QH 3123-A	T 163	T	B7QH 3130-C	3133-H-1308	T	D1TZ 3A130-A	A 3144-U-385
B	B8QH 3123-A	T 182	T	B7QH 3130-D	3133-N-1288	TR	E9TZ 3A130-B	12 13480 01
S	B9C 3123-B	550168	T	B7T 3130-A	3133-E-1409	TR	E9TZ 3A130-C	12 13481 01
B		11590	T	B7T 3130-B	3133-Y-1273	S	OETZ 3131-A	660237
B	BETZ 3123-A	T 94	T	B7T 3130-C	3133-B-1328	T	7EQ 3131	3122-Y-649
S	C1TZ 3123-A	23100	T	B7T 3130-D	3133-U-1295	T	8J 3131	3122-N-664
B		550419	T	B7Y 3130-A	3133-J-1440	T	8Q 3131-A	3133-Y-1013
T	C5TZ 3123-B	T 208	T	B8QH 3130-A	3133-H-1386	T	B5QH 3131-A	3133-C-1225
B	C6TZ 3123-A	B 2110	T	B8QH 3130-B	3133-F-1384	T	B7Q 3131-A	3133-Y-1299
S		565921	T	B8QH 3130-C	3133-N-1314	T	B7QH 3131-A	3133-E-1279
S		550759	S	B9C 3130-A	31133	T		3133-T-1268
B	C7TZ 3123-B	BE 85	T	B9T 3130-A	3133-N-1470	T	B7QH 3131-C	3133-G-1307
B	C8TZ 3123-C	BE 87	S	C0TT 3130-A	31556	T	B7QH 3131-D	3133-M-1287
B	C8TZ 3123-D	BE 86	T	C1TT 3130-A	3133-N-1548	T	B7T 3131-A	3122-S-695
B	C8UZ 3123-B	BE 88	S	C1TT 3130-B	31871	T	B7T 3131-B	3133-W-1271
B	D2HZ 3123-A	T 182	S	C1TZ 3130-A	31992	T	B7T 3131-C	3133-A-1327
T		T 182	T	C4TZ 3130-B	3133-K-2403	T	B7T 3131-D	3133-S-1293
B	D2HZ 3123-B	T 163	T	C5TZ 3130-C	3133-P-2486 X	T	B7Y 3131-A	3122-U-697
T		T 163	T	C6TZ 3130-A	3133-G-2867 X	T	B8C 3131-A	3122-W-699
B	D2HZ 3123-C	T 208	T	C6TZ 3130-B	3133-M-2874 X	T	B8QH 3131-A	3133-G-1385
B	D2TZ 3123-A	T 149	S	C6TZ 3130-C	33770	T	B8QH 3131-B	3133-E-1383
T		T 149	S	C6TZ 3130-D	33841	T	B8QH 3131-C	3133-M-1313
T	D8HZ 3123-A	T 1921	S		33839	S	B9C 3131-A	31134
B		T 1921	S	C7TZ 3130-C	34408	T	B9T 3131-A	3133-L-1468
T		A 41328	S		37589	S	C0TT 3131-A	31557
B		A 41328	S	C7TZ 3130-D	34406	T	C1TT 3131-D	3133-M-1547
S	D8TZ 3123-A	620063 B	T	D0HZ 3130-C	3133-G-3595	S	C1TT 3131-G	31872
S		620063	T	D0HZ 3130-E	3133-Z-3744	S		31559
T	TAAA 3123-A	1228-Z-234	T	D1TZ 3130-A	3280-Q-4801	S	C1TZ 3131-A	31993
T	TCAA 3123-A	1228-A-235	T	D1TZ 3130-B	2297-M-2041	T	C4TZ 3131-B	3133-J-2402

**1980/
FORD TRUCK PARTS**

FORD TO MANUFACTURERS' PART NUMBERS

C O D E	FORD PART NUMBER	VENDOR PART NUMBER	C O D E	FORD PART NUMBER	VENDOR PART NUMBER	C O D E	FORD PART NUMBER	VENDOR PART NUMBER
T	C5TZ	3131-C	S	C9TZ	3C132-A	S	C1TZ	3146-A
T		3133-Q-2487 X	S	D1UZ	3C132-A	S	C1TZ	3146-B
T	C6TZ	3131-A	S	D1UZ	3C132-B	T	C4TZ	3146-A
T	C6TZ	3131-B	S	D3TZ	3C132-A	T	C5TZ	3146-A
S	C6TZ	3131-C	S	D6TZ	3C132-A	T	C5TZ	3146-B
S	C6TZ	3131-D	S	D8TZ	3C132-A	T	C5TZ	3146-C
S		33842	S	E0TZ	3C132-A	T	C6TZ	3146-A
S		33840	T	8Q	3133	T	C6TZ	3146-B
S	C7TZ	3131-C	T	D1TZ	3C134-A	T	C6TZ	3146-C
S		34409	T	D1TZ	3C135-A	T	C6TZ	3146-D
S		37590	T	D1TZ	3C136-A	T	C6TZ	3146-E
S	C7TZ	3131-D	T	70	3138	T	C6TZ	3146-F
T	D0HZ	3131-C	T	7EQ	3138	T	C6TZ	3146-G
T	D0HZ	3131-E	T	B9T	3138-A	T	C6TZ	3146-H
T	D1TZ	3131-A	T	B9T	3138-B	S	C7TZ	3146-C
S	D1UZ	3131-A	T	B9T	3138-C	S	C7TZ	3146-D
S	D2TZ	3131-C	T	C6TZ	3138-A	T	C8HZ	3146-A
S	D3TZ	3131-A	T	TGAA	3138	T	C8TZ	3146-A
S	D3TZ	3131-B	T	D1TZ	3C140-A	T	D1TZ	3146-A
S		28074 X	T	D1TZ	3C140-B	T	D1TZ	3146-B
S		36649	S	D6TZ	3C140-A	S	D4TZ	3146-A
S	D3TZ	3131-C	S	E0TZ	3C140-A	S	D4TZ	3146-B
S	D3TZ	3131-D	S	E0TZ	3C140-B	S	D6TZ	3146-A
S		27819 X	S	E0TZ	3K140-A	S		
S		27827 X	S	E3TZ	3K140-A	S	D6TZ	3146-B
S		37594	T	D1TZ	3C141-A	S		
S	D3TZ	3131-E	T	D1TZ	3C141-B	S	D8TZ	3146-A
T	D5HZ	3131-B	T	D1TZ	3C142-A	T	TGAA	3146-A
T	D5HZ	3131-D	T	8Q	3145-A	T	TUAA	3146-A
S	D6TZ	3131-A	T	C4TZ	3145-A	T	TVAA	3146-A
S	D6TZ	3131-B	T	C5TZ	3145-A	T	TYAF	3146-A
S	D6TZ	3131-C	T	B5QH	3146-A	S	C1TT	3A146-B
S	D6TZ	3131-D	T	B7Q	3146-A	S	C9TZ	3A146-A
S	E0TZ	3131-A	T	B7Q	3146-B	S	D3TZ	3A146-A
S	E0TZ	3131-B	T	B7QH	3146-A	S	D3TZ	3A146-B
S	E0TZ	3131-C	T	B7QH	3146-B	S	D6TZ	3A146-A
S	E3TZ	3131-A	T	B7QH	3146-C	S	B9C	3147-A
S	E4TZ	3131-A	T	B7QH	3146-D	S	C1TZ	3147-A
S	E4TZ	3131-B	T	B7T	3146-A	S	C6TZ	3147-A
S	E5TZ	3131-C	T	B7T	3146-C	S	C8TZ	3147-A
S	E8TZ	3131-B	T	B8QH	3146-A	S	D1TZ	3147-A
T	TFAA	3131-A	T	B8QH	3146-B	S	D6TZ	3147-A
T	TGAA	3131-A	T	B8QH	3146-B	S		
T	TYAF	3131-A	T	B8QH	3146-C	S	D6TZ	3147-B
T	C5TZ	3A131-B	T	B8QH	3146-D	S		
T	D1TZ	3A131-A	T	B8QH	3146-F	S	D8TZ	3147-A
T		A 3102-T-3400	T	B8QH	3146-G	S		
T		A 3102-P-3400	T	B9QH	3146-A	S		
TR	E9TZ	3A131-C	T	B9T	3146-A	T	7EQ	3151-C
TR	E9TZ	3A131-D	T	B9TT	3146-B	T	7EQ	3151-D
S	B9C	3132-A	S	B9TZ	3146-A	T	7EQ	3151-E
S	C1TZ	3132-A	T	C0TT	3146-A	S	E3TZ	3167-A
S		30886	S	C0TT	3146-C	S	C6TZ	3171-A
S		30883	S	C0TZ	3146-A	T	D1TZ	3171-A
S	C8TZ	3132-A	S	C1TT	3146-E	T	09B	3174
S	C8TZ	3132-B	T	C1TT	3146-F	T	09B	3178-B
S	C9TZ	3132-A	T	C1TT	3146-G	S	E3TZ	3204-A
S		26936 X	T	C1TT	3146-H	S	E3TZ	3204-B
S		35429				S	E3TZ	3204-C
S	C9TZ	3132-B						
S		26937 X						
S		35424						
S	C9TZ	3132-C						
S		34783						
S	D4TZ	3132-A						
S	D4TZ	3132-B						
S	C9TZ	3A132-A						
S		28207 X						
S		35326						

**1980/
FORD TRUCK PARTS**

CROSS REFERENCE LIST 205

FORD TO MANUFACTURERS' PART NUMBERS								
C O D E	FORD PART NUMBER	VENDOR PART NUMBER	C O D E	FORD PART NUMBER	VENDOR PART NUMBER	C O D E	FORD PART NUMBER	VENDOR PART NUMBER
S	E3TZ 3204-D	706917 X	S	E3TZ 3N219-A	71693 X	S	C6TZ 3222-R	706017 15X
S	E3TZ 3204-E	706923 X	S	C1TT 3220-A	205052 2	S	C7TZ 3222-A	22105 X
S	E3TZ 3204-F	707148 X	S	C1TZ 3220-B	207266 4	S		18679
S		706924 X	S		207226 4	S		31491
S	E3TZ 3204-G	706947 X	S	C6TZ 3220-A	901463 2	S	C7TZ 3222-B	706017 6X
S	E3TZ 3204-H	706973 X	S	C6TZ 3220-B	910510 2	S	D4TZ 3222-A	28769 1X
S	E3TZ 3204-J	706975 X	S	C7TZ 3220-A	206032 4	S	D4TZ 3222-B	706017 17X
S	E4TZ 3204-A	706982 X	S	C7TZ 3220-B	207490 4	S	D7TZ 3222-A	700040 1
S	C0TT 3A208-A	30312	S	C8TZ 3220-A	902754 2	S	D7TZ 3222-B	700040 2X
S	C0TT 3A209-A	30310	S	C8TZ 3220-B	902811 2	S	D7TZ 3222-C	700040 3
S	C0TT 3A210-A	30311	T	D1TZ 3220-A	A 3202-N-4486	S	D8TZ 3222-C	700042 1
S	C0TT 3A211-A	30313	S	D1TZ 3220-B	904686 7	S	D8TZ 3222-D	700040 4
S	E3TZ 3215-A	706890 X	T	D2HZ 3220-A	A1 3202-M-4485	S	E0TZ 3222-A	700092 1
S	E3TZ 3215-B	706891 X	S	D2TZ 3220-A	904686 6	S	E0TZ 3222-B	700092 2
S	E3TZ 3215-C	706916 X	S	D3TZ 3220-A	28071 2X	S	E3TZ 3222-A	707080 1X
S	E3TZ 3215-D	706925 X	S	D3TZ 3220-B	28037 2X	S		706881 1X
S	E3TZ 3215-E	706926 X	S	D3TZ 3220-C	907396 2	S	E3TZ 3222-B	707080 2X
S	E8TZ 3215-A	707149 X	S	D4TZ 3220-A	28360 2X	S		706881 2X
S	C1TT 3219-A	205052 1	S	D6TZ 3220-A	29508 2X	S	E3TZ 3222-C	707080 3X
S	C1TZ 3219-B	207266 3	S	D6TZ 3220-B	909033 2	S		706881 3X
S		207226 3	S	D7TZ 3220-C	660029 2G	S	E3TZ 3222-D	706920 3X
S	C6TZ 3219-A	901463 1	S	E0TZ 3220-A	660243 3	S	E3TZ 3222-E	706919 1X
S	C6TZ 3219-B	910510 1	S	E0TZ 3220-B	660247 1	S	E3TZ 3222-F	706919 2X
S		901510 1	S	E0TZ 3220-C	660245 1	S	E3TZ 3222-G	706920 6X
S	C7TZ 3219-A	206032 3	S	E1TZ 3220-A	71394 X	S	E3TZ 3222-H	706920 9X
S	C7TZ 3219-B	207490 3	S		71394 1X	S	E3TZ 3222-J	706920 2X
S	C8TZ 3219-A	902754 1	S	E1TZ 3220-B	71396 X	S	E3TZ 3222-K	706920 5X
S	C8TZ 3219-B	902811 1	S		71396 1X	S		706920 5X
T	D1TZ 3219-A	A 3202-M-4485	S	E3TZ 3220-A	71703 1X	S	E5TZ 3222-A	707080 4X
S	D1TZ 3219-B	904686 9	S	E4TZ 3220-A	72217 1X	S		706881 4X
T	D2HZ 3219-A	A1 3202-N-4486	S		72217 1X	S	E5TZ 3222-B	700020 1
S	D2TZ 3219-A	904686 5	S	E4TZ 3220-B	72219 1X	S	E5TZ 3222-C	700020 2
S	D3TZ 3219-A	28071 1X	S		72219 1X	S	E3TZ 3A222-A	620878 1
S	D3TZ 3219-B	28037 1X	S	E5TZ 3220-A	660048 5	S	E5TZ 3A243-A	620180
S	D3TZ 3219-C	907396 1	S	E6TZ 3220-A	71396 1X	S	B9TZ 3248-A	30703
S	D4TZ 3219-A	28360 1X	S	E6TZ 3220-B	71394 1X	S	C6TZ 3248-A	17377
S	D6TZ 3219-A	29508 1X	S	E7TZ 3220-A	73112 1X	S	B9TZ 3249-A	210212 X
S	D6TZ 3219-B	909033 1	S	E3TZ 3N220-A	660548 2	S	C1TZ 3249-A	210429 X
S	D7TZ 3219-C	660029 1G	S	B9TZ 3222-A	18677 X	S		586 X
S	E0TZ 3219-A	660242 1	S	C6TZ 3222-A	23721 X	S	C6TZ 3249-A	210686 X
S	E0TZ 3219-B	660246 1	S		23721 1X	T	D1TZ 3249-A	CP5 8WB 17
S	E0TZ 3219-C	660244 1	S		23674 X	S	D3TZ 3249-A	5297 X
S	E1TZ 3219-A	71393 X	S		23674 1X	S	D8TZ 3249-A	5332 X
S		71393 1X	S	C6TZ 3222-B	23719 X	S		5332 X
S	E1TZ 3219-B	71395 X	S		23682	S	E0TZ 3249-A	5282 X
S		71395 1X	S	C6TZ 3222-C	24638 X	S	E3TZ 3249-A	5456 X
S	E3TZ 3219-A	71702 1X	S		24638 1X	T	D1TZ 3250-A	CS-C7 20 11
S	E3TZ 3219-B	72044 1X	S	C6TZ 3222-D	24647 X	S	B9TZ 3254-A	21727 X
S	E3TZ 3219-C	72045 1X	S		24647 1X	S		17478 1
S	E3TZ 3219-D	72046 1X	S	C6TZ 3222-E	24649 X	S	C6TZ 3254-A	33994
S	E4TZ 3219-A	72216 1X	S		24649 1X	S		30641
S		72216 1X	S	C6TZ 3222-G	25330 1X	S	C6TZ 3254-B	33995
S	E4TZ 3219-B	72218 1X	S	C6TZ 3222-H	706000 4X	S		519034
S		72218 1X	S	C6TZ 3222-K	706503 4X	S	C6TZ 3254-C	51310 B
S	E5TZ 3219-A	660048 4	S	C6TZ 3222-L	706503 5X	S		32542 1
S	E7TZ 3219-A	73111 1X	S	C6TZ 3222-M	706000 5X	S		13165
S	E3TZ 3M219-A	72112 1X	S	C6TZ 3222-N	706017 13X	CR		34465
S	E3TZ 3M219-B	72112 2X	S	C6TZ 3222-P	706017 14X	CR	C6TZ 3254-D	12456

**1980/
FORD TRUCK PARTS**

FORD TO MANUFACTURERS' PART NUMBERS

C O D E	FORD PART NUMBER	VENDOR PART NUMBER	C O D E	FORD PART NUMBER	VENDOR PART NUMBER	C O D E	FORD PART NUMBER	VENDOR PART NUMBER				
T	D1TZ	3254-A	A	1205-D-1044	T	81W	3284-A	2110-U-99	S	E0TZ	3C323-A	660631
S	D3TZ	3254-A		36913	T	8Q	3284-A	2110-Z-104	S			620631
S	D8TZ	3254-D		36352	T	B4Q	3284-A	2110-W-127	S			620307
S				36352	T	51	3287	2257-J-10	S	E1TZ	3C323-A	621032
S	E0TZ	3254-A		620590	T	B4C	3287-A	2257-T-20	S	E3TZ	3C323-A	40047 1
CR				531756	S	B9C	3287-A	30068	S	E3TZ	3C323-B	40326
CR	E0TZ	3254-B		16747	T	C4TZ	3287-A	2257-W-23	S	E3TZ	3C323-C	40817 1
S				35938	T	TFAA	3287-A	2257-N-14	S	E3TZ	3C323-D	72078 X
CR	E3TZ	3254-A		40108 1	T	TGAA	3287-A	2257-P-16	S	E3TZ	3D323-A	40046
S				40108	T	09B	3288	1205-K-193	S	E3TZ	3D323-B	40818
NS				40108 2	T	7EQ	3289	A 3144-F-110	S	E3TZ	3E323-A	72116 X
S	E3TZ	3254-B		40403	T	7RT	3289	A 3144-B-236	RG	D6HZ	3329-A	032592
CR				40403 1	T	B7QH	3289-A	A 3144-E-239	RG	E9HZ	3329-A	032823
S	E3TZ	3254-C		40773	T	B8QH	3289-A	A 3144-F-240	S	E3TZ	3B330-A	40394
S	E4TZ	3254-A		40710	T			A 3144-D-238	S	E3TZ	3K330-A	72138 X
S				40710	T	TGAY	3289-A	A3 3144-L-194	T	59T	3332	1107-Y-77
S	E5TZ	3254-A		41778	T	TUAA	3289-A	A1 3144-T-202	T	78	3332-A1	5-X-431
S	E0TZ	3K254-A		620435	S	C8TZ	3B289-B	26163 X	T	78	3332-A3	5-X-656
T	8EB	3276		1227-B-106	T	7EQ	3290	A 3144-N-118	T	7EQ	3332	5-X-412
T	B8QH	3276-A		1227-D-108	T	7RT	3290	A 3144-A-235	T	8Q	3332	1107-Z-78
T	B8QH	3276-B		1229-G-1359	T	B9TT	3290-D	A 3144-A-261	T	B5QH	3332-A	5-X-645
T	09B	3277		1218-M-13	T	B9TT	3290-E	A 3144-B-262	T	B5QH	3332-B	1107-K-89
T	C1TZ	3277-A		1218-M-13	T	B9TT	3290-F	A 3144-D-264	T	B7QH	3332-A	5-X-651
T				1218-L-90	T	B9TT	3290-G	A 3144-G-267	T	B7QH	3332-B	5-X-650
S	D6TZ	3277-A		37300	T	B9TT	3290-J	A 3144-F-266	T	B7QH	3332-C	5-X-649
T	C3TZ	3280-K		A2 3102-U-2673	T	C0TT	3290-B	A 3144-E-265	T	B7T	3332-A	5-X-648
T	C4TZ	3280-A		A1 3102-H-3102	T	TGAY	3290-A	A3 3144-M-195	T	C1TT	3332-A	1218-N-66
T	C5TZ	3280-C		A1 3102-U-2881	T	TWAA	3290-A	A 3144-C-237	T	D6TZ	3332-A	37306
S	C6TZ	3280-B		24828 1X	T	8EB	3293	1229-G-475	S	D6TZ	3332-B	37303
S	D3TZ	3280-A		36652 1	T	B8QH	3293-A	1229-H-476	S	D8TZ	3332-A	620058 C
T	8J	3281		A 3102-H-2218	T	8Q	3294-A	A 1227-A-105	TR	E4HZ	3332-A	L24 VC 109
T	B5QH	3281-A		A 102-H-418	T	B8QH	3294-A	A 1227-C-107	TR	E4HZ	3332-B	L24 VC 123
T	B7Q	3281-A		A 3102-E-1955	T	C4TZ	3295-A	1227-F-162	S	E5TZ	3332-A	41777
T	B7Q	3281-B		A 3102-Y-2001	T	C9HZ	3295-A	1227-U-541	T	TFAA	3332-A	1107-X-76
T				A 3102-X-2520	T	C1TT	3299-A	1244-X-804	T	TGAA	3332-A	1107-A-79
T	B7QH	3281-A		A 3102-Y-1949	T	C1TT	3299-B	1244-S-747	T	7EQ	3333	1229-E-785
T				A 3102-F-1956	T	C2TZ	3299-A	1244-N-898	T	B5QH	3333-A	1229-V-1426
T	B7QH	3281-B		A 3102-Z-1950	T	C3TZ	3299-A	1244-L-792	T	B5QH	3334-A	1229-U-1425
T	B7QH	3281-C		A 3102-F-1956	T	C4TZ	3299-A	1244-W-985	T	B7QH	3334-A	1229-M-1495
T	B7T	3281-A		A 3102-W-2519	T	C5TZ	3299-A	1244-J-816	T	B7QH	3334-B	1229-N-1496
T	B8QH	3281-A		A2 3102-M-2613	S	C6TZ	3299-A	33996	T	B7T	3334-A	1229-L-1494
T				A2 3102-K-2559	S	D1UZ	3299-A	35986	T	78	3336	1107-J-62
T	B9T	3281-A		A 3102-Y-2521	S	D3TZ	3299-A	36442	B	E3TZ	3A367-A	TRB 1625
T	C5TZ	3281-B		A 3102-U-2881	S	D6TZ	3299-A	38106	S			40724
S	C6TZ	3281-A		24789 1X	S	D6TZ	3299-B	38106	S	C7TZ	3B387-A	382391
T	D1TZ	3281-A		A 2249-D-4	S	D8TZ	3299-A	37312	S	C7TZ	3B387-B	382411
T	TNAW	3281-A		A 3102-S-2567	B	E3TZ	3A299-A	NTA 1625	S	D3TZ	3B387-A	36503
T	TUAA	3281-A		A2 3102-D-1928	S			565997	S	D6TZ	3B387-A	37951
T	7EQ	3283		3102-U-1113	TR	E9TZ	3304-D	12 13473 01	S	D6TZ	3B387-B	382841
T	B5Q	3283-A		3102-A-2653	TR	E9TZ	3304-E	12 13474 01	S	E0TZ	3B387-D	620348
T	B5QH	3283-A		3102-V-2518	T	7EQ	3309	1218-T-46	S	E0TZ	3B387-E	620364
T	B9TT	3283-B		3102-X-2650	RG	C7TZ	3321-A	028332	S	E0TZ	3B387-F	620356
T	B9TT	3283-C		3102-Y-2651	RG	C7TZ	3321-B	028285	S	E1TZ	3B387-A	39905
T	B9TT	3283-E		3102-Z-2652	RG	C7TZ	3321-C	028258	S	E1TZ	3B387-B	39906
T	TAAA	3283-A		3102-U-2621	RG	C7TZ	3321-D	028288	S	E3TZ	3B387-A	72112 1X
T	TCAA	3283-A		3102-V-2622	RG	D0HZ	3321-A	028347	S	E3TZ	3B387-B	72112 2X
T	TDA A	3283-A		3102-W-2623	RG	D6HZ	3321-A	028430	S	E3TZ	3B387-C	72114 1X
T	7EQ	3284		L 1352	RG	E9HZ	3321-A	400144	S			72114 1X

**1980/
FORD TRUCK PARTS**

CROSS REFERENCE LIST 207

FORD TO MANUFACTURERS' PART NUMBERS

C O D E	FORD PART NUMBER	VENDOR PART NUMBER	C O D E	FORD PART NUMBER	VENDOR PART NUMBER	C O D E	FORD PART NUMBER	VENDOR PART NUMBER
S	E0TZ 3L387-B	238311 X	S	E3TZ 3B477-A	40469	RG	E8HZ 3504-D	504AS031
S	E0TZ 3L387-C	332861 X	S	E3TZ 3B478-A	40540 2	RG	E8HZ 3504-E	504AS032
S	E1TZ 3L387-A	23-8481 X	S	E3TZ 3B478-B	40540 1	E	D2HZ 3K504-A	ER 97704
S	E3TZ 3L387-A	238701	S	E3TZ 3B478-C	40540 4	BW	E9HZ 3L504-A	254045
S	E3TZ 3L387-B	72125 X	S	E3TZ 3B478-D	40540 3	BW	E9TZ 3L504-A	254017
S	E3TZ 3L387-C	72127 X	SG	D8TS 3A500-BA	7831307	RG	E3HZ 3R504-A	504AS027
S	E3TZ 3L387-D	238811 X	RG	C7TZ 3E501-A	401222 X1	E	D0HZ 3K505-A	ER 97069
S	E3TZ 3L387-E	238741 X	RG	E9HZ 3E501-A	TAS 650001	E	D0HZ 3K505-B	ER 97098
S	E3TZ 3L387-F	333001 X	RG	C7TZ 3E502-A	032325 X1	E	D0HZ 3K505-C	ER 97427
S	E3TZ 3N387-A	40391	RG	D8HZ 3E502-B	HFB 640001	E	D0HZ 3K505-D	ER 97428
S	E3TZ 3N387-B	40437 1	RG	E4HZ 3E502-A	HFB 520000	E	D0HZ 3K505-E	ER 97444
S	E3TZ 3N387-C	40438 1	RG	D9HS 3N503-AA	HF54048	E	D4HZ 3K505-A	95913 100
S	E3TZ 3B396-A	40476	RG	C7TZ 3504-F	HF 54006	E		ER 97852
S	E3TZ 3B396-B	40475	RG	C7TZ 3504-S	HF 54001	E	D8HZ 3K505-A	ER 99057
S	E5TZ 3B396-B	16987	RG	D0HZ 3504-J	HF 54050	E	D8HZ 3K505-B	ER 99083
S	E0TZ 3B402-A	620848	RG	D0HZ 3504-K	HF 54043	E	D8HZ 3K505-C	ER 99135
S		620324	RG	D0TZ 3504-A	HF 54044	E	D9HZ 3K505-A	ER 99086
S	E0TZ 3B402-B	40645	RG	D0TZ 3504-C	HF 54042	E	E4HZ 3K505-A	ER 99823
S		620326	RG	D1HZ 3504-E	HF 64077	E	E7HZ 3K505-A	ER 28595
S	E0TZ 3B402-C	40746	RG	D1HZ 3504-F	HF 64076	E	E8HZ 3K505-A	ER 99642
S		40646	SG	D3TZ 3504-A	7814786	E	D2HZ 3K506-A	8771 026
S		620328	RG	D3TZ 3504-C	HF 54045	SG	C6TZ 3E507-A	5674398
S	E0TZ 3B402-D	700164	SG	D3ZZ 3504-A	7813295	E	D0HZ 3K507-A	ER 97070
S	E0TZ 3B402-E	700168	SG	D5OZ 3504-A	7819771	E	D0HZ 3K507-B	ER 97103
S	E0TZ 3B402-F	700169	SG	D5UZ 3504-A	7815797	E	D0HZ 3K507-C	ER 97445
S	E3TZ 3B402-A	40459	SG	D5UZ 3504-B	7815798	E	D2HZ 3K507-A	ER 94043 125
S	E0TZ 3B403-A	650325	RG	D6HZ 3504-A	HFB 52012	E	D4HZ 3K507-A	095913 100
S		621094	RG	D6HZ 3504-C	HFB 52011	E	D9HZ 3K507-A	ER 90916 225
S		621094	RG		HFB 52001	E		ER 90916 225
S	E0TZ 3B403-B	40740	SG	D6TZ 3504-E	7819899	E	D9HZ 3K507-B	ER 90916 250
S		620327	SG	D7UZ 3504-A	7826537	E		ER 90916 250
S		621095	SG		7826532	E	E1HZ 3K507-A	ER 90916 275
S	E0TZ 3B403-C	40741	RG	D8HZ 3504-B	HFB 64044	E	E1HZ 3K507-B	ER 90916 300
S		620329	SG	D9UZ 3504-A	7832404	E	E1HZ 3K507-C	ER 90916 262
S		621096	RG	E0HZ 3504-A	HFB 52014	E	E3HZ 3K507-A	ER 90916 325
S	E0TZ 3B403-G	706816 X	SG	E0TZ 3504-B	7834149	E	E3HZ 3K507-B	ER 90916 350
S	E0TZ 3B403-H	706817 X	SG	E0UZ 3504-A	7833644	E	E7HZ 3K507-A	095913 125
S	E0TZ 3B403-J	706818 X	RG	E1HZ 3504-A	HF 64122	RG	C3TZ 3D510-A	032313
S	E3TZ 3B403-A	40460	RG	E1HZ 3504-B	HF 64123	T	C8HZ 3D510-A	BO RUR6-1
S	E1TA 3B404-AA	621034	RG	E1HZ 3504-D	408AS022	T		BO RUR4-1
S	E3TZ 3A429-A	40465	RG	E1HZ 3504-E	378AS033	S	D0HZ 3D510-A	11339
S	E3TZ 3A429-B	40929	RG	E1HZ 3504-F	408AS020	RG	E4HZ 3D510-A	478031
S	C1TZ 3A455-A	21185 X	RG		408 AS020	E	D0HZ 3C511-E	ER 97054
S	E1TZ 3B457-A	39908	RG	E1HZ 3504-H	HFB 52017 A1	E		ER 97434
S	E3TZ 3B457-A	40079	RG	E1HZ 3504-J	HFB 52016 A1	RG	C7TZ 3C515-A	032325
S	E1TZ 3B458-A	39907	RG	E1HZ 3504-K	HF 54059	RG	C7TZ 3C515-B	032356
S	E3TZ 3B458-A	40067	RG	E1HZ 3504-L	HF 54060	RG	D0HZ 3C515-A	032362
S	E1TZ 3B459-A	39909	RG	E1HZ 3504-M	HFB 52023	RG	D1HZ 3C515-A	032401
S	E3TZ 3B459-A	40075	SG	E1TZ 3504-B	7838505	RG	7EQ 3517-B	4 CR02
S	E3TZ 3B459-B	40470	RG	E2HZ 3504-A	HFB 64079	B	B5S 3517-A	104 CC
S	E3TZ 3A460-B	40930	RG		HFB 64051	T	D0HZ 3517-A	A 25648
S	E3TZ 3A466-A	71691 X	RG	E2HZ 3504-B	HFB 64080	B		LL 52549
S	E3TZ 3A466-B	71738 1X	RG		HFB 64052	B		LL 52510
S	E3TZ 3A466-C	71739 1X	RG	E3HZ 3504-A	HFB 64042	T	D0HZ 3517-B	A 26703
S	E3TZ 3A466-D	72041 1X	RG	E4HZ 3504-A	HFB 52028 A1	B		LL 44643
S	E3TZ 3A466-E	72043 1X	RG	E4HZ 3504-B	HF 54061	B		LL 44610
S	E3TZ 3A466-F	71735 1X	RG	E4HZ 3504-C	HF 54062	RG	D0HZ 3D517-A	HF 643203 A12S
S	E4TZ 3B470-A	40711	BW	E8HZ 3504-A	C 111 603	RG	D1HZ 3D517-A	HF 643203 A35

July, 1989

COPYRIGHT © 1989 — FORD MOTOR COMPANY — DEARBORN, MICHIGAN

New Issue

**1980/
FORD TRUCK PARTS**

FORD TO MANUFACTURERS' PART NUMBERS

C O D E	FORD		VENDOR		C O D E	FORD		VENDOR		C O D E	FORD		VENDOR	
	PART NUMBER	PART NUMBER	PART NUMBER	PART NUMBER		PART NUMBER	PART NUMBER	PART NUMBER	PART NUMBER		PART NUMBER	PART NUMBER	PART NUMBER	PART NUMBER
RG	D1HZ	3D517-B	HF	643203 A34	RG	B7Y	3524-A	301	MA006	SG	E1TZ	3524-A	7838506	
RG	D7HZ	3D517-A	HFB	523001 A16	RG	C1TT	3524-C	302	MA003	SG	E2TZ	3524-D	7840985	
RG	D7TZ	3D517-B	HFB	523001 J1	RG	C1TT	3524-D	302	MA004	RG	E3HZ	3524-A	HFB 523001 J39	
RG	D8HZ	3D517-A	HFB	523003 A19	RG	C1TT	3524-G	372	MA003	RG	E7HZ	3524-A	HFB 523001 K6	
RG	D9HZ	3D517-A	HF	543001 A12	RG	C3TZ	3524-R	372	MA008	RG	TAAA	3524-A	101 MA003	
RG	D9HZ	3D517-B	HF	543001 A13	RG	C4TZ	3524-A	35	JM01	RG	TCOA	3524-A	300 MA004	
RG	D9HZ	3D517-C	HF	543001 A14	RG	C4TZ	3524-C	35	JM03	SG	C2AZ	3A525-A	5675626	
RG	D9HZ	3D517-D	HF	543001 A15	RG	C4TZ	3524-H	7	JM199	SG	C2AZ	3A525-B	5674955	
RG	E1HZ	3D517-A	HF	643223 A3	RG	C4TZ	3524-J	376	MA008	SG	C3AZ	3A525-B	5691048	
RG	E1HZ	3D517-B	HF	643223 A5	RG	C4TZ	3524-L	376	MA012	SG	C6SZ	3A525-A	5696254	
RG	E1HZ	3D517-C	HFB	523001 A31	RG	C4TZ	3524-M	408	MA004	SG	C6TZ	3A525-A	7803710	
RG	E1HZ	3D517-D	HF	543021 A2	RG			6	DM246DE11	SG	C9UZ	3A525-A	7817753	
RG	E1HZ	3D517-E	HF	543021 A4	SG	C5AZ	3524-D	5692432		SG	D1ZZ	3A525-A	7811859	
RG	E2HZ	3D517-A	HFB	523003 A43	RG	C5TZ	3524-E	376	MA009	SG	D5TZ	3A525-A	7819402	
RG	E3HZ	3D517-A	HFB	523003 A34	RG	C6TZ	3524-C	376	MA001	SG	D5UZ	3A525-B	7815819	
RG	E9HZ	3D517-A	TAS	653013 J1	RG	C6TZ	3524-E	6	JM69	SG	D5UZ	3A525-C	7825389	
RG	7EQ	3518	40051		RG	C6TZ	3524-F	35	JM05	SG	D6TZ	3A525-A	7825964	
RG	C8HZ	3518-A	33801		RG	C6TZ	3524-N	7	JM225	SG	D6TZ	3A525-B	7826445	
RG	C7TZ	3D519-A	402226		RG	C7TZ	3524-A	403775	A13045	SG	D7UZ	3A525-A	7826545	
RG	C7TZ	3D519-B	3522		RG	C7TZ	3524-B	403775	A13630	SG	D8TS	3A525-AA	7831303	
RG	D0HZ	3D519-A	032364 A1		RG	C7TZ	3524-C	35	JM10	SG	D8TZ	3A525-A	7829741	
RG	D6HZ	3D519-A	032579		RG	C7TZ	3524-D	35	JM08	SG	D8TZ	3A525-B	7829810	
RG	D6HZ	3D519-B	032552		RG	C7TZ	3524-E	24	JM21	SG	D8TZ	3A525-C	7829811	
RG	E9HZ	3D519-A	478041		RG	C7TZ	3524-F	24	JM22	SG	D8TZ	3A525-D	7829742	
SF	D5HZ	3C520-B	30001 6 6		RG	C8TZ	3524-A	6	JM75	SG	D9TZ	3A525-A	7833041	
SF	D8HZ	3C520-A	30002 8 8		RG	D0HZ	3524-A	376	JA002	SG	E0TZ	3A525-A	7834155	
SF	DOHZ	3C520-A	30001 10 10		RG	D0HZ	3524-B	408	JA001	SG	E0TZ	3A525-B	7833455	
SF	E4HZ	3C520-F	32734 8-8S		RG	D0HZ	3524-C	504	JA002	SG	E2TZ	3A525-A	7839452	
SF	E8HZ	3C520-A	32782 8-8S		RG	D0HZ	3524-D	378	JA001	SG	E2TZ	3A525-B	7839451	
SF	E8HZ	3C520-B	362 6-6S		RG	D0HZ	3524-E	408	JA002	SG	E2TZ	3A525-C	7839450	
SF	E8HZ	3C520-C	30000 6-6S		RG	D0HZ	3524-F	504	JA001	B	C3TZ	3D525-B	203 DD	
S	B9T	3A521-A	30354		SG	D1BZ	3524-B	7812750		B	C5AZ	3D525-A	8750	
B	C5AZ	3523-A	876707		RG	D1TZ	3524-D	403775	A23070	SG	C5AZ	3D525-B	5683229	
RG	C7TZ	3523-A	214027		RG	D1TZ	3524-E	403775	A23655	B			T 146	
RG	D0HZ	3523-A	400098		RG	D1TZ	3524-G	301	MA001	B	C5AZ	3D525-C	DD 43007	
SG	D3TZ	3523-A	7812286		RG	D3HZ	3524-A	403752	A12361	B	C6TZ	3D525-A	B 146	
RG	D3TZ	3523-B	213685		RG	D3HZ	3524-B	403752	A123212	B	C6TZ	3D525-B	62032 RS	
SG	D6TZ	3523-A	5688765		SG	D3TZ	3524-B	7826546		B			203 S22	
SG	D6UZ	3523-A	5676233		SG	D3TZ	3524-G	7817215		B			203 PP	
RG	D8HZ	3523-A	400121		SG	D5UZ	3524-A	7811986		B			203 DD	
RG	E9HZ	3523-A	400146		SG	D5UZ	3524-C	7817523		B			1203 LL	
RG	11A	3524	051 MA010		RG	D6HZ	3524-A	HF	643203 A20	B			6203 RS	
RG	7HC	3524	051 MA006		SG	D6TZ	3524-C	7826559		B	D5AZ	3D525-A	DK 4911	
RG	7RT	3524-B	300 MA008		RG	D7HZ	3524-A	HF	543001 X1	SG	D9UZ	3D525-A	7828012	
RG	AB	3524-A	100 MA005		RG	D8HZ	3524-C	403723	D24812	T	C3TZ	3A526-D	902 30-21465	
RG	AD	3524-A	051 MA013		RG			403723	A294812	T	C4TZ	3A526-B	902 30-23955	
RG	B5A	3524-A	051 MA009		RG	D8HZ	3524-D	403723	D25038	T	C6TZ	3A526-A	902 02-25921	
RG	B5A	3524-B	100 MA010		RG			403723	A295038	T	C6TZ	3A526-B	902 02-29466	
RG	B6A	3524-B	051 MA008		RG	D8TZ	3524-E	378	JA008	T	C6TZ	3A526-E	902 58-30030	
RG	B6A	3524-C	100 MA001		SG	E0TZ	3524-C	7834150		T	C6TZ	3A526-F	902 30-29466	
RG	B6C	3524-A	101 MA001		RG	E1HZ	3524-A	504	JA006	T	C6TZ	3A526-G	902 30-29929	
RG	B6Q	3524-A	370 MA007		RG	E1HZ	3524-B	408	JA006	T	C6TZ	3A526-H	902 30-25921	
RG	B6QH	3524-A	400 MA002		RG	E1HZ	3524-C	408	JA007	T	C6TZ	3A526-J	902 30-31041X	
RG	B6Y	3524-A	300 MA010		RG	E1HZ	3524-D	408	JA008	T	C6TZ	3A526-K	L6NLS20-40	
RG	B7C	3524-A	101 MA002		RG	E1HZ	3524-E	378	JA023	T	C6TZ	3A526-L	902 78-31820	
RG	B7Q	3524-A	370 MA008		RG	E1HZ	3524-F	HF	543021 X1	RG	C7TZ	3A526-A	403723 A113353	
RG	B7QH	3524-A	400 MA001		RG	E1HZ	3524-G	HF	643223 A1	RG	C7TZ	3A526-B	403723 A113947	
RG	B7T	3524-A	370 JA001		RG	E1HZ	3524-H	HFB	523001 J30	T	C7TZ	3A526-C	902 58-30921	

**1980/
FORD TRUCK PARTS**

FORD TO MANUFACTURERS' PART NUMBERS

C O D E	FORD PART NUMBER	VENDOR PART NUMBER	C O D E	FORD PART NUMBER	VENDOR PART NUMBER	C O D E	FORD PART NUMBER	VENDOR PART NUMBER					
T	C7TZ	3A526-D	902	58-31724	RG	D2HZ	3548-F	408	CM015J	SG	D6AZ	3B559-A	7818175
T	C8HZ	3A526-A	985	30-33890	SG	D3TZ	3548-A	7828578		E	D6HZ	3B559-B	ER 62413
T	C9HZ	3A526-A	902-30	3104 1	RG	D3TZ	3548-B	HF 542004 A1		E	D8HZ	3B559-A	ER 62416
T	C9TZ	3A526-A	902	61-33985	RG	D5TZ	3548-A	378	CM027J	E	D8HZ	3B559-B	ER 62276
T	C9TZ	3A526-B	902	61-33984	SG	D5UZ	3548-A	5679292		E	D8HZ	3B559-C	ER 62173
RG	C9TZ	3A526-C	403723	A1132	SG	D5UZ	3548-B	7814320		E	E0HZ	3B559-A	ER 62167
RG	C9TZ	3A526-D	403723	A1136	RG	D6HZ	3548-A	HFB 522008 A1		SG	E1UZ	3B559-A	7837321
RG	D1TZ	3A526-A	403723	B83378	RG	D6HZ	3548-B	HFB 522010 A1		SG	E1UZ	3B559-AMR	7837321
RG			403723	A173378	RG	D8HZ	3548-A	HFB 642001 A1		E	E2HZ	3B559-A	ER 62181
RG	D1TZ	3A526-B	403723	B83972	RG	E0HZ	3548-B	HFB 522029 A1		E	E3HZ	3B559-A	ERS 27855
RG			403723	A173972	SG	E0TZ	3548-A	7835415		E	E3HZ	3B559-B	ERS 27944
T	E1HZ	3A526-A	SHA-S	13 1-22	SG	E0UZ	3548-A	7834329		E	E4HZ	3B559-A	ERS 62639
S	E1HZ	3A526-B	XC951718		RG	E1HZ	3548-B	HFB 522032 A1		E	E7HZ	3B559-A	ERS 62849
S	E1HZ	3A526-C	XC	192211	RG	E2HZ	3548-A	HFB 642056 A1		E	E7HZ	3B559-B	ERS 62850
T	E2HZ	3A526-A	SHS	13 30-26-5	RG	E2HZ	3548-B	HFB 642054 A1		E	E7HZ	3B559-C	ERS 62638
T	E2HZ	3A526-B	SHA-S	13 1-25-3	RG	E3HZ	3548-A	HFB 642051 A1		SG	E9UZ	3B559-A	26016660
T	E2HZ	3A526-C	L 6	NLS20-22	RG	E3HZ	3548-B	HFB 642071 A1		RG	C7TZ	3C559-A	032380
S	E2HZ	3A526-D	196611		RG	E8HZ	3548-B	503CM127 J1		RG	C7TZ	3C559-B	029097
T	E8HZ	3A526-C	902	30 48662	RG	E8HZ	3548-C	503CM126 J1		RG	D0HZ	3C559-A	032363
RG	D6HZ	3D526-A	032577	A1	RG	E9HZ	3548-A	TAS 652002 J1		RG	D6HZ	3C559-A	032570
E	E7HZ	3E526-A	ERS	28599	BW	E6HZ	3L548-A	104617		RG	D6HZ	3C559-B	032571
RG	C7TZ	3A527-A	086072	A13441	BW	E6HZ	3L548-B	104618		RG	E0HZ	3C559-A	032544
S	E1HZ	3A527-Z	XC	192211	BW	E8HZ	3L548-A	254019		E	D0HZ	3K559-A	ER 97393
S	E2HZ	3A527-A	192611		BW	E8HZ	3L548-B	254018		T			ER 97393
RG	D6HZ	3K527-A	415454	A1	BW	E9HZ	3L548-A	254046		E	D9HZ	3K559-A	ER 99380
RG	D6HZ	3K527-B	415452	A1	BW	E9HZ	3L548-B	254047		E	E7HZ	3K559-A	ER 99945
RG	D8HZ	3K527-A	415448	A1	RG	C7TZ	3549-A	401222		RG	C7TZ	3E560-A	028366
RG	E2HZ	3K527-A	415567	A1	RG	C7TZ	3549-B	401324		RG	C7TZ	3E560-B	032383
RG	E7HZ	3K527-C	410005	A1	RG	D0HZ	3549-A	401309		RG	D0HZ	3E560-A	028348
RG	E7HZ	3K527-D	410006	A1	RG	D5TZ	3549-A	401502		RG	D0HZ	3E560-B	029099
RG	E9HZ	3K527-A	410010	5	RG	D6HZ	3549-A	401263		RG	D8HZ	3E560-A	028433
RG	C6TZ	3A528-A	403723	A1S	RG	D6HZ	3549-B	401385		RG	D8HZ	3E560-B	028435
RG	C6TZ	3A529-A	055028		RG	D7HZ	3549-A	401389		RG	D8HZ	3E560-C	028434
SG	C5AZ	3D530-B	7817355		RG	70	3552	37262		RG	D8HZ	3E560-D	032607
E	E3HZ	3N533-A	ER	91381 250	B			36 X		RG	E9HZ	3E560-A	028519
E	E7HZ	3N533-A	ER	91381 275	B	B	3552	6		E	B8LY	3A561-A	ER 20663
RG	C6TZ	3538-A	30731		B	B9TT	3552-B	107902		E	B8TZ	3A561-B	ER 20550
RG	C6TZ	3538-C	037014		B	BB	3552	13 C		E	B8TZ	3A561-C	ER 20684
SG	C5AZ	3C538-D	7811277		B	C1TT	3552-B	46		E	C5TZ	3A561-A	ER 22266
RG	D0TZ	3A540-A	HP	280046	B	C1TT	3552-C	47		E	C6TZ	3A561-B	ER 22477
RG	E3HZ	3A540-A	C	28556 A4	B	C2AZ	3552-A	8537		E	C7TZ	3A561-A	ER 22451
RG	C7TZ	3B541-A	C	546001	RG	C4TZ	3552-A	400084		SG	D2VY	3A561-A	7814483
RG	D0HZ	3B541-A	C	646001	B	LA	3552-A	13 CS		SG	D3MY	3A561-A	7815903
RG	D6HZ	3B541-A	032573		RG	7EQ	3553	37806		E	D6HZ	3A561-A	ER 27115 210
RG	D6HZ	3B541-B	032572		B			38 A		E	D7HZ	3A561-A	ER 27115 140
RG	D6HZ	3B541-D	032590		B	81T	3553	14 XS		E	D8HZ	3A561-A	ER 27115 215
RG	D8HZ	3B541-A	032615		B	8Z	3553	6 CE		E	D8HZ	3A561-B	ER 27115 175
RG	E0HZ	3B541-A	032597		RG	C4TZ	3553-A	400083		E	D8HZ	3A561-C	ERS 27115 220
RG	E2HZ	3B541-A	032590	X2	SG	E1UZ	3E554-A	7837284		SG	D9BZ	3A561-A	7809229
RG	D6HZ	3B542-B	C	284104 1643	S	C0TT	3B558-A	31505		E	D9HZ	3A561-A	ER 27115 145
RG	E4HZ	3B542-A	C364110	1541	E	D8HZ	3C558-A	ER 97330		E	D9HZ	3A561-B	ER 27115 130
SG	C5AZ	3544-C	5686539		E	B8TZ	3B559-B	ER 6687		E	D9HZ	3A561-C	ER 27115 180
RG	C7TZ	3544-A	402302		E	C2AZ	3B559-A	ER 6876		E	D9HZ	3A561-D	ER 27115 155
RG	D8HZ	3544-A	402380		E	C7TZ	3B559-A	ER 62086		E	E0HZ	3A561-A	ER 27115 230
RG	C7TZ	3548-C	HF	542002 A1	E	C7TZ	3B559-B	ER 62077		SG	E0HZ	3A561-B	7809232
RG	D0HZ	3548-F	HF	542001 A1S	SG	D2VY	3B559-A	7809503		E	E1HZ	3A561-A	ER 97306
RG	D1HZ	3548-B	HF	652010 A2	SG	D5AZ	3B559-A	7818176		E	E2HZ	3A561-A	ER 27115 195
SG	D1ZZ	3548-B	7810894		SG	D5AZ	3B559-AMR	7818175		E	E3HZ	3A561-A	ERS 27856 230

**1980/
FORD TRUCK PARTS**

FORD TO MANUFACTURERS' PART NUMBERS

C O D E	FORD PART NUMBER	VENDOR PART NUMBER	C O D E	FORD PART NUMBER	VENDOR PART NUMBER	C O D E	FORD PART NUMBER	VENDOR PART NUMBER
E	E3HZ 3A561-B	ERS 27856 145	RG	D0HZ 3577-C	021286	SG	D6AZ 3D590-A	5688043
E	E3HZ 3A561-C	ERS 27856 130	RG	D1HZ 3577-A	021289	SG	E2UZ 3D590-A	7836369
E	E7HZ 3A561-A	ERS 27856 195	SG	D5UZ 3577-A	7802482	SG	E2UZ 3D590-B	7839669
E	E8HZ 3A561-A	ERS 27856 235	RG	D6HZ 3577-A	213705	SG	E9UZ 3D590-A	26016316
RG	D8HZ 3E561-A	G 9419666	RG	D6HZ 3577-B	021318	RG	D2HZ 3591-A	032484
RG		025127	RG	D6HZ 3577-C	021317	RG	D2HZ 3591-B	032485
E	B9TZ 3B563-A	ER 91314	RG	D7HZ 3577-A	021334	RG	D2HZ 3591-C	032480
E	D9HZ 3B563-A	ER 91672	RG	D8HZ 3577-A	021333	RG	D2HZ 3591-D	032481
E	E3HZ 3B563-A	ERS 99563	RG	E1HZ 3577-A	021275 A1	SG	D5UZ 3591-A	7801626
BW	E6HZ 3L564-A	104656	RG	E3HZ 3577-A	021361	E	C2SZ 3B592-A	ER 93270
RG	C1TT 3568-B	33772	RG	E3HZ 3577-B	021362	E		ER 92999
E	B8AZ 3A570-A	ER 7614	RG	E4HZ 3577-A	021367	E		ER 90852
E	D8HZ 3A570-A	ER 72181	RG	E0HZ 3N577-A	021325	SG	D2VY 3B592-A	7808195
E	E0HZ 3A570-A	ER 7791	RG	C7TZ 3E578-A	040088 A1	SG	D2VY 3B592-AMR	7808195
E	E1HZ 3A570-A	ER 7900	RG	C6TZ 3579-A	4 DF03	SG	D2VY 3D592-A	5687278
E	E2HZ 3A570-A	ER 7614	SG	D5UZ 3580-B	7817484	RG	C5TZ 3593-A	35 DC07
B	68 3571-A	58 C	SG	D6TZ 3580-B	7826471	RG	C5TZ 3593-B	35 DC08
B	70 3571	35 BC	SG	D6UZ 3580-A	7806748	RG	C5TZ 3593-C	35 DC09
B	81T 3571-A	11 BC	RG	C7TZ 3E580-A	401310	RG	C8TZ 3593-A	408 VM002
B	BB 3571-A	11 BA	SG	C5AZ 3581-A	7826472	RG	C8TZ 3593-B	408 VM005
B	C1TT 3571-A	45 BC	RG	C6TZ 3581-B	26 DF05	RG	C8TZ 3593-C	408 VM010
RG	C4TZ 3571-A	400079 A1	RG	D0HZ 3581-A	378 UM001	RG	C8TZ 3593-D	408 VM007
B	C6TZ 3571-B	B 328	SG	D5UZ 3581-A	5666734	RG	D0HZ 3593-A	376 VM001
B	D4ZZ 3571-A	NTA 1423	SG	D5UZ 3581-B	7817486	RG	D2HZ 3593-A	408 VM003
SG	C5AZ 3575-E	7815885	RG	D6HZ 3581-A	HFB 529000	RG	D2TZ 3593-A	376 VM003
RG	C7TZ 3575-B	HF 544101 A1444	RG	D8HZ 3581-A	HFB 649000	SG	C5AZ 3A594-A	5687252
RG	C8HZ 3575-B	408 FA010	E	E7HZ 3L581-A	ERS 28313	SG	D2VY 3D596-A	5688877
RG	D0HZ 3575-C	HF 644105 A1387	E	B8TZ 3A582-A	ER 20727	SG	D6AZ 3D596-A	5689359
RG	D1HZ 3575-B	HF 644104 A1387	E	C1TT 3A582-A	ER 21307 B	SG	E2UZ 3D596-A	7839667
SG	D3TZ 3575-A	7815960	E	C1TT 3A582-C	ERS 22694	RG	B5S 3597-A	3AM89
RG	D3TZ 3575-B	HF 544104 A1	E	C7TZ 3A582-A	ER 92441	RG	B7T 3597-A	6 DE04
RG	D5TZ 3575-A	378 FA011	E	C7TZ 3A582-B	ER 21257 B	RG	D8HZ 3597-A	402384
SG	D5UZ 3575-A	7812834	E	E3HZ 3A582-A	ERS 28002	E	D0HZ 3E599-A	ER 22953
RG	D6HZ 3575-A	HFB 524100 A1573	RG	C6TZ 3583-A	26 DF13	E	D0HZ 3E599-B	ER 24020
RG	D8HZ 3575-B	HFB 644101 A2	RG	C7TZ 3583-B	HF 545002 A1	E	E8HZ 3E599-C	ER 27917
RG	D8TZ 3575-A	378 FA003	RG	D0HZ 3583-B	378 TA001	E	D8HZ 3N599-A	ER 97146
SG	D9UZ 3575-A	7815882	RG	D5TZ 3583-A	HF 545003 A1	E	B4A 3601-A	ER 91120
RG	E0HZ 3575-B	HFB 524100 A1398	RG	D6HZ 3583-A	HFB 525000 J1	E	C5TZ 3601-A	ER 93162
SG	E0TZ 3575-A	7834152	RG	D6HZ 3583-B	HF 645008 A1	E	D9HZ 3601-A	ER 92456
RG	E2HZ 3575-A	HFB 644101 A1	RG	D8HZ 3583-B	HFB 645000 J1	E	C5TZ 3C602-A	ER 92814
BW	E6HZ 3575-A	104619	RG	E0HZ 3583-A	HF 645008 A3	E	D0HZ 3C602-A	ER 93983
BW	E8HZ 3575-A	254020	RG	E1HZ 3583-A	HFB 525001 J1	E	D0HZ 3C602-B	ERS 24012
RG	E9HZ 3575-A	HFB 644101 A1	RG	E2HZ 3583-A	HFB 645002 J1	E	D0HZ 3C602-C	ERS 24227
BW	E9HZ 3575-B	254048	RG	E9HZ 3583-A	TAS 655002 J1	SG	D3MY 3C602-A	7815904
RG	E7HZ 3M575-A	478048	SG	D2VY 3B584-A	5688044	E	D9HZ 3C602-A	ERS 27549 PL
B	C1AZ 3576-B	Y 1816	SG	D4VY 3B585-A	7818374	E	D9HZ 3C602-B	ERS 27550 PL
B	C4DZ 3576-B	BF 182216	RG	D6HZ 3E585-A	G 223737	E	E1HZ 3C602-A	ERS 27785 PL
SG	C5AZ 3576-B	5687757	RG	D6HZ 3E585-B	G 223752	E	E3HZ 3C602-A	ERS 28001
SG	C8HZ 3576-A	5689321	RG	C7TZ 3586-A	032382	E	D7HZ 3605-A	4 5111
RG	D2TZ 3576-A	068019	RG	D0HZ 3586-A	032346	SG	D4VY 3D607-A	7833769
SG	D5UZ 3576-A	266316	SG	D2VY 3D586-A	5688037	SG	D4VY 3D607-AMR	7818453
B	D5UZ 3576-B	SLH 12501	RG	E9HZ 3589-A	411061 A1	SG	D6AZ 3D607-A	7825173
SG	E0TZ 3576-A	7834286	SG	D2VY 3D589-A	5691489	SG	E0TZ 3D607-A	7833769
RG	B7J 3577-A	3020	SG	D6AZ 3D589-A	5689358	SG	E1UZ 3D607-A	7837322
RG	C6TZ 3577-A	021200	SG	D2VY 3D590-A	7813462	E	D8HZ 3B608-A	ER 72190
RG	C7TZ 3577-A	021246	SG	D2VY 3D590-AMR	7834716	RG	C7TZ 3E608-A	402304 A1
RG	C7TZ 3577-B	021244	SG	D2VY 3D590-B	5688879	RG	C7TZ 3E608-B	402306 A1
RG	C8TZ 3577-A	021267 A1	SG	D2VY 3D590-BMR	5688879	RG	C8TZ 3E608-A	402324 A1

**1980/
FORD TRUCK PARTS**

CROSS REFERENCE LIST 211

FORD TO MANUFACTURERS' PART NUMBERS

C O D E	FORD PART NUMBER	VENDOR PART NUMBER	C O D E	FORD PART NUMBER	VENDOR PART NUMBER	C O D E	FORD PART NUMBER	VENDOR PART NUMBER
RG	D0TZ	3E608-B	402338	A1	RG	C7TZ	3E626-A	028334
RG	D1HZ	3E608-A	402345	A1	E	E1HZ	3M627-A	ER 72111
RG	D3TZ	3E608-A	402347	A1	E	E2HZ	3M627-A	ER 7621
RG	E4HZ	3E608-A	402321	A1	E	E0HZ	3E630-A	ER 99401
RG	C7TZ	3610-A	062005		RG	E9HZ	3D631-A	478043
RG	C7TZ	3E610-A	020205		RG	D0HZ	3E632-A	401315
RG	C7TZ	3E611-A	213627		E	E5HZ	3E632-A	ER 82154
RG	D0HZ	3E611-A	028349		RG	E3HZ	3F633-A	HFB 523003 A25
E	B8A	3612-A	ERS 20698		RG	E3HZ	3F633-B	HFB 523003 J41
RG	C7TZ	3E612-A	063029		RG	E3HZ	3F633-C	HFB 523003 J20
B			B 146		RG	E3HZ	3F633-D	HFB 523003 J45
RG	C7TZ	3E613-A	036141		RG	E3HZ	3F633-E	HFB 523003 J47
RG	E3HZ	3E613-A	036201		RG	E3HZ	3F633-F	HFB 523003 KJ
RG	E7HZ	3E613-B	036138		RG			HFB 523003 J51
B	C2SZ	3614-A	817711		RG	E7HZ	3F633-A	HFB 523001 Z5
RG	C1TT	3B614-C	069010		RG	E9HZ	3F633-A	TAS 653013 J3
RG	C7TZ	3B614-A	069508		RG			TAS653003 JG
RG	C7TZ	3B614-B	069509		RG	E7HZ	3M633-A	32810
RG	D0HZ	3B614-A	071010		S	E1HZ	3D638-A	XC 11339
RG	D6HZ	3B614-A	070023		E	C1TT	3A642-A	ER 92126
RG	D8HZ	3B614-A	071016		E	C2TZ	3A642-A	ER 8412
B			BR 866 1		E	B8TZ	3A643-A	ER 20674
RG	E3HZ	3B614-A	071018		E	B8TZ	3A643-B	ER 20666
RG	E9HZ	3B614-A	071020		E	C2SZ	3A643-A	ERS 21533
RG	C7TZ	3E614-A	032381		E	C7TZ	3A643-A	ER 20668
RG	D0HZ	3E614-A	032345		SG	D2VY	3A643-A	7807934
RG	D8HZ	3E614-A	032616		E	D5HZ	3A643-A	ER 27046
RG	E0HZ	3E614-A	032644		E	D6HZ	3A643-B	ER 24698
RG	E0HZ	3F614-A	040113		E	D7HZ	3A643-A	ERS 24515 R
SG	E2TZ	3F614-A	5692682		E	D8HZ	3A643-A	ERS 24573 L
RG	C7TZ	3E615-A	028371		E	D8HZ	3A643-B	ERS 24714 R
RG	C7TZ	3E616-A	020207		E	D8HZ	3A643-C	ERS 24714 L
RG	D0HZ	3C617-A	401341		E	D9HZ	3A643-A	ERS 24573 R
RG	E1HZ	3C617-A	401445		E	D9HZ	3A643-B	ER 22048
RG	E1HZ	3C617-B	401444		E	E0HZ	3A643-A	ER 27133 R
S	E1HZ	3C617-C	XC 11339		SG	E0HZ	3A643-B	7830697
RG	E9HZ	3C617-A	401637		SG	E0TZ	3A643-A	7830236
RG	C7TZ	3E617-A	020206		E	E1HZ	3A643-A	ERS 24515 1R
RG	D0HZ	3E617-A	021277		E	E1HZ	3A643-B	ERS 24573 1R
RG	D7HZ	3E617-A	020223		E	E2HZ	3A643-A	ERS 24515 1L
RG	D8HZ	3E617-A	021323		E	E2HZ	3A643-B	ERS 24573 1L
RG	E3HZ	3E617-A	G 223734		E	E2HZ	3A643-C	ERS 24515 L
RG	E9HZ	3E617-A	020251		E	E3HZ	3A643-A	ERS 27908
RG	C7TZ	3E621-A	040087		E	E3HZ	3A643-B	ERS 27867
E	E2HZ	3F621-A	ER 91231		E	E4HZ	3A643-A	ERS 27902
RG	C7TZ	3E622-A	040092		E	E7HZ	3A643-A	ERS 28597
RG	D0HZ	3E622-B	040116		E	E7HZ	3A643-B	ERS 28598
RG	E9HZ	3E622-A	040210		E	E7HZ	3A643-C	ERS 28232
RG	D6HZ	3D623-A	025123		SG	E9UZ	3A643-A	26014004
RG	D6HZ	3D623-B	025121		SG	C5AZ	3647-B	5695513
RG	D8HZ	3D623-A	025122		SG	C5AZ	3647-D	5695513
RG	E9HZ	3D623-A	027007		RG	C7TZ	3647-A	213684
RG	D0HZ	3E623-A	415438		RG	C7TZ	3647-B	215396
RG	E9HZ	3E623-A	409128		SG	D3TZ	3647-A	781598
RG	C7TZ	3E624-A	401321		RG	D6HZ	3647-A	216191 X1
RG	E9HZ	3E624-A	401662		RG	E1HZ	3647-A	215396 X2
RG	C7TZ	3E625-A	075002		RG			215396 X1
RG	E9HZ	3E625-A	080154		E	D5HZ	3A651-A	ER 22615
E					E	D6HZ	3A651-A	ERS 24924
RG	E9HZ	3K651-A	040209		RG	E9HZ	3K651-A	400149
RG	E9HZ	3K653-A	ER 22663		E	D0HZ	3D654-A	ER 22663
SG	D2VY	3D654-A	7811919		SG	D6AZ	3D654-A	7811616
SG	D6AZ	3D654-A	7830462		SG	D9BZ	3D654-A	7830913
SG	E0HZ	3D654-A	7830913		E	E0HZ	3D654-B	025106 008
E	E0HZ	3D654-B	ERS 27911		E	E3HZ	3D654-A	G 216339 X1
RG	E1HZ	3C655-A	021377 X1		RG	E1HZ	3C655-A	021377 X1
RG	D0HZ	3L656-B	032473		RG	D0HZ	3L656-B	032473
RG	E9HZ	3F657-A	400152		RG	E9HZ	3F657-A	400152
S	E1HZ	3C663-A	XC 152171		S	E1HZ	3C663-A	XC 152171
RG	E9HZ	3K665-A	478044		RG	E9HZ	3K665-A	478044
SG	C6TZ	3C668-A	5671921		SG	C6TZ	3C668-A	5671921
SG	C6TZ	3C669-A	5675186		SG	C6TZ	3C669-A	5675186
E	C5TZ	3670-A	ER 21716		E	C5TZ	3670-A	ER 21716
E	C7TZ	3670-B	ER 22343		E	C7TZ	3670-B	ER 22343
E	D3TZ	3670-A	ER 22786		E	D3TZ	3670-A	ER 22786
E	D7HZ	3670-A	ER 27352		E	D7HZ	3670-A	ER 27352
E	E1HZ	3670-A	ERS 27698		E	E1HZ	3670-A	ERS 27698
E	E1HZ	3670-B	ER 27542		E	E1HZ	3670-B	ER 27542
E	E4HZ	3670-B	ERS 28066		E	E4HZ	3670-B	ERS 28066
E	E6HZ	3670-A	ER 28303		E	E6HZ	3670-A	ER 28303
E	E7HZ	3670-A	ERS 28377		E	E7HZ	3670-A	ERS 28377
E	E7HZ	3670-B	ERS 28530		E	E7HZ	3670-B	ERS 28530
SG	D5UZ	3A670-A	5666681		SG	D5UZ	3A670-A	5666681
SG	C6TZ	3C672-A	5673944		SG	C6TZ	3C672-A	5673944
S	D0HZ	3C672-A	112-591		S	D0HZ	3C672-A	112-591
S	D0HZ	3C672-B	11121		S	D0HZ	3C672-B	11121
S	E1HZ	3D672-A	990485		S	E1HZ	3D672-A	990485
RG	C7TZ	3B673-A	065978		RG	C7TZ	3B673-A	065978
RG	D0HZ	3B673-A	067026		RG	D0HZ	3B673-A	067026
RG	E9HZ	3B673-A	070027		RG	E9HZ	3B673-A	070027
E	B6TZ	3A674-A	ER 10750 1		E	B6TZ	3A674-A	ER 10750 1
E	B8TZ	3A674-A	ER 10951 1		E	B8TZ	3A674-A	ER 10951 1
E	B8TZ	3A674-B	ER 10969 1		E	B8TZ	3A674-B	ER 10969 1
E	B9TZ	3A674-A	ER 12145 1		E	B9TZ	3A674-A	ER 12145 1
E	B9TZ	3A674-B	ER 12147 1		E	B9TZ	3A674-B	ER 12147 1
E	C1TT	3A674-A	ER 10998 2		E	C1TT	3A674-A	ER 10998 2
E	C3TZ	3A674-A	ERS 11094 1		E	C3TZ	3A674-A	ERS 11094 1
E			ER 12516 1		E			ER 12516 1
E	C3TZ	3A674-C	12570 1		E	C3TZ	3A674-C	12570 1
E	C3TZ	3A674-D	ER 12568 1		E	C3TZ	3A674-D	ER 12568 1
E	C3TZ	3A674-E	ER 10951 3		E	C3TZ	3A674-E	ER 10951 3
E			12521 1		E			12521 1
E	C5TZ	3A674-A	ER 11169 1		E	C5TZ	3A674-A	ER 11169 1
E	C7TZ	3A674-C	ER 11349 1		E	C7TZ	3A674-C	ER 11349 1
E	C7TZ	3A674-D	ER 1134 1		E	C7TZ	3A674-D	ER 1134 1
E	C7TZ	3A674-G	ER 11335 2		E	C7TZ	3A674-G	ER 11335 2
E	C7TZ	3A674-H	ER 11337 2		E	C7TZ	3A674-H	ER 11337 2
E	C7TZ	3A674-J	ER 11243 1		E	C7TZ	3A674-J	ER 11243 1
E	C7TZ	3A674-L	ER 11243 2		E	C7TZ	3A674-L	ER 11243 2
E	C7TZ	3A674-M	ER 11399 1		E	C7TZ	3A674-M	ER 11399 1
E	C7TZ	3A674-N	ER 10951 4		E	C7TZ	3A674-N	ER 10951 4
E	C7TZ	3A674-P	ER 11094 2		E	C7TZ	3A674-P	ER 11094 2

**1980/
FORD TRUCK PARTS**

FORD TO MANUFACTURERS' PART NUMBERS

C O D E	FORD PART NUMBER	VENDOR PART NUMBER	C O D E	FORD PART NUMBER	VENDOR PART NUMBER	C O D E	FORD PART NUMBER	VENDOR PART NUMBER
E	C7TZ 3A674-R	ER 11095 2	SG		7933920	T		902 05-46166
E	C7TZ 3A674-S	ER 11169 2	E	E0HZ 3A674-B	ER 16035 1	S	E2HZ 3B676-F	SKU 1251998
E	C8HZ 3A674-A	ER 11511 1	E	E0HZ 3A674-C	ER 16083 1	S		XC951779
E	C8TZ 3A674-F	ER 11169 5	E		ER 16034 1	SG	E2TZ 3B676-A	7839853
E	DOHZ 3A674-A	ER 11488 1	E	E0HZ 3A674-D	ER 16081 1	SG	E2TZ 3B676-B	7839852
E	DOHZ 3A674-B	ER 11597 1	E	E0HZ 3A674-E	ER 16142 1	SG	E3TZ 3B676-A	7839199
E	DOHZ 3A674-C	ER 11589 1	SG	E0UZ 3A674-A	7833294	SG	E3TZ 3B676-B	7839198
E	DOHZ 3A674-D	ER 11602 1	E	E1HZ 3A674-A	ER 16281 1	SG	E3TZ 3B676-C	7843818
E	DOHZ 3A674-E	ER 11604 1	E	E1HZ 3A674-B	ER 16284 1	SG	E3TZ 3B676-D	7843819
E	DOHZ 3A674-F	ER 11610 1	E	E1HZ 3A674-C	ER 16141 1	E	B8TZ 3C677-A	ER 92057
E	DOHZ 3A674-G	ER 11615 1	SG	E1HZ 3A674-D	7838871	E	D9HZ 3C677-A	ER 92867
E	DOHZ 3A674-H	ER 11617 1	SG	E1UZ 3A674-A	7838846	E	E1HZ 3C677-A	ER 93684
E	DOHZ 3A674-J	ER 11684 1	SG	E2HZ 3A674-A	7840056	E	E4HZ 3C677-A	ER 99744
E	DOHZ 3A674-K	ER 11735 1	E	E2HZ 3A674-B	ERS 16274 1	SG	E0TZ 3D681-D	5668489
E	DOHZ 3A674-L	ER 11772 1	E	E2HZ 3A674-C	ERS 16278 1	E	D8HZ 3B682-A	ER 90790 075
E	DOHZ 3A674-M	ER 11764 1	E	E2HZ 3A674-D	ERS 16279 1	E	D8HZ 3R682-A	ER 97094
E	D2HZ 3A674-A	ER 11903 1	E	E2HZ 3A674-E	ERS 16280 1	E	D8HZ 3R682-B	ER 97776
E	D2HZ 3A674-B	ER 11904 1	E	E2HZ 3A674-F	ERS 16357 1	E	D8HZ 3R682-C	ER 97147
E	D2HZ 3A674-C	ER 11905 1	E	E2HZ 3A674-G	ERS 16358 1	SG	D7UZ 3D683-A	7804123
SG	D2VY 3A674-A	7814333	SG	E2UZ 3A674-A	7840055	SG	E0HZ 3D683-A	7833293
SG	D3MY 3A674-A	7815897	E	E3HZ 3A674-A	ERS 16362 1	SG	E2UZ 3D683-A	7831388
SG	D3VY 3A674-B	7816524	E	E3HZ 3A674-B	ERS 16388 1	E	D8HZ 3A684-A	ERS 27309 PL
E	D4HZ 3A674-A	ERS 15143 1	E	E3HZ 3A674-C	ERS 16389 1	S	E1HZ 3C684-A	500408 8
E	D4HZ 3A674-B	ERS 15142 1	E	E3HZ 3A674-D	ERS 16407 1	E	DOHZ 3D684-A	ERS 22922
E	D4HZ 3A674-C	ERS 15177 1	E	E3HZ 3A674-E	ERS 16408 1	E	D2HZ 3D684-A	ERS 24442
E	D4HZ 3A674-D	ERS 15218 1	E	E3HZ 3A674-F	ERS 16363 1	E	D8HZ 3D684-B	ERS 27499 PL
E	D4HZ 3A674-E	ERS 15221 1	E	E3HZ 3A674-G	ERS 16391 1	E	D9HZ 3D684-A	ERS 27537 PL
SG	D4MY 3A674-A	7818582	E	E3HZ 3A674-H	ERS 16392 1	E	E0HZ 3D684-A	ERS 27548 PL
SG	D5AZ 3A674-A	7818060	SG	E3UZ 3A674-A	7844301	E	E3HZ 3D684-A	ERS 28000
E	D5HZ 3A674-A	ER 15348 1	SG	E4HZ 3A674-A	7844343	E	E7HZ 3D684-A	ERS 28231
SG	D5MY 3A674-A	7818587	E	E4HZ 3A674-D	ERS 16704 1	B	C5TZ 3C685-A	B 2212
SG	D5SZ 3A674-A	7818063	E	E5HZ 3A674-A	ERS 16874 1	B	C8HZ 3C685-A	LM 48548 L
SG	D5UZ 3A674-A	7818588	E	E5HZ 3A674-B	ERS 16872 1	E	B4AZ 3B688-B	ER 7418
SG	D5VZ 3A674-A	7818064	E	E5HZ 3A674-C	ERS 16871 1	E	B4TZ 3B688-A	ER 7453
SG	D6AZ 3A674-C	7827446	E	E5HZ 3A674-D	ERS 16875 1	E	C2SZ 3B688-A	ER 7803
E	D6HZ 3A674-A	ER 15342 1	E	E7HZ 3A674-A	ERS 17228 1	E		7803
E	D6HZ 3A674-B	ER 15343 1	E	E7HZ 3A674-B	ERS 17436 1	E	D2HZ 3691-A	ER 24441
E	D6HZ 3A674-C	ER 15382 1	E		ERS 17230 1	E	B6LY 3A691-A	ER 12578 1
E	D7HZ 3A674-A	ER 15707 1	E	E7HZ 3A674-C	ERS 17435 1	E	B8TZ 3A691-A	ER 10991 1
SG	D7UZ 3A674-B	7828885	E		ERS 17244 1	E	B8TZ 3A691-C	ER 12007 1
SG	D8AZ 3A674-C	7833178	E	E8HZ 3A674-C	ER 17184 1	E	B9TZ 3A691-A	ER 12088 1
E	D8HS 3A674-AA	ER 15887 1	E	E8HZ 3A674-D	ER 17185 1	E	B9TZ 3A691-B	ER 12089 A
E	D8HZ 3A674-A	ERS 15481 1	RG	C3TZ 3B676-A	403723 A31717	E	C1TT 3A691-A	ER 12265 2
E	D8HZ 3A674-B	ERS 15535 1	RG	C6TZ 3B676-A	403723 A31862	E	C1TT 3A691-C	ER 12316 1
E	D8HZ 3A674-C	ERS 15694 1	T	C6TZ 3B676-C	902 07-30030	E	C1TT 3A691-D	ER 12315 1
E	D8HZ 3A674-D	ERS 15701 1	S	DOHZ 3B676-A	XC951283	E	C3TZ 3A691-B	ER 12484 1
E	D8HZ 3A674-E	ER 15540 1	SG	D6TZ 3B676-C	7825985	E	C3TZ 3A691-C	ER 12356 3
E	D8HZ 3A674-F	ER 15541 1	SG	D6TZ 3B676-D	7825991	E	C3TZ 3A691-D	ER 12357 3
SG	D9DZ 3A674-B	7833737	RG	D8HZ 3B676-A	403773 A13172	E	C3TZ 3A691-E	XER 12496 A
E	D9HZ 3A674-A	ERS 15860 1	SG	D9TZ 3B676-A	7833034	E	C3TZ 3A691-G	ER 12469 1
E	D9HZ 3A674-B	ERS 15861 1	RG	E0HZ 3B676-B	K 65918 1288	E	C3TZ 3A691-H	ER 12465 1
E	D9HZ 3A674-C	ERS 27310 PL	RG	E0HZ 3B676-C	K 65918 1236	E	C3TZ 3A691-J	ER 12461 2
E		ERS 27310 PL	SG	E0TZ 3B676-A	7833770	E	C3TZ 3A691-K	ER 12561 1
E		ERS 15862 1	S	E1HZ 3B676-A	XC951717	E	C3TZ 3A691-L	ER 12560 1
E	D9HZ 3A674-D	ERS 15864 1	T	E1HZ 3B676-C	903 05 47516	E	C4JZ 3A691-A	XER 11175 A
E	D9HZ 3A674-E	ERS 15863 1	SG	E1TZ 3B676-A	7838484	E	D9HZ 3A692-A	ER 27427
E	D9HZ 3A674-F	ERS 15183 1	SG	E1TZ 3B676-B	7838483	RG	D6HZ 3C694-A	402369
SG	E0HZ 3A674-A	7833920	T	E2HZ 3B676-A	903 05-46166	E	B8TZ 3A696-A	ER 10995 1

1980/ FORD TRUCK PARTS

FORD TO MANUFACTURERS' PART NUMBERS

C O D E	FORD PART NUMBER	VENDOR PART NUMBER	C O D E	FORD PART NUMBER	VENDOR PART NUMBER	C O D E	FORD PART NUMBER	VENDOR PART NUMBER	
E	B8TZ	3A696-B	ER	10994	1	E	B8TZ	3A699-B	ER 20709
E	B8TZ	3A696-C	ER	10996	1	E	B8TZ	3A699-C	ER 20717
E	B8TZ	3A696-D	ER	12018	1	E	C7TZ	3A699-A	927208
E	B8TZ	3A696-E	ER	10997	1	E			ER 92720
E	B9TZ	3A696-A	ER	12142	1	E	D0HZ	3A699-A	ER 22888
E	C3TZ	3A696-B	ER	12571	1	E	D0HZ	3A699-B	ER 22887
E	C3TZ	3A696-C	ER	12569	1	E	B8TZ	3A700-A	ER 92038
E	B4TZ	3A697-A	ER	20136		E	B8TZ	3A700-B	ER 92039
E	B6TZ	3A697-A	ER	20721		E	B9TZ	3A700-A	ER 92130
E	B8TZ	3A697-A	ER	20702		E	C1SS	3A700-A	ER 92519
E	B8TZ	3A697-B	ER	20670		E	C1TT	3A700-A	ER 92723
E	C1TZ	3A697-A	ER	21239		E	C1TT	3A700-B	ER 92708
E	C1TZ	3A697-B	ER	21241		E	C4TZ	3A700-A	ER 93346
E	C2TZ	3A697-A	ER	21349		SG	C5AZ	3B700-A	7817725
E	C3TZ	3A697-A	ER	21521	2	SG	D9UZ	3B700-A	7832731
E	C4TZ	3A697-B	ER	21650		S	D6TZ	3A706-A	31026 2
E	C5TZ	3A697-A	ER	22288		S	D6TZ	3A706-B	31026 3
E	C6TZ	3A697-A	ER	22401	2	S	D7TZ	3A706-A	620143 C
E	C7TZ	3A697-A	ER	22443		S	E0TZ	3A706-A	31026 1
E	C7TZ	3A697-B	ER	22449		S	E5TZ	3A706-A	620143 3
E	C7TZ	3A697-C	ER	22459		SG	C5AZ	3707-B	5690698
E			ER	22349		RG	C7TZ	3707-A	G 127708
E	C7TZ	3A697-D	ER	21226	2	SG	D5UZ	3707-A	5676217
E	D0HZ	3A697-A	ERS	24150		SG	E1UC	3A710-AA	7837521
E	D0HZ	3A697-B	ERS	24109		S	E1HZ	3B710-A	XC 1112 1
E	D0HZ	3A697-C	ERS	24110		E	B9MY	3A711-A	ERS 20698 P
E	D0HZ	3A697-D	ERS	24111		E	C7TZ	3A711-A	ERS 22037
E	D0HZ	3A697-F	ERS	24019		E			ER 22037
E	D0HZ	3A697-G	ERS	24288		E	C7TZ	3A711-B	ERS 22544
E			ERS	24228	PL	E	D0HZ	3A711-A	ER 27306 PL
E	D0HZ	3A697-H	ERS	24179		E	D0HZ	3A711-B	ERS 27308 PL
E			ERS	34179		SG	D2VY	3A711-A	7833769
E	D2HZ	3A697-A	ER	24370	S	E	D6HZ	3A711-A	ERS 24687
SG	D2VY	3A697-A		7813638		E	D6HZ	3A711-B	ERS 24686
E	D4HZ	3A697-B	ERS	24858	2	E	D8HZ	3A711-A	ERS 27307 PL
E	D5HZ	3A697-B	ERS	24946	1	E	D8HZ	3A711-B	ERS 27308 PL
E	D5HZ	3A697-D	ERS	27033	PL	E	D9HZ	3A711-A	ERS 20698 PL
E	D6HZ	3A697-A	ERS	24454	PL	E	D9HZ	3A711-B	ERS 27182 PL
E	D6HZ	3A697-B	ERS	24948	PL	E	D9HZ	3A711-C	ERS 27183 PL
E	D6HZ	3A697-C	ERS	24934	PL	E	E3HZ	3A711-A	ERS 27998
E	D6HZ	3A697-D	ERS	24940	PL	E	E5HZ	3A711-A	ERS 28310
E	D6HZ	3A697-E	ER	27318		E	E7HZ	3A711-A	ERS 28311
SG	D7AZ	3A697-A		7827914		E	E7HZ	3A711-B	ERS 28764
SG	D7AZ	3A697-B		7827917		E	E8HZ	3A711-A	ERS 28400
SG	D7AZ	3A697-C		7827916		F	USE	A3711	A 3710
SG	D7UZ	3A697-A		7827915		S	E1HZ	3E714-A	990485
SG	D7UZ	3A697-B		7828932		RG	E0HZ	3F719-A	401394
E	D8HZ	3A697-A	ERS	27215	PL	RG	D6HZ	3C721-A	028436
E	D8HZ	3A697-B	ERS	27280	PL	SG	C5AZ	3D728-A	5687624
E	D8HZ	3A697-C	ERS	27337	PL	SG	E0UZ	3D728-A	7834284
E	D8HZ	3A697-D	ERS	27344	PL	BW	E6HZ	3D728-A	104643
SG	D9BZ	3A697-A		7834074		RG	C7TZ	3A729-A	HF 546001 1
E	D9HZ	3A697-B	ERS	27348	PL	RG	D0HZ	3A729-B	HF 646001 A4
E	D9HZ	3A697-C	ERS	27310	PL	SG	C5AZ	3D729-B	7826844
E	D9HZ	3A697-D	ER	27424		SG	D9UZ	3D729-A	7832729
SG	E0HZ	3A697-A		7828000		RG	C7TZ	3A730-A	V 220003
E	E0HZ	3A697-B	ER	27768		RG	D0HZ	3A730-A	V 220009
E	E0HZ	3A697-C	ER	27645	S	RG	D0HZ	3A730-B	V 220011
E	E0HZ	3A697-D	ER	21873					
E	E1HZ	3A697-A	ER	27700					
E	E1HZ	3A697-B	ER	27745					
E	E1HZ	3A697-C	ERS	24936	PL				
E	E1HZ	3A697-D	ER	27788					
E	E1HZ	3A697-E	ERS	27760	05S				
E	E1HZ	3A697-F	ERS	27760	01S				
E	E1HZ	3A697-G	ERS	27760	02S				
E	E1HZ	3A697-H	ERS	27760	04S				
E	E1HZ	3A697-J	ERS	27761	01S				
E	E1HZ	3A697-K	ERS	27761	02S				
E	E1HZ	3A697-L	ERS	27761	04S				
E	E3HZ	3A697-A	ERS	27839					
E	E3HZ	3A697-B	ERS	27760	10S				
SG	E3UZ	3A697-A		7844302					
SG	E4HZ	3A697-A		7844347					
E	E4HZ	3A697-B	ER	28158	S				
E	E4HZ	3A697-C	ER	28126					
E	E4HZ	3A697-D	ER	28087					
E			ER	28087					
E	E4HZ	3A697-E	ERS	27761	06S				
E	E5HZ	3A697-A	ERS	28280					
E	E5HZ	3A697-B	ERS	27760	21S				
E	E5HZ	3A697-C	ER	28281					
RG	E3HZ	3F697-A	HF	647014	S1				
BW	E6HZ	3F697-A		104620					
BW	E8HZ	3F697-A		254021					
BW	E9HZ	3F697-A		254049					
BW	E9TZ	3F697-A		254033					
E	B8TZ	3A698-C	ER	21227					
E			ER	20685					
E	C0TZ	3A698-A	ER	22175					
E	C3TZ	3A698-A	ER	22176					
E	C7TZ	3A698-A	ER	22342					
E	C7TZ	3A698-B	ER	22529					
E	C7TZ	3A698-C	ER	22530					
E	C8HZ	3A698-A	ER	22616					
E	D6HZ	3A698-A	ER	21240					
E	D6HZ	3A698-B	ER	27076					
E	D8HZ	3A698-C	ER	24498					
E	D9HZ	3A698-A	ER	24354					
E	E0HZ	3A698-A	ER	24357					
E	E3HZ	3A698-A	ERS	27906					
E	E3HZ	3A698-B	ERS	27935					
E	E3HZ	3A698-C	ERS	27936					
E	E4HZ	3A698-A	ERS	28064					
E	E5HZ	3A698-A	ERS	28339					
E	E5HZ	3A698-B	ERS	28341					
E	E5HZ	3A698-C	ERS	28340					
E	E5HZ	3A698-D	ERS	28309					
E	E7HZ	3A698-A	ERS	28375					
E	E7HZ	3A698-B	ERS	28376					
E	E7HZ	3A698-C	ERS	28453					
E	E7HZ	3A698-D	ERS	28763					
E	E7HZ	3A698-E	ERS	28762					
E	E8HZ	3A698-A	ERS	28398					
E	E8HZ	3A698-B	ERS	28480					
E	B8TZ	3A699-A		2008		RG	D0HZ	3A730-B	V 220011

**1980/
FORD TRUCK PARTS**

FORD TO MANUFACTURERS' PART NUMBERS

C O D E	FORD PART NUMBER	VENDOR PART NUMBER	C O D E	FORD PART NUMBER	VENDOR PART NUMBER	C O D E	FORD PART NUMBER	VENDOR PART NUMBER	
RG	D0HZ	3A730-C	V	220007		SG	C5AZ	3D734-B	7811276
RG	D0HZ	3A730-D	V	220008		RG	C7TZ	3738-A	032384 A1
RG	D6HZ	3A730-A	HFB	526000 A1		RG	C7TZ	3738-B	402374 A1
RG	D8HZ	3A730-A	HFB	646006 A1		RG	C7TZ	3738-C	032387
RG	E0HZ	3A730-A	HFB	526010 A1		RG	D0HZ	3738-B	402285 A1
RG	E2HZ	3A730-A	HFB	646020 A1		RG	D0HZ	3738-C	032355 A1
RG	E2HZ	3A730-B	HFB	646019 A1		SG	D5UZ	3738-A	7802160
RG	E4HZ	3A730-A	HFB	526013 A1		RG	D6HZ	3738-A	032581
SG	C5AZ	3D730-C		7826850		RG	D7HZ	3738-A	032575 A1
SG	C5AZ	3D731-A		5687182		RG	D7HZ	3738-B	032575 A2
E	C3TZ	3A732-B	ER	92984		RG	D8HZ	3738-A	402368 A1
E	C4TZ	3A732-A	ER	94188		RG	D8HZ	3738-B	032634 A1
E	C4TZ	3A732-B	ER	93354		RG	D8HZ	3738-C	032635 A1
E	C7TZ	3A732-A	ER	93661		RG	D8HZ	3738-D	032591
E	C7TZ	3A732-D	ER	93542		RG	E0HZ	3738-A	402802 A2
E	D0HZ	3A732-A	ER	97053		RG	E3HZ	3738-A	032788 A1
E	D0HZ	3A732-B	ER	97113		RG	E3HZ	3738-B	032789 A1
E	D0HZ	3A732-C	ER	97124		RG	E3HZ	3738-C	032791 A1
E	D0HZ	3A732-D	ER	97143		RG	E9HZ	3738-A	478045
E	D0HZ	3A732-E	ER	97184		SG	D1ZZ	3A745-A	7806688
E	D2HZ	3A732-A	ER	97476		SG	D3TZ	3A745-A	5689010
E	D6HZ	3A732-A	ER	99022		SG	D5UZ	3A745-A	5686815
E	D7HZ	3A732-A	ER	99217		SG	D6UZ	3A746-A	7817485
E	D9HZ	3A732-A	ER	27426		RG	E3HZ	3K748-A	HFB 647009 A1
E	D9HZ	3A732-B	ER	27520		RG	E3HZ	3K748-B	HF 547002 X1
E			ER	27425		RG	E3HZ	3K748-C	HFB 527008 J1
E	D9HZ	3A732-C	ER	27521		RG	E3HZ	3K748-D	HFB 527000 J2
E	E0HZ	3A732-E	ER	99557		RG	E3HZ	3K748-E	HFB 647008 J1
E	E1HZ	3A732-A	ER	99473		RG	C7TZ	3754-A	032344
E	E1HZ	3A732-B	ER	99556		RG	D6HZ	3754-A	032576
E	E1HZ	3A732-D	ER	27763		RG	D8HZ	3754-A	032586
E	E1HZ	3A732-E	ER	27762		RG	E9HZ	3754-A	032200 151
E	E1HZ	3A732-F	ER	99558		E	B4AZ	3B754-A	ER 91056
E	E3HZ	3A732-A	ER	99625		SG	C6TZ	3C760-A	5675625
E	E3HZ	3A732-B	ER	27840		E	D0HZ	3E762-B	ER 42231
E	E3HZ	3A732-C	ER	99653		SG	D9UZ	3A764-A	7817487
E	E3HZ	3A732-D	ER	99217		RG	C8TZ	3C765-A	3064
E	E3HZ	3A732-E	ER	99626		S	E1HZ	3C765-A	500408 8
E	E3HZ	3A732-G	ER	99600		RG	D0HZ	3D770-B	028409
E	E6HZ	3A732-A	ER	99729		RG	C7TZ	3D771-A	401320
SG	C5AZ	3D732-A		5685355		SG	E1UZ	3C772-A	7839366
E	C7TZ	3A733-A	ER	93541		RG	C7TZ	3D774-A	032385
E	C7TZ	3A733-B	ER	93669		SG	D7UZ	3783-A	7826540
E	C7TZ	3A733-D	ER	93741		SG	D8UZ	3783-A	7831253
E	C7TZ	3A733-E	ER	93742		SG	D9UZ	3783-A	7832589
E	C7TZ	3A733-F	ER	93744		SG	C5AZ	3805-B	7817487
E	D0HZ	3A733-A	ER	97528		SG	D6TZ	3805-A	7817487
E			ER	97107		SG	D3OZ	3812-A	7817345
E	D6HZ	3A733-A	ER	99016		SG	D3TZ	3812-A	7811006
E	D6HZ	3A733-B	ER	99017		SG	D5UZ	3812-A	7817664
E	D9HZ	3A733-A	ER	99313		T	C3TZ	3814-A	L6NYR16-36
E	E1HZ	3A733-A	ER	99474		T	C4TZ	3814-A	L6NYS14-17
E	E3HZ	3A733-A	ERS	27999		T	C5TZ	3814-A	L6NYS14-17
E	E3HZ	3A733-B	ERS	28009		T	C5TZ	3814-B	L6N171-1
E	E5HZ	3A733-A	ERS	28307		T	C6TZ	3814-A	L6NYS12-19
E	E6HZ	3A733-B	ER	99618		T	C6TZ	3814-B	L6NYS16-64
SG	C5AZ	3D733-A		5687183		T	C6TZ	3814-C	L6NYS12-27
SG	D9UZ	3D733-A		7832730		T	C8HZ	3814-A	CVSYS14-1
						T	C8HZ	3814-B	CVS 170
						T	D0HZ	3814-A	L6NYS14-81
						T	D0HZ	3814-B	L6NYS12-39
						T	E0HZ	3814-A	L6NYS13-31
						T	E1HZ	3814-A	903 01-46165
						T	C3TZ	3815-A	CPLS6S-10
						T	C5TZ	3815-A	CPL6S-14
						T	C6TZ	3815-A	CPL6S-9
						T	C6TZ	3815-B	CPL6S-22
						T	C7TZ	3815-A	CPL6S-24
						T	C8HZ	3815-A	CPCVS
						T	E2HZ	3815-A	CPL 6 R-30
						E	C8TZ	3836-A	ER 22571
						E	C8TZ	3836-B	ER 22611
						E	C9TZ	3836-A	ER 22739
						S	E3TZ	3880-A	706892 X
						T	C2TA	4A002-A	1244-S-617 X
						T	C3TA	4A002-C	1244-P-614
						T	C3TA	4A002-D	1244-T-618
						T	C3TA	4A002-E	1244-U-619
						T	C3TA	4A002-F	1244-N-612
						T	C3TZ	4A002-A	1244-E-863 X
						H	E4HZ	4A002-A	47457
						T	D7HZ	4K003-A	3305-U-21
						T	D7HZ	4K003-B	A1 3305-H8 S
						T	D7HZ	4K003-C	3305-R-18 S
						S	E0TZ	4006-A	73206 1X
						S	E0TZ	4006-B	73206 2X
						S	E1TZ	4006-A	73206 4X
						S	E1TZ	4006-B	73206 3X
						S	E1TZ	4006-C	72662 6X
						S	E1UZ	4006-A	73207 1X
						S	E1UZ	4006-B	72643 7X
						S	E1UZ	4006-C	72643 8X
						S	E1UZ	4006-D	72643 6X
						S	E1UZ	4006-E	72643 4X
						S	E1UZ	4006-F	72664 4X
						S	E1UZ	4006-G	72632 1X
						S	E1UZ	4006-H	72632 2X
						S	E1UZ	4006-J	72632 3X
						S	E1UZ	4006-K	72632 4X
						S	E1UZ	4006-L	72632 5X
						S	E1UZ	4006-M	72632 6X
						S	E1UZ	4006-N	72632 7X
						S	E1UZ	4006-P	73207 2X
						S	E2UZ	4006-A	72630 3X
						S	E2UZ	4006-B	72664 7X
						S	E2UZ	4006-C	72630 8X
						S	E3TZ	4006-A	72658 6X
						S	E3TZ	4006-B	72655 2X
						S	E3TZ	4006-C	72659 2X
						S	E4TZ	4006-A	72654 4X
						S	E4TZ	4006-B	72654 6X
						S	E4TZ	4006-C	72654 3X
						S	E4TZ	4006-D	72654 2X
						S	E4TZ	4006-E	72654 1X
						S	E4TZ	4006-F	72654 5X
						S	E4TZ	4006-G	72658 2X

**1980/
FORD TRUCK PARTS**

FORD TO MANUFACTURERS' PART NUMBERS

C O D E	FORD PART NUMBER	VENDOR PART NUMBER	C O D E	FORD PART NUMBER	VENDOR PART NUMBER	C O D E	FORD PART NUMBER	VENDOR PART NUMBER		
S	E4TZ	4006-H	72657	4X	S	E9TZ	4006-E	73892	2X	
S	E4UZ	4006-A	72630	2X	S	E9TZ	4006-F	73959	1X	
S	E5TZ	4006-A	72663	3X	S	E9UZ	4006-A	73767	1X	
S	E5TZ	4006-AA	72662	1X	S	E9UZ	4006-B	73767	2X	
S	E5TZ	4006-AB	72662	2X	S	E9UZ	4006-C	73767	3X	
S	E5TZ	4006-AC	72662	3X	S	E9UZ	4006-D	73766	1X	
S	E5TZ	4006-AD	72662	4X	S	E9UZ	4006-E	73766	2X	
S	E5TZ	4006-B	72663	2X	S	E9UZ	4006-F	73766	3X	
S	E5TZ	4006-C	72663	1X	S	E9UZ	4006-G	73765	1X	
S	E5TZ	4006-D	72663	4X	S	E9UZ	4006-H	73765	2X	
S	E5TZ	4006-E	72663	5X	S	E9UZ	4006-J	73765	3X	
S	E5TZ	4006-F	72657	1X	S	E0HZ	4A007-A	GGAHS100		
S	E5TZ	4006-G	72657	2X	S	E0HZ	4A007-B	MJAHS100		
S	E5TZ	4006-H	72657	3X	E	1T	4010-A	37154		
S	E5TZ	4006-J	72657	5X	E			29644		
S	E5TZ	4006-K	72657	6X	T	7EQ	4010	A3 3200-Y-389		
S	E5TZ	4006-L	72660	3X	T	7RT	4010-B	A16 3200-X-440		
S	E5TZ	4006-M	72660	4X	T	8D	4010	B48 3200-Z-286		
S	E5TZ	4006-N	72659	4X	T	8TH	4010	A 3200-Q-459		
S	E5TZ	4006-P	72660	1X	T	8Y	4010	A44 3200-Z-286		
S	E5TZ	4006-R	72660	2X	S	B5D	4010-A	20408	X	
S	E5TZ	4006-S	72659	1X	S			20372	X	
S	E5TZ	4006-T	72656	7X	T	B5T	4010-A	A25 3201-U-1373		
S	E5TZ	4006-V	72656	1X	E	B6QH	4010-A	42505		
S	E5TZ	4006-W	72659	3X	E	B6QH	4010-B	43173		
S	E5TZ	4006-X	72655	1X	T	B6T	4010-A	A41 3201-U-1375		
S	E5TZ	4006-Y	72655	3X	T			A41 3201-U-1373		
S	E5TZ	4006-Z	72655	4X	T	B6T	4010-B	A11 3201-T-1762		
S	E5UZ	4006-A	72664	1X	T			A8 3201-T-1502		
S	E5UZ	4006-B	72664	2X	T			A14 3201-T-1502		
S	E5UZ	4006-C	72664	5X	T	B6T	4010-C	A2 3201-L-1598		
S	E5UZ	4006-D	72664	6X	E	B6T	4010-E	42603		
S	E5UZ	4006-E	72664	3X	E	B7QH	4010-A	43491		
S	E5UZ	4006-F	72643	1X	T	B8QH	4010-B	A1 3201-Z-1482		
S	E5UZ	4006-G	72643	2X	E	B8QH	4010-C	45523		
S	E5UZ	4006-H	72643	5X	E			47440		
S	E5UZ	4006-J	72643	3X	E	B8QH	4010-D	42822		
S	E5UZ	4006-K	72630	1X	T	B8TZ	4010-A	A1 3201-K-2949		
S	E5UZ	4006-L	72630	4X	E	B9T	4010-A	50737		
S	E5UZ	4006-M	72630	5X	E	B9TT	4010-A	50937		
S	E69Z	4006-A	73288	1X	E	C0TT	4010-A	50942		
S	E79Z	4006-A	73288	3X	E			34818		
S	E7UZ	4006-A	73115	2X	E	C0TT	4010-C	52313		
S	E7UZ	4006-B	73115	3X	T	C0TT	4010-D	A2 3201-K-1519	E	
S	E7UZ	4006-C	73115	5X	T			A2 3201-K-1519		
S	E7UZ	4006-D	73116	1X	E	C0TT	4010-F	37284		
S	E7UZ	4006-E	73116	2X	E	C0TT	4010-G	39999		
S	E7UZ	4006-F	73116	3X	E	C0TT	4010-H	45022		
S	E8TZ	4006-A	73235	1X	T	C1TT	4010-A	A29 3201-W-1479		
S	E8TZ	4006-B	73235	2X	S	C1TT	4010-AA	22577	X	
S	E8UZ	4006-A	73614	1X	E	C1TT	4010-AC	54627		
S	E8UZ	4006-B	73614	2X	E	C1TT	4010-AD	40205		
S	E8UZ	4006-C	73614	4X	E			54629		
S	E99Z	4006-A	73912	1X	T	C1TT	4010-B	A4 3201-Y-2027		
S	E9TZ	4006-A	73438	2X	S	C1TT	4010-C	22197	X	
S	E9TZ	4006-B	73438	1X	E	C1TT	4010-D	52292		
S	E9TZ	4006-C	73832	1X	E			55537		
S	E9TZ	4006-D	73892	1X	E	C1TT	4010-E	52293		
E	C1TT	4010-F			E	C1TT	4010-F		51497	
S	C1TT	4010-H			S	C1TT	4010-H		21997	X
E	C1TT	4010-J			E	C1TT	4010-J		53312	
E					E				53697	
T	C1TT	4010-K			T	C1TT	4010-K		A4 3201-F-2086	
E	C1TT	4010-L			E	C1TT	4010-L		53387	
T	C1TT	4010-N			T	C1TT	4010-N		A8 3201-H-2036	
T	C1TT	4010-R			T	C1TT	4010-R		A37 3201-W-1479	
E	C1TT	4010-S			E	C1TT	4010-S		52534	
T	C1TT	4010-T			T	C1TT	4010-T		A34 3201-W-1479	
E	C1TT	4010-U			E	C1TT	4010-U		54246	
E	C1TT	4010-V			E	C1TT	4010-V		51681	
E	C1TT	4010-Y			E	C1TT	4010-Y		54300	
E					E				54277	
S	C1TT	4010-Z			S	C1TT	4010-Z		22575	X
S	C1TZ	4010-H			S	C1TZ	4010-H		22379	X
S					S				23615	X
E	C1TZ	4010-J			E	C1TZ	4010-J		65380	
E					E				65342	
E	C2TZ	4010-A			E	C2TZ	4010-A		55414	
E	C2TZ	4010-AA			E	C2TZ	4010-AA		65381	
E					E				65343	
E	C2TZ	4010-AB			E	C2TZ	4010-AB		65382	
E	C2TZ	4010-AC			E	C2TZ	4010-AC		64814	
T	C2TZ	4010-B			T	C2TZ	4010-B		A43 3201-W-1479	X
E	C2TZ	4010-BB			E	C2TZ	4010-BB		65344	
T	C2TZ	4010-C			T	C2TZ	4010-C		A11 3201-H-2036	X
E	C2TZ	4010-D			E	C2TZ	4010-D		55687	
E	C2TZ	4010-E			E	C2TZ	4010-E		55686	
E	C2TZ	4010-F			E	C2TZ	4010-F		56083	
E	C2TZ	4010-G			E	C2TZ	4010-G		56084	
T	C2TZ	4010-H			T	C2TZ	4010-H		A16 3201-F-2086	
T	C2TZ	4010-J			T	C2TZ	4010-J		A16 3201-Y-2027	
T	C2TZ	4010-K			T	C2TZ	4010-K		A55 3201-N-1479	
E	C2TZ	4010-N			E	C2TZ	4010-N		56714	
E					E				58233	
E	C2TZ	4010-R			E	C2TZ	4010-R		56711	
E	C2TZ	4010-T			E	C2TZ	4010-T		56716	
E	C2TZ	4010-U			E	C2TZ	4010-U		56715	
E					E				58278	
E	C2TZ	4010-V			E	C2TZ	4010-V		56717	
E					E				58262	
E	C2TZ	4010-W			E	C2TZ	4010-W		56718	
E					E				58263	
E	C2TZ	4010-Z			E	C2TZ	4010-Z		56722	
T	C3TZ	4010-A			T	C3TZ	4010-A		A4 3201-U-2557	X
T					T				A4 3201-U-2257	X
E	C3TZ	4010-AA			E	C3TZ	4010-AA		56716	
E					E				58279	
T	C3TZ	4010-AB			T	C3TZ	4010-AB		A24 3201-P-2460	
T	C3TZ	4010-AC			T	C3TZ	4010-AC		A12 3201-D-2474	
E	C3TZ	4010-AD			E	C3TZ	4010-AD		56547	
E					E				63111	
E	C3TZ	4010-AE			E	C3TZ	4010-AE		61871	
E					E				61814	
E	C3TZ	4010-AF			E	C3TZ	4010-AF		61875	
E					E				61816	
E	C3TZ	4010-AG			E	C3TZ	4010-AG		61879	

1980/
FORD TRUCK PARTS

FORD TO MANUFACTURERS' PART NUMBERS

C O D E	FORD PART NUMBER	VENDOR PART NUMBER	C O D E	FORD PART NUMBER	VENDOR PART NUMBER	C O D E	FORD PART NUMBER	VENDOR PART NUMBER
E		61818	T		A4 3201-L-2820	E	C8TZ 4010-M	64825
E	C3TZ 4010-AH	58313	E	C5TZ 4010-L	64823	E		77746
E	C3TZ 4010-AJ	58173	E		64822	E	C8TZ 4010-N	78040
E		58169	E	C5TZ 4010-M	64817	E		68848
T	C3TZ 4010-B	A27 3201-H-1880	E		64816	T	C8TZ 4010-R	A4 3201-R-3632
T	C3TZ 4010-C	A4 3201-D-2474	T	C5TZ 4010-N	A4 3201-U-2829	E	C8TZ 4010-S	64844
T	C3TZ 4010-D	A8 3201-D-2474	T	C5TZ 4010-P	A4 3201-T-2828	E		77940
T	C3TZ 4010-E	A10 3201-P-2460	T	C5TZ 4010-R	A3 3201-F-2840	E	C8TZ 4010-T	64845
T	C3TZ 4010-F	A7 3201-P-2460	T	C5TZ 4010-S	A3 3201-N-2848	E		76995
T	C3TZ 4010-G	A14 3201-P-2460	T	C5TZ 4010-T	C2 3201-S-3789	E	C8TZ 4010-U	76927
T	C3TZ 4010-H	A3 3201-P-2640	T		A4 3201-L-2846	E		76874
T	C3TZ 4010-J	A4 3201-Y-2469	T	C5TZ 4010-U	A8 3201-L-2846	E	C8TZ 4010-Z	76928
T	C3TZ 4010-K	A4 3201-Z-2470	T	C5TZ 4010-V	A7 3201-F-2840	E		76875
E	C3TZ 4010-L	58662	T	C5TZ 4010-W	C5 3201-Q-4099	S	C8UZ 4010-C	26082 X
E	C3TZ 4010-M	58666	T		A10 3201-F-2840	S	C8UZ 4010-D	26525 X
E	C3TZ 4010-N	58670	T	C5TZ 4010-Y	A14 3201-F-2840	S	C9TZ 4010-A	26657 X
T	C3TZ 4010-P	A13 3201-G-2035	E	C6TZ 4010-C	64775	S	C9TZ 4010-B	26633 X
T	C3TZ 4010-R	A57 3201-A-1587	E		68208	S	C9TZ 4010-C	26618 X
E	C3TZ 4010-S	53391	E	C6TZ 4010-D	64778	S	C9TZ 4010-D	26632 X
T	C3TZ 4010-T	A7 3201-F-2346	E		68207	S	C9TZ 4010-E	26694 X
T	C3TZ 4010-U	A19 3201-Z-1872	E	C6TZ 4010-E	64842	S	C9TZ 4010-F	26697 X
E	C4TZ 4010-A	60556	E		67825	S	C9TZ 4010-G	26698 X
E	C4TZ 4010-B	60558	S	C6TZ 4010-H	24795 X	S	C9TZ 4010-H	26695 X
E	C4TZ 4010-C	57387	S		24759 X	S	C9UZ 4010-A	26696 X
E		62843	E	C6TZ 4010-J	69264	E	DOHZ 4010-A	79419
E		62834	E		69262	E	DOHZ 4010-B	79421
S	C4TZ 4010-D	23608 X	E	C6TZ 4010-K	69268	E	DOHZ 4010-C	68478
S	C4TZ 4010-E	23614 X	E		69266	T	DOHZ 4010-D	C8 3201-Q-4099
E	C4TZ 4010-F	64815	E	C6TZ 4010-L	69270	T	DOHZ 4010-E	C19 3201-S-3789
E		64878	E		69269	E	DOHZ 4010-F	79127
E	C5TZ 4010-A	64830	S	C6TZ 4010-M	24742 X	S	DOTZ 4010-E	27062 X
E		64890	S	C6TZ 4010-N	24767 X	S	DOTZ 4010-F	27061 X
S	C5TZ 4010-AC	23782 X	S	C6TZ 4010-P	24823 X	S	DOTZ 4010-G	27060 X
S	C5TZ 4010-AD	23742 X	S	C6TZ 4010-R	24831 X	E	D2HZ 4010-A	86403
S	C5TZ 4010-AE	23781 X	S	C7TZ 4010-A	25409 X	T	D2HZ 4010-B	C44 3201-Q-4099
S	C5TZ 4010-AF	23745 X	S	C7TZ 4010-B	25554 X	T	D2HZ 4010-C	C45 3201-S-3789
S	C5TZ 4010-AG	23783 X	S	C7TZ 4010-C	25566 X	E	D2HZ 4010-D	84974
S	C5TZ 4010-AH	23806 X	S	C7TZ 4010-D	25534 X	E	D2HZ 4010-E	85192
S		24857 X	S	C7TZ 4010-E	25618 X	E		84671
T	C5TZ 4010-AJ	A3 3201-Y-3041	S	C7TZ 4010-F	25559 X	E	D2HZ 4010-F	82423
S	C5TZ 4010-AK	23964 X	T	C7TZ 4010-G	A4 3201-B-3408	T	D3HZ 4010-A	C52 3201-S-3763
T	C5TZ 4010-AN	A29 3201-F-2840	S	C7TZ 4010-H	25913 X	E	D3HZ 4010-B	88671
E	C5TZ 4010-B	64833	S	C7TZ 4010-J	25912 X	E	D3HZ 4010-C	88662
E		64875	T	C8TZ 4010-AA	C1 3201-W-2845	E	D3HZ 4010-D	88656
E	C5TZ 4010-C	64839	S	C8TZ 4010-B	26016 X	E	D3HZ 4010-E	88654
E		64873	S	C8TZ 4010-C	25988 X	E	D3HZ 4010-F	88668
E	C5TZ 4010-D	64255	S	C8TZ 4010-D	25985 X	T	D3HZ 4010-G	A39 3201-U-1373
E	C5TZ 4010-E	64832	T	C8TZ 4010-E	A3M 601	T	D3HZ 4010-J	C33 3201-R-5530
E		64867	T		A3 3200-M-3601	T		C2 3201-R-5530
E	C5TZ 4010-F	64819	E	C8TZ 4010-F	77793	T	D3HZ 4010-K	C5 3201-R-5530
E		64818	E	C8TZ 4010-G	77774	T		C34 3201-R-5530
E	C5TZ 4010-G	64821	E		77191	E	D3HZ 4010-L	109146
E		64820	E	C8TZ 4010-H	64851	E	D3HZ 4010-M	120250
E	C5TZ 4010-H	64837	E		78093	S	D3TZ 4010-A	28084 X
E		64869	T	C8TZ 4010-J	A3 3201-L-3600	S	D3TZ 4010-B	28090 X
E	C5TZ 4010-J	64863	E	C8TZ 4010-K	76902	S	D3TZ 4010-C	28111 X
E		64836	E	C8TZ 4010-L	64774	S	D3TZ 4010-D	28106 X
T	C5TZ 4010-K	C2 3201-Z-3761	E		77745	S	D3TZ 4010-E	28095 X

1980/ FORD TRUCK PARTS

CROSS REFERENCE LIST 217

FORD TO MANUFACTURERS' PART NUMBERS

C O D E	FORD PART NUMBER	VENDOR PART NUMBER	C O D E	FORD PART NUMBER	VENDOR PART NUMBER	C O D E	FORD PART NUMBER	VENDOR PART NUMBER
S	D3TZ	4010-H	E	D7HZ	4010-AD	S	D9UZ	4010-A
S		72929 X	E	D7HZ	4010-B	S	D9UZ	4010-B
S	D3TZ	4010-J	E	D7HZ	4010-C	S	D9UZ	4010-C
S	D3TZ	4010-K	E	D7HZ	4010-D	S	D9UZ	4010-D
E	D3TZ	4010-L	E	D7HZ	4010-E	S	E0HZ	4010-A
T	D3TZ	4010-M	E	D7HZ	4010-F	S	E0HZ	4010-B
E		A2 3201-W-5431	E	D7HZ	4010-G	E	E0HZ	4010-C
T		C 3201-V-5430	E	D7HZ	4010-H	T	E0HZ	4010-D
E	D3TZ	4010-R	E	D7HZ	4010-I	E	E0HZ	4010-E
T	D3TZ	4010-S	E	D7HZ	4010-J	T	E0HZ	4010-F
T	D3TZ	4010-T	E	D7HZ	4010-K	E	E0HZ	4010-G
T	D3TZ	4010-V	T	D7HZ	4010-L	S	E0TZ	4010-A
S	D3TZ	4010-W	T	D7HZ	4010-M	S	E0TZ	4010-B
S	D3UZ	4010-A	T	D7HZ	4010-N	S	E0TZ	4010-C
T	D4HZ	4010-A	T	D7HZ	4010-P	S	E0TZ	4010-D
T		C35 3201-R-5530	T	D7HZ	4010-R	S	E0TZ	4010-E
S		C10 3201-R-5530	T	D7HZ	4010-S	S	E0TZ	4010-F
S	D4TZ	4010-D	T	D7HZ	4010-S	S	E0TZ	4010-E
S	D4UZ	4010-C	T	D7HZ	4010-T	S	E0TZ	4010-F
E	D5HZ	4010-AA	T	D7HZ	4010-V	E	E1HZ	4010-A
T	D5HZ	4010-AB	T	D7HZ	4010-W	S	E1TZ	4010-A
T	D5HZ	4010-AC	E	D7HZ	4010-X	S	E1UZ	4010-A
T	D5HZ	4010-AD	E	D7HZ	4010-Y	S	E1UZ	4010-B
T	D5HZ	4010-D	E	D7HZ	4010-Z	S	E1UZ	4010-C
E	D5HZ	4010-E	S	D7TZ	4010-A	S	E1UZ	4010-D
E	D5HZ	4010-F	S	D7TZ	4010-B	S	E1UZ	4010-E
E	D5HZ	4010-G	S	D7TZ	4010-C	T	E2HZ	4010-A
E	D5HZ	4010-H	E	D8HZ	4010-A	T	E2HZ	4010-B
E	D5HZ	4010-J	E	D8HZ	4010-B	T	E2HZ	4010-C
E	D5HZ	4010-K	E	D8HZ	4010-C	T	E2HZ	4010-D
E	D5HZ	4010-L	E	D8HZ	4010-D	T	E2HZ	4010-E
T	D5HZ	4010-M	T	D8HZ	4010-E	T	E2HZ	4010-F
T	D5HZ	4010-N	T	D8HZ	4010-F	T	E2HZ	4010-G
T	D5HZ	4010-R	T	D8HZ	4010-G	T	E2HZ	4010-H
T	D5HZ	4010-S	T	D8HZ	4010-H	T	E2HZ	4010-J
T	D5HZ	4010-T	T	D8HZ	4010-I	S	E2UZ	4010-A
E	D5HZ	4010-V	T	D8HZ	4010-K	S	E2UZ	4010-B
E	D5HZ	4010-W	E	D8HZ	4010-L	S	E2UZ	4010-C
E	D5HZ	4010-X	E	D8HZ	4010-M	S	E3HZ	4010-A
E	D5HZ	4010-Y	T	D8HZ	4010-N	E	E3HZ	4010-B
E		109928	T	D8HZ	4010-P	E	E3HZ	4010-C
E	D5HZ	4010-Z	T	D8HZ	4010-R	E	E3HZ	4010-D
T	D5TZ	4010-A	T	D8HZ	4010-S	E	E3HZ	4010-E
T		C 3121-E-239 S	T	D8HZ	4010-T	E	E3HZ	4010-F
T		C 3121-Y-233 S	T	D8HZ	4010-V	E	E3HZ	4010-G
T		C 3201-Y-4809	T	D8HZ	4010-W	T	E3HZ	4010-H
T		C 3201-U-5637	E	D8HZ	4010-X	T	E3HZ	4010-I
T	D5TZ	4010-B	E	D8HZ	4010-Y	T	E3HZ	4010-K
S	D5UZ	4010-B	E	D8HZ	4010-Z	T	E3HZ	4010-L
S	D5UZ	4010-C	S	D8TZ	4010-B	T	E3HZ	4010-M
S	D5UZ	4010-D	S	D8TZ	4010-C	T	E3HZ	4010-N
E	D6HZ	4010-A	S	D8TZ	4010-D	T	E3HZ	4010-O
S	D6TZ	4010-B	S	D8TZ	4010-E	T	E3HZ	4010-P
S	D6TZ	4010-C	S	D8TZ	4010-F	T	E3HZ	4010-Q
S	D6TZ	4010-D	S	D8TZ	4010-G	E	E3HZ	4010-R
S	D6TZ	4010-E	T	D9HZ	4010-A	E	E3HZ	4010-S
S	D6UZ	4010-A	S	D9TZ	4010-A	E	E3HZ	4010-T
T	D7HZ	4010-A	S	D9TZ	4010-B	E	E3HZ	4010-V
E	D7HZ	4010-AA	S	D9TZ	4010-C	S	E3TZ	4010-E
E	D7HZ	4010-AB	S	D9TZ	4010-D	S	E3TZ	4010-F
E	D7HZ	4010-AC	S	D9TZ	4010-E	S	E3TZ	4010-G

July, 1989

COPYRIGHT © 1989 — FORD MOTOR COMPANY — DEARBORN, MICHIGAN

New Issue

**1980/
FORD TRUCK PARTS**

FORD TO MANUFACTURERS' PART NUMBERS

C O D E	FORD PART NUMBER	VENDOR PART NUMBER	C O D E	FORD PART NUMBER	VENDOR PART NUMBER	C O D E	FORD PART NUMBER	VENDOR PART NUMBER
S	E3TZ 4010-H	72186 X	T	E7HZ 4010-G	C 3121-F-1332 S	T	E6HZ 4022-A	021010 2
S	E3TZ 4010-J	72185 X	S	E7UZ 4010-A	73099 X	T	E6HZ 4K022-A	018029 7
S	E3TZ 4010-K	72142 X	S	E7UZ 4010-B	73100 X	T	E6HZ 4K022-B	018028 9
S	E3TZ 4010-L	71978 X	T	E8HZ 4010-A	C4 3121-Z-1118 S	T	D0HZ 4N025-A	A 1199-S-1709
S	E3TZ 4010-M	71981 X	T	E8HZ 4010-B	C9 3121-Z-1118 S	T	E3HZ 4N025-A	P 28
S	E3TZ 4010-N	72034 X	T	E8HZ 4010-C	C 3121-G-1281 S	E	7RT 4026	39989
S	E3TZ 4010-P	72037 X	S	E8TZ 4010-A	73227 X	E	7RT 4026-M	25656
S	E3TZ 4010-R	72145 X	S	E8UZ 4010-A	73526 X	S	B9TT 4026-A	21492 X
S	E3TZ 4010-S	72174 X	S	E99Z 4010-B	73886 X	S	B9TT 4026-B	20250 5X
S	E3TZ 4010-T	72173 X	T	E9HZ 4010-A	C3 3121-N-1600 S	S	B9TT 4026-C	21257 5X
S	E3UZ 4010-B	72226 X	T	E9HZ 4010-B	C1 3121-N-1600 S	S	C3TZ 4026-A	21494 X
S	E3UZ 4010-C	72227 X	T	E9HZ 4010-C	C 3121-N-1600 S	S	C3TZ 4026-B	706208 X
E	E4HZ 4010-A	119340	T	E9HZ 4010-D	C10 3121-Z-1118 S	S	C4TZ 4026-A	22934 X
E	E4HZ 4010-AA	120272	T	E9HZ 4010-E	C11 3121-Z-1118 S	S	D1TZ 4026-A	27166 2X
E	E4HZ 4010-AB	120273	T	E9HZ 4010-F	C12 3121-Z-1118 S	S	D1TZ 4026-B	27168 2X
E	E4HZ 4010-AC	120356	T	E9HZ 4010-G	C7 3121-Z-1118 S	S	D1TZ 4026-C	706035 2X
E	E4HZ 4010-AD	120358	T	E9HZ 4010-H	C3 3121-S-1345 S	S	D1TZ 4026-D	706034 2X
E	E4HZ 4010-AE	120568	T	E9HZ 4010-J	C4 3121-S-1345 S	S	D1UZ 4026-A	27168 X
E	E4HZ 4010-AF	120351	S	E9TZ 4010-A	73352 X	S	D1UZ 4026-B	27166 X
E	E4HZ 4010-B	119341	S	E9TZ 4010-B	73831 X	S	D1UZ 4026-C	26990 X
E	E4HZ 4010-C	119344	S	E9TZ 4010-C	73891 X	S	D1UZ 4026-D	26988 X
E	E4HZ 4010-D	119342	S	E9TZ 4010-F	73957 X	S	D1UZ 4026-E	706034 X
E	E4HZ 4010-E	119343	S	E9UZ 4010-A	73760 X	S	D1UZ 4026-F	706035 X
E	E4HZ 4010-F	119323	S	E9UZ 4010-B	73762 X	S	D1UZ 4026-G	706019 X
E	E4HZ 4010-G	119348	S	E9UZ 4010-C	73761 X	S	D1UZ 4026-H	706018 X
S	E4HZ 4010-H	GGAKH109 X	S	TAAA 4010-A	20083 X	S	D7TZ 4026-A	706628 X
S	E4HZ 4010-J	MJAKH106 X	T	TBAA 4010-A	A3 3200-F-474	S	E0TZ 4026-A	706741 X
S	E4HZ 4010-K	MJAKH107 X	T	TCAA 4010-A	A3 3200-M-481	S	E2UZ 4026-A	706841 X
T	E4HZ 4010-L	C 3201-U-6937 S	T	TDAA 4010-A	A2 3201-D-1434	S	E5TZ 4026-A	72746 X
T	E4HZ 4010-M	C 3201-V-6938 S	T		A1 3201-D-1434	S		72709 X
T	E4HZ 4010-N	C 3121-B-990 S	E	TGAF 4010-A	30686	S	E7TZ 4026-B	73109 X
T	E4HZ 4010-P	C 3121-P-978 S	E		37645	S	E8UZ 4026-A	707090 X
T	E4HZ 4010-R	C 3121-R-980 S	E		37644	S	E9UZ 4026-A	707163 X
T	E4HZ 4010-S	C 3121-Q-979 S	E		33825	S		707141 X
E	E4HZ 4010-T	120166	E	TUAA 4010-A	40912	S	E9UZ 4026-B	707143 X
E	E4HZ 4010-V	120516	E		38209	E	TGAA 4026-A	38339
E	E4HZ 4010-W	120515	E	TUAY 4010-B	40912	E	01T 4027-M	13385
E	E4HZ 4010-X	120190	E	TWAA 4010-B	38554	E	7EQH 4027	27838
E	E4HZ 4010-Y	120182	E	TWAE 4010-B	41074	E	8Q 4027-A	27859
E	E4HZ 4010-Z	120476	E		39758	E	B8QH 4027-A	27950
S	E4TZ 4010-D	72371 X	E	TWAN 4010-A	41074	E	B8QH 4027-B	106471
S	E4TZ 4010-E	72372 X	T	21Y 4011	A39 3200-Y-285	E	E0HZ 4027-A	103537
S	E4TZ 4010-F	72543 X	T	7EQ 4011	A7 3200-A-391	T	E6HZ 4027-A	023364 1
S	E4UZ 4010-A	72544 X	T	7RT 4011-B	A9 3200-V-412	T	E6HZ 4027-B	023363 3
S	E4UZ 4010-B	72545 X	T	8D 4011	A96 3200-Y-285	T	E7HZ 4027-A	3280-R-8312 S
S	E4UZ 4010-C	72546 X	T	8TH 4011	A1 3200-N-456	T	E7HZ 4027-B	3280-W-8317 S
S	E69Z 4010-B	72835 X	T	TBAA 4011-B	A3 3200-H-476	T	E7HZ 4027-C	3280-Y-8319 S
T	E6HZ 4010-A	033809 5	T	TCAA 4011-A	A2 3200-K-479	T	E7HZ 4027-D	3280-U-8315 S
T	E6HZ 4010-B	033813 3	E	C2TZ 4012-A	37171	E	7EQH 4028-A	27826
T	E6HZ 4010-C	C 3121-W-1115 S	T	B3T 4014-A	13719	E	81T 4028-M	15275
T	E6HZ 4010-D	033979 2	E	8Q 4019-A	32213	E	8Q 4028-A	27865
T	E6HZ 4010-E	033980 6	E	B6QH 4019-A	38600	E	B8QH 4028-A	27955
T	E7HZ 4010-A	C 3121-X-960 S	S	C6TZ 4020-A	32762	E	B8QH 4028-B	45457
T	E7HZ 4010-B	C 3121-J-1284 S	E	59T 4021-M	30702	E	C1TT 4028-A	47473
T	E7HZ 4010-C	C 3121-E-1279 S	E	7EQH 4021	30103	E	C1TT 4028-B	47353
T	E7HZ 4010-D	C 3121-J-1336 S	E	21T 4022	26729	E	C4TZ 4028-A	52823
T	E7HZ 4010-E	C 3121-V-1348 S	S	COTT 4022-A	31819	E	C4TZ 4028-B	54256
T	E7HZ 4010-F	C 3121-S-1345 S	T		1199-M-2015	E	C6TZ 4028-A	54252

**1980/
FORD TRUCK PARTS**

CROSS REFERENCE LIST 219

FORD TO MANUFACTURERS' PART NUMBERS

C O D E	FORD PART NUMBER	VENDOR PART NUMBER	C O D E	FORD PART NUMBER	VENDOR PART NUMBER	C O D E	FORD PART NUMBER	VENDOR PART NUMBER
E	7EQH 4029	27861	E	C8TZ 4033-B	77748	T	BB 4035	2208-H-112
E	81T 4029-M	20821	E		77747	T	C1TT 4035-A	2208-D-420
E		35333	E	D0HZ 4033-A	77752	T	C1TT 4035-B	2208-Y-415
E	8Q 4029-A	14935	E	D0HZ 4033-B	77754	E	C1TT 4035-C	49004
E	B8QH 4029-A	27953	S	D1UZ 4033-A	27316 X	S	C1TZ 4035-A	32019
S	E0HZ 4029-A	GGASS100	S	D1UZ 4033-B	706112 X	S	C1TZ 4035-B	31979
S	E0HZ 4029-B	MJASS100	E	D2HZ 4033-A	77755	E	C1TZ 4035-C	71805
T	E6HZ 4029-A	056215 7	E	D2HZ 4033-B	84781	T	C3TA 4035-C	2208-Y-441
T	E6HZ 4029-B	056148 7	E	D2HZ 4033-C	84782	T	C3TZ 4035-A	2208-M-455
T	E7HZ 4029-A	3198-L-1000 S	S	D3TZ 4033-A	22150 X	T	C3TZ 4035-B	2208-N-404
T	E7HZ 4029-B	3198-M-1001 S	S	D3TZ 4033-B	706154 X	T	C3TZ 4035-C	2808-T-722
T	E7HZ 4029-C	3198-N-1002 S	S	D5TZ 4033-A	37664	T	C3TZ 4035-F	2808-C-705
T	E7HZ 4029-D	3198-P-1004 S	S	D5UZ 4033-A	34055	T	C3TZ 4035-H	2808-C-3
E	C2TZ 4A029-A	90371	S	D6TZ 4033-A	706573 X	T	C3TZ 4035-K	2208-B-444
E		75X 40	S	D6TZ 4033-B	706561 X	T	C3TZ 4035-L	2208-C-315
T	D3TZ 4030-A	2208-Z-442	S		706561 X	E	C4TZ 4035-A	52820
T	C2TA 4A030-B	A 2297-X-778	S	D7TZ 4033-A	706651 X	S	C6TZ 4035-B	32540
SG	C8SZ 4A031-A	7803975	S	D7TZ 4033-B	706678 X	T	C8TZ 4035-A	2208-F-682
E	7EQH 4033	27830	S	D7TZ 4033-C	706675 X	E	C8TZ 4035-B	71806
E	81T 4033-M	10555	S	D7TZ 4033-D	700038	E	D8HZ 4035-A	79556
E	8Q 4033-A	14941	E	D8HZ 4033-A	84547	T	TBAA 4035	2208-Q-329
E		14921	S	D8TZ 4033-B	706700 X	T	TCAA 4035-A	2208-T-332
S	B5D 4033-A	30280	S	D8TZ 4033-C	700041	T	TDAA 4035-A	2208-R-304
E		30280	E	E0HZ 4033-A	79014	T	TEAA 4035-A	2208-F-188
E	B8QH 4033-A	45487	S	E0TZ 4033-A	706778 X	E	TVAA 4035-A	33808
E	B8QH 4033-B	53310	E	E2HZ 4033-A	107320	E	7EQH 4036	27831
E		21642	S	E69Z 4033-B	707076 X	E	81T 4036-M	10554
E	B8T 4033-A	45619	S	E8TZ 4033-A	707070 X	E	8Q 4036-A	14954
E	B8TZ 4033-A	64802	S	E8UZ 4033-A	707108 X	S	B5D 4036-A	30281
E	B8TZ 4033-B	75336	S	E8UZ 4033-B	707106 X	E	B8QH 4036-A	45520
E		75335	S	E8UZ 4033-C	707104 X	E	B8QH 4036-B	53320
E		47930	T	C2TZ 4A033-A	A 1218-Y-51	E		21643
S	B9TZ 4033-A	32630	H		AE 21125	E	C1TT 4036-A	46747
S	C0TT 4033-A	31530	T	C3TZ 4A033-A	A 1218-Y-51	S	C1TT 4036-B	31978
E	C1TT 4033-A	46646	S	E0HZ 4K034-A	MJAHM110 1	S	C1TZ 4036-A	34074
E	C1TT 4033-B	47943	T	E6HZ 4K034-A	082858 0	S		34687
S	C1TT 4033-C	30809	T	E7HZ 4K034-A	41X 1158 S	S	C5TZ 4036-A	33232
E	C1TT 4033-D	50355	T	E7HZ 4K034-B	41X 1157 S	S	C5TZ 4036-B	34686
S	C1TZ 4033-A	25007 X	T	E7HZ 4K034-C	44X 1066 S	S	C7TZ 4036-A	34684
S	C1TZ 4033-B	34677	T	E6HZ 4L034-A	088077 9	S	C7TZ 4036-B	27441 X
S		25745 X	T	E7HZ 4L034-A	40X 1091 S	S		34685
S	C1TZ 4033-C	706059 X	E	O1T 4035-M	19801	E	D2HZ 4036-A	85180
E	C2TZ 4033-A	48928	S	1M 4035	18434	E	D8HZ 4036-A	79557
E	C2TZ 4033-B	49623	T	61 4035	2208-P-224	E	59T 4038-M	25495
T	C3TZ 4033-A	3855-J-62	T	7EQ 4035	2208-L-272	E	7EQH 4038	28923
S	C6TZ 4033-A	24531 X	E	7EQH 4035	27903	E	C3TZ 4038-M	47638
S	C6TZ 4033-B	24639 X	E		47795	E	C8TZ 4038-A	73493
S	C6TZ 4033-C	22157 X	E	8Q 4035-A	23076	E	59T 4039-M	25601
S	C6TZ 4033-D	23350 X	T	8TH 4035	2208-M-299	E	7EQH 4040	27837
S	C6TZ 4033-F	23434 X	T	B5Y 4035-A	2208-W-439	E	81T 4040-M	16401
S	C6TZ 4033-G	34675	E	B6QH 4035-A	33692	E	8Q 4040-A	27866
S		25744 X	T	B6T 4035-B	2208-F-443	E	B8QH 4040-A	21620
S	C6TZ 4033-H	706044 X	T	B6T 4035-C	2208-F-448	E	C3TZ 4040-A	56928
S	C6TZ 4033-J	706115 X	E	B7TZ 4035-A	72040	E	C3TZ 4040-B	56931
S	C6TZ 4033-K	706562 X	T	B8QH 4035-A	2208-X-414	E	C8TZ 4040-A	74056
S	C6TZ 4033-L	706128 X	E	B8QH 4035-B	45519	E	C8TZ 4040-B	74023
E	C8TZ 4033-A	77750	E	B8QH 4035-C	21641	S	E0HZ 4040-A	GGAGH100
E		77749	E	B9TT 4035-A	50364	S	E0HZ 4040-B	MJAGH100

July, 1989

COPYRIGHT © 1989 — FORD MOTOR COMPANY — DEARBORN, MICHIGAN

New Issue

**1980/
FORD TRUCK PARTS**

FORD TO MANUFACTURERS' PART NUMBERS

C O D E	FORD PART NUMBER	VENDOR PART NUMBER	C O D E	FORD PART NUMBER	VENDOR PART NUMBER	C O D E	FORD PART NUMBER	VENDOR PART NUMBER
E	59T 4041-M	25411	T	E9HZ 4K052-A	3266-F-1020 S	E	B8QH 4062-A	43477
S	C1TZ 4A041-AS	327-2248 X	T	E8HZ 4L052-A	2297-Y-4289 S	T	B9TT 4062-A	A 3261-L-246
E	59T 4042-M	25506	E	7EQH 4053-A	21625	E		41059
T	B8QH 4044-A	26X 125	E	81T 4053-M	P 138 A	S		313456
E	2Q 4045-A	32425	E		90624	E	B9TT 4062-B	43478
E	7EQH 4045	27823	T	B8QH 4053-A	1246-X-284	E	B9TT 4062-C	41058
E	8Q 4045-A	26045	E	B9TZ 4053-A	76839	E	C1TT 4062-A	41061
E	8QH 4045-M	32613	E	C8TZ 4053-A	76559	E	C1TT 4062-B	41063
E	A8TZ 4045-A	32613	T	B8QH 4054-A	3891-S-851	E	C1TZ 4062-A	34779
E		62720	E	01T 4055-M	19848	T	C3TZ 4062-A	A4ES 24844 1
T	B8QH 4045-A	2849-V-204	E	7EQH 4055	27834	E	C3TZ 4062-B	59576
E	B8QH 4045-B	32679	E	8Q 4055-A	27878	E	C3TZ 4062-C	56082
T	C3TZ 4045-A	2843-J-478	E	B8QH 4055-A	27951	E	C3TZ 4062-D	62145
E	D6HZ 4045-A	84508	E	B8QH 4055-B	43166	E	C8HZ 4062-B	73503
S	E0HZ 4045-A	GGAKT100 X	E	C3TZ 4055-A	56930	E	C8HZ 4062-C	73507
S	E0HZ 4045-B	MJAKT100 X	E	C3TZ 4055-B	56933	E	E3HZ 4062-A	113360
S	E2HZ 4045-A	MJASV102 X	E	C3TZ 4055-C	61057	E	E4HZ 4062-A	113700
S	E3HZ 4045-A	GGASV102 X	E	C3TZ 4055-D	60614	E	E4HZ 4062-B	113743
T	E6HZ 4045-A	070360 5	E	C8TZ 4055-A	74054	E	E4HZ 4062-C	113760
T	E6HZ 4045-B	070363 0	E	C8TZ 4055-B	74021	E	E5HZ 4062-A	113770
T	E7HZ 4045-A	A 3296-J-1024 S	E	D6HZ 4055-A	84506	E	TEAA 4062-A	41054
T	E7HZ 4045-B	A 3296-L-1026 S	E	D6HZ 4055-B	113594	T	C3TZ 4A062-F	1244-A-703
T	E7HZ 4045-C	A 3296-N-1028 S	S	E0HZ 4055-A	GGAGS100	E	D3HZ 4B062-A	109909
T	E7HZ 4045-D	A 3296-Q-1031 S	S	E0HZ 4055-B	MJAGS100	E	D3HZ 4B062-B	109908
E	TEAA 4045-A	32326	E	E0HZ 4055-C	83730	E	59T 4064-M	25510
T	A9A 4046-A	15X 819	E	E3HZ 4055-A	113629	T	C3TZ 4A064-A	1850-W-23
T	C1TT 4046-A	1250-P-198	E	E3HZ 4055-B	113593	T	C3TZ 4A064-F	1850-C-3
S	E0HZ 4046-A	MJAHM105	E	E3HZ 4055-C	113595	T	C3TZ 4A065-A	2808-G-189
T	E8HZ 4K046-A	MS 210016 1	E	E3HZ 4055-D	113596	T	C3TZ 4A065-F	2808-D-368
E	01T 4050-M	21190	E	E3HZ 4055-E	113598	E	59T 4066-M	25661
E	59T 4050-M	25525	E	E3HZ 4055-F	113599	T	C3TZ 4A066-A	1821-N-14
T	C1TT 4050-A	2849-F-214	T	E6HZ 4055-A	058090 2	T	C3TZ 4A066-B	1821-M-13
T	C1TT 4050-B	2849-P-172	T	E6HZ 4055-B	058089 9	T	C3TZ 4A066-E	1821-E-5
T	C5TZ 4050-A	2849-K-219	T	E7HZ 4055-A	3892-H-4844 S	E	7EQH 4067	27842
E	TEAA 4050-A	32327	T	E7HZ 4055-B	3892-J-4846 S	E	81T 4067-M	10524
S	C4TZ 4A050-A	32595	T	E7HZ 4055-C	3892-K-4847 S	E	8L 4067-A	30214 1
E	E0HZ 4B050-A	83483	T	E7HZ 4055-D	3892-L-4848 S	S		30214
E	59T 4051-M	25508	E	81T 4056-M	15322	S	8L 4067-B	30214 2
E	59T 4052-M	25523	E	8QH 4056	16200	S	8L 4067-C	30214 3
E		45521	E	7EQH 4058	21624	S	8L 4067-D	30214 4
E	B2Q 4052-A	32569	B		21624	S	8M 4067-A	S 58
E		85754	E	81T 4058-M	P 406	S		20444
E		109492	E		90655	S		30215 1
T	B8QH 4052-A	3855-R-70	T	C5TZ 4058-A	1199-X-1610	S	8M 4067-B	S 59
E	B8QH 4052-B	38728	T	C3TZ 4A059-A	1844-K-375	S		20443 X
T	C3TZ 4052-A	3866-K-557	T	C3TZ 4A059-C	1844-V-412	S		30215 2
T	C3TZ 4052-B	A3ES 24734	T	C3TZ 4A059-F	1844-R-408	S	8M 4067-C	S 75
T	C3TZ 4052-C	3266-L-168	T	C3TZ 4A060-A	2808-A-651	S		20445 X
T		3866-D-550	T	C3TZ 4A060-B	2208-M-507	S		30215 3
T	C3TZ 4052-F	3855-Z-156	T		2808-M-507	S	8M 4067-D	S 74
E	C3TZ 4052-G	47649	T	C3TZ 4A060-C	2808-B-652	S		20444 X
E	C3TZ 4052-H	47650	T	C3TZ 4A060-D	2208-L-506	S		30215 4
E	C8TZ 4052-A	73487	T	C3TZ 4A060-E	2808-A-807	E	8Q 4067-A	14950
E	C8TZ 4052-B	73486	E	B4T 4061-A	27840	E	8QH 4067	3990
E	E3HZ 4052-A	109562	E	B7T 4061-A	13155	E	A7TZ 4067-A	27832
T	E8HZ 4K052-A	3266-W-907 S	T	C3TZ 4A061-A	3855-Q-147	E	A8TZ 4067-A	23077
T	E8HZ 4K052-B	3266-U-905 S	T	D7HZ 4A061-A	3855-K-323 S	E	A8TZ 4067-B	31562
T	E8HZ 4K052-C	3266-C-1017 S	E	2QH 4062-A	41055	E	A8TZ 4067-C	19849

1980/ FORD TRUCK PARTS

CROSS REFERENCE LIST 221

FORD TO MANUFACTURERS' PART NUMBERS

C O D E	FORD PART NUMBER	VENDOR PART NUMBER	C O D E	FORD PART NUMBER	VENDOR PART NUMBER	C O D E	FORD PART NUMBER	VENDOR PART NUMBER			
E	B4T	4067-A	34781	S	E2UZ	4067-A	706837 X	E	B2Q	4074-A	32403
S	B5D	4067-A	30276 1	S	E2UZ	4067-B	706838 X	T	C3TZ	4A074-E	3897-L-1156
S	B5D	4067-B	30276 2	S	E2UZ	4067-C	706863 X	E	7RT	4076-M	30683
S	B5D	4067-C	30276 3	S	E4TZ	4067-A	706373 X	E	59T	4077-M	25549
S	B5D	4067-D	30276 4	T	E6HZ	4067-A	003064 3	E	1T	4078-A	35916
T	B5TZ	4067-A	2214-J-62	T	E6HZ	4067-B	003063 5	E	8QH	4078	32861
T	B5Y	4067-A	2214-L-64	T	E6HZ	4067-C	003041 4	E	C4TZ	4078-B	63047
E	B6Q	4067-A	33682	T	E6HZ	4067-D	003019 8	E			67295
E	B8QH	4067-A	39448	T	E7HZ	4067-A	2214-C-289 S	E	C6TZ	4078-A	73393
E	B8QH	4067-B	21637	T	E7HZ	4067-B	2214-B-288 S	E	C6TZ	4078-B	74875
T	B8TZ	4067-B	2814-L-64	T	E7HZ	4067-C	2214-F-1046 S	E			66466
E	B8TZ	4067-C	45456	T	E7HZ	4067-D	2214-D-1044 S	E	C7TZ	4078-A	74879
E	B8TZ	4067-D	21630	T	E7HZ	4067-E	2214-Y-1039 S	T	E8HZ	4K078-A	3237-L-1000 S
T	B9TT	4067-A	2214-V-74	T	E7HZ	4067-F	2214-C-1095 S	E	C4TZ	4079-A	77210
T	B9TZ	4067-A	2214-T-72	T	E7HZ	4067-G	2214-H-1048 S	E	B2Q	4081-A	37525
T	C1TT	4067-A	2214-X-50	T	E7HZ	4067-H	2214-L-272 S	E	B3T	4081-A	38088
T	C1TZ	4067-A	2814-M-65	T	E7HZ	4067-J	2214-K-1051 S	E	B8QH	4081-A	43090
T	C3TZ	4067-A	2214-K-89	T	E7HZ	4067-K	2214-M-1053 S	T	C3TZ	4081-A	A3ES 24825
T	C3TZ	4067-B	2214-M-91	T			2214-F-188 S	E	C3TZ	4081-B	56663
T	C3TZ	4067-E	2214-S-97	T	E7HZ	4067-L	2214-S-279 S	E			56662
T	C3TZ	4067-K	2214-W-49	T	E7HZ	4067-M	2214-Q-277 S	E	C3TZ	4081-C	58302
E	C3TZ	4067-L	56929	T	E7HZ	4067-N	2214-B-1042 S	E	C3TZ	4081-D	61891
E	C3TZ	4067-M	56932	S	E8TZ	4067-A	707067 X	E			61890
S	C4TZ	4067-A	706086 X	S	E8TZ	4067-B	707068 X	E			82668
S	C4TZ	4067-B	706374 X	T	TDAA	4067-A	2214-E-57	E	C3TZ	4081-E	47647
S	C4TZ	4067-C	706378 X	T	TEAA	4067-A	2214-E-5	E	C8TZ	4081-A	73500
S	C4TZ	4067-D	706077 X	E	TVAA	4067-A	13191	E	C8TZ	4081-B	73499
S	C4TZ	4067-E	706213 X	S	E9UZ	4K067-A	701098 X	E	D1TZ	4081-A	82671
S	C4TZ	4067-F	706375 X	T	B8QH	4068-A	A 2843-L-350	E	E4HZ	4081-A	113720
S	C4TZ	4067-G	706376 X	E	7RT	4069-M	28501	E	E4HZ	4N081-A	113707
S	C6TZ	4067-E	706087 X	E	59T	4070-M	28324	E	E5HZ	4N081-A	113759
S	C6TZ	4067-F	706377 X	E	59T	4072-M	30766	E	B2Q	4082-A	32394
S	C6TZ	4067-G	706386 X	E	7EQH	4072	30341	E	B8QH	4082-A	43479
E	C8TZ	4067-A	74055	E	B2Q	4072-A	32343	E	C1TZ	4082-A	43092
E	C8TZ	4067-B	74022	E			35584	E	C1TZ	4082-B	43093
T	D7HZ	4067-A	2214-V-178	E	C3TZ	4072-A	64085	T	C3TZ	4082-A	A4ES 24740 A
S	D7TZ	4067-A	706618 X	E			52832	E	C3TZ	4082-B	56657
S	D7TZ	4067-B	706619 X	S	E0HZ	4072-A	MJAHH100 X	E			58382
S	D7TZ	4067-C	706673 X	E	E4HZ	4072-A	119855	E	C3TZ	4082-C	62146
S	D7TZ	4067-D	706674 X	S			MJAHH104 X	E			61889
T	D8HZ	4067-A	2214-Z-208	T	E6HZ	4072-A	070849 6	E	C3TZ	4082-D	47628
T			2214-G-163 S	T	E7HZ	4072-A	A 3280-M-8307 S	E	C3TZ	4082-E	58299
E	D8HZ	4067-B	79898	E	01T	4073-M	45526	E	C8TZ	4082-A	73483
S	D8TZ	4067-A	706604 X	E			20805	E	C8TZ	4082-B	73482
S	D8TZ	4067-B	706605 X	E	B2Q	4073-A	32414	E	D4TZ	4082-A	85755
S	E0HZ	4067-A	GGAHR101	E			85752	E	E3HZ	4082-A	113362
S	E0HZ	4067-B	GGAHR100	T	B8QH	4073-A	2808-Y-727	E	E4HZ	4082-A	113701
S	E0HZ	4067-C	MJAHR105	E	B8QH	4073-B	38031	E	E4HZ	4N082-A	113742
S	E0HZ	4067-D	MJAHR104	T	C3TZ	4073-A	2ES 24737	E	8QH	4083	32419
E	E0HZ	4067-E	106694	T			2ES 24731	E	59T	4084-M	28431
S	E0TZ	4067-A	706713 X	E	C3TZ	4073-B	47651	E	B8QH	4085-A	38127
S	E0TZ	4067-B	706714 X	E	C8TZ	4073-A	73488	T	C3TZ	4085-A	1846-F-162
S	E0TZ	4067-C	700099	E	E5HZ	4073-A	113764	E	C8TZ	4085-A	73456
S	E0TZ	4067-D	700100	S	C9TZ	4A073-A	212-229	E	C8TZ	4085-B	73498
T	E1HZ	4067-A	2214-G-215	S			212-219	E	E4HZ	4085-A	113721
E	E1HZ	4067-B	110243	T	E8HZ	4K073-A	2208-F-942 S	E	B2Q	4086-A	32364
S	E1UZ	4067-A	706797 X	T	E9HZ	4K073-A	2208-L-1000 S	T	C3TZ	4086-A	1ES 24725
S	E1UZ	4067-B	706798 X	T	E8HZ	4L073-A	2208-G-943 S	B	C3TZ	4A086-A	MR 1213 EL

**1980/
FORD TRUCK PARTS**

FORD TO MANUFACTURERS' PART NUMBERS

C O D E	FORD PART NUMBER	VENDOR PART NUMBER	C O D E	FORD PART NUMBER	VENDOR PART NUMBER	C O D E	FORD PART NUMBER	VENDOR PART NUMBER
T	C3TZ 4A086-H	1228-H-190 1828-P-68 MR 1212 EL 1212	T	C3TZ 4A101-F	1229-F-1098	E	D8HZ 4A109-A	87574
B	B8QH 4088-A	43438	E	E5HZ 4N101-A	121396	T	C3TZ 4A112-A	3ES 24735
T	C3TZ 4088-A	A1ES 24620	T	C3TZ 4A102-E	1250-J-192	E	01T 4114-M	20887
T	C3TZ 4A088-A	3892-C-1251	T	B8QH 4103-A	1825-P-120	T	C3TZ 4A117-A	1ES 24628
T	C3TZ 4A088-E	3892-X-1506	T	B8QH 4103-B	1825-Q-121	E	01T 4119-M	20884
T	C3TZ 4A089-A	3897-N-924	T	C3TZ 4A103-E	26X 106	E	7EQH 4119	27843
T	C3TZ 4A089-E	3297-N-924	E	B2Q 4104-A	40639	E	8Q 4119-A	27880
T	C3TZ 4A090-A	3897-M-1313	T	C3TZ 4104-A	2ES 24732	E	B8QH 4119-A	28042
T	C3TZ 4A090-E	A1 3866-W-595	E	C8TZ 4104-A	73492	T	C3TZ 4A120-A	1ES 24827
T	C3TZ 4A090-E	A 3866-M-715	T	C3TZ 4A104-E	2208-M-429	T	C3TZ 4A121-A	1ES 24726
T	D8HZ 4A090-A	A 3266-P-510 S	E	B2Q 4105-A	32846	T	C3TZ 4A122-A	2803-T-1216
E	8QH 4091	32420	S	E0HZ 4A105-A	GGAKE100 X	T	C3TZ 4A122-B	2803-U-1217
T	C3TZ 4A091-E	A 3866-G-631	S	E0HZ 4A105-B	MJAKE100 X	T	C3TZ 4A122-C	2803-V-1218
T	C3TZ 4A091-F	A 3238-V-100	T	C3TZ 4A106-A	1246-B-28	T	C3TZ 4A123-A	2297-A-729
E	B2Q 4092-A	32404	E	B2Q 4107-A	32382	T	E7HZ 4N123-A	MWA 508
T	C3TZ 4A092-A	A 3876-B-262	E	C3TZ 4107-A	113610	T	E7HZ 4P123-A	MS 208020 1
T	C3TZ 4A092-E	A 3876-G-293	T	C4TZ 4107-A	618	T	C3TZ 4A124-A	2297-L-298
E	59T 4093-M	25410	E	C4TZ 4107-B	56658	T	C3TZ 4A124-B	1246-E-213
T	C3TZ 4A093-E	A 2843-N-352	E	C6TZ 4107-A	64597	E	7EQH 4125	30101
E	B2Q 4094-A	32401	E	E4HZ 4107-A	78439	T	C3TZ 4A125-A	1199-M-585
B	C3TZ 4094-A	200 SL	E	E5HZ 4107-A	113744	T	C3TZ 4A126-A	1225-D-212
T	C8TZ 4094-A	1ES 24724	E	C3TZ 4A107-A	113611	E	01T 4127-M	20759
T	C3TZ 4A094-A	73481	T	C3TZ 4A107-A	2ES 24759	E	7EQH 4127	27839
E	E4HZ 4N094-A	3897-K-1155	E	B2Q 4108-A	32395	E	8Q 4127-A	27860
E	59T 4095-M	113746	E	B2TZ 4108-A	52504	E	B8QH 4127-A	21619
E	7EQH 4095-B	25396	S	8M 4109-A	S 112	S	E0HZ 4127-A	GGAKJ100 X
T	C3TZ 4A095-A	30822	S	8M 4109-B	30210 1	S	E0HZ 4127-B	MJAKJ100 X
T	C3TZ 4A095-B	2284-R-278	S	8M 4109-C	S 113	E	E1HZ 4127-A	110148
T	C3TZ 4A095-E	1246-V-386	S	B5D 4109-A	20447 X	E	E3HZ 4127-A	116568
T	E8HZ 4A095-A	2843-Y-389	S	B5D 4109-B	30210 2	T	E6HZ 4127-A	023234 3
E	59T 4096-M	43X 1007 S	S	B5D 4109-C	S 114	T	E6HZ 4127-B	024862 2
T	C3TZ 4A096-A	25402	S	C1TT 4109-A	30210 3	T	E7HZ 4127-A	3280-P-8310 S
T	C3TZ 4A096-E	1828-X-180	S	C1TT 4109-B	30291 1	T	E7HZ 4127-B	3280-G-8301 S
E	59T 4097-M	1825-D-186	S	C1TT 4109-C	30291 2	T	E7HZ 4127-C	3280-H-8302 S
T	C3TZ 4A097-A	25404	S	C6TZ 4109-A	30291 3	T	E7HZ 4127-D	3280-J-8304 S
T	C3TZ 4A097-E	1829-V-620	S	C6TZ 4109-B	30797 3	T	C3TZ 4A127-A	1254-Q-43
E	C2TZ 4A098-A	1829-V-646	S	C6TZ 4109-C	30797 2	T	C3TZ 4A127-B	1254-D-30
E	E5HZ 4A098-A	49838	S	C6TZ 4109-D	30797 1	T	C3TZ 4A127-C	1254-E-31
T	C3TZ 4A099-E	122000	S	B7TZ 4A109-A	31409 1	T	C3TZ 4A127-D	1254-R-44
H	D7HZ 4K099-A	1827-M-195	S	B7TZ 4A109-B	31409 2	E	7EQH 4128	30339
E	B2Q 4100-A	45687	S	B7TZ 4A109-C	31409 3	T	B8QH 4129-A	1829-Q-615
E	B2Q 4100-B	32407	S	B7TZ 4A109-D	31409 4	T	B8QH 4129-B	1829-E-447
E	B2Q 4100-B	40634	E	B7TZ 4A109-E	60644	T	C3TZ 4A130-A	1ES 24727
E	B2Q 4100-B	40635	E	B7TZ 4A109-F	61959	E	C8TZ 4A130-A	73496
E	B2Q 4100-B	33051	E	B7TZ 4A109-G	61972	T	C3TZ 4A131-A	1ES 24757
T	C3TZ 4100-A	A3ES 24758	E	B7TZ 4A109-H	61967	T	C3TZ 4A133-A	2214-D-56
E	E4HZ 4100-A	113745	E	B7TZ 4A109-I	61969	E	C8TZ 4A133-A	67815
T	C3TZ 4A100-E	13X 111	E	B7TZ 4A109-J	61957	E	D8HZ 4A133-A	81479
E	B2Q 4101-A	32408	E	B8TZ 4A109-A	61968	T	C3TZ 4134-A	A1 2297-T-1606
E	C3TZ 4101-A	47639	E	B8TZ 4A109-B	38524	T	C3TZ 4A134-A	A2ES 24612 1
E	C8TZ 4101-A	73490	E	B8TZ 4A109-C	38525	T	C3TZ 4A134-A	2214-N-66
E	E4HZ 4101-A	113719	E	B8TZ 4A109-D	61960	E	7EQH 4135	26047
T	C3TZ 4A101-A	1854-C-211	E	B8TZ 4A109-E	61961	T	C3TZ 4A135-A	1829-T-618
T	C3TZ 4A101-B	1229-M-1105	E	B8TZ 4A109-F	61975	T	C3TZ 4A136-A	2258-R-408
T	C3TZ 4A101-E	1854-A-209	E	B9TZ 4A109-A	61958	E	C2TZ 4137-A	56227
			E	C1TZ 4A109-A	61952	T	C3TZ 4A137-A	2808-C-653
			E	C1TZ 4A109-B	61949	E	8QH 4139	4054
			E	D6HZ 4A109-A	69878	T	B8QH 4140-A	3897-Y-1221

**1980/
FORD TRUCK PARTS**

CROSS REFERENCE LIST 223

FORD TO MANUFACTURERS' PART NUMBERS

C O D E	FORD PART NUMBER	VENDOR PART NUMBER	C O D E	FORD PART NUMBER	VENDOR PART NUMBER	C O D E	FORD PART NUMBER	VENDOR PART NUMBER
T	C3TZ 4A140-A	S 2620 1	T	B8QH 4141-D	A2 3800-H-476	E		76929
T	C3TZ 4A140-B	S 269 1	E	B8QH 4141-F	39328	T	C8TZ 4141-H	A2 3200-N-924
T	C6TZ 4A140-A	S 2811 1	E	B8QH 4141-G	40116	E	C8TZ 4141-J	74019
T	C6TZ 4A140-B	S 2814 1	E		39913	E		76930
T	C6TZ 4A140-C	15X 1055	E	B8T 4141-A	45622	E	C9TZ 4141-A	68915
T	C7TZ 4A140-A	S 2710	E		45620	E	COTT 4141-A	47940
T	D3TZ 4A140-A	S 2710 1	E	B8T 4141-B	46049	E	COTT 4141-C	41101
T	D5TZ 4A140-A	S 2812 1	E		46047	E		46827
T	D7HZ 4A140-A	15X 1328	T	B9TT 4141-A	A2 3200-A-573	E	COTT 4141-D	51632
T	D7HZ 4A140-B	S 2717 1	E	B9TT 4141-B	47948	T	D3TZ 4141-A	A2 3200-R-1110
E	D8HZ 4A140-A	9309	E	B9TT 4141-C	49010	T	D3TZ 4141-C	A95 3200-L-532
E	D8HZ 4A140-B	81855	E	B9TT 4141-D	28656	T	D3TZ 4141-D	MPS 2016
E	E0HZ 4A140-A	90069	E		47744	T	D3TZ 4141-E	MPS 2017
E	E1HZ 4A140-A	12063	E	COTT 4141-A	52159	T	D3TZ 4141-F	MPS 2018
E	E1HZ 4A140-B	102605	E		47942	T	D3TZ 4141-G	MPS 2714
T	E1HZ 4A140-C	15X 1438 S	E	COTT 4141-B	32800	T	D3TZ 4141-H	A2 3200-A-1093 S
T	E1HZ 4A140-D	15X 1558 S	E		45419	E	D4HZ 4141-A	98588
T	E1HZ 4A140-E	15X 1606	E		45418	E		85813
T	E3HZ 4A140-A	S 1812 1	E	COTT 4141-D	47747	E	D6HZ 4141-A	98593
S	E8TZ 4A140-A	42447	E	COTT 4141-E	50071	E	D6HZ 4141-B	98590
E	O1T 4141-M	19750	E		50069	T	D7HZ 4141-A	A2 3200-Y-1091 S
E		21193	T	C1TT 4141-A	A2 3800-F-566	T	D7HZ 4141-B	A2 3200-L-1234 S
E	7EQH 4141	27821	T	C1TT 4141-B	A2 3800-E-551	E	D8HZ 4141-A	88222
E		39400	T	C1TT 4141-C	A2 3200-H-606	T	D8HZ 4141-B	A2 3200-Y-1039 S
E	8Q 4141-A	32067	T	C1TT 4141-D	A2 3800-N-456	S	E0HZ 4141-A	GGAKL100 X
E	8QH 4141	29110	T	C1TT 4141-E	A53 3800-N-456	S	E0HZ 4141-B	MJAKL100 X
E		29109	E	C1TT 4141-F	52322	E	E0HZ 4141-C	109364
E	A8TZ 4141-A	38712	E		47950	E	E0HZ 4141-D	109365
E	B4T 4141-B	32549	T	C1TT 4141-G	B 3200-C-393	E	E0HZ 4141-E	98629
E		31915	E	C1TT 4141-H	46445	T	E1HZ 4141-A	A2 3200-R-616
E	B4T 4141-C	34537	E		49178	T	E1HZ 4141-B	A2 3200-N-1080
E		34513	T	C3TZ 4141-A	A2 3200-E-603	E	E2HZ 4141-A	99724
T	B5Y 4141-A	A2 3200-N-534	T	C3TZ 4141-B	A2 3800-F-604	S	E2HZ 4141-B	MJAKL101 X
E	B6Q 4141-A	41540	T	C3TZ 4141-D	A3 3800-J-582	S	E3HZ 4141-A	GGAKL102 X
E		41538	T	C3TZ 4141-E	A2 3800-H-554	T	E3HZ 4141-B	A2 3200-N-1314 S
E	B6Q 4141-B	32066	T	C3TZ 4141-K	A2 3200-R-538	T	E3HZ 4141-C	A2 3200-T-1346 S
E	B6QH 4141-A	39097	T	C3TZ 4141-L	A2 3800-J-556	T	E4HZ 4141-A	A2 3200-C-1433 S
E		38570	T	C3TZ 4141-M	A2 3200-C-393	T	E6HZ 4141-A	023226 2
E	B6QH 4141-B	30932	E	C4TZ 4141-A	53331	T	E6HZ 4141-B	024098 2
E		41534	E	C4TZ 4141-B	53335	S	E6HZ 4141-C	MJACS101 X
E		41533	T	C5TZ 4141-A	A2 3200-G-605	T	E7HZ 4141-A	A2 3200-F-1488 S
E		39398	T	C5TZ 4141-B	A2 3800-B-522	T	E7HZ 4141-B	A2 3200-H-1568 S
E		48707	E	C6TZ 4141-A	56737	T	E7HZ 4141-C	A2 3200-M-1547 S
E	B6QH 4141-C	49009	T	C7TZ 4141-A	A21 3200-R-538	T	E7HZ 4141-D	A2 3200-D-1616 S
E	B6QH 4141-D	37466	T		A21 3200-R-538	T	E7HZ 4141-E	A2 3200-R-1500 S
E		37465	E	C8TZ 4141-A	68022	T	E7HZ 4141-F	A2 3200-D-1564 S
E		68943	E		67820	T	E7HZ 4141-G	A2 3200-Z-1560 S
E	B6QH 4141-E	39727	E	C8TZ 4141-B	67759	T	E7HZ 4141-H	A2 3200-U-1399 S
E	B6QH 4141-F	42430	E		67757	T	E7HZ 4141-J	A2 3200-F-1566 S
E		42081	E	C8TZ 4141-C	67804	T	E8HZ 4141-A	A2 3200-C-1511 S
T	B6T 4141-A	A2 3800-L-532	E		67802	T	E8HZ 4141-B	A2 3200-C-1381 S
T		A2 3200-L-532	E	C8TZ 4141-D	67856	T	E9HZ 4141-A	A2 3200-L-1676 S
T	B6T 4141-B	A2 3200-A-547	E		67854	T	E9HZ 4141-B	A2 3200-T-1658 S
T	B6T 4141-C	A2 3200-E-395	E	C8TZ 4141-E	68379	T	E9HZ 4141-C	A2 3200-V-1660 S
T	B7TZ 4141-A	MPS 2263	E		68377	T	TDAA 4141-A	A2 3200-P-484
E	B8QH 4141-B	36741	E	C8TZ 4141-F	67911	E	TVAA 4141-A	35026
E		36727	E		67909	E		35025
T	B8QH 4141-C	A2 3800-K-453	E	C8TZ 4141-G	74036	E		69013

**1980/
FORD TRUCK PARTS**

FORD TO MANUFACTURERS' PART NUMBERS

C O D E	FORD PART NUMBER	VENDOR PART NUMBER	C O D E	FORD PART NUMBER	VENDOR PART NUMBER	C O D E	FORD PART NUMBER	VENDOR PART NUMBER
T	C3TZ 4A141-A	1846-Q-225	T	E7HZ 4146-A	42X 1076 S	T	C3TZ 4A154-A	1227-U-151
E	B7TZ 4A142-A	90208	T	C1TZ 4A146-A	S 2712	T	B8QH 4155-A	3987-G-579
E	C1TZ 4A142-A	42364	T	C3TZ 4A146-A	S 2716 D	T		A 3897-G-579
T	C3TZ 4A142-A	N 214 1	T		S 2716 1	T	C3TZ 4A155-A	S 22217 1
T	D7HZ 4A142-A	088001 9	T	D3TZ 4A146-A	S 2718 1	T		S 21217 1
T		N 18 1	T	D5TZ 4A146-A	S 2712 1	T	C3TZ 4A155-B	SN 613
T	D8HZ 4A142-A	N 110 1	E	7EQH 4147	43270	T	D7HZ 4A155-A	SN 613 1
T	D8HZ 4A142-B	N 410 1	E		27836	E	B6QH 4156-A	37746
T	E6HZ 4A142-A	088144 9	E	81T 4147-M	43268	E	8T 4157-M	22308
E	7EQH 4143	13377	E	81T 4147-MA1	10572	E	1T 4159-A	33591
E	81T 4143-M	90186	E	8Q 4147-A	43269	E	81T 4159-M	15276
E		41X 33	E	B8QH 4147-A	43271	E	8QH 4159-A	16198
E	A7TZ 4143-A	27883	T	D7HZ 4147-A	1229-F-1514 S	E	8QH 4159-B	33594
E		27833	T	D7HZ 4147-B	1229-B-1666	E	B6QH 4159-A	37665
E	A8TZ 4143-A	14949	S	E0HZ 4147-A	GGAS102	E	B8QH 4159-A	21612
E	A8TZ 4143-B	11149	S	E0HZ 4147-B	MJAS102	E	C1TT 4159-A	46752
E	A8TZ 4143-C	10602	T	D1HZ 4A147-A	1229-K-1597	E	C1TT 4159-B	46905
E	B4T 4143-A	34786	T	D7HZ 4A147-A	1229-E-1513	E	C1TT 4159-C	47352
T	B5Y 4143-A	1220-L-38	T		009434 0	E	C4TZ 4159-A	46777
E	B6TZ 4143-A	37745	T	D8HZ 4A147-A	1229-C-1017 S	E	C5TZ 4159-A	65304
E	B8QH 4143-A	45448	T	E8HZ 4A147-A	MWA 516	E	C8TZ 4159-A	67814
E	B8TZ 4143-A	39282	S	E0HZ 4B147-A	MJAHN101	E	C8TZ 4159-B	67827
E	B9TZ 4143-A	78926	S	E4HZ 4B147-A	070HN167	E	C8TZ 4159-C	67857
E		47746	E		119857	E	D8HZ 4159-A	82440
E	C1TT 4143-A	46773	T	E7HZ 4K147-A	42X 1078 S	E	TVAA 4159-A	33791
T	C2TZ 4143-A	1199-R-2176	T	C3TZ 4A148-A	1229-A-1613	E	TWAA 4159-A	38412
T	C3TZ 4143-A	1220-H-34	E	2Q 4149-A	32328	E	81T 4160-M	15277
T	C3TZ 4143-F	1820-X-50	E	59T 4149-M	25397	E	81T 4161-M	15278
E	C4TZ 4143-A	39534	E	7EQH 4149	27897	E	8QH 4161	16201
T	D7HZ 4143-A	1199-M-2457	E	8Q 4149-A	26037	E	81T 4165-M	17401
S	E0HZ 4143-A	MJAHR102	E	8QH 4149-M	32612	E	B6QH 4166-A	35020
T	E6HZ 4143-A	085130 2	T	B8QH 4149-A	2843-S-149	E	TVAA 4166-A	35027
T	E7HZ 4143-A	1220-K-89 S	E	B9TT 4149-A	47399	T	C3TZ 4A166-A	1246-M-351
T	E7HZ 4143-B	43X 1010 S	E	COTT 4149-A	41103	E	B6QH 4167-A	35021
T	E7HZ 4143-C	2297-C-5151 S	S	E0HZ 4149-A	MJAKT101 X	E	TVAA 4167-A	13217
T	E7HZ 4143-D	1246-P-1134 S	S	E2HZ 4149-A	MJASS102	E	7EQH 4168	12957
T	TDAA 4143-A	1820-R-44	E	E3HZ 4149-A	113800	E		12951
T	TFBP 4143-A	1830-T-46	E	E3HZ 4149-B	113801	E	8T 4168	12659
E	TVAA 4143-A	34997	T	E6HZ 4149-A	038096 2	E	A8TZ 4168-A	75307
E	TWAA 4143-A	14275	T	E7HZ 4149-A	KIT 2361	E	B9TZ 4168-A	65351
E	D8HZ 4A143-A	11167	T	C3TZ 4A149-A	1246-Y-389	E	C4TZ 4168-A	7861
E	7EQH 4144	27829	T	E6HZ 4N149-A	110058 0	E	D2HZ 4168-A	38599
E	81T 4144-M	9778	E	59T 4150-M	30701	E	TVAA 4168-A	19196
T	C3TZ 4A144-A	S 255 D	E	7EQH 4150	30340	E	8QH 4189	29461
T	D3HZ 4A144-A	15X 1315	T	B8QH 4150-A	2208-M-429	T	B3TZ 4189-A	15X 1026
E	7EQH 4145	27828	T		2808-M-459	E	B8QH 4189-A	39490
E	81T 4145-M	10153	T	B8QH 4150-B	2808-Z-728	T	C1TT 4189-A	10X 382
T	C3TA 4A145-B	S 11015 1	T	C3TZ 4A150-A	K 2524	T		10X 134
T	C3TA 4A145-C	S 1912 1	T	C3TZ 4A151-B	1229-X-1402	T	C1TZ 4189-A	15X 1025
T	C3TZ 4A145-A	S 266 1	T	C3TZ 4A151-C	1229-R-1422	T	C3TA 4189-A	15X 795
T		S 166 1	T	C3TZ 4A151-D	1229-W-1401	T	C3TZ 4189-B	15X 797
T	D8HZ 4A145-A	S 2711 1	E	81T 4152-M	17443	T	C3TZ 4189-C	10X 495
E	E0HZ 4A145-A	9109	E	8T 4152-M	17447	T	C3TZ 4189-D	15X 884
E	8QH 4146	32730	T	C3TZ 4A153-A	3X 296	T	D3HZ 4189-A	15X 1167
T	C5TZ 4146-A	1246-W-309	E	7EQH 4154	12469	T	E7HZ 4189-A	41X 1150 S
E	D8HZ 4146-A	83481	E	81T 4154-M	10608	T	E7HZ 4189-B	41X 1155 S
E	D8HZ 4146-B	83482	E	8Q 4154-A	14938	T	E8HZ 4189-A	41X 1020 S
T	E6HZ 4146-A	009713 6	E	B8QH 4154-A	21603	T	TDAA 4189-A	10X 383

1980/ FORD TRUCK PARTS

CROSS REFERENCE LIST 225

FORD TO MANUFACTURERS' PART NUMBERS

C O D E	FORD PART NUMBER	VENDOR PART NUMBER	C O D E	FORD PART NUMBER	VENDOR PART NUMBER	C O D E	FORD PART NUMBER	VENDOR PART NUMBER
E	C3TZ	4A190-A	47629	E				
E	C8TZ	4A190-A	73497	E	B8Q	4200-C		39843
E	C3TZ	4A191-A	47630	E				45933
E	C8TZ	4A191-A	73494	E				49533
S	1M	4192	18433	E	B8Q	4200-D		49532
E	C3TZ	4A192-A	47631	E	B8QH	4200-A		42109
E	C8TZ	4A192-A	73495	E	B8QH	4200-AA		37913
T	D8HZ	4A192-A	N 68 1	E	B8QH	4200-B		41848
E	E1HZ	4A192-A	102616	E	B8QH	4200-BB		42952
T	E3HZ	4A192-A	13X 15 S	E				48517
E	8QH	4194	10906	T	B8QH	4200-C		A49 3800-H-476 703
T	C3TZ	4194-A	2297-X-804	T				A31 3800-H-476 703
T	TDAA	4194-B	2297-Q-563	T				A31 3800-H-475 703
E	B6TZ	4A195-A	60608	E	B8QH	4200-CC		42107
E	B6TZ	4A195-B	62040	T	B8QH	4200-D		B34 3800-K-453 709
E	B8TZ	4A195-A	60609	E	B8QH	4200-DD		39100
E	B8TZ	4A195-B	62041	E				59817
E	D5HZ	4A195-A	98089	E				47321
E	D5HZ	4A195-B	95371	E	B8QH	4200-E		44775
E	D6HZ	4A195-A	118136	E				45774
E	C3TZ	4A196-A	49973	E				53251
E	C8TZ	4A196-A	73491	E	B8QH	4200-EE		44485
E	E3HZ	4A196-A	84390	E	B8QH	4200-F		45776
E	E4HZ	4A196-A	113727	E				45775
E	C3TZ	4A197-A	47652	E				53253
E	C8TZ	4A197-A	73453	E	B8QH	4200-H		42954
E	D8HZ	4A197-A	90419	E				48519
E	C3TZ	4A198-A	42569	E	B8QH	4200-J		44487
E	C8TZ	4A198-A	73489	E	B8QH	4200-M		46149
E			88053	E				39338
T	E8HZ	4K198-A	41X 1024 S	E	B8QH	4200-N		37744
E	C3TZ	4A199-A	48932	E				46150
E	2Q	4200-A	47899	T	B8QH	4200-P		B21 3800-K-453 642
E			37029	E	B8QH	4200-Q		37914
E			31941	E	B8QH	4200-R		37915
E	8Q	4200-A	35218	E	B8QH	4200-S		42108
E	B6Q	4200-A	36924	E				40316
E	B6Q	4200-B	41566	E	B8QH	4200-T		44486
E	B6QH	4200-A	41449	E	B8QH	4200-U		42953
E	B6QH	4200-B	41450	E				48518
E	B6QH	4200-C	47324	E	B8QH	4200-V		39101
E			59820	E				59819
E			46574	E				47323
E			39749	E	B8QH	4200-W		41336
E	B6QH	4200-D	44195	E	B8QH	4200-X		37484
E	B6QH	4200-E	40434	E				37481
E			60018	E	B8QH	4200-Y		37480
E			46509	E	B8QH	4200-Z		37916
E	B6QH	4200-F	42451	E	B8T	4200-A		46060
E			60019	E				49275
E			46510	E				72419
E	B6T	4200-A	39983	E	B8T	4200-B		46061
E			33983	E				49276
E			33693	E				72420
E	B6T	4200-B	39982	E	B8T	4200-C		46059
E	B8Q	4200-A	65376	E				49615
E			39842	E	B8T	4200-D		46058
E	B8Q	4200-B	65377	E				49614
				T	B8T	4200-E		A8 3200-L-532 680
T	B9T	4200-A						
T	B9T	4200-B						
T	B9T	4200-C						
T								
T								
T	B9TT	4200-A						
E	B9TT	4200-AC						
E	B9TT	4200-AD						
E								
E	B9TT	4200-AE						
E								
E	B9TT	4200-AF						
E	B9TT	4200-AG						
E	B9TT	4200-AH						
E								
T	B9TT	4200-B						
T	B9TT	4200-C						
E	B9TT	4200-D						
E	B9TT	4200-E						
E	B9TT	4200-F						
E								
E	B9TT	4200-G						
E								
E	B9TT	4200-H						
E	B9TT	4200-J						
E								
E	B9TT	4200-K						
E	B9TT	4200-M						
E	B9TT	4200-N						
E	B9TT	4200-R						
E								
E								
E	B9TT	4200-S						
E								
E	B9TT	4200-T						
E								
E	B9TT	4200-U						
E								
E	B9TT	4200-V						
E								
E	B9TT	4200-Y						
E								
T	B9TZ	4200-A						
T	B9TZ	4200-B						
T	B9TZ	4200-C						
T	COTT	4200-A						
T	COTT	4200-B						
T	COTZ	4200-A						
T	C1TT	4200-A						
T								
T								
T	C1TT	4200-AA						
T	C1TT	4200-AB						
T	C1TT	4200-AC						
T								
T	C1TT	4200-AD						
T	C1TT	4200-AE						
T	C1TT	4200-AF						

**1980/
FORD TRUCK PARTS**

FORD TO MANUFACTURERS' PART NUMBERS

C O D E	FORD PART NUMBER	VENDOR PART NUMBER	C O D E	FORD PART NUMBER	VENDOR PART NUMBER	C O D E	FORD PART NUMBER	VENDOR PART NUMBER
T	C1TT 4200-AG	B1 3800-E-551 546	T	C1TT 4200-CN	B28 3200-C-393 683	E	C1TT 4200-ET	54295
T	C1TT 4200-AH	B1 3800-E-551 462	T	C1TT 4200-CR	B28 3200-C-393 780	E	C1TT 4200-EU	54296
T	C1TT 4200-AJ	B2 3800-E-551 721	T	C1TT 4200-CS	B28 3200-C-393 860	E	C1TT 4200-EV	59802
T	C1TT 4200-AK	B10 3800-E-551 499	T	C1TT 4200-CT	B54 3200-C-393 463	E		49157
T	C1TT 4200-AL	B9 3800-E-551 499	T	C1TT 4200-CU	B29 3200-C-393 529	E	C1TT 4200-EY	59800
T	C1TT 4200-AM	E90 3800-N-456 441	T	C1TT 4200-CV	B29 3200-C-393 583	E		54833
T	C1TT 4200-AN	E88 3800-N-456 441	T	C1TT 4200-CY	B29 3200-C-393 683	E	C1TT 4200-EZ	59801
T	C1TT 4200-AR	E89 3800-N-456 554	T	C1TT 4200-CZ	B55 3200-C-393 463	E		54834
T	C1TT 4200-AS	E91 3800-N-456 489	T	C1TT 4200-D	A71 3800-T-566 492	T	C1TT 4200-F	A73 3800-T-566 563
T	C1TT 4200-AT	E89 3800-N-456 619	E	C1TT 4200-DA	61748	T	C1TT 4200-G	A74 3800-T-566 492
T	C1TT 4200-AU	E92 3800-N-456 554	E		50120	T	C1TT 4200-H	A75 3800-T-566 733
T	C1TT 4200-AV	E93 3800-N-456 642	E	C1TT 4200-DB	61747	T	C1TT 4200-J	A69 3800-T-566 721
T	C1TT 4200-AY	E89 3800-N-456 677	E		50119	T	C1TT 4200-K	A90 3800-E-551 462
T	C1TT 4200-AZ	E97 3800-N-456 477	E	C1TT 4200-DC	61292	T	C1TT 4200-L	A91 3800-E-551 527
E	C1TT 4200-B	41565	E		48488	T	C1TT 4200-M	A92 3800-E-551 499
T	C1TT 4200-BA	E94 3800-N-456 709	E	C1TT 4200-DD	53760	T	C1TT 4200-N	B6 3800-E-551 610
T	C1TT 4200-BB	E98 3800-N-456 441	E		61290	T	C1TT 4200-R	B8 3800-E-551 691
T	C1TT 4200-BC	E99 3800-N-456 554	E	C1TT 4200-DE	49758	T	C1TT 4200-S	A14 3200-H-606 411
T	C1TT 4200-BE	F 3800-N-456 677	E	C1TT 4200-DF	44837	T	C1TT 4200-T	A14 3200-H-606 433
T	C1TT 4200-BF	F 3800-N-456 477	E	C1TT 4200-DG	49757	T	C1TT 4200-U	A14 3200-H-606 463
T	C1TT 4200-BG	A6 3200-H-606 411	E	C1TT 4200-DH	49751	T	C1TT 4200-V	A13 3200-H-606 528
T	C1TT 4200-BH	A6 3200-H-606 433	E	C1TT 4200-DI	49750	T	C1TT 4200-Y	A13 3200-H-606 557
T	C1TT 4200-BJ	A6 3200-H-606 463	E	C1TT 4200-DJ	49756	T	C1TT 4200-Z	A13 3200-H-606 614
T	C1TT 4200-BK	A5 3200-H-606 528	E	C1TT 4200-DL	60441	E	C1TZ 4200-A	53823
T	C1TT 4200-BL	A5 3200-H-606 557	E		49552	E		68211
T	C1TT 4200-BM	A5 3200-H-606 614	T	C1TT 4200-DM	B29 3200-C-393 860	E	C1TZ 4200-B	68212
T	C1TT 4200-BN	A5 3200-H-606 683	T	C1TT 4200-DN	B29 3200-C-393 780	E	C1TZ 4200-C	69998
T	C1TT 4200-BR	A33 3800-H-476 638	T	C1TT 4200-DR	A16 3200-A-547 720	E	C1TZ 4200-D	69999
T	C1TT 4200-BS	A33 3800-H-476 703	T	C1TT 4200-DS	A16 3200-A-547 680	E	C2TZ 4200-A	42105
T	C1TT 4200-BT	A33 3800-H-476 779	T	C1TT 4200-DT	A16 3200-A-547 620	T	C3TA 4200-A	A10 3200-E-603 433
E	C1TT 4200-BU	53393	E	C1TT 4200-DU	53823	T	C3TA 4200-AA	A91 3800-H-554 754
E		66286	E	C1TT 4200-DV	52319	T	C3TA 4200-AB	A10 3200-E-603 614
E	C1TT 4200-BV	53394	T	C1TT 4200-DY	A88 3800-T-566 563	T	C3TA 4200-AC	A11 3200-E-603 614
E		66287	T		A88 3200-T-566 563	T	C3TA 4200-AD	A39 3800-F-604 807
E	C1TT 4200-BY	53397	T	C1TT 4200-DZ	A89 3800-T-566 727	T	C3TA 4200-AE	B72 3200-T-566 604
E		66074	T		A89 3200-T-566 727	T	C3TA 4200-AF	B73 3800-T-566 600
E	C1TT 4200-BZ	53398	T	C1TT 4200-E	A72 3800-T-566 639	T	C3TA 4200-AG	F55 3800-N-456 709
E		66075	T	C1TT 4200-EA	A90 3800-T-566 639	T	C3TA 4200-AH	F54 3800-N-456 642
T	C1TT 4200-C	A70 3800-T-566 643	T		A90 3800-T-566 639	T	C3TA 4200-AJ	F53 3800-N-456 554
T		A7 3800-T-566 643	T	C1TT 4200-EB	A91 3800-T-566 492	T	C3TA 4200-AK	F52 3800-N-456 489
E	C1TT 4200-CA	53399	T		A91 3200-T-566 492	T	C3TA 4200-AL	F51 3800-N-456 441
E		66076	T	C1TT 4200-EC	A95 3800-T-566 733	T	C3TA 4200-AM	B83 3800-K-453 709
E	C1TT 4200-CB	53401	T	C1TT 4200-ED	A94 3800-T-566 492	T	C3TA 4200-AN	B84 3800-K-453 642
E		66078	T	C1TT 4200-EE	A93 3800-T-566 563	T	C3TA 4200-AR	B85 3800-K-453 554
E	C1TT 4200-CC	53402	T	C1TT 4200-EF	A92 3800-T-566 639	T	C3TA 4200-AS	A32 3800-H-476 591
E		66079	T	C1TT 4200-EG	A62 3200-R-538 720	T	C3TA 4200-AT	A34 3800-H-476 591
E	C1TT 4200-CD	53249	E		44386	E	C3TA 4200-AU	45312
E	C1TT 4200-CE	53250	E	C1TT 4200-EJ	44387	T	C3TA 4200-AV	F34 3800-N-456 441
E	C1TT 4200-CF	53251	E	C1TT 4200-EK	44388	T	C3TA 4200-AY	F36 3800-N-456 477
E	C1TT 4200-CG	52353	E	C1TT 4200-EL	60025	T	C3TA 4200-AZ	F35 3800-N-456 554
E	C1TT 4200-CH	53254	E		60625	T	C3TA 4200-B	A10 3200-E-603 463
E	C1TT 4200-CJ	61743	E		46573	T	C3TA 4200-BA	F85 3800-N-456 626
E		40115	E	C1TT 4200-EM	60026	T	C3TA 4200-BB	F91 3800-N-456 709
E		50115	E		60626	T	C3TA 4200-BC	F37 3800-N-456 441
E	C1TT 4200-CK	61742	E		46574	T	C3TA 4200-BD	F39 3800-N-456 477
E		50114	E	C1TT 4200-EN	54591	T	C3TA 4200-BE	F38 3800-N-456 554
T	C1TT 4200-CL	B28 3200-C-393 529	E	C1TT 4200-ER	54597	T	C3TA 4200-BF	F88 3800-N-456 626
T	C1TT 4200-CM	B28 3200-C-393 583	E	C1TT 4200-ES	54602	T	C3TA 4200-BG	F87 3800-N-456 709

1980/ FORD TRUCK PARTS

CROSS REFERENCE LIST 227

FORD TO MANUFACTURERS' PART NUMBERS								
C O D E	FORD PART NUMBER	VENDOR PART NUMBER	C O D E	FORD PART NUMBER	VENDOR PART NUMBER	C O D E	FORD PART NUMBER	VENDOR PART NUMBER
E	C3TA 4200-BH	57352	T	C3TA 4200-DR	B98 3800-T-566 492	E	C4TA 4200-AG	64090
E		66080	T	C3TA 4200-DS	B99 3800-T-566 604	E	C4TA 4200-AH	64091
E	C3TA 4200-BJ	58372	E	C3TA 4200-DT	54293	E	C4TA 4200-AJ	64092
E	C3TA 4200-BK	58373	E	C3TA 4200-DU	54292	E	C4TA 4200-AK	64095
E	C3TA 4200-BL	58374	E	C3TA 4200-DV	54294	E	C4TA 4200-AL	64096
E	C3TA 4200-BM	58376	E	C3TA 4200-DY	46148	E	C4TA 4200-AM	64097
E	C3TA 4200-BN	58377	T	C3TA 4200-DZ	A5 3800-J-582 900	E	C4TA 4200-AN	64098
E	C3TA 4200-BR	58378	T	C3TA 4200-E	A11 3200-E-603 463	E	C4TA 4200-AR	64099
E	C3TA 4200-BS	51127	E	C3TA 4200-EA	56135	E	C4TA 4200-AS	64087
E		65994	E	C3TA 4200-EB	56136	T	C4TA 4200-AV	B54 3200-C-393 444
E	C3TA 4200-BT	51128	T	C3TA 4200-EC	C19 3200-C-393 463	T	C4TA 4200-AY	B54 3200-C-393 411
E		65995	T	C3TA 4200-ED	C20 3200-C-393 463	T	C4TA 4200-AZ	C20 3200-C-393 444
E	C3TA 4200-BU	51129	T	C3TA 4200-EE	A89 3800-H-554 831	E	C4TA 4200-B	53377
E		65996	T	C3TA 4200-EF	A91 3800-H-554 831	T	C4TA 4200-BA	C20 3200-C-393 411
E	C3TA 4200-BV	51130	T	C3TA 4200-EG	A39 3800-F-604 903	T	C4TA 4200-BB	B55 3200-C-393 444
E		65997	T	C3TA 4200-EH	A39 3800-F-604 1016	T	C4TA 4200-BC	B55 3200-C-393 411
E	C3TA 4200-BY	51131	T	C3TA 4200-EJ	C16 3200-C-393 529	T	C4TA 4200-BD	C19 3200-C-393 444
E		65998	T	C3TA 4200-EK	C16 3200-C-393 583	T	C4TA 4200-BE	C19 3200-C-393 411
E	C3TA 4200-BZ	51132	T	C3TA 4200-EL	C16 3200-C-393 683	E	C4TA 4200-BF	44382
E		65999	T	C3TA 4200-EM	C16 3200-C-393 780	E	C4TA 4200-C	53373
T	C3TA 4200-C	A10 3200-E-603 529	T	C3TA 4200-EN	C16 3200-C-393 860	E	C4TA 4200-F	53374
E	C3TA 4200-CA	53392	T	C3TA 4200-ER	C18 3200-C-393 529	E	C4TA 4200-G	53375
E		66285	T	C3TA 4200-ES	C18 3200-C-393 583	E	C4TA 4200-H	57696
E	C3TA 4200-CB	55996	T	C3TA 4200-ET	C18 3200-C-393 683	E	C4TA 4200-J	55981
E		66284	T	C3TA 4200-EU	C18 3200-C-393 780	E	C4TA 4200-K	55982
E	C3TA 4200-CC	59909	T	C3TA 4200-EV	C18 3200-C-393 860	E	C4TA 4200-L	55983
E	C3TA 4200-CD	59910	E	C3TA 4200-EY	44379	E	C4TA 4200-M	55984
E	C3TA 4200-CE	59911	E	C3TA 4200-EZ	44380	E	C4TA 4200-N	55985
E	C3TA 4200-CF	59912	T	C3TA 4200-F	A11 3200-E-603 529	E	C4TA 4200-R	55986
E	C3TA 4200-CG	59913	E	C3TA 4200-FA	44381	E	C4TA 4200-S	60584
E	C3TA 4200-CH	59914	E	C3TA 4200-FB	57534	E	C4TA 4200-T	57701
E	C3TA 4200-CJ	59915	E	C3TA 4200-FC	60875	E	C4TA 4200-U	57700
E	C3TA 4200-CK	59916	E	C3TA 4200-FD	60876	E	C4TA 4200-V	57699
E	C3TA 4200-CL	61309	E	C3TA 4200-FE	60877	E	C4TA 4200-Y	57698
E	C3TA 4200-CM	61310	T	C3TA 4200-G	A12 3200-E-603 411	E	C4TA 4200-Z	57697
E	C3TA 4200-CN	61311	T	C3TA 4200-H	A13 3200-E-603 411	E	C4TZ 4200-E	53372
E	C3TA 4200-CR	61312	T		A11 3200-E-603 411	T	C5TA 4200-Z	D22 3800-B-522 639
E	C3TA 4200-CS	61313	T	C3TA 4200-K	A5 3800-J-582 798	T	C5TZ 4200-A	A31 3200-G-605 529
E	C3TA 4200-CT	61342	E	C3TA 4200-L	49759	T	C5TZ 4200-AA	D25 3800-B-522 563
E	C3TA 4200-CU	61343	E	C3TA 4200-M	58318	T	C5TZ 4200-AB	D26 3800-B-522 492
E	C3TA 4200-CV	61344	E		61291	T	C5TZ 4200-AC	D27 3800-B-522 563
E		61341	E	C3TA 4200-N	58648	T	C5TZ 4200-AD	D28 3800-B-522 600
E	C3TA 4200-CY	61345	E	C3TA 4200-R	58647	T	C5TZ 4200-AE	A62 3200-R-538 582
E	C3TA 4200-CZ	61346	E	C3TA 4200-S	58646	E	C5TZ 4200-AF	50875
T	C3TA 4200-D	A11 3200-E-603 433	E	C3TA 4200-T	50735	E	C5TZ 4200-AG	54600
E	C3TA 4200-DA	61347	E	C3TA 4200-U	60017	E	C5TZ 4200-AH	41564
E	C3TA 4200-DB	61348	E		46508	T	C5TZ 4200-AJ	A62 3200-R-538 680
E	C3TA 4200-DC	61360	E	C3TA 4200-V	59825	T	C5TZ 4200-AK	A31 3200-G-605 487
E	C3TA 4200-DD	61361	E		47327	T	C5TZ 4200-AL	A32 3200-G-605 487
E	C3TA 4200-DE	58650	E	C3TA 4200-Y	59818	T	C5TZ 4200-AM	A31 3200-G-605 683
T	C3TA 4200-DF	B87 3800-T-566 639	E		47322	T	C5TZ 4200-AN	A32 3200-G-605 683
T	C3TA 4200-DG	B88 3800-T-566 563	E	C4TA 4200-A	53376	E	C5TZ 4200-AP	58651
T	C3TA 4200-DH	B89 3800-T-566 492	E	C4TA 4200-AA	60585	E	C5TZ 4200-AR	58649
T	C3TA 4200-DJ	B90 3800-T-566 733	E	C4TA 4200-AB	60586	E	C5TZ 4200-AS	53400
T	C3TA 4200-DK	B91 3800-T-566 600	E	C4TA 4200-AC	60587	E		66077
T	C3TA 4200-DL	B95 3800-T-566 563	E	C4TA 4200-AD	60588	E	C5TZ 4200-AT	58370
T	C3TA 4200-DM	B96 3800-T-566 727	E	C4TA 4200-AE	64088	E	C5TZ 4200-AU	58371
T	C3TA 4200-DN	B97 3800-T-566 639	E	C4TA 4200-AF	64089	E	C5TZ 4200-AV	58375

**1980/
FORD TRUCK PARTS**

FORD TO MANUFACTURERS' PART NUMBERS

C O D E	FORD PART NUMBER	VENDOR PART NUMBER	C O D E	FORD PART NUMBER	VENDOR PART NUMBER	C O D E	FORD PART NUMBER	VENDOR PART NUMBER
E	C5TZ 4200-AW	59803	E	C6TZ 4200-AH	68786	T	C6TZ 4200-DB	E12 3800-E-551 462
E		47326	E	C6TZ 4200-AJ	61273	E	C6TZ 4200-DD	54017
E		49158	E	C6TZ 4200-AK	64509	E	C6TZ 4200-DE	54016
E	C5TZ 4200-AY	61658	E	C6TZ 4200-AL	71537	E	C6TZ 4200-DF	54018
E	C5TZ 4200-AZ	62820	E	C6TZ 4200-AM	71779	E	C6TZ 4200-DG	54019
T	C5TZ 4200-B	A31 3200-G-605 463	E	C6TZ 4200-AN	71778	E	C6TZ 4200-DH	54020
E	C5TZ 4200-BA	62821	E	C6TZ 4200-AP	71582	E	C6TZ 4200-DJ	54015
E	C5TZ 4200-BB	62822	E	C6TZ 4200-AR	71547	E	C6TZ 4200-DK	60402
E	C5TZ 4200-BC	62823	E	C6TZ 4200-AS	71581	E	C6TZ 4200-DL	60403
E	C5TZ 4200-BD	62824	E	C6TZ 4200-AT	71546	E	C6TZ 4200-DM	60400
E	C5TZ 4200-BE	62825	E	C6TZ 4200-AU	71544	E	C6TZ 4200-DN	60401
E	C5TZ 4200-BF	62757	E	C6TZ 4200-AV	71545	E	C6TZ 4200-DR	60399
E	C5TZ 4200-BG	62758	E	C6TZ 4200-AW	71532	E	C6TZ 4200-DT	73754
E	C5TZ 4200-BH	62759	E	C6TZ 4200-AY	71531	E	C6TZ 4200-DU	73753
E	C5TZ 4200-BJ	62760	E	C6TZ 4200-AZ	71533	E	C6TZ 4200-DV	73756
E	C5TZ 4200-BK	62761	E	C6TZ 4200-B	65751	E	C6TZ 4200-DW	73751
E	C5TZ 4200-BL	62762	E	C6TZ 4200-BA	71535	E	C6TZ 4200-DY	73758
E	C5TZ 4200-BM	62763	E	C6TZ 4200-BB	71536	E	C6TZ 4200-DZ	73752
E	C5TZ 4200-BN	62764	E	C6TZ 4200-BC	71538	E	C6TZ 4200-EA	73755
E	C5TZ 4200-BP	44379	E	C6TZ 4200-BD	71371	E	C6TZ 4200-EB	73757
E	C5TZ 4200-BR	44380	E	C6TZ 4200-BE	71372	E	C6TZ 4200-EC	73750
E	C5TZ 4200-BS	60877	E	C6TZ 4200-BF	71373	E	C6TZ 4200-ED	73598
E	C5TZ 4200-BT	44381	E	C6TZ 4200-BG	71374	E	C6TZ 4200-EE	73763
E	C5TZ 4200-BU	60875	E	C6TZ 4200-BH	71376	E	C6TZ 4200-EF	73761
E	C5TZ 4200-BV	60876	E	C6TZ 4200-BJ	71377	E	C6TZ 4200-EG	73765
E	C5TZ 4200-BY	44382	E	C6TZ 4200-BK	71378	E	C6TZ 4200-EH	73762
T	C5TZ 4200-C	A31 3200-G-605 433	E	C6TZ 4200-BL	71379	E	C6TZ 4200-EJ	73764
E	C5TZ 4200-CA	65991	E	C6TZ 4200-BM	71380	E	C6TZ 4200-EK	73766
E	C5TZ 4200-CB	66005	E	C6TZ 4200-BN	71603	E	C6TZ 4200-EL	60398
E	C5TZ 4200-CC	65989	E	C6TZ 4200-BP	71607	E	C6TZ 4200-EM	73597
E	C5TZ 4200-CD	66003	E	C6TZ 4200-BR	71605	T	C6TZ 4200-F	A52 3200-G-605 411
E	C5TZ 4200-CE	65749	E	C6TZ 4200-BS	71602	T	C6TZ 4200-FA	A64 3200-G-605 411
T	C5TZ 4200-D	A31 3200-G-605 614	E	C6TZ 4200-BT	71606	T	C6TZ 4200-FB	D24 3200-C-393 860
T	C5TZ 4200-E	A32 3200-G-605 529	E	C6TZ 4200-BU	71608	T	C6TZ 4200-FC	D24 3200-C-393 780
T	C5TZ 4200-F	A32 3200-G-605 463	E	C6TZ 4200-C	65752	T	C6TZ 4200-FD	D24 3200-C-393 683
T	C5TZ 4200-G	A32 3200-G-605 433	E	C6TZ 4200-CA	72042	T	C6TZ 4200-FE	D24 3200-C-393 583
T	C5TZ 4200-H	A32 3200-G-605 614	E	C6TZ 4200-CB	71521	T	C6TZ 4200-FF	D24 3200-C-393 529
T	C5TZ 4200-J	A33 3200-G-605 411	E	C6TZ 4200-CC	71522	T	C6TZ 4200-FG	D33 3200-C-393 463
T	C5TZ 4200-K	A34 3200-G-605 411	E	C6TZ 4200-CD	71523	T	C6TZ 4200-FH	D33 3200-C-393 444
T	C5TZ 4200-L	C71 3800-E-551 468	E	C6TZ 4200-CE	71524	T	C6TZ 4200-FJ	D33 3200-C-393 411
T	C5TZ 4200-M	C72 3800-E-551 534	E	C6TZ 4200-CF	71525	T	C6TZ 4200-FK	D33 3200-C-393 355
T	C5TZ 4200-N	C73 3800-E-551 506	E	C6TZ 4200-CG	71526	T	C6TZ 4200-FL	D32 3200-C-393 617
T	C5TZ 4200-P	C76 3800-E-551 618	E	C6TZ 4200-CH	59945	T	C6TZ 4200-FM	D32 3200-C-393 583
T	C5TZ 4200-R	C78 3800-E-551 701	E	C6TZ 4200-CJ	64682	T	C6TZ 4200-FN	D32 3200-C-393 529
T	C5TZ 4200-S	C8 3800-B-522 665	E	C6TZ 4200-CK	62961	T	C6TZ 4200-FP	D32 3200-C-393 488
T	C5TZ 4200-T	C14 3800-B-522 710	E	C6TZ 4200-CL	62962	T	C6TZ 4200-G	A71 3200-G-605 411
T	C5TZ 4200-U	C79 3800-B-522 639	E	C6TZ 4200-CM	62963	T	C6TZ 4200-GA	G61 3800-N-456 441
T	C5TZ 4200-V	C50 3800-B-522 665	E	C6TZ 4200-CN	62964	T	C6TZ 4200-GB	G62 3800-N-456 489
T	C5TZ 4200-W	C53 3800-B-522 600	T	C6TZ 4200-CP	A67 3200-G-605 433	T	C6TZ 4200-GC	E20 3800-E-551 468
T	C5TZ 4200-Y	C56 3800-B-522 710	T	C6TZ 4200-CR	A67 3200-G-605 463	T	C6TZ 4200-GD	E21 3800-E-551 506
E	C6TZ 4200-A	65750	T	C6TZ 4200-CS	A67 3200-G-605 488	T	C6TZ 4200-GE	D62 3800-B-522 492
E	C6TZ 4200-AA	64506	T	C6TZ 4200-CT	A67 3200-G-605 529	T	C6TZ 4200-GF	G64 3800-N-456 441
E	C6TZ 4200-AB	62583	T	C6TZ 4200-CU	A67 3200-G-605 586	T	C6TZ 4200-GG	G65 3800-N-456 477
E	C6TZ 4200-AC	61272	T	C6TZ 4200-CV	A67 3200-G-605 614	E	C6TZ 4200-GH	73778
E	C6TZ 4200-AD	64507	T	C6TZ 4200-CW	A73 3200-G-605 370	E	C6TZ 4200-GJ	73879
E	C6TZ 4200-AE	62584	T	C6TZ 4200-CY	A73 3200-G-605 411	E	C6TZ 4200-GK	73880
E	C6TZ 4200-AF	71961	E	C6TZ 4200-D	71578	E	C6TZ 4200-GL	73888
E	C6TZ 4200-AG	64508	T	C6TZ 4200-DA	E13 3800-E-551 499	E	C6TZ 4200-GM	73889

**1980/
FORD TRUCK PARTS**

FORD TO MANUFACTURERS' PART NUMBERS

C O D E	FORD		VENDOR		C O D E	FORD		VENDOR		C O D E	FORD		VENDOR	
	PART NUMBER	PART NUMBER	PART NUMBER	PART NUMBER		PART NUMBER	PART NUMBER	PART NUMBER	PART NUMBER		PART NUMBER	PART NUMBER	PART NUMBER	PART NUMBER
E	C6TZ	4200-GP	60988		E	C7TZ	4200-CB	73852		E	C7TZ	4200-EV	76697	
E	C6TZ	4200-GR	60989		T	C7TZ	4200-CC	A82 3200-G-605 370		E	C7TZ	4200-EY	76696	
E	C6TZ	4200-GS	60990		T	C7TZ	4200-CD	A82 3200-G-605 411		E	C7TZ	4200-EZ	76692	
T	C6TZ	4200-H	A53 3200-G-605 433		T	C7TZ	4200-CE	A81 3200-G-605 433		T	C7TZ	4200-F	D61 3800-B-522 563	
T	C6TZ	4200-J	A53 3200-G-605 463		T	C7TZ	4200-CF	A81 3200-G-605 463		E	C7TZ	4200-FA	76750	
T	C6TZ	4200-K	A53 3200-G-605 488		T	C7TZ	4200-CG	A81 3200-G-605 488		E	C7TZ	4200-FB	76751	
T	C6TZ	4200-L	A53 3200-G-605 529		T	C7TZ	4200-CH	A81 3200-G-605 529		E	C7TZ	4200-FC	76752	
T	C6TZ	4200-M	A53 3200-G-605 614		T	C7TZ	4200-CJ	E92 3200-C-393 355		E	C7TZ	4200-FD	76754	
T	C6TZ	4200-N	A53 3200-G-605 683		T	C7TZ	4200-CK	E92 3200-C-393 411		E	C7TZ	4200-FE	76695	
T	C6TZ	4200-P	A72 3200-G-605 433		T	C7TZ	4200-CL	E92 3200-C-393 444		E	C7TZ	4200-FF	76797	
T	C6TZ	4200-R	A72 3200-G-605 463		T	C7TZ	4200-CM	E92 3200-C-393 463		E	C7TZ	4200-FG	76802	
T	C6TZ	4200-S	A72 3200-G-605 488		T	C7TZ	4200-CN	E91 3200-C-393 488		E	C7TZ	4200-FH	76796	
T	C6TZ	4200-T	A72 3200-G-605 529		T	C7TZ	4200-CR	E91 3200-C-393 529		E	C7TZ	4200-FJ	76801	
T	C6TZ	4200-U	A72 3200-G-605 614		T	C7TZ	4200-CT	A87 3200-R-538 529		E	C7TZ	4200-FK	76806	
T	C6TZ	4200-V	A72 3200-G-605 683		T	C7TZ	4200-CU	A87 3200-R-538 583		E	C7TZ	4200-FL	76672	
E	C7TZ	4200-A	73554		T	C7TZ	4200-CV	A87 3200-R-538 617		E	C7TZ	4200-FM	76671	
T	C7TZ	4200-AA	E79 3200-C-393 355		T	C7TZ	4200-CW	A87 3200-R-538 680		E	C7TZ	4200-FN	76670	
T	C7TZ	4200-AB	E79 3200-C-393 411		T	C7TZ	4200-CY	A87 3200-R-538 720		E	C7TZ	4200-FR	76669	
T	C7TZ	4200-AC	E79 3200-C-393 444		T	C7TZ	4200-CZ	A87 3200-R-538 780		E	C7TZ	4200-FS	76667	
T	C7TZ	4200-AD	E79 3200-C-393 463		T	C7TZ	4200-DA	A27 3200-A-547 620		E	C7TZ	4200-FT	76679	
T	C7TZ	4200-AE	E78 3200-C-393 488		T	C7TZ	4200-DB	A27 3200-A-547 680		E	C7TZ	4200-FU	76680	
T			A78 3200-C-393 488		T	C7TZ	4200-DC	A27 3200-A-547 720		E	C7TZ	4200-FV	76675	
T	C7TZ	4200-AF	E78 3200-C-393 529		T	C7TZ	4200-DD	D33 3200-C-393 411		E	C7TZ	4200-FY	76676	
T			A78 3200-C-393 529		T	C7TZ	4200-DE	D32 3200-C-393 529		E	C7TZ	4200-FZ	76678	
T	C7TZ	4200-AG	E78 3200-C-393 583		E	C7TZ	4200-DF	75887		T	C7TZ	4200-G	C11 3800-B-522 600	
T			A78 3200-C-393 583		E	C7TZ	4200-DG	74826		E	C7TZ	4200-GA	76674	
T	C7TZ	4200-AH	E78 3200-C-393 617		E	C7TZ	4200-DH	73722		E	C7TZ	4200-GB	76683	
T			A78 3200-C-393 617		E	C7TZ	4200-DJ	73723		E	C7TZ	4200-GC	76684	
T	C7TZ	4200-AJ	E93 3200-C-393 488		E	C7TZ	4200-DK	73724		E	C7TZ	4200-GD	76685	
T	C7TZ	4200-AK	E93 3200-C-393 529		E	C7TZ	4200-DL	75889		E	C7TZ	4200-GE	76687	
T	C7TZ	4200-AL	E94 3200-C-393 355		E	C7TZ	4200-DM	75888		E	C7TZ	4200-GF	76688	
T	C7TZ	4200-AM	E94 3200-C-393 411		E	C7TZ	4200-DN	74345		E	C7TZ	4200-GG	76677	
T	C7TZ	4200-AN	E94 3200-C-393 444		E	C7TZ	4200-DP	75559		E	C7TZ	4200-GH	76698	
T	C7TZ	4200-AP	E94 3200-C-393 463		E	C7TZ	4200-DR	75561		E	C7TZ	4200-L	71534	
E	C7TZ	4200-B	60024		E	C7TZ	4200-DS	75563		E	C7TZ	4200-M	68032	
E	C7TZ	4200-BA	73681		E	C7TZ	4200-DT	75562		E	C7TZ	4200-N	67791	
E	C7TZ	4200-BB	73680		E	C7TZ	4200-DU	75560		E	C8TZ	4200-A	78441	
E	C7TZ	4200-BC	73679		E	C7TZ	4200-DV	75660		E	C8TZ	4200-AA	76885	
E	C7TZ	4200-BD	73682		E	C7TZ	4200-DY	75659		E	C8TZ	4200-AB	74486	
E	C7TZ	4200-BE	73683		E	C7TZ	4200-DZ	73770		E			103827	
E	C7TZ	4200-BF	73746		E	C7TZ	4200-E	71579		E	C8TZ	4200-AC	74487	
E	C7TZ	4200-BG	73745		E	C7TZ	4200-EA	73771		E			103828	
E	C7TZ	4200-BH	73744		E	C7TZ	4200-EB	73772		E	C8TZ	4200-AD	74896	
E	C7TZ	4200-BJ	73743		E	C7TZ	4200-EC	73773		E			103832	
E	C7TZ	4200-BK	73742		E	C7TZ	4200-ED	76859		E	C8TZ	4200-AE	78257	
E	C7TZ	4200-BL	73848		E	C7TZ	4200-EE	76858		E	C8TZ	4200-AF	77171	
E	C7TZ	4200-BM	73849		E	C7TZ	4200-EF	76857		E	C8TZ	4200-AG	74610	
E	C7TZ	4200-BN	73850		E	C7TZ	4200-EG	76865		E			103899	
E	C7TZ	4200-BP	73846		E	C7TZ	4200-EH	76856		E	C8TZ	4200-AH	74609	
E	C7TZ	4200-BR	73847		E	C7TZ	4200-EJ	76864		E			103898	
E	C7TZ	4200-BS	73741		E	C7TZ	4200-EK	76854		E	C8TZ	4200-AK	75157	
E	C7TZ	4200-BT	73740		E	C7TZ	4200-EL	76862		E			103892	
E	C7TZ	4200-BU	73687		E	C7TZ	4200-EM	76853		E	C8TZ	4200-AL	75163	
E	C7TZ	4200-BV	73688		E	C7TZ	4200-EN	76861		E			103904	
E	C7TZ	4200-BW	73689		E	C7TZ	4200-ER	76867		E	C8TZ	4200-AM	75158	
E	C7TZ	4200-BY	73690		E	C7TZ	4200-ES	76866		E			103893	
E	C7TZ	4200-C	71580		E	C7TZ	4200-ET	76694		E	C8TZ	4200-AN	75164	
E	C7TZ	4200-CA	73851		E	C7TZ	4200-EU	76693		E			103905	

**1980/
FORD TRUCK PARTS**

FORD TO MANUFACTURERS' PART NUMBERS

C O D E	FORD		VENDOR PART NUMBER	C O D E	FORD		VENDOR PART NUMBER	C O D E	FORD		VENDOR PART NUMBER
	PART NUMBER	PART NUMBER			PART NUMBER	PART NUMBER			PART NUMBER	PART NUMBER	
E	C8TZ	4200-AR	75159	E	C8TZ	4200-DG	72152	E	C8TZ	4200-FK	72475
E			103894	E	C8TZ	4200-DH	72153	E	C8TZ	4200-FL	72476
E	C8TZ	4200-AS	74611	E			82980	E	C8TZ	4200-FM	101764
E			103900	E	C8TZ	4200-DJ	72154	E			78028
E	C8TZ	4200-AT	75165	E	C8TZ	4200-DK	75907	E			101469
E			103906	E	C8TZ	4200-DL	76322	E	C8TZ	4200-FN	101765
T	C8TZ	4200-AU	F16 3200-C-393 411	E	C8TZ	4200-DM	76323	E			78029
T	C8TZ	4200-AV	F16 3200-C-393 444	E	C8TZ	4200-DN	76324	E			101470
T	C8TZ	4200-AY	F16 3200-C-393 463	E	C8TZ	4200-DR	76325	E	C8TZ	4200-FR	101766
T	C8TZ	4200-AZ	F15 3200-C-393 529	E	C8TZ	4200-DS	75908	E			78030
E	C8TZ	4200-B	78600	E	C8TZ	4200-DT	75909	E			101471
T	C8TZ	4200-BA	F15 3200-C-393 488	E	C8TZ	4200-DU	75910	E	C8TZ	4200-FS	69033
T	C8TZ	4200-BB	F15 3200-C-393 583	E	C8TZ	4200-DV	76337	E	C8TZ	4200-FT	72228
T	C8TZ	4200-BC	F15 3200-C-393 617	E			101252	E	C8TZ	4200-FU	72229
T	C8TZ	4200-BD	F15 3200-C-393 683	E	C8TZ	4200-DY	76338	E	C8TZ	4200-FV	72230
T	C8TZ	4200-BE	F15 3200-C-393 780	E			120667	E			83225
T	C8TZ	4200-BF	F15 3200-C-393 860	E			101253	E	C8TZ	4200-FY	72231
T	C8TZ	4200-BG	F14 3200-C-393 355	E	C8TZ	4200-DZ	76339	E			83226
T	C8TZ	4200-BH	F14 3200-C-393 411	E			101254	E	C8TZ	4200-FZ	72232
T	C8TZ	4200-BJ	F14 3200-C-393 444	E	C8TZ	4200-E	76905	E			83227
T	C8TZ	4200-BK	F14 3200-C-393 463	E	C8TZ	4200-EA	76411	E	C8TZ	4200-G	76907
T	C8TZ	4200-BL	F13 3200-C-393 488	E	C8TZ	4200-EB	76412	E	C8TZ	4200-GA	76399
T	C8TZ	4200-BM	F13 3200-C-393 529	E			101274	E	C8TZ	4200-GB	76400
T	C8TZ	4200-BN	F13 3200-C-393 583	E	C8TZ	4200-EC	76413	E	C8TZ	4200-GC	101853
T	C8TZ	4200-BR	F13 3200-C-393 617	E	C8TZ	4200-ED	76421	E			101604
T	C8TZ	4200-BS	F13 3200-C-393 683	E			101388	E			72289
T	C8TZ	4200-BT	F13 3200-C-393 780	E	C8TZ	4200-EE	76422	E	C8TZ	4200-GD	72290
T	C8TZ	4200-BU	F13 3200-C-393 860	E			101389	E	C8TZ	4200-GE	72291
T	C8TZ	4200-BV	B 3200-G-605 433	E	C8TZ	4200-EF	76423	E	C8TZ	4200-GF	101856
T	C8TZ	4200-BY	B 3200-G-605 463	E			101390	E			101607
T	C8TZ	4200-BZ	B 3200-G-605 488	E	C8TZ	4200-EG	75776	E			72292
E	C8TZ	4200-C	78601	E	C8TZ	4200-EH	75777	E	C8TZ	4200-GG	101857
T	C8TZ	4200-CA	B 3200-G-605 529	E	C8TZ	4200-EJ	75778	E			101608
T	C8TZ	4200-CB	B 3200-G-605 586	E	C8TZ	4200-EK	75779	E			72293
T	C8TZ	4200-CC	B 3200-G-605 614	E	C8TZ	4200-EL	75780	E	C8TZ	4200-GH	72295
T	C8TZ	4200-CE	B1 3200-G-605 370	E	C8TZ	4200-EM	75781	T	C8TZ	4200-GK	A 3200-N-924 586
T	C8TZ	4200-CF	B1 3200-G-605 411	E	C8TZ	4200-EN	75782	T	C8TZ	4200-GL	A 3200-N-924 614
T	C8TZ	4200-CG	E49 3800-E-551 721	E	C8TZ	4200-ER	75783	T	C8TZ	4200-GM	A 3200-N-924 683
T	C8TZ	4200-CH	E51 3800-E-551 468	E	C8TZ	4200-ES	75800	T	C8TZ	4200-GN	A 3200-N-924 717
T	C8TZ	4200-CJ	E52 3800-E-551 506	E	C8TZ	4200-ET	75801	T	C8TZ	4200-GR	A1 3200-N-924 586
T	C8TZ	4200-CK	E54 3800-E-551 618	E	C8TZ	4200-EU	75802	T	C8TZ	4200-GS	A1 3200-N-924 614
T	C8TZ	4200-CL	E64 3800-E-551 701	E	C8TZ	4200-EV	75803	T	C8TZ	4200-GT	A1 3200-N-924 683
T	C8TZ	4200-CM	G93 3800-N-456 642	E	C8TZ	4200-EY	75804	T	C8TZ	4200-GU	A1 3200-N-924 717
T	C8TZ	4200-CN	G99 3800-N-456 709	E	C8TZ	4200-EZ	75805	T	C8TZ	4200-GV	A3 3200-N-924 586
T	C8TZ	4200-CR	D78 3800-B-522 492	E	C8TZ	4200-F	76906	T	C8TZ	4200-GY	A3 3200-N-924 614
T	C8TZ	4200-CS	D79 3800-B-522 563	E	C8TZ	4200-FA	75806	T	C8TZ	4200-GZ	A3 3200-N-924 683
T	C8TZ	4200-CT	D80 3800-B-522 600	E	C8TZ	4200-FB	75807	E	C8TZ	4200-H	76908
T	C8TZ	4200-CU	D77 3800-B-522 639	E	C8TZ	4200-FC	76325	T	C8TZ	4200-HA	A3 3200-N-924 717
T	C8TZ	4200-CV	D76 3800-B-522 710	E	C8TZ	4200-FD	78010	E	C8TZ	4200-HC	68927
T	C8TZ	4200-CY	D75 3800-B-522 665	E	C8TZ	4200-FE	101815	E	C8TZ	4200-HD	68928
E	C8TZ	4200-CZ	77758	E			101564	E	C8TZ	4200-HE	72150
E	C8TZ	4200-D	78602	E			72195	E	C8TZ	4200-HF	72151
E	C8TZ	4200-DA	77759	E	C8TZ	4200-FF	101818	T	C8TZ	4200-HM	B 3200-G-605 683
E	C8TZ	4200-DB	77760	E			101567	E	C8TZ	4200-HT	79131
E	C8TZ	4200-DC	77761	E			72198	E	C8TZ	4200-HU	79132
E	C8TZ	4200-DD	77762	E	C8TZ	4200-FG	69370	E	C8TZ	4200-HY	79133
E	C8TZ	4200-DE	77763	E	C8TZ	4200-FH	69371	E	C8TZ	4200-HZ	79134
E	C8TZ	4200-DF	77765	E	C8TZ	4200-FJ	72473	E	C8TZ	4200-J	68055

1980/ FORD TRUCK PARTS

CROSS REFERENCE LIST 231

FORD TO MANUFACTURERS' PART NUMBERS

C O D E	FORD PART NUMBER	VENDOR PART NUMBER	C O D E	FORD PART NUMBER	VENDOR PART NUMBER	C O D E	FORD PART NUMBER	VENDOR PART NUMBER		
E	C8TZ	4200-JA	79135	E		83249	E	D3TZ	4200-B	88537
E	C8TZ	4200-JB	79136	E	D0HZ	4200-AD	E	D3TZ	4200-C	88538
E	C8TZ	4200-JC	79137	E	D0HZ	4200-AE	E	D3TZ	4200-D	88539
E	C8TZ	4200-JD	79138	E	D0HZ	4200-AF	T	D3TZ	4200-E	A1 3200-R-1110 583
E	C8TZ	4200-JE	79159	E	D0HZ	4200-AG	T	D3TZ	4200-F	A1 3200-R-1110 620
E	C8TZ	4200-JF	79160	E	D0HZ	4200-AJ	T	D3TZ	4200-G	A1 3200-R-1110 680
E	C8TZ	4200-JG	79161	E	D0HZ	4200-AK	T	D3TZ	4200-H	A 3200-R-1110 620
E	C8TZ	4200-JH	79162	E	D0HZ	4200-AL	T	D3TZ	4200-J	A 3200-R-1110 680
E	C8TZ	4200-JK	98625	E	D0HZ	4200-AM	T	D3TZ	4200-L	G67 3200-A-1093 529
E			79163	T	D0HZ	4200-B	T			A73 3200-A-1093 529
E	C8TZ	4200-JL	79164	T	D0HZ	4200-C	T			A8 3200-L-532 529
E	C8TZ	4200-JM	79165	T	D0HZ	4200-D	T	D3TZ	4200-N	G67 3200-A-1093 488
E	C8TZ	4200-JN	79166	T	D0HZ	4200-E	T			G26 3200-A-1093 488
T	C8TZ	4200-JR	F31 3200-C-393 355	T	D0HZ	4200-F	E	D4HZ	4200-A	90515
T	C8TZ	4200-JS	F31 3200-C-393 411	T	D0HZ	4200-G	E	D4HZ	4200-B	85854
T	C8TZ	4200-JT	F31 3200-C-393 444	T	D0HZ	4200-H	E	D4HZ	4200-C	88606
T	C8TZ	4200-JU	F31 3200-C-393 463	T	D0HZ	4200-J	E	D5HZ	4200-A	85855
T	C8TZ	4200-JY	F32 3200-C-393 488	T	D0HZ	4200-K	E	D5HZ	4200-AA	101942
E	C8TZ	4200-K	68056	E	D0HZ	4200-L	E			96430
T	C8TZ	4200-KA	F32 3200-C-393 583	E	D0HZ	4200-M	E	D5HZ	4200-AB	101943
T	C8TZ	4200-KB	F32 3200-C-393 617	E	D0HZ	4200-N	E			96431
T	C8TZ	4200-KC	F32 3200-C-393 683	E	D0HZ	4200-R	E	D5HZ	4200-AC	101945
T	C8TZ	4200-KD	F32 3200-C-393 780	E	D0HZ	4200-S	E			96433
T	C8TZ	4200-KE	F32 3200-C-393 860	E	D0HZ	4200-T	E	D5HZ	4200-AD	101946
T	C8TZ	4200-KF	F34 3200-C-393 411	E	D0HZ	4200-U	E			96435
T	C8TZ	4200-KG	F34 3200-C-393 444	E	D0HZ	4200-V	E	D5HZ	4200-AE	101947
T	C8TZ	4200-KH	F34 3200-C-393 463	E	D0HZ	4200-Y	E			96436
T	C8TZ	4200-KJ	F35 3200-C-393 529	E	D0HZ	4200-Z	E	D5HZ	4200-AF	101948
T	C8TZ	4200-KL	F35 3200-C-393 488	E	D2HZ	4200-A	E			96437
T	C8TZ	4200-KM	F35 3200-C-393 583	E	D2HZ	4200-B	E	D5HZ	4200-AG	101949
T	C8TZ	4200-KN	F35 3200-C-393 617	E	D2HZ	4200-C	E			96438
T	C8TZ	4200-KR	F35 3200-C-393 683	E	D2HZ	4200-D	T	D5HZ	4200-AH	F32 3200-C-393 411
T	C8TZ	4200-KS	F35 3200-C-393 780	E	D2HZ	4200-E	E	D5HZ	4200-B	85856
E	C8TZ	4200-KU	80118	E	D2HZ	4200-F	E	D5HZ	4200-C	85857
E			82981	E	D2HZ	4200-G	E	D5HZ	4200-D	85858
E	C8TZ	4200-KY	80119	E	D2HZ	4200-H	E	D5HZ	4200-E	85859
E	C8TZ	4200-KZ	80127	T	D3HZ	4200-A	E	D5HZ	4200-F	85860
E			101251	T	D3HZ	4200-B	E	D5HZ	4200-G	88561
E	C8TZ	4200-L	68057	T	D3HZ	4200-C	E	D5HZ	4200-H	88570
E	C8TZ	4200-LA	80128	T	D3HZ	4200-D	E	D5HZ	4200-J	88571
E			101387	T	D3HZ	4200-E	E	D5HZ	4200-K	88572
E	C8TZ	4200-LC	68058	T	D3HZ	4200-F	E	D5HZ	4200-L	88573
E	C8TZ	4200-M	77850	E	D3HZ	4200-G	E	D5HZ	4200-M	94364
E	C8TZ	4200-N	77851	E	D3HZ	4200-H	E	D5HZ	4200-N	88604
E	C8TZ	4200-R	77852	E	D3HZ	4200-J	E	D5HZ	4200-P	88605
E	C8TZ	4200-S	77853	E	D3HZ	4200-K	E	D5HZ	4200-S	88607
E	C8TZ	4200-T	77854	E	D3HZ	4200-L	E	D5HZ	4200-T	86646
E	C8TZ	4200-U	77855	E	D3HZ	4200-M	E			104207
E	C8TZ	4200-V	77856	T	D3HZ	4200-R	T	D5HZ	4200-V	B44 3200-G-605 586
E	C8TZ	4200-Y	76886	T	D3HZ	4200-S	T	D5HZ	4200-W	B44 3200-G-605 614
E			120767	T	D3HZ	4200-T	E	D5HZ	4200-X	101939
E			103831	T	D3HZ	4200-U	E			96427
E	C8TZ	4200-Z	74485	T	D3HZ	4200-V	E	D5HZ	4200-Y	101940
T	D0HZ	4200-A	A8 3200-N-924 586	T	D3HZ	4200-Y	E			96428
E	D0HZ	4200-AA	83243	T		A10 3200-L-532 529	E	D5HZ	4200-Z	101941
E	D0HZ	4200-AB	83245	T	D3HZ	4200-Z	E			96429
E	D0HZ	4200-AC	101859	T		A10 3200-L-532 583	T	D5TZ	4200-A	F56 3200-R-1110 620
E			101610	E	D3TZ	4200-A	T	D5TZ	4200-B	F56 3200-R-1110 680

July, 1989

COPYRIGHT © 1989 — FORD MOTOR COMPANY — DEARBORN, MICHIGAN

New Issue

**1980/
FORD TRUCK PARTS**

FORD TO MANUFACTURERS' PART NUMBERS									
C O D E	FORD PART NUMBER	VENDOR PART NUMBER	C O D E	FORD PART NUMBER	VENDOR PART NUMBER	C O D E	FORD PART NUMBER	VENDOR PART NUMBER	
T	D5TZ	4200-C	F56	3200-R-1110	720	T	D7HZ	4200-F	101953
T	D5TZ	4200-D	F57	3200-R-1110	620	E			96442
T	D5TZ	4200-E	F57	3200-R-1110	680	E	D7HZ	4200-G	101954
T	D5TZ	4200-F	F57	3200-R-1110	720	E			96443
T	D5TZ	4200-G	G28	3200-R-1110	583	E	D7HZ	4200-H	101955
T			F97	3200-R-1110	583	E			96444
T	D5TZ	4200-H	G28	3200-R-1110	620	E	D7HZ	4200-J	101956
T			F97	3200-R-1110	620	E			96445
T	D5TZ	4200-J	G28	3200-R-1110	680	E	D7HZ	4200-K	101957
T			F97	3200-R-1110	680	E			96447
T	D5TZ	4200-K	F96	3200-R-1110	433	E	D7HZ	4200-L	101958
T	D5TZ	4200-L	G28	3200-R-1110	488	E			96448
T			F97	3200-R-1110	488	E	D7HZ	4200-M	101959
T	D5TZ	4200-M	G28	3200-R-1110	529	E			96449
T			F97	3200-R-1110	529	E	D7HZ	4200-N	101960
T	D5TZ	4200-N	G23	3200-R-1110	620	E			96450
T			F98	3200-R-1110	620	T	D7HZ	4200-R	F51 3200-C-393 411
T	D5TZ	4200-P	G23	3200-R-1110	680	T			G27 3200-C-393 411
T			F98	3200-R-1110	680	T	D7HZ	4200-S	F51 3200-C-393 444
E	D6HZ	4200-A	85853			T			G27 3200-C-393 444
E	D6HZ	4200-B	101950			T	D7HZ	4200-T	F51 3200-C-393 463
E			96439			T			G27 3200-C-393 463
E	D6HZ	4200-C	98541			T	D7HZ	4200-V	G25 3200-C-393 488
E	D6HZ	4200-D	98542			T			F49 3200-C-393 488
E	D6HZ	4200-E	98543			T	D7HZ	4200-W	G25 3200-C-393 529
E	D6HZ	4200-F	98544			T			F49 3200-C-393 529
E	D6HZ	4200-G	98545			T	D7HZ	4200-X	G25 3200-C-393 583
E	D6HZ	4200-H	98546			T			F49 3200-C-393 583
E	D6HZ	4200-J	98547			T	D7HZ	4200-Y	G25 3200-C-393 617
E	D6HZ	4200-K	98548			T			F49 3200-C-393 617
E	D6HZ	4200-L	98622			T	D7HZ	4200-Z	G25 3200-C-393 683
E	D6HZ	4200-M	98623			T			F49 3200-C-393 683
E	D6HZ	4200-N	98626			E	D8HZ	4200-A	96460
E			104873			E			106157
E	D6HZ	4200-P	98627			E	D8HZ	4200-B	96461
E			104874			E			106158
E	D6HZ	4200-R	98628			E	D8HZ	4200-C	96478
T	D6TZ	4200-A	F37	3200-R-1110	433	E			106223
T	D6TZ	4200-B	F36	3200-R-1110	488	E	D8HZ	4200-D	96479
T	D6TZ	4200-C	F36	3200-R-1110	529	E			106224
T	D6TZ	4200-D	F36	3200-R-1110	583	E	D8HZ	4200-E	96512
T	D6TZ	4200-E	F36	3200-R-1110	620	E			106221
T	D6TZ	4200-F	F38	3200-R-1110	620	E	D8HZ	4200-F	99038
T	D6TZ	4200-G	F38	3200-R-1110	680	E			106155
T	D7HZ	4200-A	B43	3200-G-605	370	T	D8HZ	4200-G	A31 3200-Y-1039 370
T	D7HZ	4200-AA	F49	3200-C-393	780	T	D8HZ	4200-H	A30 3200-Y-1039 411
T			G25	3200-C-393	780	T	D8HZ	4200-J	A30 3200-Y-1039 444
T	D7HZ	4200-AC	F52	3200-C-393	411	T	D8HZ	4200-K	A16 3200-E-603 370
T			G28	3200-C-393	411	T	D8HZ	4200-L	A16 3200-E-603 411
T	D7HZ	4200-AD	F52	3200-C-393	444	T	D8HZ	4200-M	A8 3200-E-603 433
T			G28	3200-C-393	444	T	D8HZ	4200-N	D14 3200-H-606 390
T	D7HZ	4200-AE	F52	3200-C-393	463	T	D8HZ	4200-P	D14 3200-H-606 411
T			G28	3200-C-393	463	T	D8HZ	4200-R	D14 3200-H-606 463
T	D7HZ	4200-AF	F50	3200-C-393	488	T	D8HZ	4200-S	F36 3200-R-1110 680
T			G26	3200-C-393	488	T	D8HZ	4200-T	D67 3200-H-606 390
T	D7HZ	4200-AG	F50	3200-C-393	583	T	D8HZ	4200-V	D67 3200-H-606 411
T			G26	3200-C-393	583	T	D8HZ	4200-W	D67 3200-H-606 463
T	D7HZ	4200-AH	F50	3200-C-393	617	E	D9HZ	4200-A	B44 3200-G-605 683
						E			96441
						E			101951
						E			96440
						E			101952
						E			96441
						E			103910
						E			84923
						E			103911
						E			84924
						E			103912
						E			84925
						E			A1 3200-C-1225 576
						E			A 3200-L-1234 596
						E			A1 3200-D-1226 578
						E			B16 3200-Y-1039 433
						E			B10 3200-Y-1039 433
						E			B16 3200-Y-1039 463
						E			B10 3200-Y-1039 463
						E			B15 3200-Y-1039 488
						E			F51 3200-C-393 370
						E			F34 3200-C-393 370
						E			G27 3200-C-393 370
						E			B9 3200-Y-1039 488
						E			B15 3200-Y-1039 529
						E			B9 3200-Y-1039 529
						E			B15 3200-Y-1039 617
						E			B9 3200-Y-1039 617
						E			101951
						E			96440
						E			101952
						E			96441

1980/ FORD TRUCK PARTS

CROSS REFERENCE LIST 233

FORD TO MANUFACTURERS' PART NUMBERS

C O D E	FORD PART NUMBER	VENDOR PART NUMBER	C O D E	FORD PART NUMBER	VENDOR PART NUMBER	C O D E	FORD PART NUMBER	VENDOR PART NUMBER
T	D9HZ 4200-B	G75 3200-R-1110 614	S	E0HZ 4200-E	GGACA100 5X	E	E1HZ 4200-BT	116572
T	D9HZ 4200-C	G75 3200-R-1110 683	S	E0HZ 4200-F	GGACA100 6X	E	E1HZ 4200-BV	114502
T	D9HZ 4200-D	G75 3200-R-1110 717	S	E0HZ 4200-G	GGACA100 7X	E	E1HZ 4200-BW	116573
E	D9HZ 4200-E	102640	S	E0HZ 4200-H	GGACA100 8X	E	E1HZ 4200-BX	115412
T	D9HZ 4200-F	G76 3200-R-1110 614	S	E0HZ 4200-J	GGACA100 9X	E	E1HZ 4200-BY	115413
T	D9HZ 4200-G	G76 3200-R-1110 683	S	E0HZ 4200-K	GGACA100 10X	E	E1HZ 4200-BZ	115414
T	D9HZ 4200-H	G76 3200-R-1110 717	S	E0HZ 4200-L	GGACA100 11X	E	E1HZ 4200-C	107359
E	D9HZ 4200-J	103895	S	E0HZ 4200-M	GGACA100 12X	E	E1HZ 4200-CA	115415
E	D9HZ 4200-K	103901	S	E0HZ 4200-N	GGACA100 13X	E	E1HZ 4200-CB	115505
T	D9HZ 4200-L	B44 3200-G-605 740	S	E0HZ 4200-P	GGACA100 14X	E	E1HZ 4200-CC	115506
T	D9HZ 4200-M	A37 3200-G-605 740	S	E0HZ 4200-R	GGACA100 15X	E	E1HZ 4200-CD	115507
S	E0HZ 4200-A	GGACA100 1X	S	E0HZ 4200-S	GGACA100 16X	E	E1HZ 4200-CE	115508
E	E0HZ 4200-AA	108236	S	E0HZ 4200-T	MJACA100 1X	E	E1HZ 4200-CF	115847
E	E0HZ 4200-AB	108237	S	E0HZ 4200-V	MJACA100 2X	E	E1HZ 4200-CG	115848
E	E0HZ 4200-AC	108244	S	E0HZ 4200-W	MJACA100 3X	E	E1HZ 4200-CH	115849
E	E0HZ 4200-AD	108245	S	E0HZ 4200-X	MJACA100 4X	E	E1HZ 4200-CJ	115850
E	E0HZ 4200-AE	108246	E	E0HZ 4200-Y	108234	E	E1HZ 4200-CK	115923
E	E0HZ 4200-AF	108247	E	E0HZ 4200-Z	108235	E	E1HZ 4200-CL	115924
T	E0HZ 4200-AG	A45 3200-Y-1091 583	E	E1HZ 4200-A	107357	E	E1HZ 4200-CM	115925
T	E0HZ 4200-AH	A45 3200-Y-1091 617	T	E1HZ 4200-AA	F8 3200-H-606 433	E	E1HZ 4200-CN	115926
T	E0HZ 4200-AJ	A45 3200-Y-1091 683	T	E1HZ 4200-AB	F8 3200-H-606 463	E	E1HZ 4200-CP	107937
T	E0HZ 4200-AK	A45 3200-Y-1091 717	T	E1HZ 4200-AC	F8 3200-H-606 529	E	E1HZ 4200-CR	107938
T	E0HZ 4200-AL	F56 3200-R-1110 529	T	E1HZ 4200-AD	F8 3200-H-606 557	E	E1HZ 4200-CS	107939
E	E0HZ 4200-AM	109295	T	E1HZ 4200-AE	A92 3200-R-616 370	E	E1HZ 4200-CT	107940
E	E0HZ 4200-AN	109296	T	E1HZ 4200-AF	A92 3200-R-616 411	E	E1HZ 4200-CV	107941
E	E0HZ 4200-AP	109297	T	E1HZ 4200-AG	A62 3200-N-1080 370	E	E1HZ 4200-CW	107942
T	E0HZ 4200-AR	D67 3200-H-606 433	T	E1HZ 4200-AH	A63 3200-N-1080 411	E	E1HZ 4200-CX	107943
T	E0HZ 4200-AS	D72 3200-H-606 489	T	E1HZ 4200-AJ	A61 3200-N-1080 370	E	E1HZ 4200-CY	107944
T	E0HZ 4200-AT	D72 3200-H-606 529	T	E1HZ 4200-AK	A60 3200-N-1080 411	E	E1HZ 4200-CZ	107945
T	E0HZ 4200-AV	D72 3200-H-606 557	E	E1HZ 4200-AL	114133	T	E1HZ 4200-D	A14 3200-Y-1091 529
E	E0HZ 4200-AW	104876	E	E1HZ 4200-AM	114134	E	E1HZ 4200-DA	114754
E	E0HZ 4200-AX	104878	E	E1HZ 4200-AN	114135	E	E1HZ 4200-DB	114755
E	E0HZ 4200-AZ	104880	E	E1HZ 4200-AP	114136	E	E1HZ 4200-DC	114756
T	E0HZ 4200-AY	H16 3200-R-1110 583	E	E1HZ 4200-AR	114139	T	E1HZ 4200-E	A14 3200-Y-1091 583
S	E0HZ 4200-B	GGACA100 2X	E	E1HZ 4200-AS	114140	T	E1HZ 4200-F	A14 3200-Y-1091 617
T	E0HZ 4200-BA	H16 3200-R-1110 620	E	E1HZ 4200-AT	114141	T	E1HZ 4200-G	A14 3200-Y-1091 683
T	E0HZ 4200-BB	H16 3200-R-1110 680	E	E1HZ 4200-AV	114142	E	E1HZ 4200-H	96434
T	E0HZ 4200-BC	G88 3200-R-1110 614	E	E1HZ 4200-AW	114217	T	E1HZ 4200-J	B10 3200-Y-1039 411
T	E0HZ 4200-BD	G88 3200-R-1110 683	E	E1HZ 4200-AX	114218	T	E1HZ 4200-K	B10 3200-Y-1039 444
T	E0HZ 4200-BE	G88 3200-R-1110 717	E	E1HZ 4200-AY	114219	T	E1HZ 4200-L	B11 3200-Y-1039 370
T	E0HZ 4200-BF	H12 3200-R-1110 529	E	E1HZ 4200-AZ	114221	T	E1HZ 4200-M	B16 3200-Y-1039 411
T	E0HZ 4200-BG	G89 3200-R-1110 614	E	E1HZ 4200-B	107358	T	E1HZ 4200-N	B16 3200-Y-1039 444
T	E0HZ 4200-BH	G89 3200-R-1110 683	E	E1HZ 4200-BA	111550	T	E1HZ 4200-P	B17 3200-Y-1039 370
T	E0HZ 4200-BJ	G89 3200-R-1110 717	S	E1HZ 4200-BB	MJACA100 7X	T	E1HZ 4200-R	D75 3200-H-606 390
T	E0HZ 4200-BK	G87 3200-R-1110 529	S	E1HZ 4200-BC	MJACA100 6X	T	E1HZ 4200-S	D75 3200-H-606 411
T	E0HZ 4200-BL	B43 3200-G-605 390	S	E1HZ 4200-BD	MJACA100 8X	T	E1HZ 4200-T	D75 3200-H-606 433
E	E0HZ 4200-BM	101402	S	E1HZ 4200-BE	MJACA100 9X	T	E1HZ 4200-V	D75 3200-H-606 463
E	E0HZ 4200-BN	110181	S	E1HZ 4200-BF	MJACA100 10X	T	E1HZ 4200-W	D76 3200-H-606 529
E	E0HZ 4200-BP	110182	S	E1HZ 4200-BG	MJACA100 11X	T	E1HZ 4200-X	D76 3200-H-606 557
T	E0HZ 4200-BR	A1 3200-Y-1091 529	S	E1HZ 4200-BH	MJACA100 12X	T	E1HZ 4200-Y	F8 3200-H-606 390
T	E0HZ 4200-BS	A45 3200-Y-1091 529	S	E1HZ 4200-BJ	MJACA100 13X	T	E1HZ 4200-Z	F8 3200-H-606 411
E	E0HZ 4200-BT	110365	S	E1HZ 4200-BK	MJACA100 14X	E	E2HZ 4200-A	115057
T	E0HZ 4200-BV	G87 3200-R-1110 583	S	E1HZ 4200-BL	MJACA100 15X	T	E2HZ 4200-AA	A21 3200-G-605 488
T	E0HZ 4200-BW	H12 3200-R-1110 583	S	E1HZ 4200-BM	MJACA100 16X	T	E2HZ 4200-AB	F50 3200-C-393 529
T	E0HZ 4200-BX	F51 3200-C-393 390	S	E1HZ 4200-BN	MJACA100 17X	T	E2HZ 4200-AC	F8 3200-H-606 617
T	E0HZ 4200-BY	F52 3200-C-393 390	E	E1HZ 4200-BP	116576	E	E2HZ 4200-AD	115535
S	E0HZ 4200-C	GGACA100 3X	E	E1HZ 4200-BR	116571	E	E2HZ 4200-AE	114292
S	E0HZ 4200-D	GGACA100 4X	E	E1HZ 4200-BS	116577	E	E2HZ 4200-AF	115536

July, 1989

COPYRIGHT © 1989 — FORD MOTOR COMPANY — DEARBORN, MICHIGAN

New Issue

1980/ FORD TRUCK PARTS

FORD TO MANUFACTURERS' PART NUMBERS

C O D E	FORD		VENDOR	C O D E	FORD		VENDOR	C O D E	FORD		VENDOR
	PART NUMBER	PART NUMBER	PART NUMBER		PART NUMBER	PART NUMBER	PART NUMBER		PART NUMBER	PART NUMBER	
E	E2HZ	4200-AG	114293	E	E3HZ	4200-AG	115075	T	E3HZ	4200-CW	A44 3200-N-1314 433
E	E2HZ	4200-AH	115420	E	E3HZ	4200-AH	115076	T	E3HZ	4200-CX	A44 3200-N-1314 463
E	E2HZ	4200-AJ	115421	E	E3HZ	4200-AJ	115077	T	E3HZ	4200-CY	A45 3200-N-1314 488
E	E2HZ	4200-AK	115422	E	E3HZ	4200-AK	115078	T	E3HZ	4200-CZ	A45 3200-N-1314 529
E	E2HZ	4200-AL	118148	E	E3HZ	4200-AL	115079	S	E3HZ	4200-D	GGACA109 2X
E	E2HZ	4200-AM	118149	E	E3HZ	4200-AM	115105	T	E3HZ	4200-DA	A45 3200-N-1314 583
E	E2HZ	4200-AN	118146	E	E3HZ	4200-AN	115106	T	E3HZ	4200-DB	A45 3200-N-1314 617
E	E2HZ	4200-AP	118147	E	E3HZ	4200-AP	115109	T	E3HZ	4200-DC	A45 3200-N-1314 683
E	E2HZ	4200-AR	115845	E	E3HZ	4200-AR	115110	T	E3HZ	4200-DD	A45 3200-N-1314 720
E	E2HZ	4200-AS	115846	E	E3HZ	4200-AS	115111	T	E3HZ	4200-DE	A6 3200-N-1314 370
E	E2HZ	4200-AT	115921	E	E3HZ	4200-AT	115112	T	E3HZ	4200-DF	A6 3200-T-1346 370
E	E2HZ	4200-AV	115922	E	E3HZ	4200-AV	115113	T	E3HZ	4200-DG	A6 3200-N-1314 390
E	E2HZ	4200-AW	114753	E	E3HZ	4200-AW	115114	T	E3HZ	4200-DH	A7 3200-N-1314 411
E	E2HZ	4200-AX	101817	E	E3HZ	4200-AX	115115	T	E3HZ	4200-DJ	A7 3200-T-1346 411
E	E2HZ	4200-AY	101944	E	E3HZ	4200-AY	115219	T	E3HZ	4200-DK	A7 3200-N-1314 433
E	E2HZ	4200-AZ	101762	E	E3HZ	4200-AZ	115220	T	E3HZ	4200-DL	A7 3200-N-1314 463
E	E2HZ	4200-B	115093	S	E3HZ	4200-B	GGACA109 21X	T	E3HZ	4200-DM	A8 3200-N-1314 488
S	E2HZ	4200-BA	MJACA107 7X	E	E3HZ	4200-BA	115221	T	E3HZ	4200-DN	A8 3200-N-1314 529
S	E2HZ	4200-BB	MJACA107 6X	E	E3HZ	4200-BB	115222	T	E3HZ	4200-DP	A8 3200-N-1314 583
S	E2HZ	4200-BC	MJACA107 8X	E	E3HZ	4200-BC	115223	T	E3HZ	4200-DR	A8 3200-N-1314 617
S	E2HZ	4200-BD	MJACA107 9X	E	E3HZ	4200-BD	115224	T	E3HZ	4200-DS	A8 3200-N-1314 683
S	E2HZ	4200-BE	MJACA107 10X	E	E3HZ	4200-BE	115260	T	E3HZ	4200-DT	A8 3200-N-1314 720
S	E2HZ	4200-BF	MJACA107 11X	E	E3HZ	4200-BF	115261	S	E3HZ	4200-E	GGACA109 3X
S	E2HZ	4200-BG	MJACA107 12X	E	E3HZ	4200-BG	115262	S	E3HZ	4200-F	GGACA109 4X
S	E2HZ	4200-BH	MJACA107 13X	E	E3HZ	4200-BH	115314	S	E3HZ	4200-G	GGACA109 5X
S	E2HZ	4200-BJ	MJACA107 14X	E	E3HZ	4200-BJ	115315	S	E3HZ	4200-H	GGACA109 6X
S	E2HZ	4200-BK	MJACA107 15X	E	E3HZ	4200-BK	117350	S	E3HZ	4200-J	GGACA109 7X
S	E2HZ	4200-BL	MJACA107 16X	E	E3HZ	4200-BL	117351	S	E3HZ	4200-K	GGACA109 8X
S	E2HZ	4200-BM	MJACA107 17X	E	E3HZ	4200-BM	117352	S	E3HZ	4200-L	GGACA109 9X
E	E2HZ	4200-C	115059	E	E3HZ	4200-BN	117353	S	E3HZ	4200-M	GGACA109 10X
E	E2HZ	4200-D	115107	E	E3HZ	4200-BP	115071	S	E3HZ	4200-N	GGACA109 11X
E	E2HZ	4200-E	115095	E	E3HZ	4200-BR	115072	S	E3HZ	4200-P	GGACA109 12X
E	E2HZ	4200-F	115060	E	E3HZ	4200-BS	115350	S	E3HZ	4200-R	GGACA109 13X
E	E2HZ	4200-F	115108	E	E3HZ	4200-BT	115351	S	E3HZ	4200-S	GGACA109 14X
E	E2HZ	4200-F	115096	E	E3HZ	4200-BV	115655	S	E3HZ	4200-T	GGACA109 15X
T	E2HZ	4200-G	D76 3200-H-606 390	E	E3HZ	4200-BW	115656	S	E3HZ	4200-V	GGACA109 16X
T	E2HZ	4200-H	D76 3200-H-606 411	E	E3HZ	4200-BX	118770	S	E3HZ	4200-W	MJACA107 5X
T	E2HZ	4200-J	D76 3200-H-606 433	E	E3HZ	4200-BY	118771	S	E3HZ	4200-X	MJACA107 18X
T	E2HZ	4200-K	D76 3200-H-606 463	T	E3HZ	4200-BZ	H24 3200-R-1110 529	E	E3HZ	4200-Y	114216
T	E2HZ	4200-L	A21 3200-G-605 370	S	E3HZ	4200-C	GGACA109 1X	E	E3HZ	4200-Z	114228
T	E2HZ	4200-M	A21 3200-G-605 390	T	E3HZ	4200-CA	H24 3200-R-1110 614	E	E4HZ	4200-A	119403
T	E2HZ	4200-N	A21 3200-G-605 411	T	E3HZ	4200-CB	A45 3200-Y-1091 463	S	E4HZ	4200-AA	GGACA116 21X
T	E2HZ	4200-P	A21 3200-G-605 433	T	E3HZ	4200-CC	A14 3200-Y-1091 463	S	E4HZ	4200-AB	GGACA116 1X
T	E2HZ	4200-R	A21 3200-G-605 529	T	E3HZ	4200-CD	B8 3200-Y-1039 370	S	E4HZ	4200-AC	GGACA116 2X
T	E2HZ	4200-S	A21 3200-G-605 586	T	E3HZ	4200-CE	A55 3200-N-1080 370	S	E4HZ	4200-AD	GGACA116 3X
T	E2HZ	4200-T	A21 3200-G-605 614	T	E3HZ	4200-CF	B7 3200-Y-1039 411	S	E4HZ	4200-AE	GGACA116 4X
T	E2HZ	4200-V	A21 3200-G-605 683	T	E3HZ	4200-CG	A54 3200-N-1080 411	S	E4HZ	4200-AF	GGACA116 5X
T	E2HZ	4200-W	A21 3200-G-605 740	T	E3HZ	4200-CH	B7 3200-Y-1039 444	S	E4HZ	4200-AG	GGACA116 6X
E	E2HZ	4200-X	117481	T	E3HZ	4200-CJ	D80 3200-H-606 390	S	E4HZ	4200-AH	GGACA116 7X
E	E2HZ	4200-Y	117483	T	E3HZ	4200-CK	D80 3200-H-606 411	S	E4HZ	4200-AJ	GGACA116 8X
E	E2HZ	4200-Z	117485	T	E3HZ	4200-CL	D80 3200-H-606 433	S	E4HZ	4200-AK	GGACA116 9X
S	E3HZ	4200-A	GGACA109 22X	T	E3HZ	4200-CM	D80 3200-H-606 463	S	E4HZ	4200-AL	GGACA116 10X
E	E3HZ	4200-AA	114229	T	E3HZ	4200-CN	D80 3200-H-606 529	S	E4HZ	4200-AM	GGACA116 11X
E	E3HZ	4200-AB	114230	T	E3HZ	4200-CP	D80 3200-H-606 557	S	E4HZ	4200-AN	GGACA116 13X
E	E3HZ	4200-AC	115069	T	E3HZ	4200-CR	D80 3200-H-606 617	S	E4HZ	4200-AP	GGACA116 14X
E	E3HZ	4200-AD	115070	T	E3HZ	4200-CS	A43 3200-N-1314 370	S	E4HZ	4200-AR	GGACA116 15X
E	E3HZ	4200-AE	115073	T	E3HZ	4200-CT	A43 3200-N-1314 390	S	E4HZ	4200-AS	MJACA107 24X
E	E3HZ	4200-AF	115074	T	E3HZ	4200-CV	A44 3200-N-1314 411	S	E4HZ	4200-AT	MJACA107 26X

1980/ FORD TRUCK PARTS

CROSS REFERENCE LIST 235

FORD TO MANUFACTURERS' PART NUMBERS

C O D E	FORD PART NUMBER	VENDOR PART NUMBER	C O D E	FORD PART NUMBER	VENDOR PART NUMBER	C O D E	FORD PART NUMBER	VENDOR PART NUMBER
S	E4HZ 4200-AV	MJACA107 25X	T	E4HZ 4200-DG	B11 3200-N-1314 390	E	E4HZ 4200-W	119389
S	E4HZ 4200-AW	MJACA107 27X	T	E4HZ 4200-DH	B11 3200-N-1314 410	E	E4HZ 4200-X	119384
S	E4HZ 4200-AX	MJACA107 28X	T	E4HZ 4200-DJ	B11 3200-N-1314 433	E	E4HZ 4200-Y	119387
S	E4HZ 4200-AY	MJACA107 29X	T	E4HZ 4200-DK	B11 3200-N-1314 463	S	E4HZ 4200-Z	GGACA116 22X
S	E4HZ 4200-AZ	MJACA107 30X	T	E4HZ 4200-DL	B11 3200-N-1314 488	T	E5HZ 4200-A	A43 3200-C-1433 391
E	E4HZ 4200-B	119395	T	E4HZ 4200-DM	B11 3200-N-1314 529	T	E5HZ 4200-AA	A82 3200-Y-1091 683
S	E4HZ 4200-BA	MJACA107 31X	T	E4HZ 4200-DN	B11 3200-N-1314 586	T	E5HZ 4200-AB	A82 3200-Y-1091 717
S	E4HZ 4200-BB	MJACA107 32X	T	E4HZ 4200-DP	B11 3200-N-1314 614	T	E5HZ 4200-AC	A80 3200-Y-1091 456
S	E4HZ 4200-BC	MJACA104 26X	T	E4HZ 4200-DR	B11 3200-N-1314 683	T	E5HZ 4200-AD	A80 3200-Y-1091 488
S	E4HZ 4200-BD	MJACA104 25X	T	E4HZ 4200-DS	B11 3200-N-1314 717	T	E5HZ 4200-AE	A80 3200-Y-1091 538
S	E4HZ 4200-BE	MJACA104 24X	T	E4HZ 4200-DT	C5 3200-Y-1039 373	T	E5HZ 4200-AF	A80 3200-Y-1091 586
T	E4HZ 4200-BF	A14 3200-C-1433 391	T	E4HZ 4200-DV	C5 3200-Y-1039 410	T	E5HZ 4200-AG	A80 3200-Y-1091 614
T	E4HZ 4200-BG	A14 3200-C-1433 410	T	E4HZ 4200-DW	C5 3200-Y-1039 444	T	E5HZ 4200-B	A43 3200-C-1433 410
T	E4HZ 4200-BH	A14 3200-C-1433 430	T	E4HZ 4200-DX	H51 3200-R-1110 583	T	E5HZ 4200-C	A43 3200-C-1433 430
T	E4HZ 4200-BJ	A14 3200-C-1433 456	T	E4HZ 4200-DY	H51 3200-R-1110 620	T	E5HZ 4200-D	A43 3200-C-1433 456
T	E4HZ 4200-BK	A14 3200-C-1433 538	T	E4HZ 4200-DZ	H51 3200-R-1110 680	T	E5HZ 4200-E	A43 3200-C-1433 538
T	E4HZ 4200-BL	A14 3200-C-1433 557	E	E4HZ 4200-E	119396	T	E5HZ 4200-F	A43 3200-C-1433 557
T	E4HZ 4200-BM	A14 3200-C-1433 614	T	E4HZ 4200-EA	H52 3200-R-1110 529	T	E5HZ 4200-G	A43 3200-C-1433 614
T	E4HZ 4200-BN	A14 3200-Y-1091 456	T	E4HZ 4200-EB	H52 3200-R-1110 583	T	E5HZ 4200-H	A83 3200-Y-1091 586
T	E4HZ 4200-BP	A14 3200-Y-1091 488	T	E4HZ 4200-EC	H52 3200-R-1110 614	T	E5HZ 4200-J	A83 3200-Y-1091 614
T	E4HZ 4200-BR	A14 3200-Y-1091 538	T	E4HZ 4200-ED	H52 3200-R-1110 683	T	E5HZ 4200-K	A83 3200-Y-1091 683
T	E4HZ 4200-BS	A14 3200-Y-1091 586	T	E4HZ 4200-EE	H52 3200-R-1110 717	T	E5HZ 4200-L	A83 3200-Y-1091 717
T	E4HZ 4200-BT	A14 3200-Y-1091 614	T	E4HZ 4200-EF	H53 3200-R-1110 529	T	E5HZ 4200-M	A81 3200-Y-1091 488
T	E4HZ 4200-BV	A56 3200-T-1346 373	T	E4HZ 4200-EG	H53 3200-R-1110 583	T	E5HZ 4200-N	A81 3200-Y-1091 538
T	E4HZ 4200-BW	A56 3200-T-1346 410	T	E4HZ 4200-EH	H53 3200-R-1110 614	T	E5HZ 4200-P	A81 3200-Y-1091 586
T	E4HZ 4200-BX	A70 3200-Y-1091 488	T	E4HZ 4200-EJ	H53 3200-R-1110 683	T	E5HZ 4200-R	A81 3200-Y-1091 614
T	E4HZ 4200-BY	A70 3200-Y-1091 538	T	E4HZ 4200-EK	H53 3200-R-1110 717	T	E5HZ 4200-S	A81 3200-Y-1091 683
T	E4HZ 4200-BZ	A70 3200-Y-1091 586	T	E4HZ 4200-EL	H54 3200-R-1110 529	T	E5HZ 4200-T	A81 3200-Y-1091 717
E	E4HZ 4200-C	119399	T	E4HZ 4200-EM	H54 3200-R-1110 583	T	E5HZ 4200-V	A82 3200-Y-1091 456
T	E4HZ 4200-CA	A70 3200-Y-1091 614	T	E4HZ 4200-EN	H54 3200-R-1110 614	T	E5HZ 4200-W	A82 3200-Y-1091 488
T	E4HZ 4200-CB	A70 3200-Y-1091 683	T	E4HZ 4200-EP	H54 3200-R-1110 683	T	E5HZ 4200-X	A82 3200-Y-1091 538
T	E4HZ 4200-CC	A70 3200-Y-1091 717	T	E4HZ 4200-ER	H54 3200-R-1110 717	T	E5HZ 4200-Y	A82 3200-Y-1091 586
T	E4HZ 4200-CD	A71 3200-Y-1091 456	T	E4HZ 4200-ES	A92 3200-E-603 370	T	E5HZ 4200-Z	A82 3200-Y-1091 614
T	E4HZ 4200-CE	A71 3200-Y-1091 488	T	E4HZ 4200-ET	A92 3200-E-603 411	T	E6HZ 4200-A	051377 6
T	E4HZ 4200-CF	A71 3200-Y-1091 538	T	E4HZ 4200-EV	A92 3200-E-603 433	S	E6HZ 4200-AA	MJACA107 60X
T	E4HZ 4200-CG	A71 3200-Y-1091 586	T	E4HZ 4200-EW	D16 3200-G-605 370	S	E6HZ 4200-AB	MJACA104 49X
T	E4HZ 4200-CH	A71 3200-Y-1091 614	T	E4HZ 4200-EX	D16 3200-G-605 390	S	E6HZ 4200-AC	MJACA107 41X
T	E4HZ 4200-CJ	A71 3200-Y-1091 683	T	E4HZ 4200-EY	D16 3200-G-605 411	S	E6HZ 4200-AD	MJACA107 46X
T	E4HZ 4200-CK	A71 3200-Y-1091 717	T	E4HZ 4200-EZ	D16 3200-G-605 433	S	E6HZ 4200-AE	MJACA104 33X
T	E4HZ 4200-CL	A72 3200-Y-1091 586	E	E4HZ 4200-F	119400	S	E6HZ 4200-AF	MJACA104 38X
T	E4HZ 4200-CM	A72 3200-Y-1091 614	T	E4HZ 4200-FA	D16 3200-G-605 488	S	E6HZ 4200-AG	MJACA107 47X
T	E4HZ 4200-CN	A72 3200-Y-1091 683	T	E4HZ 4200-FB	D16 3200-G-605 529	S	E6HZ 4200-AH	MJACA104 18X
T	E4HZ 4200-CP	A72 3200-Y-1091 717	T	E4HZ 4200-FC	D16 3200-G-605 586	S	E6HZ 4200-AJ	MJACA104 39X
T	E4HZ 4200-CR	B5 3200-N-1080 373	T	E4HZ 4200-FD	D16 3200-G-605 614	S	E6HZ 4200-AK	MJACA107 44X
T	E4HZ 4200-CS	B5 3200-N-1080 410	T	E4HZ 4200-FE	D16 3200-G-605 683	S	E6HZ 4200-AL	MJACA107 48X
T	E4HZ 4200-CT	B10 3200-N-1314 373	T	E4HZ 4200-FF	D16 3200-G-605 740	S	E6HZ 4200-AM	MJACA104 36X
T	E4HZ 4200-CV	B10 3200-N-1314 390	E	E4HZ 4200-G	119324	S	E6HZ 4200-AN	MJACA104 40X
T	E4HZ 4200-CW	B10 3200-N-1314 410	E	E4HZ 4200-H	119397	S	E6HZ 4200-AP	MJACA107 49X
T	E4HZ 4200-CX	B10 3200-N-1314 433	E	E4HZ 4200-J	119401	S	E6HZ 4200-AR	MJACA104 8X
T	E4HZ 4200-CY	B10 3200-N-1314 463	E	E4HZ 4200-K	119405	S	E6HZ 4200-AS	MJACA104 41X
T	E4HZ 4200-CZ	B10 3200-N-1314 488	E	E4HZ 4200-L	119398	S	E6HZ 4200-AT	MJACA107 50X
E	E4HZ 4200-D	119404	E	E4HZ 4200-M	119402	S	E6HZ 4200-AV	MJACA104 11X
T	E4HZ 4200-DA	B10 3200-N-1314 529	E	E4HZ 4200-N	119406	S	E6HZ 4200-AW	MJACA104 42X
T	E4HZ 4200-DB	B10 3200-N-1314 586	E	E4HZ 4200-P	119382	S	E6HZ 4200-AX	MJACA107 51X
T	E4HZ 4200-DC	B10 3200-N-1314 614	E	E4HZ 4200-R	119385	E	E6HZ 4200-AY	115346
T	E4HZ 4200-DD	B10 3200-N-1314 683	E	E4HZ 4200-S	119388	E	E6HZ 4200-AZ	115347
T	E4HZ 4200-DE	B10 3200-N-1314 717	E	E4HZ 4200-T	119383	T	E6HZ 4200-B	051379 2
T	E4HZ 4200-DF	B11 3200-N-1314 373	E	E4HZ 4200-V	119386	E	E6HZ 4200-BA	115349

**1980/
FORD TRUCK PARTS**

FORD TO MANUFACTURERS' PART NUMBERS

C O D E	FORD		C O D E	FORD		C O D E	FORD				
	PART NUMBER	VENDOR PART NUMBER		PART NUMBER	VENDOR PART NUMBER		PART NUMBER	VENDOR PART NUMBER			
E	E6HZ	4200-BB	115651	T	E7HZ	4200-AZ	A14 3200-M-1547 529	T	E7HZ	4200-DL	A24 3200-D-1564 456/636
E	E6HZ	4200-BC	115652	T	E7HZ	4200-BA	A9 3200-F-1488 614	T	E7HZ	4200-DM	A27 3200-D-1564 488/680
E	E6HZ	4200-BD	115654	T	E7HZ	4200-BB	A14 3200-M-1547 586	T	E7HZ	4200-DN	A30 3200-D-1564 538/750
E	E6HZ	4200-BE	115841	T	E7HZ	4200-BB	A23 3200-D-1616 488/680	T	E7HZ	4200-DP	A13 3200-D-1564 650/907
E	E6HZ	4200-BF	115842	T	E7HZ	4200-BC	A27 3200-D-1616 538/750	T	E7HZ	4200-DR	A34 3200-D-1564 683/953
E	E6HZ	4200-BG	115844	T	E7HZ	4200-BD	A14 3200-D-1616 650/907	T	E7HZ	4200-DS	A35 3200-D-1564 717/100
E	E6HZ	4200-BH	115917	T	E7HZ	4200-BE	A30 3200-D-1616 683/953	T	E7HZ	4200-DT	A20 3200-D-1564 391/545
E	E6HZ	4200-BJ	115918	T	E7HZ	4200-BF	A33 3200-D-1616 717/100	T	E7HZ	4200-DV	A22 3200-D-1564 410/572
E	E6HZ	4200-BK	115920	T	E7HZ	4200-BG	A21 3200-D-1616 456/636	T	E7HZ	4200-DW	A25 3200-D-1564 456/636
E	E6HZ	4200-BL	114749	T	E7HZ	4200-BH	A24 3200-D-1616 488/680	T	E7HZ	4200-DX	A28 3200-D-1564 488/680
E	E6HZ	4200-BM	114750	T	E7HZ	4200-BJ	A28 3200-D-1616 538/750	T	E7HZ	4200-DY	A12 3200-D-1564 538/750
E	E6HZ	4200-BN	114752	T	E7HZ	4200-BK	A12 3200-D-1616 650/907	T	E7HZ	4200-DZ	A32 3200-D-1564 650/907
E	E6HZ	4200-BP	115204	T	E7HZ	4200-BL	A31 3200-D-1616 683/953	T	E7HZ	4200-E	A10 3200-F-1488 456
E	E6HZ	4200-BR	120841	T	E7HZ	4200-BM	A34 3200-D-1616 717/100	T	E7HZ	4200-EA	A14 3200-D-1564 683/953
E	E6HZ	4200-BS	115205	T	E7HZ	4200-BN	A17 3200-D-1616 391/545	T	E7HZ	4200-EB	A36 3200-D-1564 717/100
E	E6HZ	4200-BT	115207	T	E7HZ	4200-BP	A19 3200-D-1616 410/572	T	E7HZ	4200-EC	A21 3200-D-1564 391/545
T	E6HZ	4200-C	B2 3200-Y-1091 488	T	E7HZ	4200-BR	A9 3200-D-1616 456/636	T	E7HZ	4200-ED	A23 3200-D-1564 410/572
T	E6HZ	4200-D	A80 3200-Y-1091 373	T	E7HZ	4200-BS	A25 3200-D-1616 488/680	T	E7HZ	4200-EE	A26 3200-D-1564 456/636
T	E6HZ	4200-E	A80 3200-Y-1091 410	T	E7HZ	4200-BT	A29 3200-D-1616 538/750	T	E7HZ	4200-EF	A29 3200-D-1564 488/680
T	E6HZ	4200-F	B5 3200-Y-1091 373	T	E7HZ	4200-BV	A15 3200-D-1616 650/907	T	E7HZ	4200-EG	A31 3200-D-1564 538/750
T	E6HZ	4200-G	B5 3200-Y-1091 410	T	E7HZ	4200-BW	A32 3200-D-1616 683/953	T	E7HZ	4200-EH	A33 3200-D-1564 650/907
T	E6HZ	4200-H	B5 3200-Y-1091 456	T	E7HZ	4200-BX	A35 3200-D-1616 717/100	T	E7HZ	4200-EJ	A12 3200-Z-1560 410
T	E6HZ	4200-J	B5 3200-Y-1091 488	T	E7HZ	4200-BY	A18 3200-D-1616 391/545	T	E7HZ	4200-EK	A12 3200-Z-1560 430
T	E6HZ	4200-K	D16 3200-G-605 463	T	E7HZ	4200-BZ	A20 3200-D-1616 410/572	T	E7HZ	4200-EL	A12 3200-Z-1560 456
T	E6HZ	4200-L	B10 3200-N-1314 355	T	E7HZ	4200-CA	A9 3200-F-1488 717	T	E7HZ	4200-EM	A12 3200-Z-1560 489
S	E6HZ	4200-M	MJACA105 43X	T	E7HZ	4200-CA	A22 3200-D-1616 456/636	T	E7HZ	4200-EN	A12 3200-Z-1560 538
S	E6HZ	4200-N	MJACA105 47X	T	E7HZ	4200-CB	A26 3200-D-1616 488/680	T	E7HZ	4200-EP	A12 3200-Z-1560 563
S	E6HZ	4200-P	MJACA105 46X	T	E7HZ	4200-CC	A8 3200-R-1500 488	T	E7HZ	4200-ER	A12 3200-Z-1560 614
S	E6HZ	4200-R	MJACA105 45X	T	E7HZ	4200-CD	A8 3200-R-1500 529	T	E7HZ	4200-ES	A12 3200-Z-1560 683
S	E6HZ	4200-S	MJACA105 39X	T	E7HZ	4200-CE	A8 3200-R-1500 586	T	E7HZ	4200-ET	A12 3200-Z-1560 717
S	E6HZ	4200-T	MJACA105 48X	T	E7HZ	4200-CF	A8 3200-R-1500 643	T	E7HZ	4200-EV	A13 3200-Z-1560 410
S	E6HZ	4200-V	MJACA107 55X	T	E7HZ	4200-CG	A8 3200-R-1500 683	T	E7HZ	4200-EW	A13 3200-Z-1560 430
S	E6HZ	4200-W	MJACA107 58X	T	E7HZ	4200-CH	A8 3200-R-1500 717	T	E7HZ	4200-EX	A13 3200-Z-1560 456
S	E6HZ	4200-X	MJACA104 47X	T	E7HZ	4200-CJ	A7 3200-R-1500 456	T	E7HZ	4200-EY	A13 3200-Z-1560 489
S	E6HZ	4200-Y	MJACA104 48X	T	E7HZ	4200-CK	A7 3200-R-1500 488	T	E7HZ	4200-EZ	A13 3200-Z-1560 538
S	E6HZ	4200-Z	MJACA107 57X	T	E7HZ	4200-CL	A7 3200-R-1500 529	T	E7HZ	4200-F	A10 3200-F-1488 488
T	E7HZ	4200-A	A9 3200-F-1488 488	T	E7HZ	4200-CM	A7 3200-R-1500 586	T	E7HZ	4200-FA	A13 3200-Z-1560 563
T	E7HZ	4200-AA	A11 3200-M-1547 717	T	E7HZ	4200-CN	A7 3200-R-1500 643	T	E7HZ	4200-FB	A13 3200-Z-1560 614
T	E7HZ	4200-AB	A12 3200-M-1547 456	T	E7HZ	4200-CP	A7 3200-R-1500 683	T	E7HZ	4200-FC	A14 3200-Z-1560 342
T	E7HZ	4200-AC	A12 3200-M-1547 488	T	E7HZ	4200-CR	A7 3200-R-1500 717	T	E7HZ	4200-FD	A14 3200-Z-1560 358
T	E7HZ	4200-AD	A12 3200-M-1547 529	T	E7HZ	4200-CS	A5 3200-R-1500 391	T	E7HZ	4200-FE	A14 3200-Z-1560 373
T	E7HZ	4200-AE	A12 3200-M-1547 586	T	E7HZ	4200-CT	A5 3200-R-1500 410	T	E7HZ	4200-FF	A14 3200-Z-1560 391
T	E7HZ	4200-AF	A12 3200-M-1547 643	T	E7HZ	4200-CV	A5 3200-R-1500 456	T	E7HZ	4200-FG	A14 3200-Z-1560 410
T	E7HZ	4200-AG	A12 3200-M-1547 683	T	E7HZ	4200-CW	A5 3200-R-1500 488	T	E7HZ	4200-FH	A14 3200-Z-1560 430
T	E7HZ	4200-AH	A12 3200-M-1547 717	T	E7HZ	4200-CX	A5 3200-R-1500 529	T	E7HZ	4200-FJ	A14 3200-Z-1560 456
T	E7HZ	4200-AJ	A13 3200-M-1547 391	T	E7HZ	4200-CY	A5 3200-R-1500 586	T	E7HZ	4200-FK	A14 3200-Z-1560 489
T	E7HZ	4200-AK	A13 3200-M-1547 410	T	E7HZ	4200-CZ	A5 3200-R-1500 643	T	E7HZ	4200-FL	A15 3200-Z-1560 342
T	E7HZ	4200-AL	A13 3200-M-1547 456	T	E7HZ	4200-D	A10 3200-F-1488 430	T	E7HZ	4200-FM	A15 3200-Z-1560 358
T	E7HZ	4200-AM	A13 3200-M-1547 488	T	E7HZ	4200-DA	A5 3200-R-1500 683	T	E7HZ	4200-FN	A15 3200-Z-1560 373
T	E7HZ	4200-AN	A13 3200-M-1547 529	T	E7HZ	4200-DB	A5 3200-R-1500 717	T	E7HZ	4200-FP	A15 3200-Z-1560 391
T	E7HZ	4200-AP	A13 3200-M-1547 586	T	E7HZ	4200-DC	A6 3200-R-1500 391	T	E7HZ	4200-FR	A15 3200-Z-1560 410
T	E7HZ	4200-AR	A13 3200-M-1547 643	T	E7HZ	4200-DD	A6 3200-R-1500 410	T	E7HZ	4200-FS	A15 3200-Z-1560 430
T	E7HZ	4200-AS	A13 3200-M-1547 683	T	E7HZ	4200-DE	A6 3200-R-1500 456	T	E7HZ	4200-FT	A15 3200-Z-1560 456
T	E7HZ	4200-AT	A13 3200-M-1547 717	T	E7HZ	4200-DF	A6 3200-R-1500 488	T	E7HZ	4200-FV	A15 3200-Z-1560 489
T	E7HZ	4200-AV	A14 3200-M-1547 391	T	E7HZ	4200-DG	A6 3200-R-1500 529	T	E7HZ	4200-FW	A37 3200-U-1399 410
T	E7HZ	4200-AW	A14 3200-M-1547 410	T	E7HZ	4200-DH	A6 3200-R-1500 586	T	E7HZ	4200-FX	A37 3200-U-1399 430
T	E7HZ	4200-AX	A14 3200-M-1547 456	T	E7HZ	4200-DJ	A6 3200-R-1500 643	T	E7HZ	4200-FY	A37 3200-U-1399 456
T	E7HZ	4200-AY	A14 3200-M-1547 488	T	E7HZ	4200-DK	A16 3200-D-1564 650/907	T	E7HZ	4200-FZ	A37 3200-U-1399 489

**1980/
FORD TRUCK PARTS**

FORD TO MANUFACTURERS' PART NUMBERS											
C O D E	FORD PART NUMBER	VENDOR PART NUMBER	C O D E	FORD PART NUMBER	VENDOR PART NUMBER	C O D E	FORD PART NUMBER	VENDOR PART NUMBER			
T	E7HZ	4200-G	A10	3200-F-1488	614	T	E8HZ	4200-BS	A32	3200-Z-1560	683
T	E7HZ	4200-GA	A37	3200-U-1399	538	T	E8HZ	4200-BT	A32	3200-Z-1560	717
T	E7HZ	4200-GB	A37	3200-U-1399	563	T	E8HZ	4200-BV	A33	3200-Z-1560	410
T	E7HZ	4200-GC	A37	3200-U-1399	614	T	E8HZ	4200-BW	A33	3200-Z-1560	430
T	E7HZ	4200-GD	A40	3200-U-1399	410	T	E8HZ	4200-BX	A33	3200-Z-1560	456
T	E7HZ	4200-GE	A40	3200-U-1399	430	T	E8HZ	4200-BY	A33	3200-Z-1560	489
T	E7HZ	4200-GF	A40	3200-U-1399	456	T	E8HZ	4200-BZ	A33	3200-Z-1560	538
T	E7HZ	4200-GG	A40	3200-U-1399	489	T	E8HZ	4200-C	A40	3200-Z-1560	373
T	E7HZ	4200-GH	A40	3200-U-1399	538	T	E8HZ	4200-CA	A33	3200-Z-1560	563
T	E7HZ	4200-GJ	A40	3200-U-1399	563	T	E8HZ	4200-CB	A33	3200-Z-1560	614
T	E7HZ	4200-GK	A40	3200-U-1399	614	T	E8HZ	4200-CC	A38	3200-Z-1560	342
T	E7HZ	4200-GL	A38	3200-U-1399	342	T	E8HZ	4200-CD	A38	3200-Z-1560	358
T	E7HZ	4200-GM	A38	3200-U-1399	358	T	E8HZ	4200-CE	A38	3200-Z-1560	373
T	E7HZ	4200-GN	A38	3200-U-1399	373	T	E8HZ	4200-CF	A38	3200-Z-1560	391
T	E7HZ	4200-GP	A38	3200-U-1399	391	T	E8HZ	4200-CG	A38	3200-Z-1560	410
T	E7HZ	4200-GR	A38	3200-U-1399	410	T	E8HZ	4200-CH	A38	3200-Z-1560	430
T	E7HZ	4200-GS	A38	3200-U-1399	430	T	E8HZ	4200-CJ	A38	3200-Z-1560	456
T	E7HZ	4200-GT	A38	3200-U-1399	456	T	E8HZ	4200-CK	A38	3200-Z-1560	489
T	E7HZ	4200-GV	A38	3200-U-1399	489	T	E8HZ	4200-CL	A39	3200-Z-1560	342
T	E7HZ	4200-GW	A39	3200-U-1399	342	T	E8HZ	4200-CM	A39	3200-Z-1560	358
T	E7HZ	4200-GX	A39	3200-U-1399	358	T	E8HZ	4200-CN	A39	3200-Z-1560	373
T	E7HZ	4200-GY	A39	3200-U-1399	373	T	E8HZ	4200-CP	A39	3200-Z-1560	391
T	E7HZ	4200-GZ	A39	3200-U-1399	391	T	E8HZ	4200-CR	A39	3200-Z-1560	410
T	E7HZ	4200-H	A10	3200-F-1488	717	T	E8HZ	4200-CS	A39	3200-Z-1560	430
T	E7HZ	4200-HA	A39	3200-U-1399	410	T	E8HZ	4200-CT	A39	3200-Z-1560	456
T	E7HZ	4200-HB	A39	3200-U-1399	430	T	E8HZ	4200-CV	A39	3200-Z-1560	489
T	E7HZ	4200-HC	A39	3200-U-1399	456	T	E8HZ	4200-CW	A3	3200-C-1511	342
T	E7HZ	4200-HD	A39	3200-U-1399	489	T	E8HZ	4200-CX	A3	3200-C-1511	358
T	E7HZ	4200-HE	A18	3200-F-1566	410/559	T	E8HZ	4200-CY	A3	3200-C-1511	373
T	E7HZ	4200-HF	A20	3200-F-1566	430/586	T	E8HZ	4200-CZ	A3	3200-C-1511	391
T	E7HZ	4200-HG	A22	3200-F-1566	456/622	T	E8HZ	4200-D	A40	3200-Z-1560	391
T	E7HZ	4200-HH	A24	3200-F-1566	488/665	T	E8HZ	4200-DA	A4	3200-C-1511	342
T	E7HZ	4200-HJ	A26	3200-F-1566	538/733	T	E8HZ	4200-DB	A4	3200-C-1511	358
T	E7HZ	4200-HK	A28	3200-F-1566	557/760	T	E8HZ	4200-DC	A4	3200-C-1511	373
T	E7HZ	4200-HL	A30	3200-F-1566	614/838	T	E8HZ	4200-DD	A4	3200-C-1511	391
T	E7HZ	4200-HM	A32	3200-F-1566	650/886	T	E8HZ	4200-DE	A4	3200-C-1511	410
T	E7HZ	4200-HN	A34	3200-F-1566	717/977	T	E8HZ	4200-DF	A76	3200-U-1399	410
T	E7HZ	4200-HP	A19	3200-F-1566	410/559	T	E8HZ	4200-DG	A76	3200-U-1399	430
T	E7HZ	4200-HR	A21	3200-F-1566	430/586	T	E8HZ	4200-DH	A76	3200-U-1399	456
T	E7HZ	4200-HS	A23	3200-F-1566	456/622	T	E8HZ	4200-DJ	A76	3200-U-1399	489
T	E7HZ	4200-HT	A25	3200-F-1566	488/665	T	E8HZ	4200-DK	A76	3200-U-1399	538
T	E7HZ	4200-HV	A27	3200-F-1566	538/733	T	E8HZ	4200-DL	A76	3200-U-1399	563
T	E7HZ	4200-HW	A29	3200-F-1566	557/760	T	E8HZ	4200-DM	A76	3200-U-1399	614
T	E7HZ	4200-HX	A31	3200-F-1566	614/838	T	E8HZ	4200-DN	A72	3200-U-1399	342
T	E7HZ	4200-HY	A33	3200-F-1566	650/886	T	E8HZ	4200-DP	A72	3200-U-1399	358
T	E7HZ	4200-HZ	A35	3200-F-1566	717/977	T	E8HZ	4200-DR	A72	3200-U-1399	373
T	E7HZ	4200-J	A19	3200-H-1568	488/680	T	E8HZ	4200-DS	A72	3200-U-1399	391
T	E7HZ	4200-JA	A13	3200-Z-1560	342	T	E8HZ	4200-DT	A72	3200-U-1399	410
T	E7HZ	4200-JB	A13	3200-Z-1560	358	T	E8HZ	4200-DV	A72	3200-U-1399	430
T	E7HZ	4200-JC	A13	3200-Z-1560	373	T	E8HZ	4200-DW	A72	3200-U-1399	456
T	E7HZ	4200-JD	A13	3200-Z-1560	391	T	E8HZ	4200-DX	A72	3200-U-1399	489
T	E7HZ	4200-JE	A40	3200-U-1399	342	T	E8HZ	4200-DY	A72	3200-U-1399	538
T	E7HZ	4200-JF	A40	3200-U-1399	358	T	E8HZ	4200-DZ	A72	3200-U-1399	563
T	E7HZ	4200-JG	A40	3200-U-1399	373	T	E8HZ	4200-E	A40	3200-Z-1560	410
T	E7HZ	4200-JH	A40	3200-U-1399	391	T	E8HZ	4200-EA	A72	3200-U-1399	614
T	E7HZ	4200-JJ	A6	3200-R-1500	683	T	E8HZ	4200-EB	A74	3200-U-1399	342
T	E7HZ	4200-JK	A6	3200-R-1500	717	T	E8HZ	4200-EC	A74	3200-U-1399	358
T	E7HZ	4200-JL	A13	3200-Z-1560	683	T	E8HZ	4200-ED	A74	3200-U-1399	373

**1980/
FORD TRUCK PARTS**

FORD TO MANUFACTURERS' PART NUMBERS

C O D E	FORD PART NUMBER	VENDOR PART NUMBER	C O D E	FORD PART NUMBER	VENDOR PART NUMBER	C O D E	FORD PART NUMBER	VENDOR PART NUMBER
T	E8HZ 4200-EE	A74 3200-U-1399 391	T	E8HZ 4200-GT	A45 3200-D-1616 586/817	T	E9HZ 4200-AZ	A8 3200-L-1676 410
T	E8HZ 4200-EF	A74 3200-U-1399 410	T	E8HZ 4200-GV	A46 3200-D-1616 586/817	T	E9HZ 4200-B	A1 3200-T-1658 358
T	E8HZ 4200-EH	A74 3200-U-1399 430	T	E8HZ 4200-GW	A44 3200-D-1616 614/857	T	E9HZ 4200-BA	A8 3200-L-1676 430
T	E8HZ 4200-EI	A74 3200-U-1399 456	T	E8HZ 4200-GX	A45 3200-D-1616 614/857	T	E9HZ 4200-BB	A8 3200-L-1676 456
T	E8HZ 4200-EJ	A74 3200-U-1399 489	T	E8HZ 4200-GY	A46 3200-D-1616 614/857	T	E9HZ 4200-BC	A8 3200-L-1676 488
T	E8HZ 4200-EK	A75 3200-U-1399 342	T	E8HZ 4200-GZ	A16 3200-M-1547 430	T	E9HZ 4200-BD	A8 3200-L-1676 529
T	E8HZ 4200-EL	A75 3200-U-1399 358	T	E8HZ 4200-H	A40 3200-Z-1560 489	T	E9HZ 4200-BE	A8 3200-L-1676 586
T	E8HZ 4200-EM	A75 3200-U-1399 373	T	E8HZ 4200-HA	A7 3200-M-1547 430	T	E9HZ 4200-BF	A8 3200-L-1676 614
T	E8HZ 4200-EN	A75 3200-U-1399 391	T	E8HZ 4200-HB	A17 3200-M-1547 430	T	E9HZ 4200-BG	A8 3200-L-1676 643
T	E8HZ 4200-EP	A75 3200-U-1399 410	T	E8HZ 4200-HC	A50 3200-D-1564 430/600	T	E9HZ 4200-BH	A8 3200-L-1676 683
T	E8HZ 4200-ER	A75 3200-U-1399 430	T	E8HZ 4200-HD	A53 3200-D-1564 430/600	T	E9HZ 4200-BJ	A8 3200-L-1676 717
T	E8HZ 4200-ES	A75 3200-U-1399 456	T	E8HZ 4200-HE	A54 3200-D-1564 430/600	T	E9HZ 4200-BK	A12 3200-R-1500 342
T	E8HZ 4200-ET	A75 3200-U-1399 489	T	E8HZ 4200-HF	A50 3200-D-1564 586/817	T	E9HZ 4200-BL	A12 3200-R-1500 358
T	E8HZ 4200-EV	A9 3200-C-1381 342	T	E8HZ 4200-HG	A53 3200-D-1564 586/817	T	E9HZ 4200-BM	A12 3200-R-1500 373
T	E8HZ 4200-EW	A9 3200-C-1381 358	T	E8HZ 4200-HH	A54 3200-D-1564 586/817	T	E9HZ 4200-BN	A12 3200-R-1500 391
T	E8HZ 4200-EX	A9 3200-C-1381 373	T	E8HZ 4200-HJ	A13 3200-M-1547 430	T	E9HZ 4200-BP	A12 3200-R-1500 410
T	E8HZ 4200-EY	A9 3200-C-1381 391	T	E8HZ 4200-HK	A43 3200-D-1616 586/817	T	E9HZ 4200-BR	A12 3200-R-1500 430
T	E8HZ 4200-EZ	A9 3200-C-1381 410	T	E8HZ 4200-HL	A45 3200-D-1616 430/600	T	E9HZ 4200-BS	A12 3200-R-1500 456
T	E8HZ 4200-F	A40 3200-Z-1560 430	T	E8HZ 4200-HM	A14 3200-M-1547 643	T	E9HZ 4200-BT	A12 3200-R-1500 488
T	E8HZ 4200-FA	A10 3200-C-1381 342	T	E8HZ 4200-HN	A14 3200-M-1547 683	T	E9HZ 4200-BV	A12 3200-R-1500 529
T	E8HZ 4200-FB	A10 3200-C-1381 358	T	E8HZ 4200-HP	A14 3200-M-1547 717	T	E9HZ 4200-BW	A12 3200-R-1500 586
T	E8HZ 4200-FC	A10 3200-C-1381 373	T	E8HZ 4200-J	A41 3200-Z-1560 342	T	E9HZ 4200-BX	A12 3200-R-1500 614
T	E8HZ 4200-FD	A10 3200-C-1381 391	T	E8HZ 4200-JC	A14 3200-M-1547 430	T	E9HZ 4200-BY	A12 3200-R-1500 643
T	E8HZ 4200-FE	A10 3200-C-1381 410	T	E8HZ 4200-K	A41 3200-Z-1560 358	T	E9HZ 4200-BZ	A12 3200-R-1500 683
T	E8HZ 4200-FF	A16 3200-M-1547 456	T	E8HZ 4200-L	A41 3200-Z-1560 373	T	E9HZ 4200-C	A1 3200-T-1658 373
T	E8HZ 4200-FG	A16 3200-M-1547 488	T	E8HZ 4200-M	A41 3200-Z-1560 391	T	E9HZ 4200-CA	A12 3200-R-1500 717
T	E8HZ 4200-FH	A16 3200-M-1547 529	T	E8HZ 4200-N	A41 3200-Z-1560 410	T	E9HZ 4200-CB	A7 3200-L-1676 430
T	E8HZ 4200-FI	A16 3200-M-1547 586	T	E8HZ 4200-P	A41 3200-Z-1560 430	T	E9HZ 4200-CC	A7 3200-L-1676 456
T	E8HZ 4200-FK	A16 3200-M-1547 643	T	E8HZ 4200-R	A41 3200-Z-1560 456	T	E9HZ 4200-CD	A7 3200-L-1676 488
T	E8HZ 4200-FL	A16 3200-M-1547 683	T	E8HZ 4200-S	A41 3200-Z-1560 489	T	E9HZ 4200-CE	A7 3200-L-1676 529
T	E8HZ 4200-FM	A16 3200-M-1547 717	T	E8HZ 4200-T	A7 3200-C-1511 342	T	E9HZ 4200-CF	A7 3200-L-1676 586
T	E8HZ 4200-FN	A7 3200-M-1547 391	T	E8HZ 4200-V	A7 3200-C-1511 358	T	E9HZ 4200-CG	A7 3200-L-1676 643
T	E8HZ 4200-FO	A7 3200-M-1547 410	T	E8HZ 4200-W	A7 3200-C-1511 373	T	E9HZ 4200-CH	A7 3200-L-1676 683
T	E8HZ 4200-FP	A7 3200-M-1547 456	T	E8HZ 4200-X	A7 3200-C-1511 391	T	E9HZ 4200-CJ	A7 3200-L-1676 717
T	E8HZ 4200-FS	A7 3200-M-1547 488	T	E8HZ 4200-Y	A7 3200-C-1511 410	T	E9HZ 4200-CK	A48 3200-D-1616 430/600
T	E8HZ 4200-FT	A7 3200-M-1547 529	T	E8HZ 4200-Z	A8 3200-C-1511 342	T	E9HZ 4200-CL	A48 3200-D-1616 456/636
T	E8HZ 4200-FV	A7 3200-M-1547 586	T	E9HZ 4200-A	A1 3200-T-1658 342	T	E9HZ 4200-CM	A48 3200-D-1616 488/680
T	E8HZ 4200-FW	A7 3200-M-1547 643	T	E9HZ 4200-AA	A1 3200-V-1660 563	T	E9HZ 4200-CN	A48 3200-D-1616 538/750
T	E8HZ 4200-FX	A7 3200-M-1547 683	T	E9HZ 4200-AB	A1 3200-V-1660 614	T	E9HZ 4200-CP	A48 3200-D-1616 586/817
T	E8HZ 4200-FY	A7 3200-M-1547 717	T	E9HZ 4200-AC	A1 3200-V-1660 683	T	E9HZ 4200-CR	A48 3200-D-1616 614/857
T	E8HZ 4200-FZ	A17 3200-M-1547 391	T	E9HZ 4200-AD	A1 3200-V-1660 717	T	E9HZ 4200-CS	A48 3200-D-1616 650/907
T	E8HZ 4200-G	A40 3200-Z-1560 456	T	E9HZ 4200-AE	A8 3200-F-1488 430	T	E9HZ 4200-CT	A48 3200-D-1616 683/953
T	E8HZ 4200-GA	A17 3200-M-1547 410	T	E9HZ 4200-AF	A8 3200-F-1488 456	T	E9HZ 4200-CV	A48 3200-D-1616 717/100
T	E8HZ 4200-GB	A17 3200-M-1547 456	T	E9HZ 4200-AG	A8 3200-F-1488 488	T	E9HZ 4200-CW	A9 3200-L-1676 342
T	E8HZ 4200-GC	A17 3200-M-1547 488	T	E9HZ 4200-AH	A8 3200-F-1488 513	T	E9HZ 4200-CX	A9 3200-L-1676 358
T	E8HZ 4200-GD	A17 3200-M-1547 529	T	E9HZ 4200-AJ	A8 3200-F-1488 586	T	E9HZ 4200-CY	A9 3200-L-1676 373
T	E8HZ 4200-GE	A17 3200-M-1547 586	T	E9HZ 4200-AK	A8 3200-F-1488 614	T	E9HZ 4200-CZ	A9 3200-L-1676 391
T	E8HZ 4200-GF	A17 3200-M-1547 643	T	E9HZ 4200-AL	A8 3200-F-1488 717	T	E9HZ 4200-D	A1 3200-T-1658 391
T	E8HZ 4200-GG	A17 3200-M-1547 683	T	E9HZ 4200-AM	A31 3200-H-1568 456/636	T	E9HZ 4200-DA	A9 3200-L-1676 410
T	E8HZ 4200-GH	A17 3200-M-1547 717	T	E9HZ 4200-AN	A31 3200-H-1568 488/680	T	E9HZ 4200-DB	A9 3200-L-1676 430
T	E8HZ 4200-GI	A17 3200-R-1500 456	T	E9HZ 4200-AP	A31 3200-H-1568 538/750	T	E9HZ 4200-DC	A9 3200-L-1676 456
T	E8HZ 4200-GJ	A9 3200-F-1488 586	T	E9HZ 4200-AR	A31 3200-H-1568 586/817	T	E9HZ 4200-DD	A9 3200-L-1676 488
T	E8HZ 4200-GL	A10 3200-F-1488 586	T	E9HZ 4200-AS	A31 3200-H-1568 614/857	T	E9HZ 4200-DE	A9 3200-L-1676 529
T	E8HZ 4200-GM	A26 3200-H-1568 586/817	T	E9HZ 4200-AT	A31 3200-H-1568 683/953	T	E9HZ 4200-DF	A9 3200-L-1676 586
T	E8HZ 4200-GN	A27 3200-H-1568 586/817	T	E9HZ 4200-AV	A8 3200-L-1676 342	T	E9HZ 4200-DG	A9 3200-L-1676 614
T	E8HZ 4200-GP	A12 3200-M-1547 430	T	E9HZ 4200-AW	A8 3200-L-1676 358	T	E9HZ 4200-DH	A9 3200-L-1676 643
T	E8HZ 4200-GR	A44 3200-D-1616 430/600	T	E9HZ 4200-AX	A8 3200-L-1676 373	T	E9HZ 4200-DJ	A9 3200-L-1676 717
T	E8HZ 4200-GS	A44 3200-D-1616 586/817	T	E9HZ 4200-AY	A8 3200-L-1676 391	T	E9HZ 4200-DK	A59 3200-D-1564 430/600

**1980/
FORD TRUCK PARTS**

FORD TO MANUFACTURERS' PART NUMBERS

C O D E	FORD PART NUMBER	VENDOR PART NUMBER	C O D E	FORD PART NUMBER	VENDOR PART NUMBER	C O D E	FORD PART NUMBER	VENDOR PART NUMBER									
T	E9HZ	4200-DL	A59	3200-D-1564	456/636	T	E9HZ	4200-S	A1	3200-V-1660	373	S	B5D	4203-A	20364	1X	
T	E9HZ	4200-DM	A59	3200-D-1564	488/680	T	E9HZ	4200-T	A1	3200-V-1660	391	T	TCAA	4203-A	A	3235-X-388	
T	E9HZ	4200-DN	A59	3200-D-1564	538/750	T	E9HZ	4200-V	A1	3200-V-1660	410	T	TCAA	4203-B	A2	3235-X-388	
T	E9HZ	4200-DP	A59	3200-D-1564	586/817	T	E9HZ	4200-W	A1	3200-V-1660	430	T	61	4204	A	3235-F-266	
T	E9HZ	4200-DR	A59	3200-D-1564	650/907	T	E9HZ	4200-X	A1	3200-V-1660	456	T	79	4204	A	3235-P-250	
T	E9HZ	4200-DS	A59	3200-D-1564	683/953	T	E9HZ	4200-Y	A1	3200-V-1660	489	T			A	3235-L-246	
T	E9HZ	4200-DT	A59	3200-D-1564	717/100	T	E9HZ	4200-Z	A1	3200-V-1660	538	T	7EQ	4204	A	3235-P-354	
T	E9HZ	4200-DV	A15	3200-C-1511	342	T	TACAE	4200-A	A8	3200-L-532	583	E	8Q	4204-A		29036	
T	E9HZ	4200-DW	A15	3200-C-1511	373	T			A8	3200-L-332	583	E	8QH	4204-A		13018	
T	E9HZ	4200-DX	A15	3200-C-1511	391	T	TACAE	4200-B	A8	3200-L-532	620	E	8QH	4204-B		30604	
T	E9HZ	4200-DY	A15	3200-C-1511	410	T	TDAA	4200-A	A	3200-P-484	620	T	8TH	4204	A	3235-B-340	
T	E9HZ	4200-DZ	A17	3200-C-1511	342	T	TDAA	4200-B	A	3200-P-484	680	E	B4T	4204-A		40616	
T	E9HZ	4200-E	A1	3200-T-1658	410	T	TDAW	4200-A	A	3200-L-532	583	T	B5Y	4204-A	A	3235-J-426	
T	E9HZ	4200-EA	A17	3200-C-1511	358	T			G66	3200-A-1093	583	E	B6Q	4204-A		33714	
T	E9HZ	4200-EB	A17	3200-C-1511	373	T	TDAW	4200-B	A	3200-L-532	620	T	B6T	4204-A		B72	3235-Z-884
T	E9HZ	4200-EC	A17	3200-C-1511	391	T	TDAW	4200-C	A	3200-L-532	680	T			A20	3235-B-886	
T	E9HZ	4200-ED	A17	3200-C-1511	410	T	TDBA	4200-A	A8	3200-L-532	680	T			A	3235-M-429	
T	E9HZ	4200-EE	A61	3200-U-1399	342	T	TEAA	4200-A	A15	3200-E-395	680	T	B6T	4204-B	A1	3235-Z-884	
T	E9HZ	4200-EF	A61	3200-U-1399	358	E	TEAA	4200-F		41478		T			A	3235-W-413	
T	E9HZ	4200-EG	A61	3200-U-1399	373	E	TEAA	4200-G		41477		T	B7TZ	4204-A	A	3235-X-882	
T	E9HZ	4200-EH	A61	3200-U-1399	391	T	TEBC	4200-A	A1	3200-A-547	620	E	B8QH	4204-A		41872	
T	E9HZ	4200-EJ	A61	3200-U-1399	410	T	TEBC	4200-B	A1	3200-A-547	680	E	B8QH	4204-B		44176	
T	E9HZ	4200-EK	A61	3200-U-1399	430	T	TEBC	4200-C	A1	3200-A-547	720	T	B8QH	4204-D	A	3835-B-340	
T	E9HZ	4200-EL	A61	3200-U-1399	456	T	TEBC	4200-D	A31	3200-E-395	620	T	B8QH	4204-E	A	3835-C-341	
T	E9HZ	4200-EM	A61	3200-U-1399	489	T	TEBC	4200-E	A31	3200-E-395	680	E	B8QH	4204-F		45454	
T	E9HZ	4200-EN	A61	3200-U-1399	538	T			A31	3200-E-345	680	E	B8QH	4204-G		40118	
T	E9HZ	4200-EP	A61	3200-U-1399	563	T	TEBC	4200-F	A31	3200-E-395	720	E	B8QH	4204-H		88291	
T	E9HZ	4200-ER	A54	3200-U-1399	342	T	TFBP	4200-A	A20	3200-R-538	720	T	B9TT	4204-A	A3	3235-C-497	
T	E9HZ	4200-ES	A54	3200-U-1399	358	E	TGAA	4200-A		38193		S	B9TT	4204-B		21493	X
T	E9HZ	4200-ET	A54	3200-U-1399	373	E	TGAA	4200-B		42633		E	B9TT	4204-C		51559	
T	E9HZ	4200-EV	A54	3200-U-1399	391	E	TGAA	4200-C		42634		S	B9TT	4204-D		21258	X
T	E9HZ	4200-EW	A54	3200-U-1399	410	E	TGAA	4200-D		38194		S	B9TT	4204-E		21251	X
T	E9HZ	4200-EX	A54	3200-U-1399	430	E	TGBU	4200-B		44198		E	B9TT	4204-F		50965	
T	E9HZ	4200-EY	A54	3200-U-1399	456	E	TGBV	4200-B		44196		S	B9TZ	4204-A		706175	X
T	E9HZ	4200-EZ	A54	3200-U-1399	489	E	TUAA	4200-A		38212		E	C0TT	4204-A		52112	
T	E9HZ	4200-F	A1	3200-T-1658	430	E	TUAA	4200-B		38213		E	C0TT	4204-B		101878	
T	E9HZ	4200-FA	A54	3200-U-1399	538	E	TUAA	4200-C		38336		E				52113	
T	E9HZ	4200-FB	A54	3200-U-1399	563	E	TUAA	4200-D		38338		E	C0TT	4204-C		52114	
T	E9HZ	4200-FC	A44	3200-F-1566	430/586	E	TUCE	4200-A		45933		T	C1TT	4204-A	A	3235-K-349	
T	E9HZ	4200-FD	A44	3200-F-1566	456/622	E	TWAW	4200-D		53254		T	C1TT	4204-B	A1	3235-K-349	
T	E9HZ	4200-FE	A44	3200-F-1566	488/665	E	TYAS	4200-B		54591		T	C1TT	4204-C	A2	3235-D-432	
T	E9HZ	4200-FF	A44	3200-F-1566	538/733	E	C3TZ	4A201-A		47641		T	C1TT	4204-D	A2	3235-Q-459	
T	E9HZ	4200-FG	A44	3200-F-1566	557/760	T	E8HZ	4K201-A		1227-P-1056	S	E	C1TT	4204-E		45455	
T	E9HZ	4200-FH	A44	3200-F-1566	614/838	E	01T	4202-MB		25628		E	C1TT	4204-F		46772	
T	E9HZ	4200-FJ	A44	3200-F-1566	650/886	E	59T	4202-M		28406		E				46722	
T	E9HZ	4200-FK	A44	3200-F-1566	717/977	E	7EQH	4202		30328		T	C1TT	4204-G	A	3235-X-492	
T	E9HZ	4200-FL	A44	3200-F-1566	410/559	E	7RT	4202-M		31272		T	C1TT	4204-H	A	3235-W-491	
T	E9HZ	4200-FM	A59	3200-D-1564	391/545	E	8QH	4202		37812		S	C1TT	4204-K		21084	X
T	E9HZ	4200-FN	A59	3200-D-1564	410/572	E	8QH	4202-M		42750		T	C1TZ	4204-A	A	3835-K-375	
T	E9HZ	4200-G	A1	3200-T-1658	456	E	8T	4202-MA		32888		T	C2TZ	4204-B	A	3235-U-619	
T	E9HZ	4200-H	A1	3200-T-1658	489	E	8T	4202-MB		32889		T	C2TZ	4204-C	A	3235-V-620	
T	E9HZ	4200-J	A1	3200-T-1658	538	E	C3TZ	4A202-B		58309		T	C3TZ	4204-A	A	3235-B-574	
T	E9HZ	4200-K	A1	3200-T-1658	563	T	01T	4203-A		A4	2335-L-246	T	C3TZ	4204-B	A	3235-T-566	
T	E9HZ	4200-L	A1	3200-T-1658	614	T	7EQ	4203-A		A2	3235-X-882	T	C3TZ	4204-C	A	3835-E-265	
T	E9HZ	4200-M	A1	3200-T-1658	683	T				A4	3235-P-354	T	C3TZ	4204-E	A1	3835-X-336	
T	E9HZ	4200-N	A1	3200-T-1658	717	T	7EQ	4203-B		A2	3235-X-882	T	C3TZ	4204-F	A	3835-J-296	
T	E9HZ	4200-P	A1	3200-V-1660	342	T				A4	3235-P-354	S	C3TZ	4204-G		30357	
T	E9HZ	4200-R	A1	3200-V-1660	358	T				A	3235-P-354	S	C3TZ	4204-H		21495	X

**1980/
FORD TRUCK PARTS**

FORD TO MANUFACTURERS' PART NUMBERS

C O D E	FORD		VENDOR		C O D E	FORD		VENDOR		C O D E	FORD		VENDOR			
	PART NUMBER	PART NUMBER	PART NUMBER	PART NUMBER		PART NUMBER	PART NUMBER	PART NUMBER	PART NUMBER		PART NUMBER	PART NUMBER	PART NUMBER	PART NUMBER		
S	C3TZ	4204-J	706040	X	E	D6HZ	4204-B	98610		T	E7HZ	4204-E	A	3235-N-1938	S	
S	C3TZ	4204-K	706174	X	E	D6HZ	4204-C	98611		T	E7HZ	4204-F	A1	3235-L-1858	S	
S	C4VY	4204-A	23455	X	T	D7HZ	4204-A	A	3235-S-1371	S	T	E7HZ	4204-G	A8	3235-E-1721	S
T	C5TZ	4204-A	A	3835-J-348	T	D7HZ	4204-B	A	3235-W-1401	S	T	E7HZ	4204-H	A6	3235-C-1719	S
T	C6TZ	4204-A	A	3235-B-730	T	D7HZ	4204-C	A	3235-T-1372	S	T	E7HZ	4204-J	A1	3235-P-1862	S
T	C6TZ	4204-B	A	3235-Z-728	S	D7TZ	4204-A	706615	X	T	E7HZ	4204-K	A	3235-K-1649	S	
S	C6TZ	4204-C	32909		S	D7TZ	4204-B	706629	X	T	E7HZ	4204-L	A	3235-M-1651	S	
S	C6TZ	4204-D	23435	X	S	D7TZ	4204-C	706668	X	T	E7HZ	4204-M	A	3235-F-1618	S	
S	C6TZ	4204-E	23436	X	S	D7TZ	4204-D	706666	X	T	E7HZ	4204-N	A	3235-H-1620	S	
S	C6TZ	4204-F	22283	X	E	D8HZ	4204-A	94800		T	E7HZ	4204-P	A1	3235-S-1865	S	
S	C6TZ	4204-G	32684	X	T	D8HZ	4204-B	B23	3235-B-730	S	S	E7TZ	4204-D	42345		
S	C6TZ	4204-K	21498	X	T	D8HZ	4204-C	A	3235-C-1173	S	T	E8HZ	4204-A	A15	3235-K-1649	
S			26408	X	T	D8HZ	4204-D	A	3235-L-1156	S	T	E8HZ	4204-B	A15	3235-M-1651	
S	C6TZ	4204-L	32931		T	D8HZ	4204-E	A77	3235-Z-728	S	T	E8HZ	4204-C	A10	3235-K-1649	
S	C6TZ	4204-M	25245	X	T	D8HZ	4204-F	A39	3235-Q-1109	S	T	E8HZ	4204-D	A14	3235-K-1649	
S	C6TZ	4204-N	24802	X	T	D8HZ	4204-G	A19	3235-C-1173	S	T	E8HZ	4204-E	A14	3235-M-1651	
S	C6TZ	4204-P	32681		T			A12	3235-C-1173	S	T	E8HZ	4204-F	A12	3235-K-1649	
S	C6TZ	4204-R	706008	X	T	D8HZ	4204-H	A26	3235-L-1156	S	T	E8HZ	4204-G	A	3235-U-1841	
S	C6TZ	4204-S	706025	X	T			A16	3235-L-1156	S	T	E8HZ	4204-H	A	3235-W-1843	
S	C6TZ	4204-T	706054	X	S	D8TZ	4204-A	706612	X	T	E8HZ	4204-J	A2	3235-W-1843		
S	C6TZ	4204-V	706007	X	S	D8TZ	4204-B	706625	X	S	E8TZ	4204-A	707062	X		
S	C6TZ	4204-W	706005	X	S	D8TZ	4204-C	706696	X	T	E9HZ	4204-A	A2	3235-U-1841	S	
S	C6TZ	4204-X	706006	X	S	D8TZ	4204-D	706610	X	T	E9HZ	4204-B	A8	3235-U-1841	S	
S	C6TZ	4204-Y	706024	X	E	D9HZ	4204-A	106397		T	E9HZ	4204-C	A8	3235-W-1843	S	
S	C7TZ	4204-A	22292	X	S	D9UZ	4204-A	706667	X	T	E9HZ	4204-D	A10	3235-S-1813	S	
S			26411	X	S	EOHZ	4204-A	GGAKF100	X	T	E9HZ	4204-E	A10	3235-F-1982	S	
S	C7TZ	4204-B	706053	X	S	EOHZ	4204-B	MJAKF100	X	T	E9HZ	4204-F	A10	3235-H-1984	S	
E	C8TZ	4204-A	68910		E	EOHZ	4204-C	106974		T	E9HZ	4204-G	A12	3235-S-1813	S	
T	C8TZ	4204-B	A	3235-D-888	E	EOHZ	4204-D	106975		T	E9HZ	4204-H	A12	3235-F-1982	S	
E	C8TZ	4204-C	68021		T	EOHZ	4204-E	A32	3235-N-1106	T	E9HZ	4204-J	A12	3235-H-1984	S	
S	C9TZ	4204-A	26400	X	T	EOHZ	4204-F	A28	3235-D-1174	S	E9UZ	4204-A	707140	X		
S	C9TZ	4204-B	26403	X	S	EOHZ	4204-G	GGAKP102	X	S	E9UZ	4204-B	707146	X		
S	C9TZ	4204-C	706084	X	S	EOTZ	4204-A	706742	X	S	E9UZ	4204-C	707136	X		
S	C9TZ	4204-D	706083	X	S	EOTZ	4204-B	706743	X	S	E9UZ	4204-D	707164	X		
S	D1TZ	4204-A	35801		S	EOTZ	4204-C	706710	X	S			707142	X		
S	D1TZ	4204-B	35812		S	EOTZ	4204-D	706712	X	S	E9UZ	4204-E	707138	X		
S	D1TZ	4204-C	35669		S	EOTZ	4204-E	706732	X	S	E9UZ	4204-F	707144	X		
S	D1TZ	4204-D	35655		S	EOTZ	4204-F	700094		T	TCAA	4204-A	A	3235-X-388		
S	D1TZ	4204-E	706039	X	E	E1HZ	4204-A	109234		T	TDAA	4204-A	A	3235-B-392		
S	D1TZ	4204-F	706038	X	E	E1HZ	4204-B	118139		E	O1T	4205-M	20760			
S	D1TZ	4204-G	706023	X	E	E2HZ	4204-A	118138		S	1M	4205-A	18458			
S	D1TZ	4204-H	706022	X	S	E2UZ	4204-A	706842	X	S	1M	4205-B	18422			
S	D2TZ	4204-A	35088		S	E2UZ	4204-B	706843	X	E	7EQH	4205	27812			
S	D2TZ	4204-B	35077		E	E3HZ	4204-A	104609		E	8Q	4205-A	25967			
S	D2TZ	4204-C	706197	X	S	E4HZ	4204-A	GGAKF102	X	S	B5D	4205-A	30258			
S	D2TZ	4204-D	706198	X	T	E4HZ	4204-B	A	3235-Q-1681	S	S	B5D	4205-B	706041	X	
S	D2TZ	4204-E	706051	X	T	E4HZ	4204-C	A	3235-N-1678	S	E	B6QH	4205-A	37666		
S	D2TZ	4204-F	706052	X	S	E4TZ	4204-A	706068	X	E	DOHZ	4205-A	C	83940		
T	D3HZ	4204-A	A17	3235-K-661	S	E5TZ	4204-A	707029	X	E	D3HZ	4205-A	88283			
T	D3HZ	4204-B	A46	3235-D-394	S	E5UZ	4204-A	707027	X	S	D4TZ	4205-A	36815			
T	D3TZ	4204-B	B3	3235-U-619	T	E6HZ	4204-A	038051	2	S	D4TZ	4205-B	706400	X		
T			A20	3235-U-619	T	E6HZ	4204-B	038049	0	S	D94Z	4205-A	706677			
T	D3TZ	4204-C	A83	3235-V-620	S	E6HZ	4204-C	A1	3235-N-1366	S	S	D9UZ	4205-A	706677	X	
T			A16	3235-V-620	S	E6HZ	4204-D	MJAKF103	X	T	TBAA	4205-A	3235-V-386			
E	D5HZ	4204-A	96794		T	E7HZ	4204-A	A	3235-J-1726	S	E	TVAA	4205-A	33785		
E	D5HZ	4204-B	94799		T	E7HZ	4204-B	A	3235-G-1723	S	S	C3TZ	4A205-A	21222	D	
T	D5TZ	4204-A	A	3235-P-1134	T	E7HZ	4204-C	A1	3235-W-1869	S	T	D7HZ	4A205-A	S	2612	1
E	D6HZ	4204-A	98584		T	E7HZ	4204-D	A	3235-Q-1941	S	E	O1T	4206-M	20761		

**1980/
FORD TRUCK PARTS**

FORD TO MANUFACTURERS' PART NUMBERS								
C O D E	FORD PART NUMBER	VENDOR PART NUMBER	C O D E	FORD PART NUMBER	VENDOR PART NUMBER	C O D E	FORD PART NUMBER	VENDOR PART NUMBER
E	7EQH 4206	27811	E		99667	E	B9TT 4209-M	48816
E	8Q 4206-A	27862	T	B6T 4209-A	A 35512 6	E	B9TT 4209-N	48826
E	B6QH 4206-A	33407	T		A 35512	E	B9TT 4209-R	48815
E	DOHZ 4206-A	C 45452	T	B6T 4209-B	A 35510 5	E	B9TT 4209-S	48825
E	TVAA 4206-A	33784	T		A 35510	E	C0TT 4209-A	55574
T	01T 4209-A	A 34502	T	B6T 4209-C	A 35540	E	C0TZ 4209-A	33942
T	01Y 4209-A	A 34552	T	B6T 4209-D	A 35538	T	C1TT 4209-A	A 35530 2
T	01Y 4209-B	A 34626	T	B6T 4209-E	A 35536	E	C1TT 4209-AA	55587
S	1M 4209-A	18443 X	T	B6T 4209-F	A 35514 6	E	C1TT 4209-AB	55589
S	1M 4209-B	18448 X	T		A 35514	E	C1TT 4209-AC	55590
S	1M 4209-D	18424 X	E	B6TZ 4209-A	33941	T	C1TT 4209-AD	A 35252 3
S	1M 4209-E	18435 X	E	B6TZ 4209-B	71775	T	C1TT 4209-AE	A 35302 2
E	2Q 4209-A	103279	E	B6TZ 4209-C	70392	E	C1TT 4209-AF	50227
E		32101	E	B6TZ 4209-D	99490	E	C1TT 4209-AG	50228
E	59T 4209-M	25843	E	B6TZ 4209-E	99648	E	C1TT 4209-AH	48410
T	7EQ 4209-A	A 35352	T	B6Y 4209-A	A 35518	E	C1TT 4209-AJ	50214
T	7EQ 4209-B	A 35350	E	B8QH 4209-A	40061	E		55585
E	7EQH 4209-M	27898	E	B8QH 4209-E	41333	E	C1TT 4209-AK	47348
S	8M 4209-C	18384 X	E	B8QH 4209-F	43846	E	C1TT 4209-AL	48823
E	8Q 4209-A	32100	T	B8QH 4209-G	A 35338 2	E	C1TT 4209-AS	47995
E	8QH 4209	37485	T	B8QH 4209-H	A 35460 3	T	C1TT 4209-AU	A 35814 2
E		29272	E	B8QH 4209-J	40317	T	C1TT 4209-AV	A 35812 1
E	8T 4209-MA	32867	E	B8QH 4209-K	41972	T	C1TT 4209-AY	35802 1
E	8T 4209-MB	32868	E	B8QH 4209-L	39094	T	C1TT 4209-AZ	A 35806 1
T	8TH 4209-A	A 35194 1	E	B8QH 4209-M	41997	T	C1TT 4209-BA	35748 1
T		A 35200	E		99666	T	C1TT 4209-BB	A 35810 1
T	8TH 4209-B	A 35194 2	T	B8QH 4209-N	A 35448 3	T	C1TT 4209-BB	A 35800 1
T		A 35194	E	B8QH 4209-P	39219	S	C1TT 4209-BC	21092 X
T	8TH 4209-C	A 35172	E		66825	S	C1TT 4209-BD	21633 X
S	AB 4209-D	18518 X	E	B8QH 4209-Q	39220	S	C1TT 4209-BE	21091 X
E	B4QH 4209-A	39852	E		66820	T	C1TT 4209-BF	A 35528 1
E	B4QH 4209-B	39221	E	B8QH 4209-R	44060	E	C1TT 4209-BG	48812
E		39855	E		40060	E	C1TT 4209-BH	44813
E	B4T 4209-A	35931	E	B8QH 4209-T	41971	E		48813
E	B4T 4209-B	35930	E	B8QH 4209-U	40315	T	C1TT 4209-C	A 35768 1
E	B4T 4209-C	40608	E	B8QH 4209-V	41970	T	C1TT 4209-D	A 35788 1
E	B4TZ 4209-A	39218	E	B8QH 4209-X	40059	T	C1TT 4209-E	A 35596 1
E		66830	E	B8T 4209-A	45637	T	C1TT 4209-F	A 35792 1
E	B4TZ 4209-B	39221	E	B8T 4209-B	45638	T	C1TT 4209-G	A 35790 1
E		66835	E	B8T 4209-C	45014	T	C1TT 4209-H	A 35606 1
E	B4TZ 4209-C	99491	E	B8T 4209-D	46052	T	C1TT 4209-J	A 35764 1
E	B4TZ 4209-D	99495	E	B8TZ 4209-A	70389	T		A 35674 1
S	B5A 4209-F	706017 11X	E	B8TZ 4209-B	70391	T	C1TT 4209-K	A 35670 1
S	B5D 4209-A	20374 X	E	B8TZ 4209-C	99494	T	C1TT 4209-L	A 35676 1
S	B5D 4209-B	20366 X	T	B9TT 4209-A	A 39846	T		A 35656 1
S	B5S 4209-A	18513 X	T		A 35846	T	C1TT 4209-M	A 35444
T	B5Y 4209-A	A 35508	T	B9TT 4209-B	A 39844	T	C1TT 4209-N	A 35136
T	B5Y 4209-B	A 35506	T		A 35844	T	C1TT 4209-R	A 35208 6
S	B6D 4209-A	20441 X	T	B9TT 4209-C	A 35842	T	C1TT 4209-S	A 35134
E	B6Q 4209-A	55575	E	B9TT 4209-D	48824	T	C1TT 4209-T	A 35178 5
E	B6QH 4209-A	41443	E	B9TT 4209-E	48814	T	C1TT 4209-U	A 35932 1
E	B6QH 4209-B	41444	E	B9TT 4209-F	39096	T	C1TT 4209-V	A 35768
E	B6QH 4209-C	99668	E	B9TT 4209-G	40058	E	C1TT 4209-Y	43845
E		71797	E	B9TT 4209-H	40598	E	C1TT 4209-Z	52015
E		39748	E	B9TT 4209-J	48431	E		50215
E	B6QH 4209-D	35058	E	B9TT 4209-K	48817	E		55586
E	B6QH 4209-E	35057	E	B9TT 4209-L	98687	E	C1TZ 4209-AA	50216
E	B6QH 4209-F	39095	E		48827	E	C1TZ 4209-AB	50218

1980/
FORD TRUCK PARTS

FORD TO MANUFACTURERS' PART NUMBERS

C O D E	FORD PART NUMBER	VENDOR PART NUMBER	C O D E	FORD PART NUMBER	VENDOR PART NUMBER	C O D E	FORD PART NUMBER	VENDOR PART NUMBER			
E	C1TZ	4209-AC	50219	E	C3TZ	4209-N	45308	S	C6TZ	4209-E	24813 X
T	C1TZ	4209-AM	A 35538 4	T	C3TZ	4209-R	A 35588	S	C6TZ	4209-F	24807 X
T			A 35538 2	T	C3TZ	4209-S	A 35586	E	C6TZ	4209-G	62103
T			A 35538 10	E	C3TZ	4209-T	55938	S	C6TZ	4209-H	22284 X
T	C1TZ	4209-AN	A 35540 8	E	C4TZ	4209-A	53281	S	C6TZ	4209-K	25057 X
T			A 35540 5	E	C4TZ	4209-B	53282	T	C6TZ	4209-M	A 35954 1
T			A 35540 4	E	C4TZ	4209-C	53284	T	C6TZ	4209-N	A 36054 1
T	C1TZ	4209-AR	A 35536 9	E	C4TZ	4209-D	53283	E	C6TZ	4209-P	53336
T			A 35536 6	E	C4TZ	4209-E	53285	E	C6TZ	4209-R	53280
T			A 35536 4	T	C4TZ	4209-F	A 35816 6	S	C7TZ	4209-A	25608 X
E	C1TZ	4209-BG	49642	E	C4TZ	4209-G	53337	S	C7TZ	4209-B	25612 X
E	C1TZ	4209-BH	49643	E	C4TZ	4209-H	53338	S	C7TZ	4209-C	25611 X
E	C1TZ	4209-BJ	49366	E	C4TZ	4209-J	53339	S	C7TZ	4209-D	25127 X
E			55392	E	C4TZ	4209-K	53340	S	C7TZ	4209-E	25538 X
E	C1TZ	4209-BK	70386	E	C4TZ	4209-L	53341	S	C7TZ	4209-F	25609 X
E	C1TZ	4209-BL	70387	E	C4TZ	4209-M	53342	T	C7TZ	4209-G	A 35590
T	C1TZ	4209-CA	A 35800 9	E	C4TZ	4209-N	56792	T	C7TZ	4209-H	A 35702
T	C1TZ	4209-CB	A 35802 10	E	C4TZ	4209-P	A 35818 6	T	C7TZ	4209-J	A 35856
T	C1TZ	4209-CC	A 35806 11	T			A 35818 6	E	C7TZ	4209-K	73311
T	C1TZ	4209-CD	A 35810 10	E	C4TZ	4209-R	70384	E	C7TZ	4209-L	73314
T	C1TZ	4209-CE	A 35812 11	T	C4TZ	4209-T	A 35816 10	S	C7TZ	4209-N	706091 3X
T	C1TZ	4209-CF	A 35814 8	T	C4TZ	4209-U	A 35818 12	S	C7TZ	4209-P	706091 1X
E	C1TZ	4209-CK	98125	T			A 35816 12	S	C7TZ	4209-R	706091 2X
E	C1TZ	4209-CL	98741	E	C4TZ	4209-V	98111	S	C7TZ	4209-S	706033 4X
E	C1TZ	4209-CM	98742	T	C5TZ	4209-A	A 35564 1	S	C7TZ	4209-T	706033 2X
E	C1TZ	4209-CN	99496	T	C5TZ	4209-B	A 35560 1	S	C7TZ	4209-V	706091 4X
E	C1TZ	4209-CO	98126	T	C5TZ	4209-C	A 35566 1	E	C7TZ	4209-W	98110
E	C1TZ	4209-CS	98124	T	C5TZ	4209-D	A 35784 1	S	C7TZ	4209-X	706997 1X
E	C2TZ	4209-B	48731	T	C5TZ	4209-E	A 35782 1	S	C7TZ	4209-Y	706997 2X
E	C2TZ	4209-C	54445	T	C5TZ	4209-F	A 35562 1	S	C7TZ	4209-Z	706997 4X
E	C2TZ	4209-E	48731	S	C5TZ	4209-G	23212 X	E	C8HZ	4209-A	88342
E	C2TZ	4209-F	54445	T	C5TZ	4209-H	A 35704	E	C8HZ	4209-B	98127
E	C2TZ	4209-H	98130	E	C5TZ	4209-J	33943	E	C8HZ	4209-C	99505
T	C3TA	4209-E	35376	T	C5TZ	4209-K	A 36134 1	S	C8TZ	4209-A	26008 X
T	C3TZ	4209-A	A 36036 1	T	C5TZ	4209-L	A 36102 1	E	C8TZ	4209-AA	50217
E	C3TZ	4209-AA	50225	T	C5TZ	4209-M	A 35564	E	C8TZ	4209-AB	80188
E	C3TZ	4209-AB	50226	S	C6TZ	4209-A	22736 X	E	C8TZ	4209-AC	80189
E	C3TZ	4209-AC	50229	E	C6TZ	4209-AB	70383	S	C8TZ	4209-AE	706048 1X
E	C3TZ	4209-AD	52491	E	C6TZ	4209-AC	70388	E	C8TZ	4209-AF	98755
T	C3TZ	4209-AE	A 35376 1	E	C6TZ	4209-AD	53279	E	C8TZ	4209-B	66840
T	C3TZ	4209-AF	A 35344 1	E	C6TZ	4209-AE	55937	E	C8TZ	4209-C	66843
T	C3TZ	4209-AG	A 35412 2	T	C6TZ	4209-AF	A 35808 12	E	C8TZ	4209-D	66846
S	C3TZ	4209-AH	20518 X	T	C6TZ	4209-AG	A 36446 8	E	C8TZ	4209-E	66849
E	C3TZ	4209-AK	70385	T	C6TZ	4209-AH	A 36028 13	E	C8TZ	4209-F	66851
E	C3TZ	4209-AL	70390	S	C6TZ	4209-AJ	706017 4X	E	C8TZ	4209-G	66853
E			99646	S	C6TZ	4209-AK	706017 5X	E	C8TZ	4209-H	66855
E	C3TZ	4209-AR	96834	S	C6TZ	4209-AL	706017 3X	E	C8TZ	4209-J	74040
E	C3TZ	4209-AS	98739	S	C6TZ	4209-AM	706033 1X	E	C8TZ	4209-K	74041
E	C3TZ	4209-AT	98740	S	C6TZ	4209-AN	706033 3X	E	C8TZ	4209-L	74042
E	C3TZ	4209-AV	98744	E	C6TZ	4209-AR	96838	T	C8TZ	4209-M	A 36950
T	C3TZ	4209-B	A 35970 1	E	C6TZ	4209-AS	96872	T	C8TZ	4209-N	A 36952
T	C3TZ	4209-C	A 35972 1	S	C6TZ	4209-B	22745 X	T	C8TZ	4209-R	A 37070
T	C3TZ	4209-D	A 35978 1	S			32073	T	C8TZ	4209-S	A 37072
T	C3TZ	4209-F	A 35926	S			18520	E	C8TZ	4209-T	74002
T	C3TZ	4209-G	A2 3889-L-272	S	C6TZ	4209-C	22856 X	E	C8TZ	4209-U	74003
T	C3TZ	4209-J	A4 3889-L-272	S			32171	E	C8TZ	4209-Y	74004
T	C3TZ	4209-K	A 35968 1	S			18437	E	DOHZ	4209-A	84067
E	C3TZ	4209-L	46839	S	C6TZ	4209-D	23592 X	E	DOHZ	4209-B	84068

**1980/
FORD TRUCK PARTS**

CROSS REFERENCE LIST 243

FORD TO MANUFACTURERS' PART NUMBERS

C O D E	FORD PART NUMBER	VENDOR PART NUMBER	C O D E	FORD PART NUMBER	VENDOR PART NUMBER	C O D E	FORD PART NUMBER	VENDOR PART NUMBER
E	D2HZ 4209-A	98743	E	D6HZ 4209-AJ	99507	T	D7HZ 4209-K	A 35774 8S
E	D2HZ 4209-B	85128	E	D6HZ 4209-AK	99508	T	D7HZ 4209-L	A 37944 1S
T	D3HZ 4209-A	A 37708 2	E	D6HZ 4209-AL	99509	T	D7HZ 4209-M	A 35344 9S
T	D3HZ 4209-AA	A 36036 S	E	D6HZ 4209-AM	96841	T	D7HZ 4209-N	A10 3889-L-272 S
T	D3HZ 4209-AB	A 36054 S	E	D6HZ 4209-AN	96842	T	D7HZ 4209-P	A 37058 S
T	D3HZ 4209-AC	A 35968 S	E	D6HZ 4209-AP	96843	T	D7HZ 4209-R	A 35778 9
T	D3HZ 4209-AD	A 36102 S	E	D6HZ 4209-AR	96799	T	D7HZ 4209-S	A 35732 13
T	D3HZ 4209-B	A 36038	E	D6HZ 4209-AS	96800	T		A 35732 12
S	D3HZ 4209-C	25966 X	E	D6HZ 4209-AT	96801	T	D7HZ 4209-T	A 35774 11
E	D3HZ 4209-E	88338	E	D6HZ 4209-AV	96840	T	D7HZ 4209-V	A 37944 5
E	D3HZ 4209-F	99930	E	D6HZ 4209-AW	99520	T	D7HZ 4209-W	A 38790 3
E		88339	E	D6HZ 4209-AX	99521	S	D7TZ 4209-A	706613 1X
E	D3HZ 4209-G	88340	E	D6HZ 4209-AY	98115	S	D7TZ 4209-B	706613 2X
E	D3HZ 4209-H	88341	E	D6HZ 4209-AZ	96627	S	D7TZ 4209-C	706613 3X
E	D3HZ 4209-J	88343	E	D6HZ 4209-B	96620	S	D7TZ 4209-D	706613 4X
E	D3HZ 4209-L	88337	E	D6HZ 4209-BA	96628	S	D7TZ 4209-E	706660 1X
T	D3HZ 4209-M	A 37710 1	E	D6HZ 4209-BB	96629	S	D7TZ 4209-F	706660 3X
T	D3HZ 4209-N	A 35798 3	E	D6HZ 4209-BC	96630	E	D8HZ 4209-A	96641
T	D3HZ 4209-R	A 36118 2	E	D6HZ 4209-BD	98264	T	D8HZ 4209-AA	KIT 1397 529
T	D3HZ 4209-S	A 35430 2	E	D6HZ 4209-BE	98265	T	D8HZ 4209-AB	KIT 1395 529
S	D3HZ 4209-T	706061 5X	E	D6HZ 4209-BF	98101	T	D8HZ 4209-AC	KIT 1397 617
T	D3HZ 4209-V	A 35954 S	E	D6HZ 4209-BG	98102	T	D8HZ 4209-AD	KIT 1395 617
T	D3HZ 4209-W	A 35978 S	E	D6HZ 4209-BH	98103	T	D8HZ 4209-AE	A 37542 3
T	D3HZ 4209-X	A 35972 S	E	D6HZ 4209-BJ	98104	T	D8HZ 4209-AF	A 37544 3
T	D3HZ 4209-Y	A 35970 S	E	D6HZ 4209-BK	98105	T	D8HZ 4209-AG	A 37548 3
T	D3HZ 4209-Z	A 36134 S	E	D6HZ 4209-BL	98106	T	D8HZ 4209-AH	KIT 1395 410
S	D3TZ 4209-A	26013 X	T	D6HZ 4209-BM	A 36162 1	E	D8HZ 4209-B	96642
S	D3TZ 4209-B	25965 X	E	D6HZ 4209-C	96621	E	D8HZ 4209-C	96643
E	D3TZ 4209-C	46841	E	D6HZ 4209-D	96622	T	D8HZ 4209-D	A 37598 S1
E		46481	E	D6HZ 4209-E	96623	T	D8HZ 4209-E	A 37528 S1
S	D3TZ 4209-D	26010 X	E	D6HZ 4209-F	96624	T	D8HZ 4209-F	A 37532 S1
S	D3TZ 4209-E	28305 X	E	D6HZ 4209-G	96625	T	D8HZ 4209-G	A 37888 S
E	D3TZ 4209-F	88356	E	D6HZ 4209-H	96839	T	D8HZ 4209-H	A 37888 2S
E	D3TZ 4209-G	88357	E	D6HZ 4209-J	99526	T	D8HZ 4209-J	A 35178 10S
E	D3TZ 4209-H	88358	E	D6HZ 4209-K	96837	T	D8HZ 4209-K	A 35208 10S
E	D3TZ 4209-J	88359	E	D6HZ 4209-L	96835	T	D8HZ 4209-L	KIT 1397 370
S	D3TZ 4209-K	706048 3X	E	D6HZ 4209-M	96836	T	D8HZ 4209-M	KIT 1395 370
S	D3TZ 4209-L	706048 4X	E	D6HZ 4209-N	99523	T	D8HZ 4209-N	KIT 1397 411
S	D3TZ 4209-M	706048 2X	E	D6HZ 4209-P	99524	T	D8HZ 4209-P	KIT 1395 411
S	D3TZ 4209-N	706061 2X	E	D6HZ 4209-R	99522	T	D8HZ 4209-R	KIT 1397 433
S	D3TZ 4209-P	706396 1X	E	D6HZ 4209-S	98109	T	D8HZ 4209-S	KIT 1395 433
S	D3TZ 4209-R	706061 3X	E	D6HZ 4209-T	98113	T	D8HZ 4209-T	KIT 1397 444
S	D3TZ 4209-S	706999 8X	E	D6HZ 4209-V	98112	T	D8HZ 4209-V	KIT 1395 444
S	D4TZ 4209-A	25784 X	E	D6HZ 4209-W	98114	T	D8HZ 4209-W	KIT 1397 463
E	D5HZ 4209-A	94270 A	E	D6HZ 4209-X	96873	T	D8HZ 4209-X	KIT 1395 463
E	D5HZ 4209-B	98128	E	D6HZ 4209-Y	96874	T	D8HZ 4209-Y	KIT 1397 488
E	D5HZ 4209-C	98129	E	D6HZ 4209-Z	96876	T	D8HZ 4209-Z	KIT 1395 488
S	D5TZ 4209-A	28298 X	E	D6TZ 4209-A	98756	S	D8TZ 4209-A	706600 1X
S	D5UZ 4209-A	29420 X	E	D6TZ 4209-B	98757	S	D8TZ 4209-B	706600 3X
E	D6HZ 4209-A	96619	T	D7HZ 4209-A	A 37588 4	S	D8TZ 4209-C	706600 2X
E	D6HZ 4209-AA	96877	T	D7HZ 4209-B	A 37542 S1	S	D8TZ 4209-D	706661 1X
E	D6HZ 4209-AB	96878	T	D7HZ 4209-C	A 37534 S1	S	D8TZ 4209-E	706660 2X
E	D6HZ 4209-AC	96879	T	D7HZ 4209-D	A 37544 S1	S	D8TZ 4209-F	706661 2X
E	D6HZ 4209-AD	98108	T	D7HZ 4209-E	A 37536 S1	T	D9HZ 4209-A	A 38128 1
E	D6HZ 4209-AE	99525	T	D7HZ 4209-F	A 37546 S1	T	D9HZ 4209-B	A 38126 1
E	D6HZ 4209-AF	96833	T	D7HZ 4209-G	A 37548 S1	T	D9HZ 4209-C	A 38124 1
E	D6HZ 4209-AG	96875	T	D7HZ 4209-H	A 35778 5S	E	D9HZ 4209-D	96802
E	D6HZ 4209-AH	99506	T	D7HZ 4209-J	A 35732 9S	T	D9HZ 4209-E	A 36100 S

July, 1989

COPYRIGHT © 1989 — FORD MOTOR COMPANY — DEARBORN, MICHIGAN

New Issue

**1980/
FORD TRUCK PARTS**

FORD TO MANUFACTURERS' PART NUMBERS											
C O D E	FORD		VENDOR	C O D E	FORD		VENDOR	C O D E	FORD		VENDOR
	PART	NUMBER	PART		NUMBER	PART	NUMBER		PART	NUMBER	PART
S	D9UZ	4209-A	706661 4X	T	E2HZ	4209-D	A 35156 7S	E	E3HZ	4209-X	111518
S	D9UZ	4209-B	706661 5X	E	E2HZ	4209-E	113450	E	E3HZ	4209-Y	111519
S	D9UZ	4209-C	706661 6X	E	E2HZ	4209-F	113451	E	E3HZ	4209-Z	111520
S	D9UZ	4209-D	706661 3X	E	E2HZ	4209-G	113455	S	E3TZ	4209-E	706860 3X
S	D9UZ	4209-E	706600 7X	E	E2HZ	4209-H	113466	S	E3TZ	4209-F	706600 13X
S	EOHZ	4209-A	GGAKG100 X	E	E2HZ	4209-J	113468	S	E3TZ	4209-G	706860 5X
E	EOHZ	4209-AA	104540	E	E2HZ	4209-K	113467	S	E3TZ	4209-K	706835 3X
E	EOHZ	4209-AB	104542	E	E2HZ	4209-L	113469	S	E3TZ	4209-L	706998 1X
E	EOHZ	4209-AC	99899	E	E2HZ	4209-M	107541	S	E3TZ	4209-M	706998 3X
T	EOHZ	4209-AD	A 35776 9S	E	E2HZ	4209-N	107542	S	E3TZ	4209-N	706999 1X
E	EOHZ	4209-AE	110180	E	E2HZ	4209-P	107561	S	E3TZ	4209-P	706999 2X
T	EOHZ	4209-AF	A 3800-4-S	E	E2HZ	4209-R	107562	S	E3TZ	4209-R	706999 4X
T			A 38004 S	S	E2UZ	4209-A	706835 2X	S	E3TZ	4209-S	706999 6X
T	EOHZ	4209-AG	A 36162 2S	S	E2UZ	4209-B	706834 1X	S	E3TZ	4209-T	706998 4X
T	EOHZ	4209-AH	A 38006 5S	S	E2UZ	4209-C	706834 2X	S	E3UZ	4209-B	706999 3X
S	EOHZ	4209-B	GGAKG101 X	S	E2UZ	4209-D	706834 3X	S	E3UZ	4209-C	706998 2X
S	EOHZ	4209-C	GGAKG102 X	S	E2UZ	4209-E	706834 4X	E	E4HZ	4209-A	119239
S	EOHZ	4209-D	GGAKG103 X	S	E2UZ	4209-F	706860 1X	T	E4HZ	4209-AA	A 38730 1S
S	EOHZ	4209-E	MJAKG100 X	S	E2UZ	4209-G	706860 2X	E	E4HZ	4209-B	96843
S	EOHZ	4209-F	MJAKG101 X	S	E3HZ	4209-A	GGAKG104 X	E			119029
S	EOHZ	4209-G	MJAKG102 X	E	E3HZ	4209-AA	111521	S	E4HZ	4209-C	MJAKG124 X
S	EOHZ	4209-H	MJAKG103 X	E	E3HZ	4209-AB	111522	S	E4HZ	4209-D	MJAKG125 X
E	EOHZ	4209-J	107543	E	E3HZ	4209-AC	111523	S	E4HZ	4209-E	MJAKG126 X
E	EOHZ	4209-K	107544	T	E3HZ	4209-AD	A 36612 6S	T	E4HZ	4209-F	A 39166 1S
E	EOHZ	4209-L	107545	T	E3HZ	4209-AE	A 35776 7S	T	E4HZ	4209-G	A 38758 1S
E	EOHZ	4209-M	107546	T	E3HZ	4209-AF	A 35778 11S	T	E4HZ	4209-H	A 38760 1S
E	EOHZ	4209-N	107563	T	E3HZ	4209-AG	A 35732 10S	T	E4HZ	4209-J	A 38806 1S
E	EOHZ	4209-P	107564	T	E3HZ	4209-AH	A 35774 9S	T	E4HZ	4209-K	A 38810 1S
E	EOHZ	4209-R	107565	T	E3HZ	4209-AJ	A 37944 2S	T	E4HZ	4209-L	A 38800 1S
E	EOHZ	4209-S	107566	T	E3HZ	4209-AK	A 38512 1S	T	E4HZ	4209-M	A 39004 1S
T	EOHZ	4209-T	A 35710 3S	T	E3HZ	4209-AL	A 38520 1S	T	E4HZ	4209-N	A 35444 10S
T	EOHZ	4209-V	A 35932 5S	T	E3HZ	4209-AM	A 37562 1S	T	E4HZ	4209-P	A 38816 1S
T	EOHZ	4209-W	A 35470 6S	T	E3HZ	4209-AN	A 37382 1S	T	E4HZ	4209-R	A 39206 1S
T	EOHZ	4209-X	A 35136 12S	T	E3HZ	4209-AP	A 37566 1S	T	E4HZ	4209-S	A 38818 1S
T	EOHZ	4209-Y	A 35768 6S	T	E3HZ	4209-AR	A 37392 1S	T	E4HZ	4209-T	A 38790 1S
E	EOHZ	4209-Z	104538	T	E3HZ	4209-AS	A 37376 1S	T	E4HZ	4209-V	A 38756 1S
S	E0TZ	4209-A	706661 7X	T	E3HZ	4209-AT	A 37374 1S	T	E4HZ	4209-W	A 38822 1S
S	E0TZ	4209-C	706661 9X	T	E3HZ	4209-AV	A 38524 1S	T	E4HZ	4209-X	A 38828 1S
S	E0TZ	4209-D	706661 8X	T	E3HZ	4209-AW	A 38526 1S	T	E4HZ	4209-Y	A 38832 1S
S	E0TZ	4209-E	706808 3X	T	E3HZ	4209-AX	A 37308 1S	T	E4HZ	4209-Z	A 39168 1S
E	E1HZ	4209-A	98116	S	E3HZ	4209-B	MJAKG109 X	S	E4TZ	4209-C	706661 11X
E	E1HZ	4209-B	96626	E	E3HZ	4209-C	96798	S	E69Z	4209-A	706000 20X
T	E1HZ	4209-C	A 37598 3	E	E3HZ	4209-D	104532	T	E6HZ	4209-A	039895 0
T	E1HZ	4209-D	A 37528 3	E	E3HZ	4209-E	104533	T	E6HZ	4209-B	039896 9
T	E1HZ	4209-E	A 37532 3	E	E3HZ	4209-F	104534	T	E6HZ	4209-C	A 37960 2
T	E1HZ	4209-F	A 37534 3	E	E3HZ	4209-G	104535	T	E6HZ	4209-D	A 38048 3
T	E1HZ	4209-G	A 37536 3	E	E3HZ	4209-H	111503	T	E6HZ	4209-E	A 37326 1
E	E1HZ	4209-H	111395	E	E3HZ	4209-J	111506	E	E6HZ	4209-F	98107
S	E1UZ	4209-A	706808 2X	E	E3HZ	4209-K	111507	E	E6HZ	4209-G	107537
S	E1UZ	4209-B	706807 1X	E	E3HZ	4209-L	111508	E	E6HZ	4209-H	107538
S	E1UZ	4209-C	706807 2X	E	E3HZ	4209-M	111509	E	E6HZ	4209-J	107540
S	E1UZ	4209-D	706807 3X	E	E3HZ	4209-N	111510	E	E6HZ	4209-K	107557
S	E1UZ	4209-E	706807 4X	E	E3HZ	4209-P	111511	E	E6HZ	4209-L	107558
S	E1UZ	4209-F	706661 10X	E	E3HZ	4209-R	111512	E	E6HZ	4209-M	107560
S	E1UZ	4209-G	706660 9X	E	E3HZ	4209-S	111514	E	E6HZ	4209-N	113526
E	E2HZ	4209-A	111502	E	E3HZ	4209-T	111515	S	E6HZ	4209-P	MJAKG112 X
E	E2HZ	4209-B	111504	E	E3HZ	4209-V	111516	S	E6HZ	4209-R	MJAKG113 X
E	E2HZ	4209-C	111505	E	E3HZ	4209-W	111517	S	E6HZ	4209-S	MJAKG141 X

1980/
FORD TRUCK PARTS

CROSS REFERENCE LIST 245

FORD TO MANUFACTURERS' PART NUMBERS

C O D E	FORD PART NUMBER	VENDOR PART NUMBER	C O D E	FORD PART NUMBER	VENDOR PART NUMBER	C O D E	FORD PART NUMBER	VENDOR PART NUMBER
S	E6HZ 4209-T	MJAKG142 X	T	E7HZ 4209-CJ	A 39968 1	T	E9HZ 4209-M	A 39886 1
S	E6HZ 4209-V	MJAKG143 X	T	E7HZ 4209-CK	A 39970 1	T	E9HZ 4209-N	A 39888 1
S	E79Z 4209-A	706000 21X	T	E7HZ 4209-CL	A 39974 1	T	E9HZ 4209-P	A 39890 1
T	E7HZ 4209-A	A 39502 1	T	E7HZ 4209-CM	A 38994 1	T	E9HZ 4209-R	A 40024 1
T	E7HZ 4209-AA	A 39732 1	T	E7HZ 4209-D	A 39498 1	T	E9HZ 4209-S	A 40104 1
T	E7HZ 4209-AB	A 39734 1	T	E7HZ 4209-E	A 39496 1	T	E9HZ 4209-T	A 40106 1
T	E7HZ 4209-AC	A 39742 1	T	E7HZ 4209-F	A 39698 1	T	TBAA 4209-A	A 35420
T	E7HZ 4209-AD	A 39744 1	T	E7HZ 4209-G	A 39700 1	T	TBAA 4209-B	A 35418
T	E7HZ 4209-AE	A 39746 1	T	E7HZ 4209-H	A 39702 1	T	TCAA 4209-A	A 35424
T	E7HZ 4209-AF	A 40048 1	T	E7HZ 4209-J	A 39704 1	T	TCAA 4209-B	A 35422
T	E7HZ 4209-AG	A 39640 1	T	E7HZ 4209-K	A 39706 1	T	TDAA 4209-A	A 35428
T	E7HZ 4209-AH	A 40084 1	T	E7HZ 4209-L	A 40048 3	T	TDAA 4209-B	A 35426 2
T	E7HZ 4209-AJ	A 39646 1	T	E7HZ 4209-M	A 39640 3	T	TDAA 4209-C	A 35430
T	E7HZ 4209-AK	A 39648 1	T	E7HZ 4209-N	A 40084 3	E	TGAA 4209-A	38606
T	E7HZ 4209-AL	A 40138 1	T	E7HZ 4209-P	A 39646 3	E	TGAA 4209-B	38007
T	E7HZ 4209-AM	A 40156 1	T	E7HZ 4209-R	A 39648 3	E	TVAA 4209-A	35055
T	E7HZ 4209-AN	A 40174 1	T	E7HZ 4209-S	A 40138 3	E	TVAA 4209-B	35056
T	E7HZ 4209-AP	A 39652 1	T	E7HZ 4209-T	A 40156 3	T	B8QH 4210-A	3892-L-1173
T	E7HZ 4209-AR	A 39766 1	T	E7HZ 4209-V	A 40174 3	T	B8QH 4210-B	3892-C-783
T	E7HZ 4209-AS	A 39768 1	T	E7HZ 4209-W	A 39652 3	T	B8QH 4210-C	3892-T-852
T	E7HZ 4209-AT	A 39770 1	T	E7HZ 4209-X	A 39726 1	T	B9QH 4210-A	3892-G-787
T	E7HZ 4209-AV	A 39772 1	T	E7HZ 4209-Y	A 39728 1	T	D7HZ 4210-A	3892-H-1724 S
T	E7HZ 4209-AW	A 39776 1	T	E7HZ 4209-Z	A 39730 1	T	D7HZ 4210-B	3892-T-2100 S
T	E7HZ 4209-AX	A 39926 1	T	E8HZ 4209-A	A 40066 1	E	01T 4211-M	20766
T	E7HZ 4209-AY	A 39928 1	T	E8HZ 4209-B	A 39398 3	T	61 4211	3278-L-64
T	E7HZ 4209-AZ	A 39930 1	T	E8HZ 4209-C	A 39464 3	T	79 4211	3278-C-107
T	E7HZ 4209-B	A 38990 1	T	E8HZ 4209-D	A 38954 5	T	7EQ 4211	3278-D-82
T	E7HZ 4209-BA	A 39398 1	T	E8HZ 4209-E	A 39122 4	E	7EQH 4211	38289
T	E7HZ 4209-BB	A 39464 1	T	E8HZ 4209-F	A 39124 4	S	8L 4211	17878
T	E7HZ 4209-BC	A 38954 3	T	E8HZ 4209-G	A 38956 4	S	8M 4211	11449
T	E7HZ 4209-BD	A 39122 2	T	E8HZ 4209-H	A 39526 3	E	8Q 4211-A	25971
T	E7HZ 4209-BE	A 39124 2	T	E8HZ 4209-J	A 39380 4	E	8QH 4211	38236
T	E7HZ 4209-BF	A 38956 2	T	E8HZ 4209-K	A 39532 3	T	8TH 4211	3278-Z-104
T	E7HZ 4209-BG	A 39526 1	T	E8HZ 4209-L	A 39392 4	S	B5D 4211-A	30263
T	E7HZ 4209-BH	A 39380 2	T	E8HZ 4209-M	A 39402 3	E	B6QH 4211-A	26860
T	E7HZ 4209-BJ	A 39532 1	T	E8HZ 4209-N	A 39474 3	T	B8QH 4211-A	3278-A-79
T	E7HZ 4209-BK	A 39392 2	T	E8HZ 4209-P	A 39476 3	E	B8QH 4211-B	18167
T	E7HZ 4209-BL	A 39402 1	T	E8HZ 4209-R	A 38928 1	S	B9TT 4211-A	31041
T	E7HZ 4209-BM	A 39474 1	T	E8HZ 4209-S	A 40016 1	E	B9TT 4211-B	30931
T	E7HZ 4209-BN	A 39476 1	T	E8HZ 4209-T	A 40066 3	S		30931
T	E7HZ 4209-BP	A 38838 1	T	E8HZ 4209-V	A 40012 1	T	C1TT 4211-A	3278-F-84
T	E7HZ 4209-BR	A 39436 1	T	E8HZ 4209-W	A 39738 1	T	C1TT 4211-B	3278-H-86
T	E7HZ 4209-BS	A 39112 1	T	E8HZ 4209-X	A 39740 1	S	C1TT 4211-C	30791
T	E7HZ 4209-BT	A 38840 1	T	E8HZ 4209-Y	A 40014 1	T	C1TT 4211-D	3278-R-148
T	E7HZ 4209-BV	A 39114 1	T	E8HZ 4209-Z	A 39780 1	T	C3TZ 4211-A	3278-T-46
T	E7HZ 4209-BW	A 39090 1	S	E8TZ 4209-A	707060 1X	T	C3TZ 4211-C	3278-T-150
T	E7HZ 4209-BX	A 38842 1	S	E8TZ 4209-B	707060 2X	T	C3TZ 4211-E	3278-B-132
T	E7HZ 4209-BY	A 39492 1	T	E9HZ 4209-A	A 40110 1	T	C3TZ 4211-M	3880-C-705
T	E7HZ 4209-BZ	A 39434 1	T	E9HZ 4209-B	A 40118 1	T	C5TZ 4211-A	3278-P-146
T	E7HZ 4209-C	A 38992 1	T	E9HZ 4209-C	A 40122 1	S	C6TZ 4211-A	32915
T	E7HZ 4209-CA	A 39490 1	T	E9HZ 4209-D	A 39634 1	S	C6TZ 4211-B	30908
T	E7HZ 4209-CB	A 39784 1	T	E9HZ 4209-E	A 40030 1	S	C6TZ 4211-C	33810
T	E7HZ 4209-CC	A 39952 1	T	E9HZ 4209-F	A 39638 1	S	C6TZ 4211-D	34151
T	E7HZ 4209-CD	A 39954 1	T	E9HZ 4209-G	A 39650 1	S		34012
T	E7HZ 4209-CE	A 39956 1	T	E9HZ 4209-H	A 39902 1	E		34012
T	E7HZ 4209-CF	A 39958 1	T	E9HZ 4209-J	A 39904 1	S	D2TZ 4211-A	35081
T	E7HZ 4209-CG	A 39962 1	T	E9HZ 4209-K	A 39906 1	E	D4HZ 4211-A	87894
T	E7HZ 4209-CH	A 39964 1	T	E9HZ 4209-L	A 39884 1	E	D4HZ 4211-B	87893

July, 1989

COPYRIGHT © 1989 — FORD MOTOR COMPANY — DEARBORN, MICHIGAN

New Issue

**1980/
FORD TRUCK PARTS**

FORD TO MANUFACTURERS' PART NUMBERS

C O D E	FORD PART NUMBER	VENDOR PART NUMBER	C O D E	FORD PART NUMBER	VENDOR PART NUMBER	C O D E	FORD PART NUMBER	VENDOR PART NUMBER
S	D5TZ 4211-A	35659	S	C4TZ 4215-H	706085 X	T		10X 167
T	D7HZ 4211-A	3278-R-278 S	S	C4TZ 4215-J	706176 X	E	C0TT 4216-A	44358
T	E1HZ 4211-A	3278-S-305	S	C4TZ 4215-K	18295 X	S	C0TZ 4216-A	35104 2
T		043009 9	S	C6TZ 4215-A	32926	T	C1TT 4216-A	15X 760
T	E6HZ 4211-A	043007 2	S	C6TZ 4215-B	706010 X	T	C1TT 4216-B	15X 749
T	E7HZ 4211-A	3278-A-339 S	S	C6TZ 4215-C	706009 X	T		15X 479
T	E7HZ 4211-B	3278-N-1028 S	E	C7TZ 4215-A	73341	T	C1TT 4216-C	15X 670
T	E7HZ 4211-C	3278-Y-337 S	S	C7TZ 4215-B	706201 X	T	C1TT 4216-D	15X 431
T	E7HZ 4211-D	3278-W-335 S	E	C8TZ 4215-A-use	69967	T	C1TT 4216-E	15X 432
T	E7HZ 4211-E	3278-Q-1031 S	T	C8TZ 4215-B	2233-P-172	T	C1TT 4216-F	15X 409
T	TBAA 4211-A	3278-Z-101	S	D0TZ 4215-A	34367	T	C1TT 4216-G	15X 410
T		3278-W-101	S	D0TZ 4215-B	706181 X	T	C1TT 4216-H	15X 411
E	TVAA 4211-A	33790	S	D0TZ 4215-C	706460 X	T	C1TT 4216-J	15X 413
T	B8QH 4212-A	3891-K-869	S	D0TZ 4215-D	706131 X	T	C1TT 4216-K	S 2824 D1
T	B8QH 4212-B	3891-M-585	S	D0TZ 4215-E	706042 X	T		S 2814 D1
T	B8QH 4212-C	3891-Q-875	S	D0TZ 4215-F	706130 X	T	C1TT 4216-L	15X 777
T	B9QH 4212-A	3891-R-590	S	D0TZ 4215-G	706043 X	T	C1TT 4216-M	15X 779
T	C3TZ 4212-A	A 3891-A-755	S	D1TZ 4215-A	706026 X	T	C1TT 4216-N	15X 283
T	C3TZ 4212-B	3891-E-915	E	D2HZ 4215-A	85435	T	C1TT 4216-R	15X 902
T	B8QH 4213-A	3892-L-1182	S	D2TZ 4215-A	35080	E	C1TT 4216-S	33679
T	B8QH 4213-B	3891-P-874	S	D2TZ 4215-B	706202 X	T	C1TT 4216-T	15X 906
T	B8QH 4213-C	3892-V-854	S	D2TZ 4215-C	706058 X	T	C2TZ 4216-C	15X 925
T	B8QH 4213-D	3891-J-868	E	D5HZ 4215-A	96380	T	C2TZ 4216-D	15X 924
S	C1TT 4214-A	31461	E	D5HZ 4215-B	96381	T	C3TZ 4216-A	15X 580
S	C1TT 4214-B	31623	S	D5TZ 4215-A	32808	T	C3TZ 4216-B	15X 800
S	C4TZ 4214-A	32237	S	D7TZ 4215-A	706616 X	T	C3TZ 4216-C	15X 803
E	59T 4215-M	25300	S	D7TZ 4215-B	706630 X	T	C3TZ 4216-D	15X 850
T	7EQ 4215-B	2233-N-118	S	D7TZ 4215-C	706671 X	T	C3TZ 4216-E	10X 502
E	7EQH 4215	27809	S	D7TZ 4215-D	706670 X	T	C3TZ 4216-F	10X 711
T	7RY 4215	2233-T-124	E	D8HZ 4215-A	96382	T	C3TZ 4216-G	10X 738
T		2213-T-124	T	D8HZ 4215-B	2233-J-192 S	T	C3TZ 4216-M	10X 631
S	8M 4215	17717	T	D8HZ 4215-C	2233-W-153 S	T	C3TZ 4216-N	15X 668
E	8Q 4215-A	31942	S	D8TZ 4215-A	706602 X	T	C5TZ 4216-A	15X 899
T	8TH 4215	A 2233-F-110	S	D8TZ 4215-B	706601 X	T	C6TZ 4216-A	S 21026 D1
T	B3TZ 4215-A	2233-J-140	T	E0HZ 4215-A	2233-B-210 S	T	C6TZ 4216-B	S 21019 D1
E	B4TZ 4215-A	33788	S	E0TZ 4215-A	706744 X	S	C6TZ 4216-C	32322 1
E	B4TZ 4215-B	33455	S	E0TZ 4215-B	706745 X	S	C6TZ 4216-D	31225 2
E	B4TZ 4215-C	38450	S	E0TZ 4215-C	700095	T	C8TZ 4216-A	15X 1139
S	B5D 4215-A	30261	S	E2UZ 4215-A	706844 X	T		S 2824 1
E	B6TZ 4215-A	33412	S	E2UZ 4215-B	706845 X	T	C8TZ 4216-B	15X 1138
T	B8QH 4215-A	2233-U-99	S	E69Z 4215-A	707041 X	T	C8TZ 4216-E	S 2224 DD1
S	B9TZ 4215-A	31040	S	E7UZ 4215-A	707074 X	E	D2HZ 4216-B	85438
S	B9TZ 4215-B	30968	T	E8HZ 4215-A	2233-U-1035 S	T	D3HZ 4216-A	15X 1307
E	C0TZ 4215-A	51662	S	E8TZ 4215-A	707063 X	T	D3HZ 4216-B	15X 1308
E		50719	S	E8UZ 4215-A	707084 X	T	D3HZ 4216-C	S 21028 1
T	C1TT 4215-A	2233-W-101	T	E9HZ 4215-A	2233-K-245 S	T	D3HZ 4216-D	S 21020 1
T	C1TT 4215-B	2233-A-105	S	E9UZ 4215-A	707095 X	E	D3HZ 4216-F	109237
S	C1TT 4215-C	30790	T	61 4216	15X 249	E	D3HZ 4216-G	118741
T	C1TZ 4215-A	2233-Y-103	T	7EQ 4216-A	15X 416	E	D3HZ 4216-H	118740
T	C3TZ 4215-G	2233-M-117	T	7EQ 4216-B	15X 412	T	D3TZ 4216-A	15X 1309
T	C3TZ 4215-H	2233-U-47	T	B7TZ 4216-A	15X 926	T		15X 1503
S	C4TZ 4215-A	706027 X	T	B7TZ 4216-B	15X 927	T	D3TZ 4216-B	S 2934
S	C4TZ 4215-B	706565 X	E	B8QH 4216-A	21610	T	D3TZ 4216-C	S 2722
S	C4TZ 4215-C	706564 X	E	B8QH 4216-B	21611	T	D3TZ 4216-D	KIT 997
S	C4TZ 4215-D	706324 X	E	B8QH 4216-C	44357	T	D5HZ 4216-A	15X 587
S	C4TZ 4215-E	706057 X	E	B8T 4216-A	44355	T	D5HZ 4216-B	15X 1310
S	C4TZ 4215-F	706177 X	E	B8TZ 4216-A	64930	T	D5HZ 4216-C	15X 1312
S	C4TZ 4215-G	706566 X	T	BB 4216-C	15X 168	T	D5HZ 4216-D	15X 1311

1980/ FORD TRUCK PARTS

CROSS REFERENCE LIST 247

FORD TO MANUFACTURERS' PART NUMBERS

C O D E	FORD PART NUMBER	VENDOR PART NUMBER	C O D E	FORD PART NUMBER	VENDOR PART NUMBER	C O D E	FORD PART NUMBER	VENDOR PART NUMBER
E	D5HZ 4216-E	96271	B	19 4221	14138 A	E	B8QH 4221-E	27666
E	D6HZ 4216-A	96283	B	68 4221	25578	B		665
T	D7HZ 4216-A	S 2826 1	B	7EQH 4221	56425	T		665
T	D7HZ 4216-B	15X 1083	E		27817	E		39504
T		S 2824 A1	E		31806	B	B8QH 4221-F	68450
T	D7HZ 4216-C	S 2826 A1	B	81T 4221-M	498	E		21633
T		15X 1517 S	T		498	T		68450
T	D7HZ 4216-D	S 2840 1	E		9804	T	B8TZ 4221-A	HM 516449
T	D7HZ 4216-E	S 2842 1	E		22126	B		HM 516449
T	D8HZ 4216-A	15X 1501 S	B	8A 4221	24780	E	B8TZ 4221-B	42346
T	D8HZ 4216-B	15X 1502 S	T	8L 4221	25590	E		21635
T	D8HZ 4216-C	S 2623 1	S	8M 4221	550180	T		42346
T	D8HZ 4216-D	15X 1514 S	B		25577	B		42346
T		S 21020 A1	T	8Q 4221-A	098354 3	B	C1TT 4221-A	496
T	D8HZ 4216-E	15X 1515 S	E		27876	T		496
T		S 21028 A1	T		43281	T	C1TT 4221-B	47687
E	D8HZ 4216-F	88503	E		31987	T	C1TT 4221-C	47890
S	E0HZ 4216-A	GGAHM101 1	B		42381	B		47890
S	E0HZ 4216-B	MJAHM112 1	B	8QH 4221-A	567 A	T	C1TT 4221-D	497
E	E0HZ 4216-C	57636	E		9302	B	C1TT 4221-E	495
E	E0HZ 4216-D	96285	E		32010	T		495
E	E0HZ 4216-E	96284	E	8QH 4221-B	6082	T	C1UW 4221-A	LM 29749
E	E1HZ 4216-A	109238	B		567	B		LM 29749
T	E2HZ 4216-A	S 2726 1	E		38204	S		565980
T	E4HZ 4216-A	S 2524 1	T	8TH 4221	3994	B	C3TZ 4221-A	683
T	E6HZ 4216-A	082365 1	E		40680	T		683
T	E6HZ 4216-B	082173 0	E		40579	B	C3TZ 4221-C	581
S	E6HZ 4216-C	MJAHM116 1	B		3994	T		581
T	E7HZ 4216-A	41X 1078 S	T		3394	T	C3TZ 4221-D	52387
T	E7HZ 4216-B	41X 1149 S	E	A7TZ 4221-A	27813	B		52387
T	E7HZ 4216-C	MS 212090 A1	B		497	T	C3TZ 4221-E	42350
T	E7HZ 4216-D	41X 1077 S	B	A8TZ 4221-A	495 A	B		42350
T	E8HZ 4216-A	MS 216110 A1	E		15094	B	C3TZ 4221-F	3780
T	E8HZ 4216-B	MS 208045 A1	B	A8TZ 4221-C	482	T		3780
T	E9HZ 4216-A	41X 1275 S	E		10188	S		550525
T	E9HZ 4216-B	MS 210045 A1	T	B 4221	28156	T	C5TZ 4221-A	42688
T	TCAA 4216-A	10X 570	B		28156	B		42688
E	7EQH 4217	27901	T	B3TZ 4221-A	28680	T	C8TZ 4221-A	47490
E	81T 4217-M	10764	B		28680	B		47490
E	8Q 4217-A	15051	T	B3TZ 4221-B	28680	B	C9AZ 4221-A	LM 102949
E	A8TZ 4217-A	44358	B		395	S		550966
E		66424	T		395	B	D7HZ 4221-A	385 A
E	A8TZ 4217-B	67661	E	B4TZ 4221-A	24330	T		385 A
T	B8QH 4217-A	15X 271	B		33275	B	D7HZ 4221-B	392
T	B8QH 4217-B	15X 290	T	B5Y 4221-A	28682	T		392
T	B8QH 4217-C	15X 272	B		28682	T	D8HZ 4221-A	098144 3
T	C3TZ 4217-B	15X 667	B	B6A 4221-A	26882	B		JM 716649
T	C3TZ 4217-C	15X 1349	T	B7A 4221-A	LM 501349	B	E0HZ 4221-A	JM 822049
E	C4TZ 4217-A	37177	B		HM 503049	B	E0HZ 4221-B	68462
E	C5TZ 4217-A	54209	B		LM 501349	E		102660
E		68221	S		550433	S	E3TZ 4221-A	565980 1
E		68213	B	B7A 4221-B	LM 603049	S		565980
E		67587	S		550431	T	E6HZ 4221-A	098171 0
E	C5TZ 4217-B	69199	B	B8QH 4221-A	644	B	E7HZ 4221-A	34306
E		67588	E		14222	T		1228-R-642
E	C6TZ 4217-A	71754	E		32043	B	E7HZ 4221-B	JP 10049
E		71574	B	B8QH 4221-D	65225	T		A 1228-L-1130
E	D3HZ 4217-A	67586	T		65225	B	E7HZ 4221-C	X 32020 X

1980/
FORD TRUCK PARTS

FORD TO MANUFACTURERS' PART NUMBERS

C O D E	FORD PART NUMBER	VENDOR PART NUMBER	C O D E	FORD PART NUMBER	VENDOR PART NUMBER	C O D E	FORD PART NUMBER	VENDOR PART NUMBER
T		A 1228-H-606	E		32039	B	E7HZ 4222-F	JHM 720210
B	E7HZ 4221-D	52400	T	B8QH 4222-B	HM 516410	T		1228-W-595
B	E7HZ 4221-E	X 32021 X	E		HM 516410	B	E7HZ 4222-G	JP 12010
T		A 1228-B-600	B	B8QH 4222-D	19529	T		1228-C-1043
B	E7HZ 4221-F	64450	B		653	T	TCAA 4222-A	28622
T		1228-Z-598	T		653	B		28622
B	E7HZ 4221-G	JHM 720249	E		32959	B	TDAA 4222-A	394 AS
T		1228-X-596	B	B8QH 4222-E	68712	T		394 AS
B	E7HZ 4221-H	JP 12049	B		67812	B	TVAA 4222-A	3925
T		A 1228-C-1043	E		21632	E		33414
T	TBAA 4221-A	28580	B	BB 4222	3920	T	C3TZ 4224-D	3266-C-159
B		28580	E		90951	T	C3TZ 4224-F	3866-J-322
S	8M 4222	550954	T	C1TT 4222-A	47820	E	8QH 4226	90179
E	7EQ 4222	24328	B		47820	E		40X 32
T		32631	B	C1UW 4222-A	29710	S	E5TZ 4K227-A	231438 4
E		33472	T		LM 29710	T	61 4228	1229-S-825
B		33472	S		565979	T	79 4228	1229-U-723
E	7EQH 4222	27816	B	C3TZ 4222-A	672	T	7EQ 4228	1229-M-1027
E		31805	B		642	E	81T 4228-M	12928
B		56650	T		672	S	8M 4228	133313
B	8A 4222	24720	T	C3TZ 4222-C	098172 9	E	8Q 4228-A	18346
T	8L 4222	25527	T		52618	E		26834
B		25527	B		52618	E		9024
S	8M 4222	550225	T	C5TZ 4222-A	42620	E	8QH 4228	4083
B		25523	B		42620	T	8TH 4228	1229-W-1063
S		550255	B	C6TZ 4222-A	LM 501314	T		1229-W-1033
E	8Q 4222-A	42584	S		550734	E	A0TZ 4228-A	20850
T		098356 0	T	C8TZ 4222-A	47420	E	A8TZ 4228-A	27827
T		42584	B		47420	S	B5D 4228-A	34729
E		15092	B	C9AZ 4222-A	LM 102910	S		30264
E		31986	S		550967	T	B5Y 4228-A	1229-W-1427
B		42584	B	D3HZ 4222-A	JM 207010	T	B6T 4228-A	1229-Y-883
E	8QH 4222-A	25P 91	E		83462	T	B7A 4228-A	1229-D-1590
E		25P 9	T	D3TZ 4222-A	JM 511910	T	B8QH 4228-A	1229-E-993
B		563	B		JM 511910	E	B8TZ 4228-A	18198
E		32009	S		550929	T	C1TT 4228-A	1229-H-1022
S		550207	B	D7HZ 4222-A	394 A	T	C1TT 4228-B	1229-J-1622
E		90943	T		394 A	T	C1TT 4228-C	1229-G-1619
B	9N 4222	3720	T	D8HZ 4222-A	098142 7	T	C1TT 4228-D	1229-T-1034
F		660181	B		JM 716610	T		009013 1
B	A8TZ 4222-A	472 A	B	D8HZ 4222-B	JH 211710	S	C1VY 4228-A	22981 X
B		472	T	D8HZ 4222-C	098355 1	S		32121
E		10187	B		JLM 714110	T	C3TZ 4228-A	1229-C-991
T	B3D 4222-A	28521	B	D9AZ 4222-A	LM 603012	T	C3TZ 4228-B	1229-Z-1612
B		28521	B	E0HZ 4222-A	JM 822010	T	C3TZ 4228-C	1229-Y-1611
B	B5D 4222-A	382 S	B	E0TZ 4222-A	LM 104911 A	S	C6TZ 4228-A	34095
T		382 S	S	E3TZ 4222-A	565979 1	S		32895
S		550363	S		565979	S	C6TZ 4228-B	17877
B	B5Y 4222-A	382	B	E7HZ 4222-A	34478	T	C8TZ 4228-A	1229-H-2062
T		382	T		1228-Q-641	E	D2HZ 4228-A	85429
B	B6A 4222-A	26822	B	E7HZ 4222-B	JP 10010	T	D3HZ 4228-A	1229-V-2024
T	B7A 4222-A	LM 501310	T		1228-L-1130	T	D8HZ 4228-A	1229-V-2570 S
B		LM 501310	B	E7HZ 4222-C	Y 32020 X	S	E0HZ 4228-A	GGAHS101
T	B7A 4222-B	LM 603011	T		1228-H-606	S	E0HZ 4228-B	MJAHS101
T		LM 603010	B	E7HZ 4222-D	Y 32021 X	T	E0HZ 4228-C	1229-W-2857 S
B		LM 603011	T		1228-B-600	T		1229-W-2857 S
B	B8QH 4222-A	632	B	E7HZ 4222-E	64700	T	E6HZ 4228-A	009012 3
E		14221	T		1228-Y-597	T	E7HZ 4228-A	1229-X-3014 S

1980/ FORD TRUCK PARTS

CROSS REFERENCE LIST 249

FORD TO MANUFACTURERS' PART NUMBERS

C O D E	FORD PART NUMBER	VENDOR PART NUMBER	C O D E	FORD PART NUMBER	VENDOR PART NUMBER	C O D E	FORD PART NUMBER	VENDOR PART NUMBER
T	E7HZ 4228-B	1229-Z-3172 S	T	E0HZ 4230-A	1229-Q-2877 S	S	D3TZ 4234-N	35445 2
T	E7HZ 4228-C	1229-Y-3015 S	T	E0HZ 4230-B	1229-Q-2877 S	S	D3UZ 4234-E	35467 4
T	E7HZ 4228-D	1229-L-3002 S	T	E4HZ 4230-A	1229-Z-3094 S	S	D3UZ 4234-F	35467 5
T	E7HZ 4228-E	1229-B-3174 S	T	E6HZ 4230-A	009111 1	T	D4HZ 4234-A	3202-X-6472
T	TBAA 4228	1229-N-1314	T	E7HZ 4230-A	1229-R-3008 S	S	D4TZ 4234-A	35467 3
T	TCAA 4228-A	1229-R-1396	T	E7HZ 4230-B	1229-Y-3171 S	S	D5TZ 4234-A	35467 6
E	7EQH 4229	27835	T	E7HZ 4230-C	1229-N-3004 S	S	D5TZ 4234-B	36113 1
E	81T 4229-M	15868	T	E7HZ 4230-D	1229-K-3001 S	S	D5UZ 4234-C	36113 5
E	8Q 4229-A	27875	T	E7HZ 4230-E	1229-A-3173 S	S	D5UZ 4234-D	36113 6
E	B8QH 4229-A	27952	T	E9HZ 4230-A	1229-Q-2929 S	S	D5UZ 4234-E	36113 7
E	C8TZ 4229-A	74057	T	TBAA 4230-A	1229-M-313	S	D5UZ 4234-F	36113 8
S	E0HZ 4229-A	GGAGU100	T		1229-M-1313	S	D5UZ 4234-G	37560 3
S	E0HZ 4229-B	MJAGU100	E	TVAA 4230-A	33789	S	D5UZ 4234-H	37560 4
S	E4HZ 4229-A	GGAGU101	T	C5TZ 4A230-A	2208-P-536	E	D7HZ 4234-A	81216
T	E6HZ 4229-A	058247 6	E	C8TZ 4A230-A	78812	E	D7HZ 4234-B	99024
T	E6HZ 4229-B	058151 8	E	7EQH 4232-B	95X 8	T	D7HZ 4234-C	3202-D-6712 S
T	E7HZ 4229-A	3892-G-4843 S	E	B4TZ 4234-A	38518	T	D7HZ 4234-D	3202-F-6766 S
T	E7HZ 4229-B	3892-M-4849 S	S	B9TT 4234-A	21987 X	T	D7HZ 4234-E	3202-G-6767 S
T	E7HZ 4229-C	3892-N-4850 S	S	C2TZ 4234-A	22860 X	T	D7HZ 4234-F	3202-F-6792 S
T	E7HZ 4229-D	3892-U-2803 S	T	C3TZ 4234-A	3202-W-3767 X	T	D7HZ 4234-G	3202-G-6793 S
T	E6HZ 4K229-A	085082 9	T	C3TZ 4234-B	3202-Y-3769 X	T	D7HZ 4234-H	3202-T-6780 S
T	E6HZ 4K229-B	085083 7	T	C3TZ 4234-C	3202-N-3498	T	D7HZ 4234-J	3202-W-6783 S
T	E7HZ 4K229-A	1246-K-1025 S	T	C3TZ 4234-D	3202-P-3500	S	D7TZ 4234-A	70416 1X
T	E7HZ 4K229-B	1246-H-1022 S	T	C3TZ 4234-E	3202-N-2536	S	D7TZ 4234-B	70416 2X
T	E7HZ 4K229-C	1246-J-1024 S	T	C3TZ 4234-F	3202-Q-2539	E	D8HZ 4234-A	54014
T	E6HZ 4L229-A	009027 1	T	C3TZ 4234-G	3202-S-3061	T	D8HZ 4234-B	3202-L-6356 S
T	E7HZ 4L229-A	1229-K-3183 S	T	C3TZ 4234-H	3202-Q-3059	T	D8HZ 4234-C	3202-N-6358 S
T		1229-Z-2626 S	T	C3TZ 4234-K	3202-L-3002	T	D8HZ 4234-D	3202-U-6729
T	E7HZ 4L229-B	1229-H-3180 S	T	C3TZ 4234-L	3202-H-3492	T		3202-A-3667 S
E	O1T 4230-M	20765	T	C3TZ 4234-M	3202-K-3495	T	D8HZ 4234-E	3202-T-6728
T	7EQ 4230	1229-L-1026	E	C3TZ 4234-N	56980	T		3202-Z-3666 S
E	7EQH 4230	27810	E	C3TZ 4234-P	56981	S	D8TS 4234-F	36113 17
T	7RY 4230	1229-Z-1196	E	C3TZ 4234-R	56979	S	D8TZ 4234-B	70386 1X
S	8M 4230	133383	E	C3TZ 4234-S	58975	S	D8TZ 4234-C	70386 2X
E	8Q 4230-A	25968	E	C4TZ 4234-A	55957	S	D9TZ 4234-A	71025 1X
E	8QH 4230	9145	S	C4TZ 4234-C	23447 X	S	D9TZ 4234-B	71025 2X
T	8TH 4230	1229-U-1061	E	C4TZ 4234-D	65360	S	E0HZ 4234-A	GGASR100 1
S	B5D 4230-A	34730	T		3202-B-5228	S	E0HZ 4234-B	MJASR100 1
S		30265	T	C5TZ 4234-A	3202-T-5142	T	E0HZ 4234-C	3202-P-7816 S
E	B6QH 4230-A	26835	T	C5TZ 4234-B	3202-U-5143	T	E0HZ 4234-D	3202-T-7820 S
T	B7A 4230-A	1229-E-1591	S	C6TZ 4234-E	24820	T	E0HZ 4234-E	3202-Q-8389
T	B8QH 4230-A	1229-D-992	S		24819	S	E0TZ 4234-A	70867 1X
E	B8QH 4230-B	18199	S	C6TZ 4234-F	24811 X	S	E0TZ 4234-B	70867 2X
E	B9TZ 4230-A	64467	S		24810 X	S	E0TZ 4234-C	36113 18
T	C1TT 4230-A	1229-Q-1031	S	C7TZ 4234-A	34414 1	S	E0TZ 4234-D	36113 19
T	C1TT 4230-D	1229-R-1032	T	C7TZ 4234-B	3202-Z-3692	S	E0TZ 4234-E	39260 2
T		009112 0	S	C8TZ 4234-C	25983 1X	S	E0TZ 4234-F	39260 3
E	C1TT 4230-E	30842	S	C8TZ 4234-D	25983 2X	S	E0TZ 4234-G	39260 1
S	C1TZ 4230-A	30842	T	C8TZ 4234-E	3202-P-6100	E	E1HZ 4234-A	88192
S		35447	T		3202-N-6098	E	E1HZ 4234-B	111137
T	C3TZ 4230-A	1829-Q-95	S	C8UZ 4234-E	34887 1	E		110881
T	C3TZ 4230-E	1229-C-497	S	C8UZ 4234-F	34887 2	E	E1HZ 4234-C	110882
S	C6TZ 4230-A	34096	S	C9TZ 4234-A	35467 1	E	E1HZ 4234-D	110884
S		32914	S	C9TZ 4234-B	35467 2	E	E1HZ 4234-E	110885
E	D2HZ 4230-A	85437	S	C9TZ 4234-C	35445 1	E	E1HZ 4234-F	110880
S	D2TZ 4230-A	35082	S	C9TZ 4234-D	35468 1	S	E1UZ 4234-A	70867 3X
T	D8HZ 4230-A	1229-V-1972 S	E	D2HZ 4234-A	85485	S	E1UZ 4234-B	70867 4X
T	D8HZ 4230-B	1229-T-1606 S	T	D3HZ 4234-A	3202-X-3508	S	E1UZ 4234-C	39260 4

**1980/
FORD TRUCK PARTS**

FORD TO MANUFACTURERS' PART NUMBERS

C O D E	FORD PART NUMBER	VENDOR PART NUMBER	C O D E	FORD PART NUMBER	VENDOR PART NUMBER	C O D E	FORD PART NUMBER	VENDOR PART NUMBER
S	E1UZ 4234-D	39260 5	T	E9HZ 4234-E	3202-Y-9047 S	T	8TH 4236	2234-T-202
E	E2HZ 4234-A	110890	T	E9HZ 4234-F	3202-X-9046 S	E	A7TZ 4236-A	25480
S	E3HZ 4234-A	GGASR103 1	T	E9HZ 4234-G	3202-Q-8935 S	E	A8TZ 4236-B	35580
E	E3HZ 4234-B	113645	T	E9HZ 4234-H	3202-S-8937 S	T	B4T 4236-A	2234-V-256
T	E3HZ 4234-C	3202-F-7572 S	T	E9HZ 4234-J	3202-G-9341 S	E	B4T 4236-B	39984
T	E3HZ 4234-D	3202-Q-8181 S	T	E9HZ 4234-K	3202-F-9340 S	E	B4TZ 4236-A	39985
T	E3HZ 4234-E	3202-R-8182 S	T	E9HZ 4234-L	3202-K-9345 S	S	B5D 4236-A	30260
S	E3TZ 4234-G	70867 5X	T	E9HZ 4234-M	3202-J-9344 S	T	B5Y 4236-A	2234-B-262
S	E3TZ 4234-H	70867 6X	T	E9HZ 4234-N	3202-S-6779 S	E	B6QH 4236-A	33411
S	E3TZ 4234-J	70867 7X	T	E9HZ 4234-P	3202-F-9392 S	T	B8QH 4236-A	2234-E-187
S	E3TZ 4234-K	70867 8X	T	E9HZ 4234-R	3202-E-9391 S	E	B8QH 4236-B	39345
S	E3TZ 4234-L	70867 11X	S	E9TZ 4234-A	43286 2	S	B9TT 4236-A	31038
S	E3TZ 4234-M	70867 12X	T	21Y 4235	3202-L-1858	S	B9TT 4236-B	30969
S	E3TZ 4234-N	70867 13X	T	61 4235	3202-D-1096	T	C1TT 4236-A	2234-L-272
S	E3TZ 4234-P	70867 14X	T	7EQ 4235	3202-B-2108	T	C1TT 4236-B	2234-K-271
S	E3TZ 4234-R	36113 23	E	7RT 4235-A	31413	T	C1TT 4236-C	2234-F-266
S	E3TZ 4234-S	36113 22	T	8D 4235	3202-G-2581	T	C1TT 4236-D	2234-W-283
S	E3TZ 4234-T	36113 21	E	B1Q 4235-A	35560	S	C1TT 4236-F	30788
E	E4HZ 4234-A	118866	E	B1QH 4235-A	32686	T	C3TZ 4236-A	2234-H-242
S	E4HZ 4234-B	MJASR103 1	E	B4Q 4235-B	40207	T	C3TZ 4236-B	2234-W-309
S	E5TZ 4234-A	70867 15X	E	B4Q 4235-C	40206	T		2234-F-344
S	E5TZ 4234-B	70867 16X	E	B4QH 4235-A	38519	T	C3TZ 4236-F	2234-H-268
S	E69Z 4234-B	72499 1X	E	B4QH 4235-B	38517	T	C3TZ 4236-K	2234-G-267
S	E69Z 4234-C	72499 2X	S	B5D 4235-A	30282	E	C4TZ 4236-A	43251
T	E6HZ 4234-A	101431 5	T	B5Y 4235-A	3202-T-2932	E	C4TZ 4236-B	43252
T	E6HZ 4234-B	101437 4	E	B6QH 4235-A	42393	S	C4TZ 4236-D	31495
T	E6HZ 4234-C	3202-B-8790	E	B6QH 4235-B	42394	E	C4TZ 4236-E	73342
T	E6HZ 4234-D	3202-Z-8788	T	B6T 4235-A	3202-D-2942	E	C4TZ 4236-F	73343
T	E6HZ 4234-E	3202-M-8983	E	B8QH 4235-D	42101	S	C6TZ 4236-A	31493
S	E6UZ 4234-A	70867 17X	E	B8QH 4235-E	42100	S	C6TZ 4236-B	30850
S	E6UZ 4234-B	70867 18X	T	B8QH 4235-F	3202-Z-2054	S	C6TZ 4236-D	33213
T	E7HZ 4234-A	3202-F-9002 S	E	B8QH 4235-G	42925	S		32213
T	E7HZ 4234-B	3202-E-9001 S	T	C1TT 4235-A	3202-N-3056	S	C6TZ 4236-E	25440 X
T	E7HZ 4234-C	3202-C-9051 S	T	C1TT 4235-B	3202-D-3488	S		31487
T	E7HZ 4234-D	3202-B-9050 S	E	C1TT 4235-C	52281	S	C7TZ 4236-A	31051
T	E7HZ 4234-E	3202-J-8902 S	T	C1TT 4235-D	3202-T-3530	S	C7TZ 4236-C	22247 X
T	E7HZ 4234-F	3202-L-8904 S	T	C1TT 4235-E	3202-Z-3120	E	C8TZ 4236-A	69965
T	E7HZ 4234-G	3202-T-9042 S	S	C1TT 4235-F	30961 3	E	C8TZ 4236-B	69966
T	E7HZ 4234-H	3202-S-9041 S	T	C1TZ 4235-A	3202-F-3490	E	C8TZ 4236-C	64939
T	E7HZ 4234-J	3202-W-8915 S	E	C3TZ 4235-R	56979	E	C8TZ 4236-D	64940
T	E7HZ 4234-K	3202-G-9003 S	E	C3TZ 4235-S	58975	T	C8TZ 4236-E	2234-Z-624
T	E7HZ 4234-L	3202-Q-8805 S	T	D5HZ 4235-A	3202-L-6564	S	D0TZ 4236-A	34394
T	E7HZ 4234-M	3202-Y-8111 S	T	D6TZ 4235-A	3202-E-7415	S	D0TZ 4236-B	34365
T	E7HZ 4234-N	3202-W-7745 S	T	D7HZ 4235-A	3202-R-3268	S	D1TZ 4236-A	35829
T	E7HZ 4234-P	3202-Y-8917 S	T	TBAA 4235	3202-Z-2704	S	D1UZ 4236-A	35803
S	E7UZ 4234-A	39260 7	T	TCAA 4235-A	3202-B-2706	E	D2HZ 4236-A	85486
S	E7UZ 4234-B	39260 8	T	TDAA 4235-A	3202-M-2717	S	D2TZ 4236-A	36353
S	E7UZ 4234-C	36113 27	E	TUAA 4235-A	38208	T	D3HZ 4236-A	2234-E-629
S	E7UZ 4234-D	36113 28	E	TWAA 4235-A	38520	T	D5TZ 4236-A	2234-Q-797
T	E8HZ 4234-A	3202-U-9043 S	E	01T 4236-M	20763	S	D5TZ 4236-B	35657
T	E8HZ 4234-B	3202-B-8816 S	E	59T 4236-M	25298	S	D5TZ 4236-C	35294
T	E8HZ 4234-C	3202-H-8666 S	T	7EQ 4236	2234-Z-208	S	D5TZ 4236-D	35079
S	E8TZ 4234-A	42442 1	E	7EQH 4236	29102	T	D7HZ 4236-B	2234-V-724 S
S	E8TZ 4234-D	43286 1	E	7RT 4236-M	25479	T	E0HZ 4236-A	2234-N-872 S
T	E9HZ 4234-A	3202-H-9342 S	T	7RY 4236	2234-A-209	T	TBAA 4236-A	2234-K-245
T	E9HZ 4234-B	3202-L-9346 S	S	8M 4236	17832	T	TCAA 4236-A	2234-M-247
T	E9HZ 4234-C	3202-Q-6361 S	E	8Q 4236-A	35579	T	TDAA 4236-A	2234-Y-233
T	E9HZ 4234-D	3202-C-9519 S	E	8QH 4236	22594	E	TGAA 4236-A	37876

**1980/
FORD TRUCK PARTS**

FORD TO MANUFACTURERS' PART NUMBERS

C O D E	FORD PART NUMBER	VENDOR PART NUMBER	C O D E	FORD PART NUMBER	VENDOR PART NUMBER	C O D E	FORD PART NUMBER	VENDOR PART NUMBER
E	TGAA 4236-B	37072	S	E0HZ 4237-A	GGAKD100 X	T		1227-S-305
E	TUAA 4236-B	37069	S	E0HZ 4237-B	MJAKD100 X	T	C1TT 4252-A	T 3564
E	TUAA 4236-C	30613	E	E0HZ 4237-C	109366	E	TUAA 4252-A	90229
E	TVAA 4236-A	33787	E	E0HZ 4237-D	109367	T	D5HZ 4254-A	1227-R-330
E	A8TZ 4237-A	70736	E	E1HZ 4237-A	114242	T	D7HZ 4254-A	1227-E-1045
E	B3QH 4237-A	40482	E	E1HZ 4237-B	114469	T	7EQ 4255	1227-T-540
E	B3QH 4237-B	40501	E	E1HZ 4237-C	114470	T	B8QH 4255-A	1227-A-547
E	B3QH 4237-C	40483	E	E1HZ 4237-D	114467	T		A 1227-S-305
E	B3QH 4237-D	40484	E	E1HZ 4237-E	114472	T	C1TT 4255-A	AT 6880
E	B4TZ 4237-A	66166	E	E1HZ 4237-F	114474	T		1227-C-549
E	B4TZ 4237-B	69969	T	E3HZ 4237-A	KIT 2261	T	D5HZ 4255-A	1227-W-517
E	B4TZ 4237-BKit	69967	S	E4HZ 4237-A	MJAKD102 X	S	D5UZ 4255-A	39695
E		69966 Servicedin	T	E6HZ 4237-A	038065 2	T	D7HZ 4255-A	1227-Z-1040
E		69965 Servicedin	T	E6HZ 4237-B	038067 9	T	B4T 4256-A	1246-J-374
E	B8QH 4237-B	47245	S	E6HZ 4237-C	MJAKD103 X	T	B8QH 4256-A	1246-Z-286
E	B8QH 4237-C	49119	T	E7HZ 4237-A	KIT 2333	E		45733
E	B8QH 4237-D	49120	T	E7HZ 4237-B	KIT 2324	T	C3TA 4256-A	1246-Z-286
E	B8QH 4237-E	98579	T	E7HZ 4237-C	KIT 2309	T	TBAA 4259-B	2203-L-1598
E	B8QH 4237-F	102740	T	E7HZ 4237-D	KIT 2326	T	B8QH 4263-A	2258-U-359
E	B8QH 4237-G	85358	T	E7HZ 4237-E	KIT 2340	E	81T 4272-M	15580
E	B8QH 4237-H	94419	T	E7HZ 4237-F	KIT 2328	E	8QH 4272	16376
E	B8TZ 4237-A	75839	T	E7HZ 4237-G	KIT 2341	E	01T 4273-M	20806
E	B9TZ 4237-A	52810	T	E7HZ 4237-H	KIT 2330	T	C3TZ 4281-A	P 120
E	B9TZ 4237-B	64942	T	E8HZ 4237-A	KIT 2311	T	D7HZ 4281-A	P 220
E	B9TZ 4237-BKit	64940 Servicedin	T	E9HZ 4237-A	KIT 2431	T	TCAA 4281-A	1250-E-187
E		64939 Servicedin	S	E0TZ 4N237-A	39213	T	D7HZ 4N282-A	1250-C-471
E	B9TZ 4237-C	64943	E	01T 4239-M	20762	T		1250-C-185 S
S	B9TZ 4237-E	20517 X	E	7EQH 4239	29103	E	D8HZ 4N282-A	77944
E	B9TZ 4237-F	98849	E	B8QH 4239-A	39346	T	D8HZ 4N282-B	1250-Z-182 S
E	B9TZ 4237-G	98850	E	TGAA 4239-A	37073	T		1250-E-473
E	C3TZ 4237-A	102738	E	TUAA 4239-A	37070	T		021107 9
E	C4TZ 4237-A	45645	B	81T 4241-M	472 A	S	E0HZ 4N282-A	MJAHM106
E	C4TZ 4237-B	55559	E		22127	S	E69Z 4N282-A	41356
E	C4TZ 4237-C	75840	E	8QH 4241	25P 76	T	E7HZ 4N282-A	45X 1004 S
E	C4TZ 4237-D	75838	B		473	T	E7HZ 4N282-B	45X 1003 S
E	C5TZ 4237-A	70737	E		90953	S	E8UZ 4N282-A	43180
S	C6TZ 4237-A	25363 X	T	C3TZ 4241-E	2847-M-585	T	C3TZ 4290-A	2208-T-514
T	C8TZ 4237-A	2234-X-310	S	D1TZ 4241-A	500598 21	E	8QH 4292	15966
T		KIT 315	S	D2TZ 4241-A	500598 22	E	TAJAA 4292-A	39347
T	C8TZ 4237-B	2234-X-700	S	E0TZ 4241-A	73043 X	E	TGAA 4292-A	37877
T		KIT 316	S		39233	E	TGAA 4292-B	37071
E	C9TZ 4237-A	70695	S	E2UZ 4241-A	40131 1	S	C6TZ 4294-A	33811
E	C9TZ 4237-B	75837	T	TBAA 4241-A	19X 46	S	C6TZ 4294-B	30482
S	D1TZ 4237-A	26997 X	E	7EQH 4242	31808	T	7EQ 4295-A	1244-D-394
S	D1TZ 4237-B	25852 X	B	81T 4242-M	482	T	7EQ 4295-B	1244-E-395
E	D2HZ 4237-A	98853	E		22128	T	7EQ 4295-C	1244-F-396
E	D3HZ 4237-A	86925	B	8QH 4242	480	T	7EQ 4295-D	1244-G-397
S	D3TZ 4237-A	27968 X	E		32012	T	7EQ 4295-E	1244-H-398
E	D6HZ 4237-A	98608	B	A8Q 4242-A	495 A	T	7EQ 4295-F	1244-J-400
E	D6HZ 4237-B	98609	E	B4T 4242-A	32918	T	7EQ 4295-G	1244-K-401
E	D6HZ 4237-C	98580	B	B5Y 4242-A	387	T	7EQ 4295-H	1244-K-479
E	D6HZ 4237-D	98581	T	B8QH 4243-A	16X 76	T	7EQ 4295-J	1244-L-480
T	D7HZ 4237-A	2234-F-734	T	B8QH 4243-B	16X 82	T	7EQ 4295-K	1244-M-481
T		KIT 397	T	C2TZ 4243-F	16X 51	T	7EQ 4295-L	1244-N-482
T	D7HZ 4237-B	KIT 2004	T	C3TZ 4243-A	16X 79	T	7EQ 4295-M	1244-P-484
T	D7HZ 4237-C	KIT 2002	E	7EQH 4252	19186	T	7EQ 4295-N	1244-Q-485
T	D7HZ 4237-D	K1T 2005	E	B8QH 4252-A	11249	T	7EQ 4295-P	1244-R-486
T	D8HZ 4237-A	KIT 325	T	B8QH 4252-B	1227-F-448	T	7EQ 4295-Q	1244-S-487

1980/
FORD TRUCK PARTS

FORD TO MANUFACTURERS' PART NUMBERS

C O D E	FORD PART NUMBER	VENDOR PART NUMBER	C O D E	FORD PART NUMBER	VENDOR PART NUMBER	C O D E	FORD PART NUMBER	VENDOR PART NUMBER
T	7EQ 4295-R	1244-T-488	T	TCAA 4295-F	1244-X-570	E		66360
T	8TH 4295-A	1244-L-506	T	TCAA 4295-G	1244-Y-571	T	C1TT 4300-AB	B8 3200-X-544 583
T	8TH 4295-B	1244-M-507	T	TCAA 4295-H	1244-Z-572	T	C1TT 4300-AC	B8 3200-X-544 683
T	8TH 4295-C	1244-N-508	T	TCAA 4295-J	1244-A-573	T	C1TT 4300-AD	B8 3200-X-544 780
T	8TH 4295-D	1244-P-510	T	TCAA 4295-K	1244-B-574	T	C1TT 4300-AE	B8 3200-X-544 860
T	8TH 4295-E	1244-Q-511	T	TCAA 4295-L	1244-C-575	T	C1TT 4300-AF	B79 3200-X-544 529
T	8TH 4295-F	1244-R-512	T	TCAA 4295-M	1244-D-576	T	C1TT 4300-AG	B79 3200-X-544 583
T	8TH 4295-G	1244-S-513	T	TCAA 4295-N	1244-E-577	T	C1TT 4300-AH	B79 3200-X-544 683
T	8TH 4295-H	1244-T-514	T	TCAA 4295-P	1244-F-578	T	C1TT 4300-AJ	B80 3200-X-544 583
T	8TH 4295-J	1244-U-515	T	TCAA 4295-R	1244-G-579	T	C1TT 4300-AK	B80 3200-X-544 683
T	8TH 4295-K	1244-V-516	T	TCAA 4295-S	1244-H-580	T	C1TT 4300-AL	B80 3200-X-544 780
T	8TH 4295-L	1244-W-517	E	B8Q 4300-A	65372	T	C1TT 4300-AM	B80 3200-X-544 860
T	8TH 4295-M	1244-X-518	E		39330	T	C1TT 4300-AN	C57 3200-X-544 529
T	8TH 4295-N	1244-Y-519	E		39840	T	C1TT 4300-AR	C57 3200-X-544 583
T	8TH 4295-P	1244-Z-520	E	B8Q 4300-B	65373	T	C1TT 4300-AS	C57 3200-X-544 683
T	8TH 4295-Q	1244-A-521	E		39331	T	C1TT 4300-AT	C58 3200-X-544 463
T	8TH 4295-R	1244-B-522	E		39841	T	C1TT 4300-AU	C59 3200-X-544 463
T	C1TT 4295-A	1244-R-694	E	B8Q 4300-C	45930	T	C1TT 4300-AV	C32 3200-X-544 529
T	C1TT 4295-B	1244-S-695	E	B8Q 4300-D	45929	T	C1TT 4300-AY	C32 3200-X-544 583
T	C1TT 4295-C	1244-T-696	E	B8QH 4300-A	45756	T	C1TT 4300-AZ	C32 3200-X-544 683
T	C1TT 4295-D	1244-U-697	E		47830	E	C1TT 4300-B	49798
T	C1TT 4295-E	1244-V-698	E	B8QH 4300-B	45757	E		65713
T	C1TT 4295-F	1244-W-699	E		47832	T	C1TT 4300-BA	C32 3200-X-544 780
T	C1TT 4295-G	1244-X-700	E	B8QH 4300-C	46139	T	C1TT 4300-BB	C32 3200-X-544 860
T	C3TZ 4295-A	1244-V-750	E	B8QH 4300-D	46140	T	C1TT 4300-BC	C52 3200-X-544 529
T	C3TZ 4295-B	1244-Y-779	E	B8QH 4300-E	37886	T	C1TT 4300-BD	C52 3200-X-544 583
T	C3TZ 4295-C	1244-X-778	E	B8QH 4300-F	37887	T	C1TT 4300-BE	C52 3200-X-544 683
T	C3TZ 4295-D	1244-B-756	E	B8QH 4300-G	42560	T	C1TT 4300-BF	C55 3200-X-544 529
T	C3TZ 4295-E	1244-A-755	E	B8QH 4300-H	42559	T	C1TT 4300-BG	C55 3200-X-544 583
T	C3TZ 4295-F	1244-Y-753	E	B8QH 4300-J	37888	T	C1TT 4300-BH	C55 3200-X-544 683
T	C3TZ 4295-G	1244-Z-754	E	B8QH 4300-K	37885	T	C1TT 4300-BJ	C53 3200-X-544 463
T	C3TZ 4295-H	1244-X-752	E	B8QH 4300-L	45762	T	C1TT 4300-BK	C54 3200-X-544 463
T	C3TZ 4295-J	1244-W-751	E	B8QH 4300-M	45761	E	C1TT 4300-BL	53790
T	C3TZ 4295-K	1244-Q-771	E	B9TT 4300-A	46282	E		66362
T	C3TZ 4295-L	1244-R-772	E		64702	E	C1TT 4300-BM	53791
T	C3TZ 4295-M	1244-J-660	E	B9TT 4300-B	46286	E		66363
T	C5TZ 4295-A	1244-J-686	E		64706	E	C1TT 4300-BN	49135
T	C5TZ 4295-B	1244-K-687	E		67182	E	C1TT 4300-BR	49136
T	C5TZ 4295-C	1244-L-688	E	B9TT 4300-C	46285	E	C1TT 4300-BS	49140
T	C5TZ 4295-D	1244-M-689	E		64705	E	C1TT 4300-BT	49142
T	C5TZ 4295-E	1244-N-690	E		67181	E	C1TT 4300-BU	49143
T	C5TZ 4295-F	1244-P-692	E	B9TT 4300-D	46283	E	C1TT 4300-C	49703
T	C5TZ 4295-G	1244-Q-693	E		64703	E		66399
T	D7HZ 4295-A	1244-J-1492	E		67179	E	C1TT 4300-D	49702
T	D7HZ 4295-B	1244-K-1493	E	B9TT 4300-E	46284	E	C1TT 4300-E	49706
T	D7HZ 4295-C	1244-L-1494	E		64704	E		66402
T	D7HZ 4295-D	1244-M-1495	E		67180	E	C1TT 4300-F	49705
T	D7HZ 4295-E	1244-N-1496	E	C0TT 4300-A	47867	E		66401
T	D7HZ 4295-F	1244-P-1498	E	C0TT 4300-B	47868	E	C1TT 4300-G	50158
S	E8TZ 4295-A	42431	E	C0TT 4300-C	47862	E	C1TT 4300-H	50159
T	TBAA 4295-A	2203-K-1597	E	C0TT 4300-D	47863	E	C1TT 4300-J	50161
T	TBAA 4295-C	2203-M-1599	E	C0TT 4300-E	47830	E	C1TT 4300-K	50162
T	TBAA 4295-D	2203-N-1600	E	C0TT 4300-F	47832	E	C1TT 4300-L	50163
T	TCAA 4295-A	1244-S-565	E	C0TT 4300-G	47835	E	C1TT 4300-M	50164
T	TCAA 4295-B	1244-T-566	E	C0TT 4300-H	47837	E	C1TT 4300-N	50166
T	TCAA 4295-C	1244-U-567	E	C1TT 4300-A	49797	E	C1TT 4300-R	50167
T	TCAA 4295-D	1244-V-568	E		65712	E	C1TT 4300-S	53426
T	TCAA 4295-E	1244-W-596	E	C1TT 4300-AA	53447	E	C1TT 4300-T	53247

**1980/
FORD TRUCK PARTS**

FORD TO MANUFACTURERS' PART NUMBERS

C O D E	FORD PART NUMBER	VENDOR PART NUMBER	C O D E	FORD PART NUMBER	VENDOR PART NUMBER	C O D E	FORD PART NUMBER	VENDOR PART NUMBER
E	C1TT 4300-U	53442	E		56520	T	C3TA 4300-FA	F33 3200-X-544 463
E		66355	E	C3TA 4300-CJ	65601	T	C3TA 4300-FB	F34 3200-X-544 463
E	C1TT 4300-V	53443	E		56521	T	C3TA 4300-FC	F35 3200-X-544 529
E		66356	E	C3TA 4300-CK	65602	T	C3TA 4300-FD	F35 3200-X-544 583
E	C1TT 4300-Y	53444	E		56522	T	C3TA 4300-FE	F35 3200-X-544 683
E		66375	E	C3TA 4300-CL	60099	T	C3TA 4300-FF	F35 3200-X-544 780
E	C1TT 4300-Z	53446	E	C3TA 4300-CM	60100	T	C3TA 4300-FG	F35 3200-X-544 860
E		66359	E	C3TA 4300-CN	60101	T	C3TA 4300-FH	F36 3200-X-544 529
E	C3AA 4300-DB	60129	E	C3TA 4300-CR	60102	T	C3TA 4300-FJ	F37 3200-X-544 463
E	C3TA 4300-AA	55606	E	C3TA 4300-CR	60102	T	C3TA 4300-FK	F38 3200-X-544 463
E	C3TA 4300-AB	57351	E	C3TA 4300-CS	60103	T	C3TA 4300-FL	F39 3200-X-544 529
E		66403	E	C3TA 4300-CT	60104	T	C3TA 4300-FL	F39 3200-X-544 529
E	C3TA 4300-AC	65687	E	C3TA 4300-CU	60105	T	C3TA 4300-FM	F39 3200-X-544 583
E		61330	E	C3TA 4300-CV	60106	T	C3TA 4300-FN	F39 3200-X-544 683
E	C3TA 4300-AD	61331	E	C3TA 4300-CY	60126	T	C3TA 4300-FR	F30 3200-X-544 683
E	C3TA 4300-AE	65693	E	C3TA 4300-CZ	60127	T	C3TA 4300-FS	F30 3200-X-544 583
E		61336	E	C3TA 4300-D	54836	E	C3TA 4300-G	49108
E	C3TA 4300-AF	65694	E	C3TA 4300-DA	60128	E	C3TA 4300-H	49109
E		61337	E	C3TA 4300-DC	60130	E	C3TA 4300-J	49047
T	C3TA 4300-AG	F29 3200-X-544 860	E		61367	E	C3TA 4300-K	49048
E	C3TA 4300-AH	49899	E	C3TA 4300-DD	61368	E	C3TA 4300-L	49052
E		49889	E	C3TA 4300-DE	61369	E	C3TA 4300-M	49053
E	C3TA 4300-AJ	49894	E	C3TA 4300-DF	61370	E	C3TA 4300-N	65635
E	C3TA 4300-AK	50551	E	C3TA 4300-DG	61371	E		51124
E	C3TA 4300-AL	50556	E	C3TA 4300-DH	61376	E	C3TA 4300-R	65636
T	C3TA 4300-AM	F29 3200-X-544 780	E	C3TA 4300-DJ	61377	E		51125
T	C3TA 4300-AN	A29 3800-K-557 831	E	C3TA 4300-DK	61378	E	C3TA 4300-S	65637
T	C3TA 4300-AR	A90 3800-H-554 831	E	C3TA 4300-DL	61379	E		51126
E	C3TA 4300-AS	54990	E	C3TA 4300-DM	61380	T	C3TA 4300-T	A29 3800-K-557 754
E	C3TA 4300-AT	54991	E	C3TA 4300-DN	61693	E	C3TA 4300-V	65634
E	C3TA 4300-AY	57346	E	C3TA 4300-DR	61694	E		51123
E	C3TA 4300-AZ	57347	E	C3TA 4300-DS	61600	E	C3TA 4300-Y	49050
E	C3TA 4300-BC	60539	E	C3TA 4300-DT	61601	E	C3TA 4300-Z	49055
E	C3TA 4300-BD	60540	E	C3TA 4300-DU	61602	E	C4TA 4300-A	60137
E	C3TA 4300-BE	60541	E	C3TA 4300-DV	61603	T	C4TA 4300-AA	F36 3200-X-544 683
E	C3TA 4300-BF	60542	E	C3TA 4300-DY	61604	T	C4TA 4300-AB	F36 3200-X-544 583
E	C3TA 4300-BG	60543	E	C3TA 4300-DZ	61609	E	C4TA 4300-AC	53794
E	C3TA 4300-BH	60544	E	C3TA 4300-E	49106	E		66366
E	C3TA 4300-BJ	60545	E	C3TA 4300-EA	61610	T	C4TA 4300-AJ	F37 3200-X-544 444
E	C3TA 4300-BK	60546	E	C3TA 4300-EB	61611	T	C4TA 4300-AK	F37 3200-X-544 411
E	C3TA 4300-BL	60547	E	C3TA 4300-EC	61612	T	C4TA 4300-AL	F38 3200-X-544 444
E	C3TA 4300-BM	60548	E	C3TA 4300-ED	61613	T	C4TA 4300-AM	F38 3200-X-544 411
E	C3TA 4300-BN	60549	E	C3TA 4300-EE	61628	T	C4TA 4300-AN	F33 3200-X-544 444
E	C3TA 4300-BR	60550	E	C3TA 4300-EF	61629	T	C4TA 4300-AR	F33 3200-X-544 411
E	C3TA 4300-BY	60629	E	C3TA 4300-EG	61684	T	C4TA 4300-AS	F34 3200-X-544 444
E	C3TA 4300-BZ	60630	E	C3TA 4300-EH	61685	T	C4TA 4300-AT	F34 3200-X-544 411
E	C3TA 4300-C	58654	T	C3TA 4300-EJ	A38 3800-F-604 1016	E	C4TA 4300-B	60138
T	C3TA 4300-CA	A10 3800-G-579 798	T	C3TA 4300-EK	F29 3200-X-544 683	E	C4TA 4300-C	60139
T	C3TA 4300-CB	A10 3800-G-579 900	T	C3TA 4300-EL	F29 3200-X-544 583	E	C4TA 4300-D	60140
T	C3TA 4300-CC	A38 3800-F-604 807	T	C3TA 4300-EM	F30 3200-X-544 528	E	C4TA 4300-E	60141
T	C3TA 4300-CD	A38 3800-F-604 903	T	C3TA 4300-EN	F30 3200-X-544 583	E	C4TA 4300-F	60142
E	C3TA 4300-CE	65597	T	C3TA 4300-ER	F31 3200-X-544 583	E	C4TA 4300-G	62130
E		56517	T	C3TA 4300-ES	F31 3200-X-544 683	E	C4TA 4300-Z	53792
E	C3TA 4300-CF	65598	T	C3TA 4300-ET	F31 3200-X-544 780	E		66364
E		56518	T	C3TA 4300-EU	F31 3200-X-544 860	E	C4TZ 4300-A	62576
E	C3TA 4300-CG	65599	T	C3TA 4300-EV	F32 3200-X-544 529	E		65622
E		56519	T	C3TA 4300-EY	F32 3200-X-544 583	E	C4TZ 4300-B	62575
E	C3TA 4300-CH	65600	T	C3TA 4300-EZ	F32 3200-X-544 683	E		65621
E			E	C3TA 4300-F	49107	E	C4TZ 4300-C	62574

**1980/
FORD TRUCK PARTS**

FORD TO MANUFACTURERS' PART NUMBERS

C O D E	FORD PART NUMBER	VENDOR PART NUMBER	C O D E	FORD PART NUMBER	VENDOR PART NUMBER	C O D E	FORD PART NUMBER	VENDOR PART NUMBER
E		65620	E	C6TZ 4300-CS	71392	T	C7TZ 4300-A	B74 3200-T-800 488
E	C4TZ 4300-D	62573	E	C6TZ 4300-CT	71391	E	C7TZ 4300-AA	73835
E		65619	E	C6TZ 4300-CU	71384	E	C7TZ 4300-AB	73836
E	C4TZ 4300-E	62572	E	C6TZ 4300-D	71614	E	C7TZ 4300-AC	73837
E		65618	E	C6TZ 4300-DA	60081	E	C7TZ 4300-AD	73838
E	C5TZ 4300-A	53445	E	C6TZ 4300-DB	60075	E	C7TZ 4300-AE	73839
E		66358	T	C6TZ 4300-DC	A89 3200-T-800 860	E	C7TZ 4300-AF	73840
E	C5TZ 4300-B	49705	T	C6TZ 4300-DD	A89 3200-T-800 780	E	C7TZ 4300-AG	73841
E		49704	T	C6TZ 4300-DE	A89 3200-T-800 683	E	C7TZ 4300-AH	72931
E		66400	T	C6TZ 4300-DF	A89 3200-T-800 583	E	C7TZ 4300-AJ	72932
E	C5TZ 4300-C	49141	T	C6TZ 4300-DG	A89 3200-T-800 529	E	C7TZ 4300-AK	73734
E	C5TZ 4300-D	53425	T	C6TZ 4300-DH	A94 3200-T-800 488	E	C7TZ 4300-AL	73735
E	C5TZ 4300-E	50165	T	C6TZ 4300-DI	A94 3200-T-800 529	E	C7TZ 4300-AM	72933
E	C5TZ 4300-F	50160	T	C6TZ 4300-DJ	A94 3200-T-800 583	E	C7TZ 4300-AN	72934
E	C5TZ 4300-G	53246	T	C6TZ 4300-DL	A94 3200-T-800 617	E	C7TZ 4300-AP	72930
E	C5TZ 4300-H	49049	T	C6TZ 4300-DM	A95 3200-T-800 355	T	C7TZ 4300-AR	B73 3200-T-800 355
E	C5TZ 4300-J	49054	T	C6TZ 4300-DN	A95 3200-T-800 411	T	C7TZ 4300-AS	B73 3200-T-800 411
E	C5TZ 4300-K	47836	T	C6TZ 4300-DR	A95 3200-T-800 444	T	C7TZ 4300-AT	B73 3200-T-800 444
E	C5TZ 4300-L	47831	T	C6TZ 4300-DP	A95 3200-T-800 463	T	C7TZ 4300-AU	B73 3200-T-800 463
E	C5TZ 4300-M	58287	T	C6TZ 4300-DS	A83 3200-T-800 583	T	C7TZ 4300-AV	B72 3200-T-800 488
E	C5TZ 4300-N	63974	T	C6TZ 4300-DT	A83 3200-T-800 683	T	C7TZ 4300-AY	B72 3200-T-800 529
E	C5TZ 4300-P	62397	T	C6TZ 4300-DU	A83 3200-T-800 780	T	C7TZ 4300-B	B74 3200-T-800 529
E	C5TZ 4300-S	62395	T	C6TZ 4300-DV	A83 3200-T-800 860	T	C7TZ 4300-BA	A41 3200-X-804 529
E	C5TZ 4300-T	62394	T	C6TZ 4300-DW	A43 3200-T-800 860	T	C7TZ 4300-BB	A41 3200-X-804 583
E	C5TZ 4300-U	62393	T	C6TZ 4300-DX	A43 3200-T-800 780	T	C7TZ 4300-BC	A41 3200-X-804 617
E	C5TZ 4300-V	62392	T	C6TZ 4300-DY	A43 3200-T-800 683	T	C7TZ 4300-BD	A42 3200-X-804 529
E	C5TZ 4300-W	62391	E	C6TZ 4300-E	71627	T	C7TZ 4300-BE	A42 3200-X-804 583
E	C6TZ 4300-A	71630	T	C6TZ 4300-EA	A43 3200-T-800 583	T	C7TZ 4300-BF	A42 3200-X-804 617
E	C6TZ 4300-AA	71412	T	C6TZ 4300-EB	A42 3200-T-800 860	T	C7TZ 4300-BG	A28 3200-X-804 583
E	C6TZ 4300-AB	71436	T	C6TZ 4300-EC	A42 3200-T-800 780	T	C7TZ 4300-BH	A28 3200-X-804 617
E	C6TZ 4300-AC	71425	T	C6TZ 4300-ED	A42 3200-T-800 683	T	C7TZ 4300-BJ	A28 3200-X-804 680
E	C6TZ 4300-AD	71414	T	C6TZ 4300-EE	A42 3200-T-800 583	T	C7TZ 4300-BK	A28 3200-X-804 720
E	C6TZ 4300-AE	71437	T	C6TZ 4300-EF	A42 3200-T-800 529	T	C7TZ 4300-BL	A28 3200-X-804 780
E	C6TZ 4300-AF	71426	T	C6TZ 4300-EG	A58 3200-T-800 617	T	C7TZ 4300-BM	A42 3200-X-804 680
E	C6TZ 4300-AG	71415	T	C6TZ 4300-EH	A58 3200-T-800 583	T	C7TZ 4300-BN	A41 3200-X-804 680
E	C6TZ 4300-AH	71416	T	C6TZ 4300-EJ	A58 3200-T-800 529	E	C7TZ 4300-BP	65710
E	C6TZ 4300-AJ	71413	T	C6TZ 4300-EK	A58 3200-T-800 488	T	C7TZ 4300-BT	B75 3200-T-800 444
E	C6TZ 4300-AK	71424	T	C6TZ 4300-EL	A59 3200-T-800 463	T	C7TZ 4300-C	B74 3200-T-800 583
E	C6TZ 4300-AL	71435	T	C6TZ 4300-EM	A59 3200-T-800 444	T	C7TZ 4300-D	B74 3200-T-800 617
E	C6TZ 4300-AM	71419	T	C6TZ 4300-EN	A59 3200-T-800 411	E	C7TZ 4300-DA	73694
E	C6TZ 4300-AN	71430	T	C6TZ 4300-EP	A59 3200-T-800 355	E	C7TZ 4300-DB	73695
E	C6TZ 4300-AP	71418	E	C6TZ 4300-F	71613	E	C7TZ 4300-DC	73696
E	C6TZ 4300-AR	71429	E	C6TZ 4300-G	71632	E	C7TZ 4300-DD	62431
E	C6TZ 4300-B	71616	E	C6TZ 4300-H	71618	E	C7TZ 4300-DE	61698
E	C6TZ 4300-C	71628	E	C6TZ 4300-J	71654	E	C7TZ 4300-DF	61697
E	C6TZ 4300-CA	62430	E	C6TZ 4300-K	71643	E	C7TZ 4300-DG	72046
E	C6TZ 4300-CB	71390	E	C6TZ 4300-L	71652	E	C7TZ 4300-DH	72049
E	C6TZ 4300-CC	71389	E	C6TZ 4300-M	71641	E	C7TZ 4300-DJ	72047
E	C6TZ 4300-CD	71385	E	C6TZ 4300-N	71631	E	C7TZ 4300-DK	72050
E	C6TZ 4300-CE	71387	E	C6TZ 4300-P	71617	E	C7TZ 4300-DL	72048
E	C6TZ 4300-CF	71388	E	C6TZ 4300-R	71653	E	C7TZ 4300-DM	72045
E	C6TZ 4300-CG	71386	E	C6TZ 4300-S	71642	E	C7TZ 4300-DN	59340
E	C6TZ 4300-CH	70741	E	C6TZ 4300-T	71431	E	C7TZ 4300-DP	59341
E	C6TZ 4300-CJ	60076	E	C6TZ 4300-U	71420	E	C7TZ 4300-DR	59342
E	C6TZ 4300-CK	60077	E	C6TZ 4300-V	71432	E	C7TZ 4300-DS	59339
E	C6TZ 4300-CL	60078	E	C6TZ 4300-W	71421	T	C7TZ 4300-E	B75 3200-T-800 355
E	C6TZ 4300-CM	60079	E	C6TZ 4300-Y	71434	T	C7TZ 4300-F	B75 3200-T-800 411
E	C6TZ 4300-CN	60080	E	C6TZ 4300-Z	71423	T	C7TZ 4300-G	B75 3200-T-800 444

**1980/
FORD TRUCK PARTS**

CROSS REFERENCE LIST 255

FORD TO MANUFACTURERS' PART NUMBERS

C O D E	FORD PART NUMBER	VENDOR PART NUMBER	C O D E	FORD PART NUMBER	VENDOR PART NUMBER	C O D E	FORD PART NUMBER	VENDOR PART NUMBER	
T	C7TZ	4300-H	B75	3200-T-800	463	T	C8TZ	4300-T	65700
T	C7TZ	4300-J	B76	3200-T-800	488	T	C8TZ	4300-U	65706
T	C7TZ	4300-K	B76	3200-T-800	529	E	C8TZ	4300-V	77770
T	C7TZ	4300-L	B77	3200-T-800	355	E	C8TZ	4300-Y	77869
T	C7TZ	4300-M	B77	3200-T-800	411	E	C8TZ	4300-Z	77870
T	C7TZ	4300-N	B77	3200-T-800	444	T	DOHA	4300-AZ	E87 3200-T-800 463
T	C7TZ	4300-P	B77	3200-T-800	463	T	DOHA	4300-BA	E88 3200-T-800 488
E	C8TZ	4300-A	78065			T	DOHZ	4300-A	C85 3200-T-800 860
E	C8TZ	4300-AA	77871			T	DOHZ	4300-AA	E84 3200-T-800 411
E	C8TZ	4300-AB	77872			T	DOHZ	4300-AB	E84 3200-T-800 444
E	C8TZ	4300-AC	78172			T	DOHZ	4300-AC	E84 3200-T-800 463
E	C8TZ	4300-AD	78052			T	DOHZ	4300-AD	E85 3200-T-800 488
E	C8TZ	4300-AE	78179			T	DOHZ	4300-AE	E86 3200-T-800 529
E	C8TZ	4300-AF	78190			T	DOHZ	4300-AF	E85 3200-T-800 529
E	C8TZ	4300-AG	77163			T	DOHZ	4300-AG	E86 3200-T-800 583
E	C8TZ	4300-AH	78316			T	DOHZ	4300-AH	E85 3200-T-800 583
E	C8TZ	4300-AJ	72264			T	DOHZ	4300-AJ	E86 3200-T-800 617
E	C8TZ	4300-AK	72265			T	DOHZ	4300-AK	E85 3200-T-800 617
E	C8TZ	4300-AL	72266			T	DOHZ	4300-AL	E86 3200-T-800 683
E	C8TZ	4300-AM	72267			T	DOHZ	4300-AM	E85 3200-T-800 683
E	C8TZ	4300-AN	78080			T	DOHZ	4300-AN	E86 3200-T-800 780
E	C8TZ	4300-AR	78084			T	DOHZ	4300-AR	E85 3200-T-800 780
E	C8TZ	4300-AS	78313			T	DOHZ	4300-AS	E86 3200-T-800 860
E	C8TZ	4300-AT	72269			T	DOHZ	4300-AT	E85 3200-T-800 860
E	C8TZ	4300-AU	72217			T	DOHZ	4300-AU	H10 3200-T-800 355
E	C8TZ	4300-AV	77218						E84 3200-T-800 355
E			72218			T	DOHZ	4300-AV	E87 3200-T-800 411
E	C8TZ	4300-AY	72219			T	DOHZ	4300-AY	E87 3200-T-800 444
E	C8TZ	4300-AZ	72220			T	DOHZ	4300-B	C85 3200-T-800 780
E	C8TZ	4300-B	78066			T	DOHZ	4300-BB	E88 3200-T-800 529
E	C8TZ	4300-BA	72221			T	DOHZ	4300-BC	E88 3200-T-800 583
E	C8TZ	4300-BB	78050			T	DOHZ	4300-BD	E88 3200-T-800 617
E	C8TZ	4300-BC	72222			T	DOHZ	4300-BE	E88 3200-T-800 683
E	C8TZ	4300-BD	78056			T	DOHZ	4300-BF	E88 3200-T-800 780
E	C8TZ	4300-BE	78060			T	DOHZ	4300-BG	E88 3200-T-800 860
E	C8TZ	4300-BF	78057			E	DOHZ	4300-BJ	65614
E	C8TZ	4300-BG	78061			E	DOHZ	4300-BK	65615
E	C8TZ	4300-BH	84333			E	DOHZ	4300-BL	65616
E			68916			T	DOHZ	4300-C	C93 3200-T-800 860
E	C8TZ	4300-BJ	84334			T	DOHZ	4300-D	C93 3200-T-800 617
E			68917			T	DOHZ	4300-E	C93 3200-T-800 780
E	C8TZ	4300-BK	68918			E	DOHZ	4300-F	101488
E	C8TZ	4300-BL	68919			E			72657
E	C8TZ	4300-BM	68920			E	DOHZ	4300-G	72658
E	C8TZ	4300-BN	68921			E	DOHZ	4300-H	78062
E	C8TZ	4300-BR	71867			E	DOHZ	4300-J	95687
E	C8TZ	4300-BS	68922			E			78063
E	C8TZ	4300-BT	77965			E	DOHZ	4300-K	77955
E	C8TZ	4300-BU	77961			E	DOHZ	4300-L	77956
E	C8TZ	4300-BV	77966			E	DOHZ	4300-M	77954
E	C8TZ	4300-BY	77962			E	DOHZ	4300-N	65705
E	C8TZ	4300-BZ	77967			E	DOHZ	4300-R	77964
E	C8TZ	4300-C	78067			E	DOHZ	4300-S	79481
E	C8TZ	4300-CA	77968			E	DOHZ	4300-T	77225
E	C8TZ	4300-CB	77982			E			95653
E	C8TZ	4300-CC	78007			E	DOHZ	4300-U	65701
E	C8TZ	4300-CD	72187			E	DOHZ	4300-V	65702
T	C8TZ	4300-CE	A50	3200-X-804	617	E	DOHZ	4300-Y	84348
T	C8TZ	4300-CF	A50	3200-X-804	680				
T	C8TZ	4300-CG	A50	3200-X-804	720				
T	C8TZ	4300-CH	C52	3200-T-800	411				
T	C8TZ	4300-CJ	C52	3200-T-800	444				
T	C8TZ	4300-CK	C52	3200-T-800	463				
T	C8TZ	4300-CL	C51	3200-T-800	488				
T	C8TZ	4300-CM	C51	3200-T-800	529				
T	C8TZ	4300-CN	C51	3200-T-800	583				
T	C8TZ	4300-CR	C51	3200-T-800	683				
T	C8TZ	4300-CS	C50	3200-T-800	583				
T	C8TZ	4300-CT	C50	3200-T-800	683				
T	C8TZ	4300-CU	C50	3200-T-800	780				
T	C8TZ	4300-CV	C50	3200-T-800	860				
T	C8TZ	4300-CY	C49	3200-T-800	355				
T	C8TZ	4300-CZ	C49	3200-T-800	411				
E	C8TZ	4300-D	78068						
T	C8TZ	4300-DA	C49	3200-T-800	444				
T	C8TZ	4300-DB	C49	3200-T-800	463				
T	C8TZ	4300-DC	C48	3200-T-800	488				
T	C8TZ	4300-DD	C48	3200-T-800	529				
T	C8TZ	4300-DE	C48	3200-T-800	583				
T	C8TZ	4300-DF	C48	3200-T-800	617				
T	C8TZ	4300-DG	C48	3200-T-800	683				
T	C8TZ	4300-DH	C62	3200-T-800	529				
T	C8TZ	4300-DJ	C62	3200-T-800	583				
T	C8TZ	4300-DK	C62	3200-T-800	617				
T	C8TZ	4300-DL	C62	3200-T-800	683				
T	C8TZ	4300-DM	C62	3200-T-800	780				
T	C8TZ	4300-DN	C62	3200-T-800	860				
E	C8TZ	4300-DR	72431						
E	C8TZ	4300-DS	72432						
E	C8TZ	4300-DT	72433						
E	C8TZ	4300-DU	72435						
E	C8TZ	4300-DV	72436						
E	C8TZ	4300-DY	78025						
E	C8TZ	4300-DZ	78026						
E	C8TZ	4300-E	77219						
E	C8TZ	4300-EA	78027						
E	C8TZ	4300-EB	72263						
E	C8TZ	4300-EH	77979						
E	C8TZ	4300-EJ	72184						
E	C8TZ	4300-F	77220						
E	C8TZ	4300-FV	77963						
T	C8TZ	4300-FW	A49	3200-X-804	617				
T	C8TZ	4300-FY	A49	3200-X-804	680				
T	C8TZ	4300-FZ	A49	3200-X-804	720				
E	C8TZ	4300-G	77178						
E	C8TZ	4300-GA	65707						
E	C8TZ	4300-GJ	78087						
E	C8TZ	4300-H	77221						
E	C8TZ	4300-J	77179						
E	C8TZ	4300-K	77222						
E	C8TZ	4300-L	77180						
E	C8TZ	4300-M	77223						
E	C8TZ	4300-N	77181						
E	C8TZ	4300-P	77224						
E	C8TZ	4300-R	77182						
E	C8TZ	4300-S	65699						

**1980/
FORD TRUCK PARTS**

FORD TO MANUFACTURERS' PART NUMBERS

C O D E	FORD PART NUMBER	VENDOR PART NUMBER	C O D E	FORD PART NUMBER	VENDOR PART NUMBER	C O D E	FORD PART NUMBER	VENDOR PART NUMBER
E	D2HZ 4300-C	85625	E	D5HZ 4300-AT	96007	T		G71 3200-T-800 617
E	D2HZ 4300-D	103754	E		101688	T	D7HZ 4300-AP	H9 3200-T-800 683
E		85457	E	D5HZ 4300-B	87413	T		G71 3200-T-800 683
E	D3HZ 4300-A	87248	E	D5HZ 4300-C	87414	T	D7HZ 4300-AR	H9 3200-T-800 780
E	D3HZ 4300-AA	87677	E	D5HZ 4300-D	87415	T		G71 3200-T-800 780
E	D3HZ 4300-B	87249	E	D5HZ 4300-E	87416	T	D7HZ 4300-AS	H9 3200-T-800 860
E	D3HZ 4300-BA	87678	E	D5HZ 4300-F	87440	T		G71 3200-T-800 860
E	D3HZ 4300-C	87250	E	D5HZ 4300-G	87442	T	D7HZ 4300-AT	A90 3200-R-1032 488
E	D3HZ 4300-CA	87679	E	D5HZ 4300-H	87443	T	D7HZ 4300-AV	A90 3200-R-1032 529
E	D3HZ 4300-D	87251	E	D5HZ 4300-J	87683	T	D7HZ 4300-AW	A90 3200-R-1032 583
E	D3HZ 4300-DA	87695	E	D5HZ 4300-K	101617	T	D7HZ 4300-AX	A90 3200-R-1032 617
E	D3HZ 4300-E	87252	E		87685	T	D7HZ 4300-AY	A91 3200-R-1032 433
E	D3HZ 4300-EA	95659	E	D5HZ 4300-L	87686	T	D7HZ 4300-AZ	A91 3200-R-1032 463
E		87696	E	D5HZ 4300-M	87687	T	D7HZ 4300-B	G24 3200-T-800 370
E	D3HZ 4300-F	87380	E	D5HZ 4300-N	87689	T		E87 3200-T-800 370
E	D3HZ 4300-FA	87254	E	D5HZ 4300-R	96021	T	D7HZ 4300-BA	H9 3200-T-800 370
E	D3HZ 4300-G	87381	E		101615	T	D7HZ 4300-BB	A 3200-C-1225 576
E	D3HZ 4300-GA	87261	E	D5HZ 4300-S	96023	T	D7HZ 4300-BC	A 3200-E-1227 596
E	D3HZ 4300-H	87382	E	D5HZ 4300-T	96027	T	D7HZ 4300-BD	A 3200-D-1226 578
T	D3HZ 4300-HA	J30 3200-T-800 355	E		101621	T	D7HZ 4300-BE	J5 3200-T-800 488
E	D3HZ 4300-J	87383	E	D5HZ 4300-V	95640	T	D7HZ 4300-BF	J5 3200-T-800 860
E	D3HZ 4300-K	87366	E	D5HZ 4300-W	95641	T	D7HZ 4300-BG	J30 3200-T-800 463
E	D3HZ 4300-L	87367	E	D5HZ 4300-X	95642	T	D7HZ 4300-BH	J55 3200-T-800 860
E	D3HZ 4300-M	87368	E	D5HZ 4300-Y	95643	T	D7HZ 4300-BJ	J10 3200-T-800 780
E	D3HZ 4300-N	87369	E	D5HZ 4300-Z	95644	E	D7HZ 4300-C	95681
E	D3HZ 4300-R	87501	E	D6HZ 4300-A	95680	E	D7HZ 4300-D	95683
E	D3HZ 4300-S	87502	T	D7HZ 4300-A	G22 3200-T-800 370	E	D7HZ 4300-E	95684
E	D3HZ 4300-T	87503	T		E84 3200-T-800 370	E	D7HZ 4300-F	95685
E	D3HZ 4300-U	87585	T	D7HZ 4300-AA	G77 3200-T-800 780	E	D7HZ 4300-G	95686
E	D3HZ 4300-V	87554	T		G73 3200-T-800 780	E	D7HZ 4300-H	95694
E	D3HZ 4300-Y	87557	T	D7HZ 4300-AB	H52 3200-T-800 583	E	D7HZ 4300-J	95695
E	D3HZ 4300-Z	87588	T		H17 3200-T-800 583	E	D7HZ 4300-K	95696
E	D4HZ 4300-A	87411	T		G71 3200-T-800 583	E	D7HZ 4300-L	95697
E	D4HZ 4300-B	87441	T	D7HZ 4300-AC	H52 3200-T-800 617	E	D7HZ 4300-M	96024
E	D5HZ 4300-A	95682	T		H17 3200-T-800 617	E		101618
E		87412	T		G71 3200-T-800 617	E	D7HZ 4300-N	96025
E	D5HZ 4300-AA	95646	T	D7HZ 4300-AD	H52 3200-T-800 683	E		101619
E	D5HZ 4300-AB	95667	T		H17 3200-T-800 683	T	D7HZ 4300-P	G78 3200-T-800 370
E	D5HZ 4300-AC	95668	T		G71 3200-T-800 683	T		G74 3200-T-800 370
E	D5HZ 4300-AD	95669	T	D7HZ 4300-AE	H52 3200-T-800 780	T	D7HZ 4300-R	G78 3200-T-800 411
E	D5HZ 4300-AE	95670	T		H17 3200-T-800 780	T		G74 3200-T-800 411
E	D5HZ 4300-AF	95671	T		G71 3200-T-800 780	T	D7HZ 4300-S	G78 3200-T-800 444
E	D5HZ 4300-AG	95672	T	D7HZ 4300-AF	H52 3200-T-800 860	T		G74 3200-T-800 444
E	D5HZ 4300-AH	95673	T		H17 3200-T-800 860	T	D7HZ 4300-T	G78 3200-T-800 463
E	D5HZ 4300-AJ	95674	T		G71 3200-T-800 860	T		G74 3200-T-800 463
E	D5HZ 4300-AK	95675	T	D7HZ 4300-AG	H10 3200-T-800 370	T	D7HZ 4300-V	G77 3200-T-800 488
E	D5HZ 4300-AL	95824	T		G72 3200-T-800 370	T		G73 3200-T-800 488
E		101435	T	D7HZ 4300-AH	H10 3200-T-800 411	T	D7HZ 4300-W	G77 3200-T-800 529
E	D5HZ 4300-AM	95825	T		G72 3200-T-800 411	T		G73 3200-T-800 529
E		101436	T	D7HZ 4300-AJ	H10 3200-T-800 444	T	D7HZ 4300-X	G77 3200-T-800 583
E	D5HZ 4300-AN	95826	T		G72 3200-T-800 444	T		G73 3200-T-800 583
E		101437	T	D7HZ 4300-AK	H10 3200-T-800 463	T	D7HZ 4300-Y	G77 3200-T-800 617
E	D5HZ 4300-AP	95997	T		G72 3200-T-800 463	T		G73 3200-T-800 617
E		101678	T	D7HZ 4300-AL	H9 3200-T-800 488	T	D7HZ 4300-Z	G77 3200-T-800 683
E	D5HZ 4300-AR	96000	T		G71 3200-T-800 488	T		G73 3200-T-800 683
E		101681	T	D7HZ 4300-AM	H9 3200-T-800 583	E	D8HZ 4300-A	95702
E	D5HZ 4300-AS	96004	T		G71 3200-T-800 583	E		104911
E		101685	T	D7HZ 4300-AN	H9 3200-T-800 617	E	D8HZ 4300-B	95703

1980/ FORD TRUCK PARTS

CROSS REFERENCE LIST 257

FORD TO MANUFACTURERS' PART NUMBERS

C O D E	FORD PART NUMBER	VENDOR PART NUMBER	C O D E	FORD PART NUMBER	VENDOR PART NUMBER	C O D E	FORD PART NUMBER	VENDOR PART NUMBER
E		104912	T	E1HZ 4300-AC	A14 3200-L-1078 411	E	E3HZ 4300-AF	114510
E	D8HZ 4300-C	95708	T	E1HZ 4300-AD	A18 3200-L-1078 370	E	E3HZ 4300-AG	118552
E	D8HZ 4300-D	95711	T	E1HZ 4300-AE	A17 3200-L-1078 411	E	E3HZ 4300-AH	114511
E		104955	E	E1HZ 4300-B	104666	E	E3HZ 4300-AJ	118553
E	D8HZ 4300-E	95712	E	E1HZ 4300-C	104667	E	E3HZ 4300-AK	114512
E		104956	T	E1HZ 4300-D	A64 3200-R-1162 390	E	E3HZ 4300-AL	118554
E	D8HZ 4300-F	95720	T	E1HZ 4300-E	A64 3200-R-1162 411	E	E3HZ 4300-AM	114524
E		104953	T	E1HZ 4300-F	A64 3200-R-1162 433	E	E3HZ 4300-AN	114513
E	D8HZ 4300-G	98785	T	E1HZ 4300-G	A64 3200-R-1162 463	E	E3HZ 4300-AP	118555
E	D8HZ 4300-H	98786	T	E1HZ 4300-H	A65 3200-R-1162 529	E	E3HZ 4300-AQ	114525
E	D8HZ 4300-J	98787	T	E1HZ 4300-I	A65 3200-R-1162 557	E	E3HZ 4300-AR	114514
E	D8HZ 4300-K	99032	T	E1HZ 4300-K	A68 3200-R-1162 390	E	E3HZ 4300-AT	118556
E		104909	T	E1HZ 4300-L	A68 3200-R-1162 411	E	E3HZ 4300-AV	114526
T	D8HZ 4300-L	A92 3200-R-1032 370	T	E1HZ 4300-M	A68 3200-R-1162 433	T	E3HZ 4300-AW	A12 3200-L-1078 370
T	D8HZ 4300-M	A91 3200-R-1032 411	T	E1HZ 4300-N	A68 3200-R-1162 463	T	E3HZ 4300-AX	A11 3200-L-1078 411
T	D8HZ 4300-N	A91 3200-R-1032 444	T	E1HZ 4300-P	A69 3200-R-1162 529	T	E3HZ 4300-AY	A67 3200-R-1162 390
T	D8HZ 4300-O	C5 3200-R-1032 370	T	E1HZ 4300-R	A69 3200-R-1162 557	T	E3HZ 4300-AZ	A67 3200-R-1162 411
T	D8HZ 4300-V	C4 3200-R-1032 411	T	E1HZ 4300-S	C1 3200-R-1032 411	E	E3HZ 4300-B	114545
T	D8HZ 4300-W	C4 3200-R-1032 444	T	E1HZ 4300-T	C1 3200-R-1032 444	T	E3HZ 4300-BA	A67 3200-R-1162 433
T	D8HZ 4300-X	A66 3200-R-1162 390	T	E1HZ 4300-U	C2 3200-R-1032 370	T	E3HZ 4300-BB	A67 3200-R-1162 463
T	D8HZ 4300-Y	A66 3200-R-1162 411	T	E1HZ 4300-V	C7 3200-R-1032 411	T	E3HZ 4300-BC	A67 3200-R-1162 617
T	D8HZ 4300-Z	A66 3200-R-1162 463	T	E1HZ 4300-W	C7 3200-R-1032 444	T	E3HZ 4300-BD	C88 3200-R-1032 370
E	D9HZ 4300-A	101696	T	E1HZ 4300-X	C8 3200-R-1032 370	T	E3HZ 4300-BE	C88 3200-R-1032 390
E	D9HZ 4300-B	101699	T	E1HZ 4300-Y	C17 3200-U-801 370	T	E3HZ 4300-BF	C89 3200-R-1032 411
T	E0HZ 4300-A	A66 3200-R-1162 433	T	E1HZ 4300-Z	C17 3200-U-801 370	T	E3HZ 4300-BG	C89 3200-R-1032 433
T	E0HZ 4300-AA	J10 3200-T-800 583	T	E2HZ 4300-A	B53 3200-R-1162 390	T	E3HZ 4300-BH	C89 3200-R-1032 463
T	E0HZ 4300-AB	J10 3200-T-800 617	T	E2HZ 4300-AA	B75 3200-R-1162 529	T	E3HZ 4300-BI	C90 3200-R-1032 488
T	E0HZ 4300-AC	J10 3200-T-800 683	T	E2HZ 4300-AB	B75 3200-R-1162 557	T	E3HZ 4300-BJ	C90 3200-R-1032 488
T	E0HZ 4300-AD	J11 3200-T-800 370	T	E2HZ 4300-AC	B75 3200-R-1162 617	T	E3HZ 4300-BK	D2 3200-R-1032 488
T	E0HZ 4300-AE	J11 3200-T-800 411	E	E2HZ 4300-AD	101680	T	E3HZ 4300-BL	C90 3200-R-1032 529
T	E0HZ 4300-AF	J11 3200-T-800 444	E	E2HZ 4300-AE	95645	T	E3HZ 4300-BM	D2 3200-R-1032 529
T	E0HZ 4300-AG	J11 3200-T-800 463	E	E2HZ 4300-AF	101408	T	E3HZ 4300-BN	C90 3200-R-1032 583
T	E0HZ 4300-AH	J11 3200-T-800 390	T	E2HZ 4300-B	B53 3200-R-1162 411	T	E3HZ 4300-BO	D2 3200-R-1032 583
T	E0HZ 4300-AJ	J30 3200-T-800 390	T	E2HZ 4300-B	B53 3200-R-1162 433	T	E3HZ 4300-BP	C90 3200-R-1032 617
T	E0HZ 4300-B	A67 3200-R-1162 489	T	E2HZ 4300-C	B53 3200-R-1162 463	T	E3HZ 4300-BQ	D2 3200-R-1032 617
T	E0HZ 4300-C	A67 3200-R-1162 529	T	E2HZ 4300-D	B53 3200-R-1162 463	T	E3HZ 4300-BR	C90 3200-R-1032 683
T	E0HZ 4300-D	A67 3200-R-1162 557	T	E2HZ 4300-E	B53 3200-R-1162 529	T	E3HZ 4300-BT	D2 3200-R-1032 683
E	E0HZ 4300-E	104829	T	E2HZ 4300-F	B53 3200-R-1162 557	T	E3HZ 4300-BV	D2 3200-R-1032 683
E	E0HZ 4300-F	104831	T	E2HZ 4300-G	C29 3200-R-1032 370	T	E3HZ 4300-BW	C90 3200-R-1032 720
E	E0HZ 4300-G	104833	T	E2HZ 4300-H	C28 3200-R-1032 411	T	E3HZ 4300-BX	D2 3200-R-1032 720
T	E0HZ 4300-H	C4 3200-R-1032 463	T	E2HZ 4300-I	C28 3200-R-1032 444	T	E3HZ 4300-BY	C63 3200-R-1032 370
T	E0HZ 4300-J	C3 3200-R-1032 529	T	E2HZ 4300-J	A19 3200-L-1078 370	T	E3HZ 4300-BZ	A53 3200-L-1078 370
T	E0HZ 4300-K	J5 3200-T-800 583	T	E2HZ 4300-K	A20 3200-L-1078 411	E	E3HZ 4300-C	114546
T	E0HZ 4300-L	J5 3200-T-800 617	E	E2HZ 4300-L	114504	T	E3HZ 4300-CA	C63 3200-R-1032 390
T	E0HZ 4300-M	J5 3200-T-800 683	E	E2HZ 4300-M	114562	T	E3HZ 4300-CB	C64 3200-R-1032 411
T	E0HZ 4300-N	J5 3200-T-800 780	E	E2HZ 4300-N	114506	T	E3HZ 4300-CC	A54 3200-L-1078 411
T	E0HZ 4300-P	J30 3200-T-800 370	E	E2HZ 4300-O	114564	T	E3HZ 4300-CD	C64 3200-R-1032 433
T	E0HZ 4300-R	J30 3200-T-800 411	E	E2HZ 4300-P	114507	T	E3HZ 4300-CE	C64 3200-R-1032 463
T	E0HZ 4300-S	J30 3200-T-800 444	E	E2HZ 4300-Q	114565	T	E3HZ 4300-CF	C65 3200-R-1032 488
T	E0HZ 4300-T	J55 3200-T-800 583	E	E2HZ 4300-R	117457	T	E3HZ 4300-CG	C65 3200-R-1032 529
T	E0HZ 4300-V	J55 3200-T-800 617	E	E2HZ 4300-S	117459	T	E3HZ 4300-CH	C65 3200-R-1032 583
T	E0HZ 4300-W	J55 3200-T-800 683	E	E2HZ 4300-T	117461	T	E3HZ 4300-CI	C65 3200-R-1032 617
T	E0HZ 4300-X	J55 3200-T-800 780	T	E2HZ 4300-U	117461	T	E3HZ 4300-CJ	C65 3200-R-1032 617
T	E0HZ 4300-Y	J10 3200-T-800 488	T	E2HZ 4300-V	J5 3200-T-800 529	T	E3HZ 4300-CK	C65 3200-R-1032 683
T	E0HZ 4300-Z	J10 3200-T-800 529	T	E2HZ 4300-W	B53 3200-R-1162 617	T	E3HZ 4300-CL	C65 3200-R-1032 720
E	E1HZ 4300-A	104665	E	E2HZ 4300-X	114544	E	E3HZ 4300-D	114547
T	E1HZ 4300-AA	C17 3200-U-801 411	E	E2HZ 4300-Y	117315	E	E3HZ 4300-E	114548
T	E1HZ 4300-AB	A15 3200-L-1078 370	E	E2HZ 4300-Z	114505	E	E3HZ 4300-F	114549
			E	E3HZ 4300-A	114508	E	E3HZ 4300-G	114563
			E	E3HZ 4300-B	114509	E	E3HZ 4300-H	114566
			E	E3HZ 4300-C	118551	E	E3HZ 4300-I	114567

July, 1989

COPYRIGHT © 1989 — FORD MOTOR COMPANY — DEARBORN, MICHIGAN

New Issue

**1980/
FORD TRUCK PARTS**

FORD TO MANUFACTURERS' PART NUMBERS

C O D E	FORD		VENDOR		C O D E	FORD		VENDOR		C O D E	FORD		VENDOR	
	PART NUMBER	PART NUMBER	PART NUMBER	PART NUMBER		PART NUMBER	PART NUMBER	PART NUMBER	PART NUMBER		PART NUMBER	PART NUMBER	PART NUMBER	PART NUMBER
E	E3HZ	4300-K	114568		T	E4HZ	4300-BZ	F17 3200-R-1032	488	T	E6HZ	4300-AW	G73 3200-R-1032	614
E	E3HZ	4300-L	114569		T	E4HZ	4300-C	A3 3200-P-1420	430	T	E6HZ	4300-AX	G73 3200-R-1032	683
E	E3HZ	4300-M	114570		T	E4HZ	4300-CA	F17 3200-R-1032	529	T	E6HZ	4300-AY	G73 3200-R-1032	717
E	E3HZ	4300-N	114571		T	E4HZ	4300-CB	F17 3200-R-1032	586	T	E6HZ	4300-AZ	G74 3200-R-1032	488
E	E3HZ	4300-P	114572		T	E4HZ	4300-CC	F17 3200-R-1032	614	T	E6HZ	4300-B	F15 3200-R-1032	390
E	E3HZ	4300-R	114608		T	E4HZ	4300-CD	F17 3200-R-1032	683	T	E6HZ	4300-BA	G74 3200-R-1032	529
E	E3HZ	4300-S	114609		T	E4HZ	4300-CE	F17 3200-R-1032	717	T	E6HZ	4300-BB	G74 3200-R-1032	586
E	E3HZ	4300-T	114687		T	E4HZ	4300-CF	F18 3200-R-1032	488	T	E6HZ	4300-BC	G74 3200-R-1032	614
E	E3HZ	4300-V	114688		T	E4HZ	4300-CG	F18 3200-R-1032	529	T	E6HZ	4300-BD	G74 3200-R-1032	683
E	E3HZ	4300-W	114689		T	E4HZ	4300-CH	F18 3200-R-1032	586	T	E6HZ	4300-BE	G74 3200-R-1032	717
E	E3HZ	4300-X	117312		T	E4HZ	4300-CJ	F18 3200-R-1032	614	T	E6HZ	4300-BF	G71 3200-R-1032	529
E	E3HZ	4300-Y	117313		T	E4HZ	4300-CK	F18 3200-R-1032	683	T	E6HZ	4300-BG	G71 3200-R-1032	586
E	E3HZ	4300-Z	117314		T	E4HZ	4300-CL	F18 3200-R-1032	717	T	E6HZ	4300-BH	G71 3200-R-1032	614
T	E4HZ	4300-A	A3 3200-P-1420	391	T	E4HZ	4300-D	A3 3200-P-1420	456	E	E6HZ	4300-BJ	114540	
T	E4HZ	4300-AA	E26 3200-R-1032	614	T	E4HZ	4300-E	A3 3200-P-1420	538	E	E6HZ	4300-BK	120837	
T	E4HZ	4300-AB	E26 3200-R-1032	683	T	E4HZ	4300-F	A3 3200-P-1420	557	E	E6HZ	4300-BL	114541	
T	E4HZ	4300-AC	E26 3200-R-1032	717	T	E4HZ	4300-G	A3 3200-P-1420	614	E	E6HZ	4300-BM	114543	
T	E4HZ	4300-AD	E27 3200-R-1032	373	T	E4HZ	4300-H	B20 3200-L-1078	373	T	E6HZ	4300-C	F15 3200-R-1032	433
T	E4HZ	4300-AE	E27 3200-R-1032	390	T	E4HZ	4300-J	B20 3200-L-1078	410	T	E6HZ	4300-D	F15 3200-R-1032	463
T	E4HZ	4300-AF	E27 3200-R-1032	410	T	E4HZ	4300-K	B21 3200-L-1078	373	T	E6HZ	4300-E	F15 3200-R-1032	488
T	E4HZ	4300-AG	E27 3200-R-1032	433	T	E4HZ	4300-L	B21 3200-L-1078	410	T	E6HZ	4300-F	F15 3200-R-1032	529
T	E4HZ	4300-AH	E27 3200-R-1032	463	T	E4HZ	4300-M	E25 3200-R-1032	373	T	E6HZ	4300-G	F15 3200-R-1032	586
T	E4HZ	4300-AJ	E27 3200-R-1032	488	T	E4HZ	4300-N	E25 3200-R-1032	410	T	E6HZ	4300-H	F15 3200-R-1032	614
T	E4HZ	4300-AK	E27 3200-R-1032	529	T	E4HZ	4300-P	E25 3200-R-1032	444	T	E6HZ	4300-J	F16 3200-R-1032	355
T	E4HZ	4300-AL	E27 3200-R-1032	586	T	E4HZ	4300-R	E26 3200-R-1032	373	T	E6HZ	4300-K	C16 3200-L-1078	373
T	E4HZ	4300-AM	E27 3200-R-1032	614	T	E4HZ	4300-S	E26 3200-R-1032	390	T	E6HZ	4300-L	C16 3200-L-1078	410
T	E4HZ	4300-AN	E27 3200-R-1032	683	T	E4HZ	4300-T	E26 3200-R-1032	410	T	E6HZ	4300-M	C17 3200-L-1078	373
T	E4HZ	4300-AP	E27 3200-R-1032	717	T	E4HZ	4300-V	E26 3200-R-1032	433	T	E6HZ	4300-N	C17 3200-L-1078	410
T	E4HZ	4300-AR	E28 3200-R-1032	488	T	E4HZ	4300-W	E26 3200-R-1032	463	T	E6HZ	4300-P	G71 3200-R-1032	355
T	E4HZ	4300-AS	E28 3200-R-1032	529	T	E4HZ	4300-X	E26 3200-R-1032	488	T	E6HZ	4300-R	G71 3200-R-1032	373
T	E4HZ	4300-AT	E28 3200-R-1032	586	T	E4HZ	4300-Y	E26 3200-R-1032	529	T	E6HZ	4300-S	G71 3200-R-1032	390
T	E4HZ	4300-AV	E28 3200-R-1032	614	T	E4HZ	4300-Z	E26 3200-R-1032	586	T	E6HZ	4300-T	G71 3200-R-1032	410
T	E4HZ	4300-AW	E28 3200-R-1032	683	T	E5HZ	4300-A	A24 3200-P-1420	391	T	E6HZ	4300-V	G71 3200-R-1032	433
T	E4HZ	4300-AX	E28 3200-R-1032	717	T	E5HZ	4300-B	A24 3200-P-1420	410	T	E6HZ	4300-W	G71 3200-R-1032	463
T	E4HZ	4300-AY	B48 3200-L-1078	373	T	E5HZ	4300-C	A24 3200-P-1420	430	T	E6HZ	4300-X	G72 3200-R-1032	355
T	E4HZ	4300-AZ	B48 3200-L-1078	410	T	E5HZ	4300-D	A24 3200-P-1420	456	T	E6HZ	4300-Y	G72 3200-R-1032	373
T	E4HZ	4300-B	A3 3200-P-1420	410	T	E5HZ	4300-E	A24 3200-P-1420	538	T	E6HZ	4300-Z	G72 3200-R-1032	390
T	E4HZ	4300-BA	B49 3200-L-1078	373	T	E5HZ	4300-F	A24 3200-P-1420	557	T	E8HZ	4300-A	A3 3200-R-1656	456
T	E4HZ	4300-BB	B49 3200-L-1078	410	T	E5HZ	4300-G	A24 3200-P-1420	614	T	E8HZ	4300-AA	B29 3200-P-1420	529
T	E4HZ	4300-BC	F15 3200-R-1032	373	T	E6HZ	4300-A	F15 3200-R-1032	355	T	E8HZ	4300-AB	B29 3200-P-1420	557
T	E4HZ	4300-BD	F15 3200-R-1032	410	T	E6HZ	4300-AA	G72 3200-R-1032	410	T	E8HZ	4300-AC	B29 3200-P-1420	614
T	E4HZ	4300-BE	F15 3200-R-1032	444	T	E6HZ	4300-AB	G72 3200-R-1032	433	T	E8HZ	4300-AD	B25 3200-P-1420	391
T	E4HZ	4300-BF	F16 3200-R-1032	373	T	E6HZ	4300-AC	G72 3200-R-1032	463	T	E8HZ	4300-AE	B25 3200-P-1420	410
T	E4HZ	4300-BG	F16 3200-R-1032	390	T	E6HZ	4300-AD	G72 3200-R-1032	488	T	E8HZ	4300-AF	B25 3200-P-1420	430
T	E4HZ	4300-BH	F16 3200-R-1032	410	T	E6HZ	4300-AE	G72 3200-R-1032	529	T	E8HZ	4300-AG	B25 3200-P-1420	463
T	E4HZ	4300-BJ	F16 3200-R-1032	433	T	E6HZ	4300-AF	G72 3200-R-1032	586	T	E8HZ	4300-AH	B25 3200-P-1420	529
T	E4HZ	4300-BK	F16 3200-R-1032	463	T	E6HZ	4300-AG	G72 3200-R-1032	614	T	E8HZ	4300-AJ	B25 3200-P-1420	557
T	E4HZ	4300-BL	F16 3200-R-1032	488	T	E6HZ	4300-AH	G72 3200-R-1032	683	T	E8HZ	4300-B	A9 3200-L-1624	456
T	E4HZ	4300-BM	F16 3200-R-1032	529	T	E6HZ	4300-AJ	G72 3200-R-1032	717	T	E8HZ	4300-C	B19 3200-P-1420	391
T	E4HZ	4300-BN	F16 3200-R-1032	586	T	E6HZ	4300-AK	G71 3200-R-1032	488	T	E8HZ	4300-D	B19 3200-P-1420	410
T	E4HZ	4300-BO	F16 3200-R-1032	614	T	E6HZ	4300-AL	G73 3200-R-1032	373	T	E8HZ	4300-E	B19 3200-P-1420	430
T	E4HZ	4300-BO	F16 3200-R-1032	683	T	E6HZ	4300-AM	G73 3200-R-1032	390	T	E8HZ	4300-F	B19 3200-P-1420	456
T	E4HZ	4300-BS	F16 3200-R-1032	717	T	E6HZ	4300-AN	G73 3200-R-1032	410	T	E8HZ	4300-G	B19 3200-P-1420	463
T	E4HZ	4300-BT	F17 3200-R-1032	373	T	E6HZ	4300-AP	G73 3200-R-1032	433	T	E8HZ	4300-H	B19 3200-P-1420	489
T	E4HZ	4300-BV	F17 3200-R-1032	390	T	E6HZ	4300-AR	G73 3200-R-1032	463	T	E8HZ	4300-J	B19 3200-P-1420	529
T	E4HZ	4300-BW	F17 3200-R-1032	410	T	E6HZ	4300-AS	G73 3200-R-1032	488	T	E8HZ	4300-K	B19 3200-P-1420	538
T	E4HZ	4300-BX	F17 3200-R-1032	433	T	E6HZ	4300-AT	G73 3200-R-1032	529	T	E8HZ	4300-L	B19 3200-P-1420	557
T	E4HZ	4300-BY	F17 3200-R-1032	463	T	E6HZ	4300-AV	G73 3200-R-1032	586	T	E8HZ	4300-M	B19 3200-P-1420	614

1980/ FORD TRUCK PARTS

CROSS REFERENCE LIST 259

FORD TO MANUFACTURERS' PART NUMBERS

C O D E	FORD PART NUMBER	VENDOR PART NUMBER	C O D E	FORD PART NUMBER	VENDOR PART NUMBER	C O D E	FORD PART NUMBER	VENDOR PART NUMBER
T	E8HZ 4300-N	B20 3200-P-1420 391	T	E9HZ 4300-CB	A1 3200-X-1662 529	E		37659
T	E8HZ 4300-P	B20 3200-P-1420 410	T	E9HZ 4300-CC	A1 3200-X-1662 586	E	B6QH 4309-B	37661
T	E8HZ 4300-R	B20 3200-P-1420 430	T	E9HZ 4300-CD	A1 3200-X-1662 614	E		37658
T	E8HZ 4300-S	B20 3200-P-1420 463	T	E9HZ 4300-CE	A1 3200-X-1662 643	E	B8QH 4309-C	45501
T	E8HZ 4300-T	B20 3200-P-1420 529	T	E9HZ 4300-CF	A1 3200-X-1662 717	E	B8QH 4309-D	51544
T	E8HZ 4300-V	B20 3200-P-1420 557	T	E9HZ 4300-CG	A18 3200-L-1624 342	E		45502
T	E8HZ 4300-W	B29 3200-P-1420 391	T	E9HZ 4300-CH	A18 3200-L-1624 358	E	B8QH 4309-F	45978
T	E8HZ 4300-X	B29 3200-P-1420 410	T	E9HZ 4300-CJ	A18 3200-L-1624 373	E	B8QH 4309-G	45979
T	E8HZ 4300-Y	B29 3200-P-1420 430	T	E9HZ 4300-CK	A18 3200-L-1624 391	E	B8QH 4309-H	37901
T	E8HZ 4300-Z	B29 3200-P-1420 463	T	E9HZ 4300-CL	A18 3200-L-1624 410	E		66823
T	E9HZ 4300-A	A1 3200-J-1648 342	T	E9HZ 4300-CM	A18 3200-L-1624 430	E	B8QH 4309-J	37902
T	E9HZ 4300-AA	A6 3200-G-1645 373	T	E9HZ 4300-CN	A18 3200-L-1624 456	E		66818
T	E9HZ 4300-AB	A6 3200-G-1645 391	T	E9HZ 4300-CP	A18 3200-L-1624 488	E	B9TT 4309-A	40597
T	E9HZ 4300-AC	A6 3200-G-1645 410	T	E9HZ 4300-CR	A18 3200-L-1624 529	E	B9TT 4309-B	47817
T	E9HZ 4300-AD	A6 3200-G-1645 430	T	E9HZ 4300-CS	A18 3200-L-1624 586	E	B9TT 4309-C	47815
T	E9HZ 4300-AE	A6 3200-G-1645 456	T	E9HZ 4300-CT	A18 3200-L-1624 614	E	B9TT 4309-D	47857
T	E9HZ 4300-AF	A6 3200-G-1645 488	T	E9HZ 4300-CV	A18 3200-L-1624 643	E	B9TT 4309-E	47858
T	E9HZ 4300-AG	A6 3200-G-1645 529	T	E9HZ 4300-CW	A18 3200-L-1624 717	E	B9TZ 4309-B	70369
T	E9HZ 4300-AH	A6 3200-G-1645 586	T	E9HZ 4300-D	A1 3200-J-1648 391	E	B9TZ 4309-C	70367
T	E9HZ 4300-AJ	A6 3200-G-1645 614	T	E9HZ 4300-E	A1 3200-J-1648 410	E	C1TT 4309-A	52490
T	E9HZ 4300-AK	A6 3200-G-1645 643	T	E9HZ 4300-F	A1 3200-J-1648 430	T	C1TT 4309-AV	A 35812 1
T	E9HZ 4300-AL	A6 3200-G-1645 717	T	E9HZ 4300-G	A1 3200-J-1648 456	E	C1TT 4309-B	50209
T	E9HZ 4300-AM	A4 3200-G-1645 342	T	E9HZ 4300-H	A1 3200-J-1648 489	E		55580
T	E9HZ 4300-AN	A4 3200-G-1645 358	T	E9HZ 4300-J	A1 3200-J-1648 538	E	C1TT 4309-C	50210
T	E9HZ 4300-AP	A4 3200-G-1645 373	T	E9HZ 4300-K	A1 3200-J-1648 563	E		55581
T	E9HZ 4300-AR	A4 3200-G-1645 391	T	E9HZ 4300-L	A9 3200-P-1628 342	E	C1TT 4309-F	55584
T	E9HZ 4300-AS	A4 3200-G-1645 410	T	E9HZ 4300-M	A9 3200-P-1628 358	E	C1TT 4309-G	48407
T	E9HZ 4300-AT	A4 3200-G-1645 430	T	E9HZ 4300-N	A9 3200-P-1628 373	E	C1TT 4309-H	50222
T	E9HZ 4300-AV	A4 3200-G-1645 456	T	E9HZ 4300-P	A9 3200-P-1628 391	E	C1TT 4309-J	50223
T	E9HZ 4300-AW	A4 3200-G-1645 488	T	E9HZ 4300-R	A9 3200-P-1628 410	E	C1TT 4309-K	17818
T	E9HZ 4300-AX	A4 3200-G-1645 529	T	E9HZ 4300-S	A9 3200-P-1628 430	E		47818
T	E9HZ 4300-AY	A4 3200-G-1645 586	T	E9HZ 4300-T	A9 3200-P-1628 456	E	C1TT 4309-L	47814
T	E9HZ 4300-AZ	A4 3200-G-1645 614	T	E9HZ 4300-V	A9 3200-P-1628 489	T	C1TT 4309-M	A 35800
T	E9HZ 4300-B	A1 3200-J-1648 358	T	E9HZ 4300-W	A9 3200-P-1628 538	T	C1TT 4309-N	A 35802
T	E9HZ 4300-BA	A4 3200-G-1645 643	T	E9HZ 4300-X	A9 3200-P-1628 563	T	C1TT 4309-R	A 35806
T	E9HZ 4300-BB	A4 3200-G-1645 717	T	E9HZ 4300-Y	A6 3200-G-1645 342	T	C1TT 4309-S	A 35810
T	E9HZ 4300-BC	A1 3200-M-1677 342	T	E9HZ 4300-Z	A6 3200-G-1645 358	T	C1TT 4309-T	A 35812 1
T	E9HZ 4300-BD	A1 3200-M-1677 358	E	TALAB 4300-A	46144	T	C1TT 4309-U	A 35814
T	E9HZ 4300-BE	A1 3200-M-1677 373	E	TALAB 4300-B	46145	E	C1TZ 4309-A	50208
T	E9HZ 4300-BF	A1 3200-M-1677 391	S	EOHZ 4N301-A	GGAGH102	E	C1TZ 4309-B	50212
T	E9HZ 4300-BG	A1 3200-M-1677 410	S	EOHZ 4N301-B	MJAGH102	E	C1TZ 4309-BJ	49336
T	E9HZ 4300-BH	A1 3200-M-1677 430	T	E6HZ 4N301-A	095125 0	E	C1TZ 4309-C	50213
T	E9HZ 4300-BJ	A1 3200-M-1677 456	T	E6HZ 4N301-B	095124 2	E	C1TZ 4309-D	55768
T	E9HZ 4300-BK	A1 3200-M-1677 488	T	E7HZ 4N301-A	3280-T-8314 S	E		55678
T	E9HZ 4300-BL	A1 3200-M-1677 529	T	E7HZ 4N301-B	3280-A-8321 S	E		55579
T	E9HZ 4300-BM	A1 3200-M-1677 586	T	E7HZ 4N301-C	3280-H-8328 S	E	C1TZ 4309-E	70363
T	E9HZ 4300-BN	A1 3200-M-1677 614	T	E7HZ 4N301-D	3280-L-8306 S	E		55583
T	E9HZ 4300-BP	A1 3200-M-1677 643	T	C1TT 4307-A	65200	E	C1TZ 4309-F	70364
T	E9HZ 4300-BR	A1 3200-M-1677 717	B		65200	E	C1TZ 4309-G	70365
T	E9HZ 4300-BS	A1 3200-X-1662 342	T	C1TT 4308-A	A 3838-Q-121	E	C1TZ 4309-H	99660
T	E9HZ 4300-BT	A1 3200-X-1662 358	E	B4QH 4309-A	39848	E		70370
T	E9HZ 4300-BV	A1 3200-X-1662 373	E	B4QH 4309-B	37922	T	C1TZ 4309-M	A 35800 10
T	E9HZ 4300-BW	A1 3200-X-1662 391	E		39851	T	C1TZ 4309-N	A 35802 9
T	E9HZ 4300-BX	A1 3200-X-1662 410	E	B4TZ 4309-A	37900	T	C1TZ 4309-R	A 35806 12
T	E9HZ 4300-BY	A1 3200-X-1662 430	E		66828	T	C1TZ 4309-S	A 35810 9
T	E9HZ 4300-BZ	A1 3200-X-1662 456	E	B4TZ 4309-B	37922	T	C1TZ 4309-T	A 35812 12
T	E9HZ 4300-C	A1 3200-J-1648 373	E		66833	T	C1TZ 4309-U	A 35814 9
T	E9HZ 4300-CA	A1 3200-X-1662 488	E	B6QH 4309-A	37662	E	C1TZ 4309-V	95524

July, 1989

COPYRIGHT © 1989 — FORD MOTOR COMPANY — DEARBORN, MICHIGAN

New Issue

**1980/
FORD TRUCK PARTS**

FORD TO MANUFACTURERS' PART NUMBERS

C O D E	FORD PART NUMBER	VENDOR PART NUMBER	C O D E	FORD PART NUMBER	VENDOR PART NUMBER	C O D E	FORD PART NUMBER	VENDOR PART NUMBER
E	C1TZ 4309-W	95531	E	C8HZ 4309-A	88310	T	D7HZ 4309-A	A 37588 3
E	C1TZ 4309-X	95532	E	C8HZ 4309-B	95525	T	D7HZ 4309-B	A 37404 S1
E	C1TZ 4309-Y	95522	E	C8TZ 4309-A	75175	T		A 37404 1S
E	C1TZ 4309-Z	95523	E	C8TZ 4309-B	75176	T	D7HZ 4309-C	A 37540 S2
E	C2TZ 4309-C	48687	E	C8TZ 4309-C	75177	T		A 37540 2S
E	C2TZ 4309-D	70371	E	C8TZ 4309-D	74802	T	D7HZ 4309-D	A 37398 1S
E	C2TZ 4309-E	99661	E	C8TZ 4309-E	74803	T	D7HZ 4309-E	A 37396 S2
E	C3TZ 4309-AA	50220	E	C8TZ 4309-F	74804	T		A 37396 2S
E	C3TZ 4309-AB	50221	E	C8TZ 4309-G	74805	T	D7HZ 4309-F	A 37394 S2
E	C3TZ 4309-AC	48982	E	C8TZ 4309-H	50211	T	D7HZ 4309-G	A 37264 S2
E	C3TZ 4309-AD	50224	E	D2HZ 4309-A	84061	T	D7HZ 4309-H	A 38014 S
E	C3TZ 4309-AE	48235	E	D2HZ 4309-B	84062	T	D7HZ 4309-J	A 35344 10S
E	C3TZ 4309-AF	49365	E	D3HZ 4309-A	88305	T	D7HZ 4309-K	A9 3889-L-272 S
E	C3TZ 4309-AG	47856	E	D3HZ 4309-B	88306	E	D8HZ 4309-A	95557
E	C3TZ 4309-AH	47859	E	D3HZ 4309-C	88307	E	D8HZ 4309-B	95558
E	C3TZ 4309-AJ	47860	E	D3HZ 4309-D	88308	E	D8HZ 4309-C	95559
T	C3TZ 4309-AK	A 35376 3	E	D3HZ 4309-E	88309	E	D8HZ 4309-D	95578
T	C3TZ 4309-AL	A 35412	E	D3HZ 4309-F	88311	E	D8HZ 4309-E	98162
E	C3TZ 4309-AM	56157	E	D3HZ 4309-G	85408	E	D8HZ 4309-F	98164
E	C3TZ 4309-AN	95529	E	D3HZ 4309-H	88349	T	D8HZ 4309-G	A 37596 S2
E		95548	E	D3HZ 4309-I	88350	T		A 37596 2S
E	C3TZ 4309-AR	95530	E	D3HZ 4309-K	88351	T	D8HZ 4309-H	A 37494 S2
E	C3TZ 4309-AS	95533	E	D3HZ 4309-L	88352	T		A 37494 2S
E	C3TZ 4309-AT	95534	T	D3HZ 4309-M	A 35806 24	T	D8HZ 4309-J	A 37530 S2
T	C3TZ 4309-B	A 35344 2	E	D5HZ 4309-A	95526	T		A 37530 2S
T	C3TZ 4309-E	A 35376	E	D5HZ 4309-B	95527	T	D8HZ 4309-K	A 37890 2
T	C3TZ 4309-F	A3 3889-L-272	E	D5HZ 4309-C	95528	T	D8HZ 4309-L	A 35838 6S
T	C3TZ 4309-H	A 3889-L-272	E	D6HZ 4309-A	95536	T	D8HZ 4309-M	A 35910 5S
E	C4TZ 4309-A	56790	E	D6HZ 4309-AA	99533	T	E0HZ 4309-A	A 37164 1S
T	C4TZ 4309-B	A 35818	E	D6HZ 4309-AB	99513	T	E0HZ 4309-B	A 36684 3S
T	C4TZ 4309-C	A 34816	E	D6HZ 4309-AC	99514	T	E0HZ 4309-C	A 37556 2S
T		A 35816	E	D6HZ 4309-AD	95567	T	E0HZ 4309-D	A 35912 5S
E	C4TZ 4309-D	84062	E	D6HZ 4309-AE	95543	E	E0HZ 4309-E	104526
E		70362	E	D6HZ 4309-AF	95544	E	E0HZ 4309-F	104528
T	C4TZ 4309-E	A 35816 11	E	D6HZ 4309-AG	95545	E	E0HZ 4309-G	104530
T	C4TZ 4309-F	A 35818 13	E	D6HZ 4309-AH	95546	T	E0HZ 4309-H	A 38006 4S
E	C5TZ 4309-A	47816	E	D6HZ 4309-AJ	99530	E	E1HZ 4309-A	95568
E	C6TZ 4309-A	84061	E	D6HZ 4309-B	95537	E	E2HZ 4309-A	111175
E		70361	E	D6HZ 4309-C	95538	E	E2HZ 4309-B	111177
E	C6TZ 4309-B	70366	E	D6HZ 4309-D	95539	E	E2HZ 4309-C	111178
E	C6TZ 4309-C	99658	E	D6HZ 4309-E	95540	T	E2HZ 4309-D	A 35916 2S
E		70368	E	D6HZ 4309-F	95541	E	E3HZ 4309-A	104520
E	C6TZ 4309-D	56156	E	D6HZ 4309-G	95542	T	E3HZ 4309-AA	A 38002 1S
E	C6TZ 4309-E	62100	E	D6HZ 4309-H	95553	T	E3HZ 4309-AB	A 37394 1S
T	C6TZ 4309-F	A 36028 12	E	D6HZ 4309-I	99519	T	E3HZ 4309-AC	A 38242 1S
T	C6TZ 4309-G	A 35808 13	E	D6HZ 4309-K	99515	T	E3HZ 4309-AD	A 38240 1S
T	C6TZ 4309-H	A 36446 7	E	D6HZ 4309-L	99516	T	E3HZ 4309-AE	A 37260 1S
E	C6TZ 4309-J	95552	E	D6HZ 4309-M	99517	E	E3HZ 4309-B	104521
T	C7TZ 4309-A	A 35702 3	E	D6HZ 4309-N	95549	E	E3HZ 4309-C	104522
T	C7TZ 4309-B	A 35704 4	E	D6HZ 4309-P	95550	E	E3HZ 4309-D	104523
T	C7TZ 4309-C	A 35590 2	E	D6HZ 4309-R	95551	E	E3HZ 4309-E	111176
T	C7TZ 4309-D	A 35586 2	E	D6HZ 4309-S	99518	E	E3HZ 4309-F	111179
T	C7TZ 4309-E	A 35588 2	E	D6HZ 4309-T	95547	E	E3HZ 4309-G	111180
T	C7TZ 4309-F	A 35856 S	E	D6HZ 4309-V	95554	E	E3HZ 4309-H	111181
T		A 35856 1	E	D6HZ 4309-W	95555	E	E3HZ 4309-I	111182
T	C7TZ 4309-H	A 35590 7	E	D6HZ 4309-X	95556	E	E3HZ 4309-K	111183
T	C7TZ 4309-J	A 35586 6	E	D6HZ 4309-Y	99531	E	E3HZ 4309-L	111184
T	C7TZ 4309-K	A 35588 6	E	D6HZ 4309-Z	99532	E	E3HZ 4309-M	111185

**1980/
FORD TRUCK PARTS**

CROSS REFERENCE LIST 261

FORD TO MANUFACTURERS' PART NUMBERS

C O D E	FORD PART NUMBER	VENDOR PART NUMBER	C O D E	FORD PART NUMBER	VENDOR PART NUMBER	C O D E	FORD PART NUMBER	VENDOR PART NUMBER
E	E3HZ 4309-N	111187	E	C1TT 4310-B	53696	T	C5TZ 4310-K	A7 3201-G-2841
E	E3HZ 4309-P	111188	E	C1TT 4310-C	53386	T	C5TZ 4310-L	A25 3201-G-2841
E	E3HZ 4309-R	111189	T	C1TT 4310-D	A14 3201-D-1746	T		C2 3201-R-4100
E	E3HZ 4309-S	111190	T	C1TT 4310-E	A8 3201-J-2038	E	C6TZ 4310-A	64841
E	E3HZ 4309-T	111191	T	C1TT 4310-F	A17 3201-D-1746	E		67823
E	E3HZ 4309-V	111192	E	C1TT 4310-G	54299	T	C7TZ 4310-A	A4 3201-A-3407
E	E3HZ 4309-W	111193	E	C1TT 4310-H	54626	E	C8TZ 4310-A	77190
E	E3HZ 4309-X	111194	E	C1TT 4310-J	54631	E		77772
E	E3HZ 4309-Y	111195	E		54628	E	C8TZ 4310-B	64847
E	E3HZ 4309-Z	111196	E	C2TZ 4310-A	55413	E		78092
T	E4HZ 4309-A	A 39170 1S	T	C2TZ 4310-B	A20 3201-D-1746 X	E	C8TZ 4310-C	64846
T	E4HZ 4309-B	A 38836 1S	T	C2TZ 4310-C	A11 3201-J-2038 X	E		78039
T	E4HZ 4309-C	A 38814 1S	E	C2TZ 4310-D	56107	T	C8TZ 4310-D	A4 3201-Q-3631
T	E4HZ 4309-D	A 38808 1S	E	C2TZ 4310-E	56108	E	C8TZ 4310-E	64843
T	E4HZ 4309-E	A 38812 1S	E	C2TZ 4310-G	56721	E		77939
T	E4HZ 4309-F	A 38798 1S	E	C2TZ 4310-H	56710	E	DOHZ 4310-A	79418
T	E4HZ 4309-G	A 39016 1S	T	C3TZ 4310-A	A29 3201-J-1882	E		79409
T	E4HZ 4309-H	A 35914 4S	T	C3TZ 4310-AA	E30 3274-K-401 S	E	DOHZ 4310-B	79420
T	E4HZ 4309-J	A 38824 1S	T	C3TZ 4310-AB	C1 3274-H-502 S	E		79413
T	E4HZ 4309-K	A 38830 1S	T	C3TZ 4310-AC	A10 3201-E-2475	E	DOHZ 4310-C	68477
T	E4HZ 4309-L	A 38834 1S	T	C3TZ 4310-AD	A19 3201-F-2476	T	DOHZ 4310-D	C22 3201-T-3790
T	E6HZ 4309-A	A 37278 2	E	C3TZ 4310-AE	61870	T	DOHZ 4310-E	C8 3201-R-4100
E	E6HZ 4309-B	113528	E		61813	E	D2HZ 4310-A	86402
T	E8HZ 4309-A	A 40294 1	E	C3TZ 4310-AF	61874	T	D2HZ 4310-B	C44 3201-R-4100
T	E9HZ 4309-A	A 39816 1	E	C3TZ 4310-AG	61878	T	D2HZ 4310-C	C50 3201-T-3790
T	E9HZ 4309-B	A 40288 1	E		61817	E	D2HZ 4310-D	86401
T	E9HZ 4309-C	A 39820 1	E	C3TZ 4310-AH	58312	E	D2HZ 4310-E	84973
T	E9HZ 4309-D	A 40290 1	E	C3TZ 4310-AJ	58172	E	D2HZ 4310-F	85191
T	E9HZ 4309-E	A 39822 1	E		58168	E		84670
T	E9HZ 4309-F	A 40292 1	T	C3TZ 4310-B	A2 3201-J-2402 X	E	D3HZ 4310-A	88655
T	E9HZ 4309-G	A 39828 1	T	C3TZ 4310-C	A10 3201-F-2476	E	D3HZ 4310-B	88661
T	E9HZ 4309-H	A 39830 1	E	C3TZ 4310-D	58661	E	D3HZ 4310-C	88653
T	E9HZ 4309-J	A 40300 1	E	C3TZ 4310-E	58665	E	D3HZ 4310-D	77939
T	E9HZ 4309-K	A 39832 1	E	C3TZ 4310-F	58669	E	D3HZ 4310-E	88667
T	E9HZ 4309-L	A 40302 1	T	C3TZ 4310-G	A4 3201-E-2475	T	D3HZ 4310-G	C39 3201-S-5531
T	E9HZ 4309-M	A 39834 1	T	C3TZ 4310-H	A7 3201-E-2475	T		C2 3201-S-5531
T	E9HZ 4309-N	A 39658 1	T	C3TZ 4310-J	A7 3201-F-2476	T	D3HZ 4310-H	C5 3201-S-5531
T	E9HZ 4309-P	A 39660 1	T	C3TZ 4310-K	A4 3201-F-2476	T		C40 3201-S-5531
T	E9HZ 4309-R	A 39662 1	T	C3TZ 4310-L	A18 3201-Z-1872	E	D3HZ 4310-J	109130
T	E9HZ 4309-S	A 39876 1	T	C3TZ 4310-P	A12 3200-G-2035	E	D3HZ 4310-K	120221
T	E9HZ 4309-T	A 39878 1	T	C3TZ 4310-S	A6 3201-F-2346	T	D4HZ 4310-A	C41 3201-S-5531
T	E9HZ 4309-V	A 39880 1	E	C5TZ 4310-A	64929	T		C10 3201-S-5531
T	E9HZ 4309-W	A 39882 1	E		64829	T	D5HZ 4310-A	MPS 2140
T	E9HZ 4309-X	A 39664 1	E	C5TZ 4310-B	64866	T	D5HZ 4310-B	MPS 2141
T	E9HZ 4309-Y	A 39666 1	E		64831	T	D5HZ 4310-C	MPS 2142
T	E9HZ 4309-Z	A 39672 1	E	C5TZ 4310-C	64872	T	D5HZ 4310-D	MPS 2143
E	TVAA 4309-C	38613	E		64835	E	D5HZ 4310-E	93764
E	TVAA 4309-D	38614	E	C5TZ 4310-D	64254	E	D5HZ 4310-F	93766
E	C8TZ 4A309-A	75130	E		64252	E	D5HZ 4310-G	93768
E	B4Q 4310-A	40204	E	C5TZ 4310-E	64862	E	D5HZ 4310-H	93770
E	B6QH 4310-A	42504	E		64834	E	D5HZ 4310-J	93771
E	B6QH 4310-B	43172	T	C5TZ 4310-F	C10 3201-T-3790	E	D5HZ 4310-K	93773
E	B7QH 4310-A	43490	T		A7 3201-M-2847	T	D5HZ 4310-L	C 3121-J-62
E	B8QH 4310-B	53390	T	C5TZ 4310-G	A4 3201-M-2847	T	D5HZ 4310-M	C1 3121-J-62
E		50479	T		C2 3201-T-3790	T	D5HZ 4310-N	C2 3121-J-62
E	C0TT 4310-A	52314	T	C5TZ 4310-H	A10 3201-G-2841	E	D5HZ 4310-P	96152
E	C0TT 4310-B	52312	T	C5TZ 4310-J	A4 3201-G-2841	E	D5HZ 4310-R	96158
T	C1TT 4310-A	A47 3274-K-401	T		C5 3201-R-4100	T	D5HZ 4310-S	C1 3121-B-106

July, 1989

COPYRIGHT © 1989 — FORD MOTOR COMPANY — DEARBORN, MICHIGAN

New Issue

**1980/
FORD TRUCK PARTS**

FORD TO MANUFACTURERS' PART NUMBERS

C O D E	FORD PART NUMBER	VENDOR PART NUMBER	C O D E	FORD PART NUMBER	VENDOR PART NUMBER	C O D E	FORD PART NUMBER	VENDOR PART NUMBER
T	D5HZ 4310-T	C2 3121-B-106	T	E3HZ 4310-H	C 3121-W-855	T		1227-J-712
T	D7HZ 4310-A	C 3121-B-106	T	E3HZ 4310-J	C1 3121-G-683 S	E	C4TZ 4320-A	28738
E	D7HZ 4310-AA	120234	T	E3HZ 4310-K	C 3121-V-724	T	C8TZ 4320-A	1227-L-714
E	D7HZ 4310-AB	120338	T	E3HZ 4310-L	C5 3121-V-724	T	C8TZ 4320-B	1227-P-770
E	D7HZ 4310-B	100468	T	E3HZ 4310-M	C 3121-U-853	E	D2HZ 4320-A	85402
E	D7HZ 4310-C	100470	T	E3HZ 4310-N	C2 3121-Y-571	E	D2HZ 4320-B	95207
E	D7HZ 4310-D	100472	T	E3HZ 4310-P	C 3121-Y-857	T	D3HZ 4320-A	1227-D-940
E	D7HZ 4310-E	100474	E	E3HZ 4310-R	120424	T	D3HZ 4320-B	1227-C-939
E	D7HZ 4310-F	100476	E	E3HZ 4310-S	120241	T	D3HZ 4320-C	1227-A-937
E	D7HZ 4310-G	100478	E	E4HZ 4310-A	119338	T	D3HZ 4320-D	088273 9
E	D7HZ 4310-H	100480	E	E4HZ 4310-B	119322	T		1227-Z-936
T	D7HZ 4310-J	C3 3121-B-106 S	E	E4HZ 4310-C	119346	T	D4HZ 4320-A	1227-O-940
T	D7HZ 4310-K	C1 3121-X-154 S	T	E4HZ 4310-D	C 3121-Z-988 S	E	D5HZ 4320-A	95205
T	D7HZ 4310-L	C4 3121-X-154 S	T	E4HZ 4310-E	C1 3121-U-853 S	E	D6HZ 4320-A	95206
T	D7HZ 4310-M	C 3121-X-154 S	T	E4HZ 4310-F	C 3121-U-983 S	E	D6HZ 4320-B	95204
T	D7HZ 4310-N	C3 3121-J-192 S	T	E4HZ 4310-G	C 3121-S-981 S	E	D6HZ 4320-C	95262
T	D7HZ 4310-P	C8 3121-A-157 S	T	E4HZ 4310-H	C 3121-T-982 S	E	D6TZ 4320-A	95203
T	D7HZ 4310-R	C 3121-M-325 S	E	E4HZ 4310-J	120475	T	D7HZ 4320-A	1227-K-1051 S
T	D7HZ 4310-S	C1 3121-M-585 R	E	E4HZ 4310-K	120243	T	D7HZ 4320-B	1227-J-946 S
T	D7HZ 4310-T	C4 3121-M-585 R	E	E4HZ 4310-L	120245	T	D8HZ 4320-A	1227-N-898 S
T	D7HZ 4310-V	C 3121-M-585 R	E	E4HZ 4310-M	120355	T	D8HZ 4320-B	1227-Q-901 S
E	D7HZ 4310-W	120224	E	E4HZ 4310-N	120357	T	D8HZ 4320-C	1227-R-902 S
E	D7HZ 4310-X	120348	E	E4HZ 4310-P	120359	E	D8HZ 4320-D	95209
E	D7HZ 4310-Y	120350	E	E4HZ 4310-R	120352	S	EOHZ 4320-A	MJAHN103
E	D7HZ 4310-Z	120231	T	E8HZ 4310-A	C 3121-G-1307 S	E	E2HZ 4320-A	118806
E	D8HZ 4310-A	100538	T	E8HZ 4310-B	C8 3121-G-1307 S	T	E6HZ 4320-A	088050 7
E	D8HZ 4310-B	100544	T	E9HZ 4310-A	C1 3121-Q-1603 S	T	E7HZ 4320-A	40X 1025 S
E	D8HZ 4310-C	100550	T	E9HZ 4310-B	C 3121-Q-1603 S	T	E7HZ 4320-B	40X 1094 S
E	D8HZ 4310-D	100454	T	E9HZ 4310-C	C9 3121-G-1307 S	T	E7HZ 4320-C	40X 1026 S
T	D8HZ 4310-E	C1 3121-M-351 S	T	E9HZ 4310-D	C10 3121-G-1307 S	T	E7HZ 4320-D	40X 1027 S
T	D8HZ 4310-F	C 3121-M-351 S	T	E9HZ 4310-E	C12 3121-G-1307 S	T	E7HZ 4320-E	40X 1095 S
T	D8HZ 4310-G	C12 3121-T-202 S	T	E9HZ 4310-F	C6 3121-G-1307 S	T	E8HZ 4320-A	40X 1145 S
T	D8HZ 4310-H	C 3121-D-342 S	T	E9HZ 4310-G	C11 3121-G-1307 S	S	E8TZ 4320-A	37082
T	D8HZ 4310-J	C 3121-L-350 S	T	E9HZ 4310-H	C4 3121-S-1397 S	E	C8TZ 4A320-A	78812
T	D8HZ 4310-K	C1 3121-C-575 R	T	E9HZ 4310-J	C2 3121-S-1397 S	E	E2HZ 4N320-A	118807
T	D8HZ 4310-L	C 3121-C-575 R	T	E9HZ 4310-K	C3 3121-S-1397 S	T	C1TT 4321-A	10X 545
T	D8HZ 4310-M	C 3121-A-573 R	E	TWAA 4310-B	38553	T	C1TT 4321-B	10X 546
T	D8HZ 4310-N	C 3121-P-562 R	E	TWAE 4310-B	39759	T	C3TZ 4321-A	S 21446 D1
E	D8HZ 4310-P	120468	E	TWAN 4310-A	41073	T	C3TZ 4321-E	1199-N-2094
T	E0HZ 4310-A	C3 3121-L-350 S	S	C8HZ 4A310-A	230323	T	C3TZ 4321-F	1199-P-2096
E	E0HZ 4310-B	103539	S	C8HZ 4A310-B	98743	T	C3TZ 4321-G	4X 1440
T	E0HZ 4310-C	C2 3121-P-562 R	S	C8HZ 4A310-C	98741	T	C3TZ 4321-H	15X 583
E	E1HZ 4310-A	107353	S	D8HZ 4A310-A	231009	T	C5TZ 4321-A	15X 798
T	E2HZ 4310-A	C1 3121-C-575	E	TWAA 4315-B	38443	T	C5TZ 4321-B	10X 544
T	E2HZ 4310-B	C 3121-C-575	T	E1HZ 4318-B	1229-Q-2851	E	C8TZ 4321-A	67811
T	E2HZ 4310-C	C 3121-A-573	E	C8TZ 4A318-A	78953	T	C8TZ 4321-B	15X 1132
T	E2HZ 4310-D	C 3121-P-562 S	E		78811	T		10X 544
T	E2HZ 4310-E	C2 3121-P-562 S	T	D8HZ 4A318-A	A 1199-Z-3328 S	S	EOHZ 4321-A	26310 R1
T	E2HZ 4310-F	C1 3121-M-585 S	E	D8HZ 4A318-B	81478	S		MJAHM111 1
T	E2HZ 4310-G	C4 3121-M-585 S	T	E8HZ 4A318-A	A 2297-D-5334 S	E	C8TZ 4A321-A	78815
T	E2HZ 4310-H	C 3121-M-585 S	E	B8QH 4319-A	46583	E	A8TZ 4322-A	60599
E	E3HZ 4310-A	113803	E	D8HZ 4319-A	78922	E	B7TZ 4322-A	60597
E	E3HZ 4310-B	107355	E	C8TZ 4A319-A	78806	E	B8TZ 4322-A	63028
E	E3HZ 4310-C	110271	T	C1TT 4320-A	14X 57	T	C1TT 4322-A	N 210 1
E	E3HZ 4310-D	110272	T	C1TT 4320-B	1227-T-436	T	C3TZ 4322-A	1227-N-586
E	E3HZ 4310-E	110276	T	C3TA 4320-B	1827-K-11	T		1227-M-949
E	E3HZ 4310-F	110274	T	C3TZ 4320-A	1227-T-306	T	C3TZ 4322-B	1227-M-455
T	E3HZ 4310-G	C3 3121-Y-571	T	C3TZ 4320-B	1727-J-712	T	C3TZ 4322-C	N 28 1

**1980/
FORD TRUCK PARTS**

FORD TO MANUFACTURERS' PART NUMBERS

C O D E	FORD PART NUMBER	VENDOR PART NUMBER	C O D E	FORD PART NUMBER	VENDOR PART NUMBER	C O D E	FORD PART NUMBER	VENDOR PART NUMBER
T	C3TZ	4322-D	T	D8HZ	4323-H	T	D8HZ	4332-B
T		NL 28 1	T	D8HZ	4323-J	T		S 1813 1
E	C5TZ	4322-A	T	D9HZ	4323-A	S	E2HZ	4332-A
T	D7HZ	4322-A	S	E0HZ	4323-A	E	E3HZ	4N332-A
T	D7HZ	4322-B	S			E	E4HZ	4N332-A
T	D8HZ	4322-A	S	E0HZ	4323-B	E	E4HZ	4N332-B
T	D8HZ	4322-B	E	E0HZ	4323-C	E	C1TT	4334-A
T	D8HZ	4322-C	E	E0HZ	4323-D	BW	C1TT	4336-A
T	E1HZ	4322-A	E	E0HZ	4323-E	E		32829
T	E2HZ	4322-A	E	E0HZ	4323-F	T	C1TT	4336-B
S	E6HZ	4322-A	S	E0HZ	4323-G	T	C3TZ	4336-A
T	E7HZ	4322-A	E	E1HZ	4323-A	S	E0HZ	4336-A
E	C8TZ	4A322-A	S	E1HZ	4323-B	E	B8QH	4337-A
E	D8HZ	4A322-A	T	E2HZ	4323-A	E	B4TZ	4341-A
T	D8HZ	4A322-B	T	E6HZ	4323-A	E	B6QH	4341-A
T	D8HZ	4A322-C	T	E6HZ	4323-B	E		37647
T	D8HZ	4A322-D	T	E6HZ	4323-C	E	B8QH	4341-A
T	D8HZ	4A322-E	T	E6HZ	4323-D	E	C1TT	4341-A
T	D8HZ	4B322-A	T	E7HZ	4323-A	E	C1TT	4341-B
E	B7TZ	4323-A	T	E7HZ	4323-B	T	C1TT	4341-C
T	C0TZ	4323-A	T	E7HZ	4323-C	T	C1TZ	4341-A
T	C1TT	4323-A	T	E7HZ	4323-D	T	C3TZ	4341-F
E	C1TT	4323-B	T	E7HZ	4323-E	T	C3TZ	4341-H
E	C1TT	4323-C	T	E8HZ	4323-A	T	C7TZ	4341-A
E	C1TT	4323-D	T	E9HZ	4323-A	E	C8TZ	4341-A
E	C1TT	4323-E	T	C1TT	4324-A	E		65423
E	C1TT	4323-F	T	C1TT	4326-A	E	C8TZ	4341-B
T	C1TZ	4323-A	T	C1TT	4326-B	E		65419
T	C3TZ	4323-A	T	C1TT	4326-B	E		65416
T	C3TZ	4323-B	T	C1TT	4326-C	E	C8TZ	4341-C
T	C3TZ	4323-C	T	C3TZ	4326-A	E		67853
T	C3TZ	4323-C	T	C3TZ	4326-E	E	D3HZ	4341-A
T	C3TZ	4323-D	T	D7HZ	4326-A	E	D3HZ	4341-B
T	C3TZ	4323-E	T	D7HZ	4326-B	T	D7HZ	4341-A
T	C3TZ	4323-F	T	D7HZ	4326-B	T	D7HZ	4341-B
T	C3TZ	4323-F	T	D7HZ	4326-C	T	D7HZ	4341-B
T	C3TZ	4323-G	T	D7HZ	4326-C	T	D7HZ	4341-C
E	C5TZ	4323-A	T	D7HZ	4326-D	T	D7HZ	4341-C
T	C6TZ	4323-A	S	E0HZ	4326-A	E	D8HZ	4341-A
T	C6TZ	4323-B	S			E	D8HZ	4341-B
T	C6TZ	4323-C	T	E2HZ	4326-A	T	D8HZ	4341-B
T	C8TZ	4323-A	T	E6HZ	4326-A	T	D8HZ	4341-C
T	C8TZ	4323-B	T	E6HZ	4326-B	T	D8HZ	4341-D
T	C8TZ	4323-B	T	E6HZ	4326-B	E	D8HZ	4341-E
T	C8TZ	4323-D	T	E6HZ	4326-C	E	D8HZ	4341-E
T	D3HZ	4323-A	T	E6HZ	4326-C	E	D8HZ	4341-F
E	D3HZ	4323-B	E	E6HZ	4326-D	E	E0HZ	4341-F
E	D3HZ	4323-D	E	B6QH	4328-A	E	E0HZ	4341-A
E	D3HZ	4323-E	E	TWAA	4328-B	T	E1HZ	4341-A
T	D7HZ	4323-A	T	C1TT	4329-A	T	E1HZ	4341-B
B	D7HZ	4323-B	T	C3TZ	4329-A	E	E2HZ	4341-A
T	D7HZ	4323-C	T	C3TZ	4329-A	E	E3HZ	4341-A
T	D7HZ	4323-D	E	C4TZ	4329-A	T	E4HZ	4341-A
T	D8HZ	4323-A	T	C6TZ	4329-A	T	E8HZ	4341-A
T	D8HZ	4323-B	S	E0HZ	4329-A	T	E8HZ	4341-B
T	D8HZ	4323-C	S	E8TZ	4329-A	T	E9HZ	4341-A
T	D8HZ	4323-D	S			T	E9HZ	4341-B
T	D8HZ	4323-D	E	C8TZ	4A329-A	T	E9HZ	4341-C
T	D8HZ	4323-E	T	C3TZ	4330-A	T	E9HZ	4341-D
T	D8HZ	4323-F	T	C1TT	4332-A	T	E9HZ	4341-D
T	D8HZ	4323-G	T	C3TZ	4332-A	E	E9HZ	4341-E
			T	C3TZ	4332-B	E	TVAA	4341-B
			T	C3TZ	4332-B	E		38609
			T	C3TZ	4332-F	E		38607
			T	D8HZ	4332-A	E	TWAA	4341-A
			T			E		38475
			T			E		38299

1980/
FORD TRUCK PARTS

FORD TO MANUFACTURERS' PART NUMBERS

C O D E	FORD PART NUMBER	VENDOR PART NUMBER	C O D E	FORD PART NUMBER	VENDOR PART NUMBER	C O D E	FORD PART NUMBER	VENDOR PART NUMBER
E	D8HZ 4N341-A	120848	T		72NYS 31 70A	T	E2HZ 4351-E	A 3280-C-6737 S
S	C1TT 4342-B	315-63	E	B8QH 4351-C	34017	S	E3HZ 4351-A	X 44-4571 X
S	C1TT 4342-C	315-41	T	C1TT 4351-A	A1 3280-H-2166	S	E3HZ 4351-B	54-6381 X
S	C6TZ 4342-A	515-43	T	C1TT 4351-B	A 3280-J-2168	S	E3HZ 4351-C	54-5411 X
S	C6TZ 4342-B	615-73	T	C3TZ 4351-A	A1 3280-U-1815	S	E3HZ 4351-E	X 54-6431 X
S	C6TZ 4342-C	515-23	T	C3TZ 4351-F	A2 3280-U-1815	S	E3HZ 4351-F	6.34-541 X
S	C7TZ 4342-A	815-33	T		82NYS 36 30A	S	E6HZ 4351-A	6 4-6041 X
S	C7TZ 4342-B	515-11	T	C3TZ 4351-G	A 3280-D-2214	S	E7HZ 4351-A	X5 4-5491 1X
S	D1HZ 4342-A	615-93	T	C3TZ 4351-H	A 3280-E-2215	S	E7HZ 4351-B	6 4-4751 1X
S	D1HZ 4342-B	615-43	S	C6TZ 4351-A	64-4731 X	S	E7HZ 4351-C	X5 4-6381 1X
T	D3HZ 4342-A	WA 540 10	E		52055	S	E7HZ 4351-D	6 4-6041 1X
T	D3HZ 4342-B	WANR 28 7	T	C6TZ 4351-B	A1 3897-L-1000	S	E7HZ 4351-E	X5 4-5411 1X
S	D3TZ 4342-A	315-31	T	C7TZ 4351-A	A 3280-Y-2781	S	E7HZ 4351-F	6 4-5461 1X
S	D4HZ 4342-A	315-51	E	C7TZ 4351-B	71998	S	E7HZ 4351-G	X5 4-6431 1X
T	D4HZ 4342-B	WAR 26 2	T	C7TZ 4351-C	A 3280-E-2059	S	E7HZ 4351-H	6 4-6411 1X
S	D9HZ 4342-A	415-13	E	D0HZ 4351-A	32946	S	E8HZ 4351-A	6.3 4-541 1X
S	D9HZ 4342-B	415-31	E	D1HZ 4351-A	84959	S	E8HZ 4351-B	6.3 4-211 1X
S	C1TT 4343-B	316-103	S	D1HZ 4351-B	61/24-2341 X	S	E8HZ 4351-C	6.5 4-3381 1X
S	C1TT 4343-C	316-41	T		18NYS 32	S	E8HZ 4351-D	6.5 4-2711 1X
S	C6TZ 4343-A	515-53	S	D1HZ 4351-C	61/24-2351 X	T	E8HZ 4351-E	A1 3260-F-1228
S	C6TZ 4343-B	616-93	T		18NYS 31 1	S	E8HZ 4351-G	6.5 4-3851 1X
S	C6TZ 4343-C	516-23	E	D2HZ 4351-B	85420	T	E9HZ 4351-A	A1 3260-K-1233
S	C7TZ 4343-A	816-33	E	D3HZ 4351-A	86427	T	E9HZ 4351-B	A 3260-S-1267
S	C7TZ 4343-B	516-11	S		61/24-2441	T	E9HZ 4351-C	A 3260-N-1262
S	D1HZ 4343-A	616-123	T	D7HZ 4351-A	A 3280-W-6731 S	E	TVAA 4351-A	38602
S	D1HZ 4343-B	616-63	S	D8HZ 4351-A	84-581 X	E	TWAA 4351-A	35561
T	D3HZ 4343-A	WAFR 32 4	S	D8HZ 4351-C	64-4751 X	E	TWAA 4358-B	39536
T	D3HZ 4343-B	SECR 27 4	S	D8HZ 4351-D	84-551 X	E	TWAA 4359-A	38446
S	D3TZ 4343-A	316-31	T	D8HZ 4351-E	A 3280-Z-6734 S	B	C1DZ 4360-A	HM 89446
S	D4HZ 4343-B	316-51	S		61/24-2711 X	E	TWAA 4360-A	30994
T	D4HZ 4343-C	WAFR 26 1	S	D8HZ 4351-F	64-5461 X	S	C6TZ 4374-A	34021 1
S	D9HZ 4343-A	416-143	S	D8HZ 4351-J	61/24-2361 X	S	C6TZ 4374-B	34021 2
S	D9HZ 4343-B	416-31	T		18NYS 39	S	C6TZ 4374-C	34021 3
E	C1TT 4344-A	32826	S	D8HZ 4351-K	64-5061 X	S	C6TZ 4374-D	34021 4
E	C1TT 4345-A	32825	S	D8HZ 4351-L	64-5101 X	S	C6TZ 4374-E	34021 5
T	C1TT 4345-B	1229-R-798	S	D8HZ 4351-M	61/24-2491 X	T	C3TZ 4382-A	3X 310
T	D7HZ 4345-A	1229-W-1245 S	S	D8HZ 4351-N	84-621 X	T	C1TT 4390-A	1229-M-1599
E	E2HZ 4345-A	111406	S	D8HZ 4351-P	61/24-2451 X	T	C1TT 4391-A	13X 41
E	E3HZ 4N345-A	39731	S	D8HZ 4351-R	84-601 X	T	C3TZ 4391-A	1227-D-472
E	C1TT 4346-A	10904	S	D9HZ 4351-A	44-4071 X	T	E7HZ 4391-A	40X 1093 S
E	C1TZ 4346-A	47500	T		155NYS 31 4	T	E8HZ 4391-A	40X 1015 S
S	C6TZ 4346-A	34136	S	D9HZ 4351-B	44-4041 X	B	C1TT 4392-A	118 S
S	C6TZ 4346-B	34279	T		155NYS 32 2	B		118
S	C6TZ 4346-C	34822	S	E1HZ 4351-A	6.34-181 X	T		1228-Z-260
S	C7TZ 4346-A	33831	S	E1HZ 4351-B	6.34-241 X	T	C1TT 4393-A	26X 129
E	D8HZ 4346-A	79558	S	E1HZ 4351-C	64-6411 X	T	D4TZ 4393-A	26X 217
E	E1HZ 4346-A	21385	T		A 3260-Q-121	E	D8HZ 4393-A	90033
S	E4TZ 4346-A	36286	S	E1HZ 4351-D	6.54-3381 X	E	D3HZ 4A393-A	86915
T	C1TT 4347-C	10X 700	T		A 3260-L-116	T	C1TT 4394-A	1225-D-446
T	C3TZ 4347-A	10X 525	T	E1HZ 4351-E	A 3280-U-6729	T	C3TZ 4394-A	1825-F-136
T	C3TZ 4347-F	10X 528	S	E1HZ 4351-G	54-5491 X	E	C1TT 4396-A	50652
E	C4TZ 4347-C	36400	E	E2HZ 4351-A	111529	E		55318
E	C4TZ 4347-E	90078	S		6.34-331 X	E	C2TZ 4396-A	49982
T	C1TT 4350-A	31520	E	E2HZ 4351-B	111525	T	C1TT 4397-A	S 2912 1
B		31520	S		6.54-3281 X	T	C1TT 4397-B	S 2915 1
E	B6QH 4351-A	42526	T	E2HZ 4351-C	A 3260-K-115	T	C1TT 4397-C	S 2916 1
E	B8QH 4351-A	30982	S	E2HZ 4351-D	6.34-211 X	T	C3TZ 4397-A	S 2914 1
E		64430	T		A 3260-G-137	T	D7HZ 4397-A	S 2818 1

**1980/
FORD TRUCK PARTS**

FORD TO MANUFACTURERS' PART NUMBERS

C O D E	FORD PART NUMBER	VENDOR PART NUMBER	C O D E	FORD PART NUMBER	VENDOR PART NUMBER	C O D E	FORD PART NUMBER	VENDOR PART NUMBER	
T	D7HZ	4397-B	S	2822	1	E	D2HZ	4411-A	71284
T	D7HZ	4397-C	S	2924	1	E	D2HZ	4411-B	85434
T	D7HZ	4397-D	S	2926	1	T	D8HZ	4411-A	3278-J-244 S
T	D7HZ	4397-E	S	2918	1	T	D8HZ	4411-B	3278-Y-259 S
T	C1TT	4398-A	S	2920	1	T			3278-V-1088
E	D3HZ	4398-A		81379		T	E4HZ	4411-A	3278-H-372 S
E	E3HZ	4398-A		113324		T	E6HZ	4411-A	3278-A-1093 S
T	C1TT	4399-A	S	2910	D1	T	E8HZ	4411-A	3278-X-1090 S
T	C3TZ	4399-A	S	286	D	T	E9HZ	4411-A	3278-N-300 S
T	C3TZ	4399-B	S	268	1	E	TVAA	4411-A	33457
T	C3TZ	4399-C	S	2613	1	E	TWAA	4411-A	38452
T	C3TZ	4399-D	S	267	D	H	D5HA	4A412-AA	DA 45000 9
T	D2HZ	4399-A	S	266	D	E	TVAA	4413-A	37075
T	D4TZ	4399-A	S	267	1	E	TWAA	4413-A	36474
T	D7HZ	4399-A	S	2910	1	E	B8QH	4414-B	107322
T	D7HZ	4399-B	S	278	1	E			45459
T	E1HZ	4399-A	S	2610	1	E	C1TT	4414-A	46759
T	E5HZ	4399-A	S	15X	387 S	T	C1TT	4414-B	A 3226-A-131
T	E8HZ	4399-A		41X	1209 S	T	C3TZ	4414-A	A 3226-C-237
E	C1TT	4404-A		45541		T	C7TZ	4414-A	A 3226-T-176
T	C1TT	4404-B	A1	3235-R-564		E	C8TZ	4414-A	74973
E	C1TZ	4404-A		91850		E			107324
T	C3TZ	4404-A	A	3835-L-402		T	D7HZ	4414-A	A 3226-F-708
T	C3TZ	4404-B	A	3235-H-554		T	D8HZ	4414-A	A 3226-R-564 S
T	C3TZ	4404-C	A	3835-J-400		E	D8HZ	4414-B	78914
T	C3TZ	4404-D	A	3280-S-2489		E	E0HZ	4414-A	103534
T			A4	3280-P-4462		T	E1HZ	4414-A	A 3226-U-749
T	C3TZ	4404-F	A	3875-C-419		E	E2HZ	4414-A	110731
T	C3TZ	4404-G	A3	3235-R-564		E	E2HZ	4414-B	110733
T	C3TZ	4404-M	A1	3235-S-435		E	TVAA	4414-A	33428
T	C7TZ	4404-A	A	3235-C-601		E	TWAA	4414-A	32693
E	D2HZ	4404-A		94810		E			32963
T	D7HZ	4404-A	A11	3235-R-564		E	C1TT	4417-A	60746
T	D7HZ	4404-B	A3	3235-V-1374 S		E			35262
E	D8HZ	4404-A		94811		E	C1TT	4418-A	35264
T	D8HZ	4404-B	A2	3235-B-1172 S		T	D8HZ	4A420-A	3280-V-5040
T	D8HZ	4404-C	A	3235-B-1250 S		E	D8HZ	4A420-B	81474
T	D8HZ	4404-D	A1	3235-B-1172 S		E	E0HZ	4A420-A	102611
E	E0HZ	4404-A		106470		T	E8HZ	4A420-A	3280-V-8394 S
T	E0HZ	4404-B	A2	3235-T-1528 S		T	D8HZ	4A421-A	A 3280-J-5106
T	E2HZ	4404-A	A4	3235-B-1250		E	D8HZ	4A421-B	81475
T	E4HZ	4404-A	A1	3235-G-1801 S		T	D8HZ	4A421-C	3280-V-6964
T	E8HZ	4404-A	A1	3235-N-1912		T	D8HZ	4A421-D	MPS 2587
T	E9HZ	4404-A	A3	3235-F-1800 S		T	E8HZ	4A421-A	3280-Z-8398 S
T	E9HZ	4404-B	A	3235-W-2025 S		E	COTT	4422-A	50718
T	E9HZ	4404-C	A2	3235-S-1969 S		E	D2HZ	4422-A	85821
T	E4HZ	4R404-A	MPS	2997		B	C3TZ	4423-A	5212 W
E	B8QH	4405-A		45542		T			1228-T-254
E	TVAA	4405-A		33453		T	C3TZ	4423-M	5211 K
E	TWAA	4405-A		38449		B			5211 W
E	TVAA	4406-A		33454		B			5211
E	TWAA	4406-A		38448		T			1228-F-240
S	D5UZ	4A406-A		39696		E	C6TZ	4423-A	38593
S	E4UZ	4A406-A		41373		B			311 X3
E	B8QH	4411-B		45472		B			P 311 K
T	C1TT	4411-A		3278-M-91		B			6311 C32X
T				3278-G-137		B	D2HZ	4423-A	JH 307749
T	C3TZ	4411-A		3880-D-706		E			85426
E						E			
E						E	D3HZ	4423-A	85425
B						B	D3HZ	4423-A	JM 207049
E						E			83469
E						E	D8HZ	4423-A	98387
B						B			JM 511946
B						B	D8HZ	4423-B	JH 211749
B						B	E0HZ	4423-A	3313
E						B			6313
E						E			78930
B						B	E2HZ	4423-A	JH 3979
E						E			91136
B						B	C3TZ	4424-A	212
B						B			5212
T						T			1228-L-194
B						B	C3TZ	4424-M	210 CCR
B						B			210
B						B			210
T						T			1228-J-192
T	D8HZ	4424-A				T	D8HZ	4424-A	098353 5
B						B			JLM 714149
B	E8HZ	4424-A				B			JLM 710949 C
E	TVAA	4425-A				E			35152
B	TWAA	4425-A				B			MRY 1312 EM
E						E			38409
E	TVAA	4426-A				E			33492
E	TWAA	4426-A				E			83467
E	B8TZ	4427-A				E			81420
E						E			45482
E	D2HZ	4427-A				E			88391
E	D8HZ	4427-A				E			78913
E	TVAA	4427-A				E			33421
E	TWAA	4427-B				E			38441
E	B8QH	4428-B				E			45481
T	C1TT	4428-A				T			3280-T-2516
T	C3TZ	4428-A				T			3280-G-3075
T	C3TZ	4428-B				T			3280-Y-3977
T						T			3280-W-3949
T	C3TZ	4428-H				T			A 3875-N-378
T	D7HZ	4428-A				T			A2 3280-T-4570 S
T						T			A1 3280-T-4570 S
T	D7HZ	4428-B				T			A1 3280-P-4462 S
T	D7HZ	4428-C				T			A3 3280-T-4570 S
T	D8HZ	4428-A				T			A 3280-T-5402 S
T	D8HZ	4428-B				T			2297-E-2293 S
E	D8HZ	4428-C				E			81511
T	D8HZ	4428-D				T			A 3280-A-7463 S
T	D8HZ	4428-E				T			MPS 2401
E	E0HZ	4428-A				E			103536
E	E1HZ	4428-A				E			102627
E	E2HZ	4428-A				E			117311
T	E3HZ	4428-A				T			3266-P-822
T	E3HZ	4428-B				T			3266-L-896
T	E4HZ	4428-A				T			A 3280-U-8081 S
T	E4HZ	4428-B				T			3266-H-970 S
T	E4HZ	4428-C				T			3280-U-8081
T	E8HZ	4428-A				T			2297-Z-5278 S
E	TVAA	4428-A				E			34722
E	TWAA	4428-B				E			38439

**1980/
FORD TRUCK PARTS**

FORD TO MANUFACTURERS' PART NUMBERS

C O D E	FORD		VENDOR PART NUMBER	C O D E	FORD		VENDOR PART NUMBER	C O D E	FORD		VENDOR PART NUMBER
	PART NUMBER	PART NUMBER			PART NUMBER	PART NUMBER			PART NUMBER	PART NUMBER	
E	TVAA	4430-A	33456	T	E9HZ	4434-A	3892-T-4934 S	E	E2HZ	4442-A	110845
E	TWAA	4430-A	38451	T	E9HZ	4434-B	2234-T-1190 S	E	E2HZ	4442-B	113329
E	B8QH	4431-B	45484	E	TVAA	4434-A	33459	T	E8HZ	4442-A	3892-N-4902 S
E	D2HZ	4431-A	85422	E	TWAA	4434-A	38456	T	E9HZ	4442-A	3892-U-4909 S
E			85421	E	B6QH	4435-A	42277	E	TVAA	4442-A	33425
E	D3HZ	4431-A	86813	E	TWAA	4435-A	38463	E	TWAA	4442-A	38437
E	D4HZ	4431-A	86967	E	B8QH	4436-A	45498	E	TVAA	4443-A	33426
T	D8HZ	4431-A	A 3226-M-585	E	B8QH	4436-B	45499	E	TVAA	4444-A	37048
T	D8HZ	4431-B	A 3226-E-629 S	E	B8TZ	4436-B	70709	E	TWAA	4444-A	38436
E	D8HZ	4431-C	78859	T	C1TT	4436-A	2203-L-7448 S	E	B8QH	4445-A	45477
E	E1HZ	4431-A	102629	T			2203-E-1253	E	D8HZ	4445-A	79034
E	E2HZ	4431-A	110826	T	C1TT	4436-B	2203-Z-1404	E	B6QH	4446-A	42276
E	E2HZ	4431-B	111691	T	C1TT	4436-C	2203-K-7447 S	E	B8TZ	4446-B	45479
E	E3HZ	4431-A	110808	T			2203-T-462	E	B8TZ	4446-C	98694
T	E5HZ	4431-A	A 3226-N-898 S	T	C1TT	4436-D	2203-U-463	E	D0HZ	4446-A	98602
T	E8HZ	4431-A	A 3226-Q-1135 S	T			2203-J-7446 S	E	D2HZ	4446-A	88394
T	E8HZ	4431-B	A 3226-D-1122 S	T	C1TT	4436-E	2203-V-464	E	D2HZ	4446-B	88395
T	E8HZ	4431-C	A 3226-R-1162 S	T	D8HZ	4436-A	2203-A-6319 S	E	D2HZ	4446-C	88396
T	E9HZ	4431-A	A 3226-S-1137 S	T	D8HZ	4436-B	2203-B-6320 S	E	D2HZ	4446-D	71285
T	E9HZ	4431-B	A 3226-H-1126 S	T	D8HZ	4436-C	2203-C-6321 S	E	D2HZ	4446-E	88287
E	TVAA	4431-A	34719	T	D8HZ	4436-D	2203-F-2788 S	E	D2HZ	4446-F	103289
T	E8HZ	4K431-A	KIT 2411	T	D8HZ	4436-E	2203-G-2789 S	E	D3HZ	4446-B	98693
T	E8HZ	4N431-A	5X 1034 S	T	D8HZ	4436-F	2203-H-2790 S	E	D3TZ	4446-A	85906
T	E8HZ	4R431-A	KIT 2427	E	D8HZ	4436-G	78918	E	D3TZ	4446-B	88285
E	TVAA	4432-A	34995	E	D8HZ	4436-H	78919	T	D8HZ	4446-A	A 3280-T-5480 S
E	TWAA	4432-B	38415	E	D8HZ	4436-J	78920	T	D8HZ	4446-B	A1 3280-N-6748
E	B8QH	4433-A	45466	E	TVAA	4436-A	37683	T			A 3280-N-6748 S
T	C3TZ	4433-A	2234-G-319	E	TVAA	4436-B	33444	E	D8HZ	4446-C	98695
E	D2HZ	4433-A	85436	E	TVAA	4436-C	33445	T	D8HZ	4446-D	A1 3297-X-50
E	D3HZ	4433-A	85909	E	TWAA	4436-A	30906	T	D8HZ	4446-E	MPS 2400
E	D3HZ	4433-B	119896	E	TWAA	4436-B	30905	T	D8HZ	4446-F	3280-N-6748 S
E	D8HZ	4433-A	78911	E	TWAA	4436-C	30904	E	E1HZ	4446-A	106709
E	E2HZ	4433-A	110810	E	B8QH	4437-B	45475	E	E2HZ	4446-A	115122
E	TVAA	4433-A	33462	E	C0TT	4437-A	46765	E	E3HZ	4446-A	115126
E	TWAA	4433-A	38457	E			48921	T	E3HZ	4446-B	A 3297-F-110 S
E	B8QH	4434-A	45476	E	D2HZ	4437-A	85991	T	E6HZ	4446-A	A 3297-Z-1014
E	C1TT	4434-A	46766	E	D8HZ	4437-A	75063	T	E6HZ	4446-B	A1 3297-A-1015
T	C1TT	4434-B	2234-P-328	E	TVAA	4437-A	33460	T	E8HZ	4446-A	A 3297-N-1028
T	C1TT	4434-C	2234-M-325	E	TWAA	4437-A	38458	T	E8HZ	4446-B	A1 3297-C-1017
T	C3TZ	4434-A	2234-F-318	E	TVAA	4438-A	33463	T	E9HZ	4446-A	A 3297-X-1038 S
T	C3TZ	4434-B	2234-B-340	E	TWAA	4438-A	38459	T	E9HZ	4446-B	A1 3297-H-1022 S
E	D2HZ	4434-A	88392	E	TVAA	4439-A	34723	E	TVAA	4446-A	42382
E	D2HZ	4434-B	88393	E	TVAA	4440-A	37305	E			34714
E	D2HZ	4434-C	71283	E	TWAA	4440-A	38381	E	TWAA	4446-A	38447
E	D2HZ	4434-D	85432	T	C3TZ	4441-A	2297-D-1122	E	TVAA	4447-A	33458
T	D8HZ	4434-A	A 2234-W-777 S	T	C3TZ	4441-B	2847-N-586	E	TWAA	4447-A	38462
T	D8HZ	4434-B	2234-X-778 S	E	B8QH	4442-A	45464	E	TVAA	4448-A	33461
T	D8HZ	4434-C	3892-F-1826 S	E	B9TT	4442-A	46977	E	TWAA	4448-A	38460
T	D8HZ	4434-D	2234-M-793 S	E	C1TT	4442-A	46763	T	C3TZ	4449-A	2847-F-526
E	D8HZ	4434-E	78863	T	C1TT	4442-B	3892-E-1825	E	TVAA	4449-A	33464
T	D8HZ	4434-F	A1 2234-N-846	E	C8TZ	4442-A	74991	E	TWAA	4449-A	38461
E	E2HZ	4434-A	110844	T	D3HZ	4442-A	3892-C-4735 S	E	B8QH	4450-B	45486
E	E2HZ	4434-B	113331	T	D8HZ	4442-A	3892-S-3945 S	E	C1TT	4450-A	45859
T	E4HZ	4434-A	3892-F-4738 S	T	D8HZ	4442-B	3892-D-3956 S	T	C1TT	4450-B	A 2297-X-752
T	E4HZ	4434-B	2234-E-1019 S	T	D8HZ	4442-C	3892-D-1798 S	T	C1TT	4450-C	A 2297-E-811
T	E6HZ	4434-A	3892-M-4927 S	E	D8HZ	4442-D	78915	T	C3TZ	4450-A	2849-X-180
T	E8HZ	4434-A	3892-R-4932 S	T	D8HZ	4442-E	3892-A-4369 S	T	C3TZ	4450-B	A 2297-M-871
T	E8HZ	4434-B	2234-R-1188 S	T	EOHZ	4442-A	A 3892-S-4517 S	T	C3TZ	4450-M	2849-N-196

**1980/
FORD TRUCK PARTS**

CROSS REFERENCE LIST 267

FORD TO MANUFACTURERS' PART NUMBERS

C O D E	FORD PART NUMBER	VENDOR PART NUMBER	C O D E	FORD PART NUMBER	VENDOR PART NUMBER	C O D E	FORD PART NUMBER	VENDOR PART NUMBER
T	D8HZ 4450-A	A 3296-E-57	E	TVAA 4460-A	33490	E	TVAA 4469-A	33447
T	D8HZ 4450-B	A 2297-D-862 S	E	TWAA 4460-B	39354	E	TWAA 4469-A	30944
T	D8HZ 4450-C	KIT 2268	T	C3TZ 4461-A	2808-Z-858	B	B8QH 4470-A	214
E	E0HZ 4450-A	103529	E	D8HZ 4461-A	78927	E		45467
E	E1HZ 4450-A	102613	E	TVAA 4461-A	33491	E	C2TZ 4470-A	51233
T	E1HZ 4450-B	A1 2297-D-862 S	E	TWAA 4461-A	34763	E		51232
E	E3HZ 4450-A	51320	E	B4Q 4462-A	33446	B		34492 A
T	E3HZ 4450-B	KIT 2269	E		35033	B		34274
T	E4HZ 4450-A	A 3296-T-150 S	E	TWAA 4462-A	30943	E	E2HZ 4470-A	110813
T	E8HZ 4450-A	3296-F-188 S	CR	TVAA 4463-A	23652	T	E8HZ 4K470-A	3221-P-1004 S
T	E8HZ 4450-B	3296-B-184 S	E		34718	E	B8QH 4471-A	45469
T	E8HZ 4450-C	3296-V-178 S	E	TVAA 4464-A	34717	E	D2HZ 4471-A	85442
T	E8HZ 4450-D	A 3296-V-1088 S	E	B6QH 4465-A	37342	E	D2HZ 4471-B	98603
T	E8HZ 4450-E	3296-N-1080 S	E	B8QH 4465-A	10034	E	D3HZ 4471-A	86971
T	E9HZ 4450-A	A 3296-A-1093 S	T	B8QH 4465-B	72NYS 28 123	E	D3HZ 4471-B	98696
T	E9HZ 4450-B	A 3296-T-1086 S	E		45925	E	D8HZ 4471-A	86671
T	E9HZ 4450-C	3296-R-1084 S	S	C6TZ 4465-A	54-3901	E		104456
E	TVAA 4450-A	34728	E		73589	E	E0HZ 4471-A	98697
E	TWAA 4450-B	37878	S	C6TZ 4465-B	54-3861	E	E2HZ 4471-A	115123
E	D8HZ 4451-A	78934	T		A 3280-Q-4047	E	TVAA 4471-A	33474
E	TVAA 4453-A	33482	T		3280-Q-4047	E	TWAA 4471-A	38464
E	TWAA 4453-B	37882	T	C7TZ 4465-A	A 3280-S-4101	E	TVAA 4472-A	33476
E	B8QH 4454-A	45478	E	C7TZ 4465-B	73593	E	TVAA 4473-A	33477
E	C1TT 4454-A	48922	T	C7TZ 4465-C	A 3280-D-3228	E	TWAA 4473-A	38465
E	D2HZ 4454-A	85992	T	D1HZ 4465-A	A 3280-L-5108	E	TVAA 4474-A	33475
T	D8HZ 4454-A	1229-P-2356 S	T		3280-L-5108	E	TWAA 4474-A	38438
T	D8HZ 4454-B	1229-H-1594 S	S		6 4-4091	E	B8QH 4475-A	19873
E	D8HZ 4454-C	56360	T	D7HZ 4465-A	A1 3280-X-6758 S	E		46584
T	D8HZ 4454-D	1229-H-2764 S	S	D8HZ 4465-A	54-4891 X	B		MU 1209 CAHL
T	D8HZ 4454-E	1229-M-2769 S	S	D8HZ 4465-B	64-4911 X	B		MA 1209 EL
T		1229-X-2754	S	D8HZ 4465-C	54-5461	T	C1TT 4475-A	1229-R-200
T	E6HZ 4454-A	1229-M-4069	T		16NYS 32 13	T	C7TZ 4475-A	1228-R-200
T	E8HZ 4454-A	1229-P-4072 S	S	D8HZ 4465-D	64-5501	T	D1HZ 4475-A	A1 3226-Q-537
E	B8QH 4455-A	45480	S	D8HZ 4465-E	54-5501	T		MPS 1842
T	D8HZ 4455-A	3280-G-5519 S	S	D8HZ 4465-F	64-4591	E	E0HZ 4475-A	78936
T	D8HZ 4455-B	3280-G-2529 S	E		83800	E	B8QH 4476-A	46526
E	D8HZ 4455-C	78917	S	E1HZ 4465-A	54-6251	T	D8HZ 4476-A	5X 591 S
T	E1HZ 4455-A	3280-L-7604	T		3260-U-125	E	D8HZ 4476-B	78931
T	E8HZ 4455-A	3107-R-1006 S	S	E1HZ 4465-B	64-6321	E	D8HZ 4A476-A	81477
T	E8HZ 4455-B	3107-M-1001 S	T		3260-W-127	E	D8HZ 4B476-A	81476
T	E8HZ 4455-C	3107-Z-78 S	T	E1HZ 4465-C	3260-E-135	T	C1TT 4477-A	3226-P-172
T	E8HZ 4455-D	3107-K-1025 S	T	E1HZ 4465-D	3280-X-6758	T	C3TZ 4477-A	A 3866-Y-623
T	E8HZ 4455-E	3107-E-1071 S	S	E2HZ 4465-A	54-6351	T	C3TZ 4477-B	A 3866-X-596
T	E9HZ 4455-A	3107-S-1059 S	E		111239	T	C3TZ 4477-C	1229-L-1598
T	E9HZ 4455-B	3107-U-1061 S	S	E2HZ 4465-B	64-6451	T	C3TZ 4477-D	A 3866-V-620
E	TVAA 4455-A	34721	E		111238	T	C7TZ 4477-A	A 3226-U-177
E	TWAA 4455-A	38476	T	E8HZ 4465-A	3260-H-112	T	D4HZ 4477-A	A 3226-Q-537
T	D8HZ 4A455-A	MPS 2637	T	E9HZ 4465-A	3260-P-120	T		3226-Q-537
T	E8HZ 4A455-A	KIT 2435	E	TVAA 4465-B	39805	T	D7HZ 4477-A	A 3238-M-143 S
E	TVAA 4456-A	30977	E	TWAA 4465-A	25275	T	D8HZ 4477-A	A 3226-X-596 S
E	TVAA 4457-A	30973	E	TVAA 4466-A	37917	T	D8HZ 4477-B	A 3226-X-180 S
E	C1TT 4458-A	31038	E		34970	T	D8HZ 4477-C	A 3226-W-699 S
T	C1TT 4458-B	2258-G-397	E	TWAA 4466-B	37917	T	E8HZ 4477-A	A 3226-T-1112 S
T	C1TT 4458-C	2258-U-411	E	TVAA 4467-A	34973	E	TVAA 4477-A	33468
T	E8HZ 4458-A	2258-L-714 S	T	C3TZ 4468-A	3838-C-159	T	C1TT 4478-A	A 1805-D-212
E	TVAA 4458-A	35281	T	C3TZ 4468-B	3826-D-238	T	C3TZ 4478-A	A 1805-V-152
E	TVAA 4459-A	34989	T	C3TZ 4468-C	3838-H-190	T	C3TZ 4478-B	A 1205-K-713
E	TWAA 4459-B	37881	T	C3TZ 4468-M	3866-L-636	T		1205-K-713

July, 1989

COPYRIGHT © 1989 — FORD MOTOR COMPANY — DEARBORN, MICHIGAN

New Issue

**1980/
FORD TRUCK PARTS**

FORD TO MANUFACTURERS' PART NUMBERS								
C O D E	FORD PART NUMBER	VENDOR PART NUMBER	C O D E	FORD PART NUMBER	VENDOR PART NUMBER	C O D E	FORD PART NUMBER	VENDOR PART NUMBER
T	D3HZ 4478-A	A 1205-Q-1655	T	D8HZ 4507-A	2208-F-500 S	E	8Q 4536-A	31663
T	D7HZ 4478-A	A 1805-V-724 S	T	TCAA 4507	2208-R-330	E	8Q 4536-B	31664
T	D7HZ 4478-B	A 1805-A-261 S	S	C1TT 4523-A	695-29	E	8Q 4536-C	31665
T	D8HZ 4478-A	A 1205-V-1374 S	B	C1TT 4525-A	65390	E	8Q 4536-D	31666
T	E2HZ 4478-A	A 1205-K-1779	T		65390	E	B6QH 4536-A	35022
T	E4HZ 4478-A	A 1205-X-1896 S	T	C1TT 4525-B	5577	E	B6QH 4536-B	35023
T	E5HZ 4478-A	A 1205-A-1925 S	B		5577	E	B7Q 4536-A	43587
T	D8HZ 4A478-A	KIT 238	B		5557	E	B7Q 4536-B	43588
T	C1TT 4479-A	2208-C-445	T	C3TZ 4525-A	HH 506348	E		12531
E	TVAA 4479-A	33471	B		HH 506348	E	B7Q 4536-C	43589
E	B4Q 4484-A	40039	E	C0TT 4526-A	41075	E	B8QH 4536-A	16889
BW	C1TT 4484-C	275347	E	C0TT 4526-B	41076	E	B8QH 4536-AA	39533
BW	C3TZ 4484-A	276532	E	C0TT 4526-C	37978	T	B8QH 4536-AB	2803-D-784
BW	C6TZ 4484-A	229628	E	C0TT 4526-D	51718	T	B8QH 4536-AC	2803-P-16
BW	C6TZ 4484-B	281015	E	C0TT 4526-E	52577	E	B8QH 4536-B	16890
BW	C7TZ 4484-A	281389	E	C0TT 4526-F	52838	E	B8QH 4536-C	16891
BW	C7TZ 4484-B	280439	E	C0TT 4526-G	51719	T	B8QH 4536-E	2803-V-802
BW	D0HZ 4484-A	283043	E	C1TT 4526-A	53421	T	B8QH 4536-F	2803-C-705
BW	D0HZ 4484-B	283041	E	C1TT 4526-B	53422	T	B8QH 4536-G	2803-D-706
BW	D0HZ 4484-C	283042	E	C1TT 4526-C	52539	T	B8QH 4536-H	2803-Z-1300
BW	E3HZ 4484-A	102969	E	C1TT 4526-D	53695	T	B8QH 4536-J	2803-A-1301
E	TVAA 4484-A	39547	T	C1TT 4526-E	3299-P-1914	T	B8QH 4536-K	2803-B-1302
E		39174 S	T	C1TT 4526-F	3299-N-1938	T	B8QH 4536-L	2803-F-708
E	TVAA 4489-A	34971	T		3299-L-1650	T	B8QH 4536-M	2803-G-709
E	TWAA 4489-B	37880	T	C1TT 4526-G	3299-W-1921	T	B8QH 4536-N	2803-W-803
E	TWAA 4490-A	32844	T	C1TT 4526-H	3299-Y-1923	T	B8QH 4536-P	2803-B-782
E	TVAA 4491-A	40232	T	C2TZ 4526-A	4299-H-2140 X	T	B8QH 4536-R	2803-C-783
E	TVAA 4494-A	40233	T	C3TZ 4526-A	3299-J-1908	T	B8QH 4536-S	2803-S-1085
E	B4Q 4497-A	34978	T	C7TZ 4526-A	3299-R-3294	T	B8QH 4536-T	2803-V-126
T	C1TT 4497-A	A 3861-S-123	T	C7TZ 4526-B	3299-Y-1845	T	B8QH 4536-U	2803-N-14
T	C1TT 4497-B	A2 3261-Z-104	E	C8TZ 4526-A	75151	E	B8QH 4536-V	45461
T		A 3261-Z-104	E		SA 23739	E	B8QH 4536-W	45462
T		A 3261-S-175 S	E	C8TZ 4526-B	75168	E	B8QH 4536-X	45463
T		A 3261-C-289	E		23738	E	B8QH 4536-Y	39531
BW		275371	E	C8TZ 4526-C	11S 205	E	B8QH 4536-Z	39532
T	C3TA 4497-A	A2 3261-Z-104	E		67082	E		39352
BW	C3TZ 4497-B	280935	E	C8TZ 4526-D	68017	T	B9TT 4536-A	2203-U-2699
T		A 3261-H-86	E	D2HZ 4526-A	86201	T	B9TT 4536-B	2203-V-2700
T	C3TZ 4497-C	A 3261-M-91	E	D2HZ 4526-B	85604	T	B9TT 4536-C	2203-W-2701
T	D8HZ 4497-A	A 3261-V-308	E	D7HZ 4526-A	100408	T	B9TT 4536-D	2203-X-2702
T		A3 3261-P-146 S	E	D7HZ 4526-B	100411	T	C1TT 4536-D	2803-A-807
T	D8HZ 4497-B	A5 3261-Z-104	E	D7HZ 4526-C	100412	T	C1TT 4536-E	2803-B-808
T	E4HZ 4497-A	KIT 2266	T	C1TT 4527-A	65320	T	C1TT 4536-F	2803-C-809
T	E8HZ 4497-A	KIT 2405	B		65320	T	C1TT 4536-G	2803-P-822
T	E8HZ 4497-B	KIT 2406	T	C3TZ 4527-A	HH 506310	T	C1TT 4536-H	2803-Q-823
T	E8HZ 4497-C	A 3261-L-350 S	B		HH 506310	T	C1TT 4536-J	2803-R-824
T	E8HZ 4497-D	KIT 2412	T	C4TZ 4529-A	62 N7 3	T	C1TT 4536-K	2203-L-1260
E	B4Q 4498-A	34907	T	C4TZ 4529-B	72N 72	T	C1TT 4536-L	2203-C-471
E	B4Q 4499-A	34905	E	7EQH 4536-A	12534	T	C1TT 4536-M	2203-B-470
BW	D0HZ 4503-A	247168	E	7EQH 4536-B	12533	T	C1TT 4536-N	2203-A-469
T	01Y 4507	2208-V-230	E	7EQH 4536-C	12532	E	C1TT 4536-R	46760
T	7EQ 4507	2208-G-267	E	81T 4536-MA	75972	E	C1TT 4536-S	46761
T	8TH 4507	2208-Q-277	E		12096	E	C1TT 4536-T	46762
E	B6QH 4507-A	34998	E	81T 4536-MB	75970	T	C1TZ 4536-A	2803-A-2003
T	B6T 4507-A	2208-P-380	E		12097	T	C2TA 4536-D	2803-N-1444
T	C1TT 4507-A	2208-H-424	E	81T 4536-MC	12098	T	C3TZ 4536-A	1844-R-356
T	C1TT 4507-B	2208-E-421	E	81T 4536-MD	75968	T	C3TZ 4536-B	2803-L-1442
T	C3TZ 4507-C	2208-B-418	E		12099	T	C3TZ 4536-C	2803-N-1444

**1980/
FORD TRUCK PARTS**

FORD TO MANUFACTURERS' PART NUMBERS								
C O D E	FORD PART NUMBER	VENDOR PART NUMBER	C O D E	FORD PART NUMBER	VENDOR PART NUMBER	C O D E	FORD PART NUMBER	VENDOR PART NUMBER
T		2803-M-1443	E	01T 4537-MJ	10803	E	8Q 4537-N	31102
T	C3TZ 4536-D	2202-R-3008	E	01T 4537-MK	21913	E	8Q 4537-P	31103
T		2203-R-3008	E	01T 4537-ML	91641	E	8Q 4537-R	31104
T	C3TZ 4536-E	2203-S-3009	E		10804	E	8Q 4537-S	31105
E	C8TZ 4536-A	67920	E	01T 4537-MM	21914	E	8Q 4537-T	38000
E	C8TZ 4536-B	67922	E	01T 4537-MN	10805	E	8Q 4537-U	38001
E	D2HZ 4536-A	85427	E	01T 4537-MP	21915	E	8Q 4537-Y	38003
T	D7HZ 4536-A	2803-Z-2002 S	E	01T 4537-MQ	91665	T	8TH 4537-A	2203-P-1316
T	D8HZ 4536-A	2203-P-6386 S	E		10806	T	8TH 4537-B	2203-Q-1317
T	D8HZ 4536-B	2203-Q-6387 S	E	01T 4537-MR	21916	T	8TH 4537-BD	2203-J-1310
T	D8HZ 4536-C	2203-R-6388 S	E	01T 4537-MS	10807	T	8TH 4537-C	2203-R-1318
T	D8HZ 4536-D	2203-R-6518 S	E	01T 4537-MT	10808	T	8TH 4537-D	2203-S-1319
T	D8HZ 4536-E	2203-S-6519 S	E	01T 4537-MU	91675	T	8TH 4537-E	2203-T-1320
T	D8HZ 4536-F	2203-T-6520 S	E		10952	T	8TH 4537-F	2203-U-1321
T	D8HZ 4536-G	2203-Q-6803 S	E	01T 4537-MV	21917	T	8TH 4537-G	2203-V-1322
T	D8HZ 4536-H	2203-R-6804 S	E	01T 4537-MW	91677	T	8TH 4537-H	2203-W-1323
T	D8HZ 4536-J	2203-S-6805 S	E		10950	T	8TH 4537-J	2203-X-1324
E	D8HZ 4536-K	67921	T	7EQ 4537-AAA	2203-U-1061	T	8TH 4537-K	2203-Y-1325
E	D8HZ 4536-L	67923	T	7EQ 4537-BBB	2203-V-1062	T	8TH 4537-L	2203-Z-1326
E	D8HZ 4536-M	67924	T	7EQ 4537-CCC	2203-W-1063	T	8TH 4537-M	2203-S-1267
E	E0HZ 4536-A	107567	T	7EQ 4537-DDD	2203-X-1064	E	B6Q 4537-A	41568
E	E0HZ 4536-B	107568	T	7EQ 4537-EEE	2203-Y-1065	E		91500
E	E0HZ 4536-C	107569	T	7EQ 4537-TT	2203-N-1054	E	B6Q 4537-B	41570
E	E0HZ 4536-D	107570	T	7EQ 4537-UU	2203-P-1056	E		91502
E	E0HZ 4536-E	107571	T	7EQ 4537-VV	2203-Q-1057	E	B6Q 4537-C	41574
T	E2HZ 4536-A	2203-C-8115 S	T	7EQ 4537-WW	2203-R-1058	E		91506
T	E2HZ 4536-B	2203-D-8116 S	T	7EQ 4537-YY	2203-S-1059	E	B6Q 4537-D	41577
T	E2HZ 4536-C	2203-E-8117 S	T	7EQ 4537-ZZ	2203-T-1060	E		91509
E	E2HZ 4536-D	111776	E	7EQH 4537-A	12514	E	B6Q 4537-E	41580
T	E8HZ 4536-A	2203-K-9241 S	E		91552	E		91513
T	E8HZ 4536-B	2203-L-9242 S	E	7EQH 4537-B	12515	E	B6Q 4537-F	41583
T	E8HZ 4536-C	2203-M-9243 S	E	7EQH 4537-C	12522	E		91523
T	TAKAA 4536-E	2803-E-707	E		12516	E	B6Q 4537-G	41586
T	TCAA 4536-A	2203-N-1444	E		91558	E		91535
T	TCAA 4536-B	2203-P-1446	E	7EQH 4537-E	12517	E	B6Q 4537-H	41589
T	TCAA 4536-C	2203-Q-1447	E		91566	E		91541
E	TEAA 4536-A	31628	E	7EQH 4537-G	12520	E	B6Q 4537-J	41952
E	TEAA 4536-B	31629	E		12519	E		41592
E	TEAA 4536-C	31630	E		12518	E		91544
E	TEAA 4536-D	31631	E		91588	E	B6Q 4537-K	41595
E	TGAA 4536-A	14623	E	7EQH 4537-J	12521	E		91547
E	TUCG 4536-D	16892	E		91606	E	B6Q 4537-L	41598
E	TVAA 4536-A	35028	E	7EQH 4537-K	12523	E		91550
E	TVAA 4536-B	35029	E	7EQH 4537-L	12524	E	B8QH 4537-A	31368
E	TWAA 4536-A	31753	E		91614	E		91679
E	TWAA 4536-B	31754	E	7EQH 4537-N	33289	T	B8QH 4537-AA	2803-A-1171
E	TWAA 4536-C	31755	E	8Q 4537-A	31090	E	B8QH 4537-AB	44838
E	01T 4537-MA	91616	E	8Q 4537-B	31091	E	B8QH 4537-AC	44839
E		10951	E	8Q 4537-C	31092	E	B8QH 4537-AD	44842
E	01T 4537-MB	21909	E	8Q 4537-D	31093	E		91688
E	01T 4537-MC	10800	E	8Q 4537-E	31094	E	B8QH 4537-AE	44845
E	01T 4537-MD	21910	E	8Q 4537-F	31095	E	B8QH 4537-AF	44848
E	01T 4537-ME	91622	E	8Q 4537-G	31096	E		91708
E		10801	E	8Q 4537-H	31097	E	B8QH 4537-AG	44851
E	01T 4537-MF	21911	E	8Q 4537-J	31098	E	B8QH 4537-AH	44852
E	01T 4537-MG	91625	E	8Q 4537-K	31099	E	B8QH 4537-AJ	28683
E		10802	E	8Q 4537-L	31100	E	B8QH 4537-AK	28697
E	01T 4537-MH	21912	E	8Q 4537-M	31101	E	B8QH 4537-AL	28698

**1980/
FORD TRUCK PARTS**

FORD TO MANUFACTURERS' PART NUMBERS								
C O D E	FORD PART NUMBER	VENDOR PART NUMBER	C O D E	FORD PART NUMBER	VENDOR PART NUMBER	C O D E	FORD PART NUMBER	VENDOR PART NUMBER
E	B8QH 4537-B	31369	T	C1TT 4537-N	2203-R-1084	T	C5TZ 4537-D	2203-P-2018
E		91681	T	C1TT 4537-R	2203-S-1086	T	C5TZ 4537-E	2203-Q-2019
E	B8QH 4537-C	31370	T		2203-S-1085	T	C5TZ 4537-F	2203-R-2020
E		91683	T	C1TT 4537-S	2203-T-1086	T	C5TZ 4537-G	2203-S-2021
E	B8QH 4537-D	31371	T	C1TT 4537-T	2203-U-1087	T	C5TZ 4537-H	2203-T-2022
E		91685	T	C1TT 4537-U	2203-V-1088	T	C5TZ 4537-J	2203-U-2023
E	B8QH 4537-E	31372	T	C1TT 4537-V	2203-W-1089	T	C5TZ 4537-K	2203-V-2024
E		91687	T		2203-V-1089	T	C5TZ 4537-L	2203-W-2025
E	B8QH 4537-F	31373	E	C1TT 4537-Y	50106	T	C5TZ 4537-M	2203-X-2026
E		91689	T	C1TT 4537-Z	2203-Y-1091	T	C7TZ 4537-A	2203-M-2821
E	B8QH 4537-G	31374	T	C2TA 4537-T	2803-Y-1533	T	C7TZ 4537-B	2203-N-2822
E		91691	T	C3TA 4537-Y	2803-K-1441	T	C7TZ 4537-C	2203-P-2824
E	B8QH 4537-H	31375	T	C3TZ 4537-A	2203-M-1391	T	C7TZ 4537-D	2203-Q-2825
E		91694	T	C3TZ 4537-AA	2803-J-1440	T	C7TZ 4537-E	2203-R-2826
E	B8QH 4537-J	31376	T	C3TZ 4537-AB	2203-N-3316	E	C8TZ 4537-A	31641
E		91698	T	C3TZ 4537-AC	2203-P-3318	T	C8TZ 4537-AA	2203-T-5584
E	B8QH 4537-K	31377	T	C3TZ 4537-AD	2203-Q-3319	T	C8TZ 4537-AB	2203-U-5585
E		91702	T	C3TZ 4537-AE	2203-R-3320	T	C8TZ 4537-AC	2203-V-5586
E	B8QH 4537-L	31378	T	C3TZ 4537-AF	2203-S-3321	T	C8TZ 4537-AD	2203-W-5587
E		91706	T	C3TZ 4537-AG	2203-T-3222	T	C8TZ 4537-AE	2203-X-5588
E	B8QH 4537-M	31379	T	C3TZ 4537-AH	2203-U-3323	E	C8TZ 4537-AT	91700
E		91710	T	C3TZ 4537-AJ	2203-V-3324	E	C8TZ 4537-AV	91686
E	B8QH 4537-N	31380	T	C3TZ 4537-AK	2203-W-3325	E	C8TZ 4537-AW	91692
E		91714	T	C3TZ 4537-AL	2203-X-3326	E	C8TZ 4537-B	31642
E	B8QH 4537-P	31381	T	C3TZ 4537-AM	2203-Y-3327	E	C8TZ 4537-C	31643
E		91718	T	C3TZ 4537-AN	2203-Z-3328	E	C8TZ 4537-D	31644
E	B8QH 4537-R	31382	T	C3TZ 4537-AR	2203-A-3329	E	C8TZ 4537-E	31645
E		91720	T	C3TZ 4537-AS	2203-M-3315	E	C8TZ 4537-F	31646
E	B8QH 4537-S	31383	T	C3TZ 4537-B	2203-N-1392	E	C8TZ 4537-G	31650
E		91722	T	C3TZ 4537-BA	2203-F-1956	E	C8TZ 4537-H	31651
T	B8QH 4537-T	2803-L-1286	T	C3TZ 4537-BB	2203-G-1957	E	C8TZ 4537-J	31652
T	B8QH 4537-U	2803-U-1165	T	C3TZ 4537-BC	2203-H-1958	E	C8TZ 4537-K	31653
T	B8QH 4537-V	2803-V-1166	T	C3TZ 4537-BD	2203-J-1960	E	C8TZ 4537-L	31654
T	B8QH 4537-W	2803-W-1167	T	C3TZ 4537-BE	2203-K-1961	E	C8TZ 4537-M	31655
T	B8QH 4537-X	2803-X-1168	T	C3TZ 4537-BF	2203-L-1962	T	C8TZ 4537-N	2203-L-5576
T	B8QH 4537-Y	2803-Y-1169	T	C3TZ 4537-BG	2203-M-1963	T	C8TZ 4537-R	2203-M-5577
T	B8QH 4537-Z	2803-Z-1170	T	C3TZ 4537-BH	2203-N-1964	T	C8TZ 4537-S	2203-N-5578
T	B9TT 4537-A	2203-Y-2703	T	C3TZ 4537-BJ	2203-P-1966	T	C8TZ 4537-T	2203-P-5580
T	B9TT 4537-B	2203-Z-2704	T	C3TZ 4537-BK	2203-Q-1967	T	C8TZ 4537-U	2203-Q-5581
T	B9TT 4537-C	2203-A-2705	T	C3TZ 4537-BL	2203-R-1968	T	C8TZ 4537-Y	2203-R-5582
T	C1TT 4537-A	2803-M-1157	T	C3TZ 4537-BM	2203-S-1969	T	C8TZ 4537-Z	2203-S-5583
T	C1TT 4537-AE	2203-D-1096	T	C3TZ 4537-BN	2203-T-1970	T	D3HZ 4537-A	2203-H-996
T	C1TT 4537-AF	2203-E-1097	T	C3TZ 4537-BR	2803-W-1531	E	D3HZ 4537-AB	91617
T	C1TT 4537-AG	2203-F-1098	T	C3TZ 4537-BS	2803-X-1532	E	D3HZ 4537-AC	91618
T	C1TT 4537-AH	2203-G-1099	T	C3TZ 4537-E	2803-E-1487	E	D3HZ 4537-AD	91619
T	C1TT 4537-AJ	2203-H-1100	T	C3TZ 4537-F	2803-F-1488	E	D3HZ 4537-AE	91620
T	C1TT 4537-AK	2203-J-1102	T	C3TZ 4537-G	2803-D-1486	E	D3HZ 4537-AF	91621
T	C1TT 4537-B	2803-N-1158	T	C3TZ 4537-H	2203-L-1390	E	D3HZ 4537-AG	91623
T	C1TT 4537-C	2803-P-1160	T	C3TZ 4537-K	2203-P-1394	E	D3HZ 4537-AH	91624
T	C1TT 4537-D	2803-Q-1161	T	C3TZ 4537-L	2203-Q-1395	E	D3HZ 4537-AJ	91627
T	C1TT 4537-E	2803-R-1162	T	C3TZ 4537-M	2203-R-1396	E	D3HZ 4537-AK	91629
T	C1TT 4537-F	2803-S-1163	T	C3TZ 4537-N	2203-S-1397	E	D3HZ 4537-AL	91631
T	C1TT 4537-G	2803-T-1164	T	C3TZ 4537-R	2203-T-1398	E	D3HZ 4537-AM	91633
T	C1TT 4537-H	2203-L-1078	T	C3TZ 4537-S	2203-U-1399	E	D3HZ 4537-AN	91637
T	C1TT 4537-J	2203-M-1079	T	C3TZ 4537-Z	2803-H-1438	E	D3HZ 4537-AP	91645
T	C1TT 4537-K	2203-N-1080	T	C5TZ 4537-A	2203-L-2014	E	D3HZ 4537-AR	91649
T	C1TT 4537-L	2203-P-1082	T	C5TZ 4537-B	2203-M-2015	E	D3HZ 4537-AS	91653
T	C1TT 4537-M	2203-Q-1083	T	C5TZ 4537-C	2203-N-2016	E	D3HZ 4537-AT	91657

1980/ FORD TRUCK PARTS

CROSS REFERENCE LIST 271

FORD TO MANUFACTURERS' PART NUMBERS

C O D E	FORD PART NUMBER	VENDOR PART NUMBER	C O D E	FORD PART NUMBER	VENDOR PART NUMBER	C O D E	FORD PART NUMBER	VENDOR PART NUMBER
E	D3HZ 4537-AV	91661	E	D5HZ 4537-N	91576	T	D7HZ 4537-AN	2203-B-1718 S
E	D3HZ 4537-AW	91667	E	D5HZ 4537-P	91580	T	D7HZ 4537-AP	2203-C-1719 S
E	D3HZ 4537-AX	91669	E	D5HZ 4537-R	91584	T	D7HZ 4537-AR	2203-D-1720 S
E	D3HZ 4537-AY	91671	E	D5HZ 4537-S	91592	T	D7HZ 4537-AS	2203-E-1721 S
E	D3HZ 4537-AZ	91672	E	D5HZ 4537-T	91596	T	D7HZ 4537-AT	2203-F-1722 S
T	D3HZ 4537-B	2203-J-998	E	D5HZ 4537-V	91600	T	D7HZ 4537-AV	2203-G-1723 S
E	D3HZ 4537-BB	91673	E	D5HZ 4537-W	91602	T	D7HZ 4537-AW	2203-H-1724 S
E	D3HZ 4537-BC	91674	E	D5HZ 4537-X	91604	T	D7HZ 4537-AX	2203-J-1726 S
E	D3HZ 4537-BD	91676	E	D5HZ 4537-Y	91608	T	D7HZ 4537-AY	2203-K-1727 S
E	D3HZ 4537-BE	91678	E	D5HZ 4537-Z	91610	T	D7HZ 4537-AZ	2203-L-1728 S
E	D3HZ 4537-BF	91501	T	D5TZ 4537-A	2203-S-6857	T	D7HZ 4537-B	2203-V-7536
E	D3HZ 4537-BG	91503	T	D5TZ 4537-B	2203-T-6858	T	D7HZ 4537-BA	2203-M-1729 S
E	D3HZ 4537-BH	91504	T	D5TZ 4537-C	2203-U-6859	T	D7HZ 4537-BB	2203-N-1730 S
E	D3HZ 4537-BJ	91505	T	D5TZ 4537-D	2203-V-6860	T	D7HZ 4537-BC	2203-P-1732 S
E	D3HZ 4537-BK	91507	T	D5TZ 4537-E	2203-W-6861	T	D7HZ 4537-BD	2203-Q-1733 S
E	D3HZ 4537-BL	91508	T	D5TZ 4537-F	2203-X-6862	T	D7HZ 4537-BE	2203-R-1734 S
E	D3HZ 4537-BM	91510	T	D5TZ 4537-G	2203-Y-6863	T	D7HZ 4537-BF	2203-S-1735 S
E	D3HZ 4537-BN	91511	T	D5TZ 4537-H	2203-Z-6864	T	D7HZ 4537-BG	2203-T-1736 S
E	D3HZ 4537-BP	91515	T	D5TZ 4537-J	2203-A-6865	T	D7HZ 4537-BH	2203-U-1737 S
E	D3HZ 4537-BR	91519	T	D5TZ 4537-K	2203-B-6866	T	D7HZ 4537-BJ	2203-D-3800 S
E	D3HZ 4537-BS	91527	T	D5TZ 4537-L	2203-C-6867	T	D7HZ 4537-BK	2203-E-3801 S
E	D3HZ 4537-BT	91531	E	D6HZ 4537-A	91724	T	D7HZ 4537-BL	2203-F-3802 S
E	D3HZ 4537-BV	91537	E	D6HZ 4537-B	91726	T	D7HZ 4537-BM	2203-G-3803 S
E	D3HZ 4537-BW	91539	E	D6HZ 4537-C	91680	T	D7HZ 4537-BN	2203-H-3804 S
E	D3HZ 4537-BX	91542	E	D6HZ 4537-D	91682	T	D7HZ 4537-BP	2203-J-3806 S
E	D3HZ 4537-BY	91543	E	D6HZ 4537-E	91684	T	D7HZ 4537-BR	2203-K-3807 S
E	D3HZ 4537-BZ	91545	E	D6HZ 4537-F	91690	T	D7HZ 4537-BS	2203-L-3808 S
T	D3HZ 4537-C	2203-K-999	E	D6HZ 4537-G	91696	T	D7HZ 4537-BT	2203-M-3809 S
E	D3HZ 4537-CB	91546	E	D6HZ 4537-H	91704	T	D7HZ 4537-BV	2203-N-3810 S
E	D3HZ 4537-CC	91548	E	D6HZ 4537-J	91712	T	D7HZ 4537-BW	2203-P-3812 S
E	D3HZ 4537-CD	91549	E	D6HZ 4537-K	91716	T	D7HZ 4537-BX	2203-Q-3813 S
E	D3HZ 4537-CE	91551	E	D6HZ 4537-L	91719	T	D7HZ 4537-BY	2203-R-3814 S
T	D3HZ 4537-D	2203-L-1000	E	D6HZ 4537-M	91721	T	D7HZ 4537-BZ	2203-S-3815 S
T	D3HZ 4537-E	2203-M-1001	E	D6HZ 4537-N	91723	T	D7HZ 4537-C	2203-W-7537
T	D3HZ 4537-F	2203-N-1002	E	D6HZ 4537-P	91725	T	D7HZ 4537-CA	2203-T-3816 S
T	D3HZ 4537-G	2203-P-1004	E	D6HZ 4537-R	91727	T	D7HZ 4537-CB	2203-U-3817 S
T	D3HZ 4537-H	2203-Q-1005	T	D6TZ 4537-A	2203-G-6923	T	D7HZ 4537-CC	2203-V-3818 S
T	D3HZ 4537-J	2203-R-1006	T	D6TZ 4537-B	2203-H-6924	T	D7HZ 4537-CD	2203-W-3819 S
E	D5HZ 4537-A	91553	T	D6TZ 4537-C	2203-J-6926	T	D7HZ 4537-CE	2203-X-3820 S
E	D5HZ 4537-AA	91611	T	D6TZ 4537-D	2203-K-6927	T	D7HZ 4537-CF	2203-Y-3821 S
E	D5HZ 4537-AB	91612	T	D6TZ 4537-E	2203-L-6928	T	D7HZ 4537-CG	2203-Z-3822 S
E	D5HZ 4537-AC	91613	T	D6TZ 4537-F	2203-M-6929	T	D7HZ 4537-CH	2203-A-3823 S
E	D5HZ 4537-AD	91615	T	D6TZ 4537-G	2203-N-6930	T	D7HZ 4537-CJ	2203-B-3824 S
E	D5HZ 4537-AE	91791	T	D6TZ 4537-H	2203-P-6932	T	D7HZ 4537-CK	2203-C-3825 S
E	D5HZ 4537-AF	91792	T	D6TZ 4537-J	2203-R-6934	T	D7HZ 4537-CL	2203-D-3826 S
E	D5HZ 4537-AG	91793	T	D7HZ 4537-A	2203-U-7535	T	D7HZ 4537-CM	2203-E-3827 S
E	D5HZ 4537-AH	91794	T	D7HZ 4537-AA	2203-P-1706 S	T	D7HZ 4537-CN	2203-F-3828 S
E	D5HZ 4537-B	91554	T	D7HZ 4537-AB	2203-Q-1707 S	T	D7HZ 4537-CP	2203-G-3829 S
E	D5HZ 4537-C	91555	T	D7HZ 4537-AC	2203-R-1708 S	T	D7HZ 4537-CR	2203-H-3830 S
E	D5HZ 4537-D	91556	T	D7HZ 4537-AD	2203-S-1709 S	T	D7HZ 4537-CS	2203-J-3832 S
E	D5HZ 4537-E	91557	T	D7HZ 4537-AE	2203-T-1710 S	T	D7HZ 4537-CT	2203-K-3833 S
E	D5HZ 4537-F	91559	T	D7HZ 4537-AF	2203-U-1711 S	T	D7HZ 4537-CV	2203-L-3834 S
E	D5HZ 4537-G	91560	T	D7HZ 4537-AG	2203-V-1712 S	T	D7HZ 4537-CW	2203-M-3835 S
E	D5HZ 4537-H	91561	T	D7HZ 4537-AH	2203-W-1713 S	T	D7HZ 4537-CX	2203-N-3836 S
E	D5HZ 4537-J	91562	T	D7HZ 4537-AJ	2203-X-1714 S	T	D7HZ 4537-CY	2203-P-3838 S
E	D5HZ 4537-K	91564	T	D7HZ 4537-AK	2203-Y-1715 S	T	D7HZ 4537-CZ	2203-Q-3839 S
E	D5HZ 4537-L	91568	T	D7HZ 4537-AL	2203-Z-1716 S	T	D7HZ 4537-D	2203-X-7538
E	D5HZ 4537-M	91572	T	D7HZ 4537-AM	2203-A-1717 S	T	D7HZ 4537-DA	2203-R-3840 S

July, 1989

COPYRIGHT © 1989 — FORD MOTOR COMPANY — DEARBORN, MICHIGAN

New Issue

1980/
FORD TRUCK PARTS

FORD TO MANUFACTURERS' PART NUMBERS

C O D E	FORD PART NUMBER	VENDOR PART NUMBER	C O D E	FORD PART NUMBER	VENDOR PART NUMBER	C O D E	FORD PART NUMBER	VENDOR PART NUMBER
T	D7HZ 4537-DB	2203-S-3841 S	T	D7HZ 4537-J	2203-G-7547	T	D8HZ 4537-BY	2203-Z-6422 S
T	D7HZ 4537-DC	2803-L-2014	T	D7HZ 4537-K	2203-H-7548	T	D8HZ 4537-BZ	2203-A-6423 S
T	D7HZ 4537-DD	2803-H-1568	T	D7HZ 4537-L	2203-J-7550	T	D8HZ 4537-C	2203-W-6081 S
T	D7HZ 4537-DE	2803-J-1570	T	D7HZ 4537-M	2203-K-7551	T	D8HZ 4537-CA	2203-B-6424 S
T	D7HZ 4537-DF	2803-K-1571	T	D7HZ 4537-N	2203-L-7552	T	D8HZ 4537-CB	2203-C-6425 S
T	D7HZ 4537-DG	2803-L-1572	T	D7HZ 4537-P	2203-M-7553	T	D8HZ 4537-CC	2203-D-6426 S
T	D7HZ 4537-DH	2803-M-1573	T	D7HZ 4537-R	2203-N-7554	T	D8HZ 4537-CD	2203-E-6427 S
T	D7HZ 4537-DJ	2803-N-1574	T	D7HZ 4537-S	2203-G-1697 S	T	D8HZ 4537-CE	2203-F-6428 S
T	D7HZ 4537-DK	2803-P-1576	T	D7HZ 4537-T	2203-H-1698 S	T	D8HZ 4537-CF	2203-G-6429 S
T	D7HZ 4537-DL	2803-Q-1577	T	D7HZ 4537-V	2203-J-1700 S	T	D8HZ 4537-CG	2203-H-6430 S
T	D7HZ 4537-DM	2803-R-1578	T	D7HZ 4537-W	2203-K-1701 S	T	D8HZ 4537-CH	2203-J-6432 S
T	D7HZ 4537-DN	2803-C-1537	T	D7HZ 4537-X	2203-L-1702 S	T	D8HZ 4537-CJ	2203-K-6433 S
T	D7HZ 4537-DP	2803-D-1538	T	D7HZ 4537-Y	2203-M-1703 S	T	D8HZ 4537-CK	2203-L-6434 S
T	D7HZ 4537-DR	2803-E-1539	T	D7HZ 4537-Z	2203-N-1704 S	T	D8HZ 4537-CL	2203-M-6435 S
T	D7HZ 4537-DS	2803-F-1540	T	D8HZ 4537-A	2203-U-6079 S	T	D8HZ 4537-CM	2203-N-6436 S
T	D7HZ 4537-DT	2803-G-1541	T	D8HZ 4537-AA	2203-S-6103 S	T	D8HZ 4537-CN	2203-P-6438 S
T	D7HZ 4537-DV	2803-H-1542	T	D8HZ 4537-AB	2203-T-6104 S	T	D8HZ 4537-CP	2203-Q-6439 S
T	D7HZ 4537-DW	2803-J-1544	T	D8HZ 4537-AC	2203-U-6105 S	T	D8HZ 4537-D	2203-X-6082 S
T	D7HZ 4537-DX	2803-K-1545	T	D8HZ 4537-AD	2203-V-6106 S	T	D8HZ 4537-E	2203-Y-6083 S
T	D7HZ 4537-DY	2803-L-1546	T	D8HZ 4537-AE	2203-W-6107 S	T	D8HZ 4537-F	2203-Z-6084 S
T	D7HZ 4537-DZ	2803-M-1547	T	D8HZ 4537-AF	2203-X-6108 S	T	D8HZ 4537-G	2203-A-6085 S
T	D7HZ 4537-E	2203-Y-7539	T	D8HZ 4537-AG	2203-Y-6109 S	T	D8HZ 4537-H	2203-B-6086 S
T	D7HZ 4537-EA	2803-N-1548	T	D8HZ 4537-AH	2203-Z-6110 S	T	D8HZ 4537-J	2203-C-6087 S
T	D7HZ 4537-EB	2803-P-1550	T	D8HZ 4537-AJ	2203-A-6111 S	T	D8HZ 4537-K	2203-D-6088 S
T	D7HZ 4537-EC	2803-Q-1551	T	D8HZ 4537-AK	2203-B-6112 S	T	D8HZ 4537-L	2203-E-6089 S
T	D7HZ 4537-ED	2803-R-1552	T	D8HZ 4537-AL	2203-C-6113 S	T	D8HZ 4537-M	2203-F-6090 S
T	D7HZ 4537-EE	2803-S-1553	T	D8HZ 4537-AM	2203-D-6114 S	T	D8HZ 4537-N	2203-G-6091 S
T	D7HZ 4537-EF	2803-T-1554	T	D8HZ 4537-AN	2203-E-6115 S	T	D8HZ 4537-P	2203-H-6092 S
T	D7HZ 4537-EG	2803-U-1555	T	D8HZ 4537-AP	2203-F-6116 S	T	D8HZ 4537-R	2203-J-6094 S
T	D7HZ 4537-EH	2803-V-1556	T	D8HZ 4537-AR	2203-G-6117 S	T	D8HZ 4537-S	2203-K-6095 S
T	D7HZ 4537-EJ	2803-W-1557	T	D8HZ 4537-AS	2203-H-6118 S	T	D8HZ 4537-T	2203-L-6096 S
T	D7HZ 4537-EK	2803-X-1558	T	D8HZ 4537-AT	2203-J-6120 S	T	D8HZ 4537-V	2203-M-6097 S
T	D7HZ 4537-EL	2803-Y-1559	T	D8HZ 4537-AV	2203-K-6121 S	T	D8HZ 4537-W	2203-N-6098 S
T	D7HZ 4537-EM	2803-Z-1560	T	D8HZ 4537-AW	2203-Z-6396 S	T	D8HZ 4537-X	2203-P-6100 S
T	D7HZ 4537-EN	2803-A-1561	T	D8HZ 4537-AX	2203-A-6397 S	T	D8HZ 4537-Y	2203-Q-6101 S
T	D7HZ 4537-EP	2803-B-1562	T	D8HZ 4537-AY	2203-B-6398 S	T	D8HZ 4537-Z	2203-R-6102 S
T	D7HZ 4537-ER	2803-E-1591	T	D8HZ 4537-AZ	2203-C-6399 S	S	E0HZ 4537-A	MJAHS104 700
T	D7HZ 4537-ES	2803-F-1592	T	D8HZ 4537-B	2203-V-6080 S	S		MJAHS104 1
T	D7HZ 4537-ET	2803-G-1593	T	D8HZ 4537-BA	2203-D-6400 S	S	E0HZ 4537-AA	MJAHS104 722
T	D7HZ 4537-EV	2803-H-1594	T	D8HZ 4537-BB	2203-E-6401 S	S		MJAHS104 36
T	D7HZ 4537-EW	2203-M-7501	T	D8HZ 4537-BC	2203-F-6402 S	S	E0HZ 4537-AB	MJAHS104 723
T	D7HZ 4537-EX	2203-N-7502	T	D8HZ 4537-BD	2203-G-6403 S	S		MJAHS104 37
T	D7HZ 4537-EY	2203-P-7504	T	D8HZ 4537-BE	2203-H-6404 S	S	E0HZ 4537-AC	MJAHS104 724
T	D7HZ 4537-EZ	2203-Q-7505	T	D8HZ 4537-BF	2203-J-6406 S	S	E0HZ 4537-AD	MJAHS104 725
T	D7HZ 4537-F	2203-Z-7540	T	D8HZ 4537-BG	2203-K-6407 S	S	E0HZ 4537-AE	MJAHS104 726
T	D7HZ 4537-FA	2203-R-7506	T	D8HZ 4537-BH	2203-L-6408 S	S	E0HZ 4537-AF	MJAHS104 727
T	D7HZ 4537-FB	2203-S-7507	T	D8HZ 4537-BJ	2203-M-6409 S	S	E0HZ 4537-B	MJAHS104 701
T	D7HZ 4537-FC	2203-T-7508	T	D8HZ 4537-BK	2203-N-6410 S	S		MJAHS104 2
T	D7HZ 4537-FD	2203-U-7509	T	D8HZ 4537-BL	2203-P-6412 S	S	E0HZ 4537-C	MJAHS104 702
T	D7HZ 4537-FE	2203-V-7510	T	D8HZ 4537-BM	2203-Q-6413 S	S		MJAHS104 3
T	D7HZ 4537-FF	2203-W-7511	T	D8HZ 4537-BN	2203-R-6414 S	S	E0HZ 4537-D	MJAHS104 703
T	D7HZ 4537-FG	2203-X-7512	T	D8HZ 4537-BP	2203-S-6415 S	S		MJAHS104 4
T	D7HZ 4537-FH	2203-Y-7513	T	D8HZ 4537-BR	2203-T-6416 S	S	E0HZ 4537-E	MJAHS104 704
T	D7HZ 4537-FJ	2203-Z-7514	T	D8HZ 4537-BS	2203-U-6417 S	S		MJAHS104 5
T	D7HZ 4537-FK	2203-A-7515	T	D8HZ 4537-BT	2203-V-6418 S	S	E0HZ 4537-F	MJAHS104 705
T	D7HZ 4537-FL	2203-B-7516	T	D8HZ 4537-BV	2203-W-6419 S	S		MJAHS104 6
T	D7HZ 4537-G	2203-A-7541	T	D8HZ 4537-BW	2203-X-6420 S	S	E0HZ 4537-G	MJAHS104 8
T	D7HZ 4537-H	2203-F-7546	T	D8HZ 4537-BX	2203-Y-6421 S	S		MJAHS104 706

**1980/
FORD TRUCK PARTS**

CROSS REFERENCE LIST 273

FORD TO MANUFACTURERS' PART NUMBERS														
C O D E	FORD PART NUMBER		VENDOR PART NUMBER		C O D E	FORD PART NUMBER		VENDOR PART NUMBER		C O D E	FORD PART NUMBER		VENDOR PART NUMBER	
S	E0HZ	4537-H	MJAHS104	707	E	E2HZ	4537-AG	110794	T	E6HZ	4537-BC	028538	2	
S			MJAHS104	10	E	E2HZ	4537-AH	110796	T	E6HZ	4537-BD	028539	0	
S	E0HZ	4537-J	MJAHS104	708	E	E2HZ	4537-AJ	110798	T	E6HZ	4537-BE	028540	4	
S			MJAHS104	12	E	E2HZ	4537-AK	110799	T	E6HZ	4537-C	028772	5	
S	E0HZ	4537-K	MJAHS104	709	E	E2HZ	4537-AL	110800	T	E6HZ	4537-D	028773	3	
S			MJAHS104	14	E	E2HZ	4537-AM	110801	T	E6HZ	4537-E	028774	1	
S	E0HZ	4537-L	MJAHS104	710	E	E2HZ	4537-AN	110802	T	E6HZ	4537-F	028775	0	
S			MJAHS104	16	E	E2HZ	4537-AP	110803	T	E6HZ	4537-G	028776	8	
S	E0HZ	4537-M	MJAHS104	711	E	E2HZ	4537-B	110737	T	E6HZ	4537-H	028777	6	
S			MJAHS104	18	E	E2HZ	4537-C	110738	T	E6HZ	4537-J	028778	4	
S	E0HZ	4537-N	MJAHS104	712	E	E2HZ	4537-D	110739	T	E6HZ	4537-K	028779	2	
S			MJAHS104	20	E	E2HZ	4537-E	110740	T	E6HZ	4537-L	028780	6	
S	E0HZ	4537-P	MJAHS104	713	E	E2HZ	4537-F	110741	T	E6HZ	4537-M	028503	0	
S			MJAHS104	22	E	E2HZ	4537-G	110742	T	E6HZ	4537-N	028504	8	
S	E0HZ	4537-R	MJAHS104	714	E	E2HZ	4537-H	110743	T	E6HZ	4537-P	028505	6	
S			MJAHS104	24	E	E2HZ	4537-J	110744	T	E6HZ	4537-R	028506	4	
S	E0HZ	4537-S	MJAHS104	715	E	E2HZ	4537-K	110745	T	E6HZ	4537-S	028507	2	
S			MJAHS104	26	E	E2HZ	4537-L	110746	T	E6HZ	4537-T	028508	0	
S	E0HZ	4537-T	MJAHS104	716	E	E2HZ	4537-M	110747	T	E6HZ	4537-V	028509	9	
S			MJAHS104	28	E	E2HZ	4537-N	110748	T	E6HZ	4537-W	028510	2	
S	E0HZ	4537-V	MJAHS104	717	E	E2HZ	4537-P	110749	T	E6HZ	4537-X	028511	0	
S			MJAHS104	30	E	E2HZ	4537-R	110750	T	E6HZ	4537-Y	028512	9	
S	E0HZ	4537-W	MJAHS104	718	E	E2HZ	4537-S	110752	T	E6HZ	4537-Z	028513	7	
S			MJAHS104	32	E	E2HZ	4537-T	110754	T	E7HZ	4537-A	2203-Y-8501	S	
S	E0HZ	4537-X	MJAHS104	719	E	E2HZ	4537-V	110756	T	E7HZ	4537-AA	2203-Y-9489	S	
S			MJAHS104	33	E	E2HZ	4537-W	110760	T	E7HZ	4537-AB	2203-Z-9490	S	
S	E0HZ	4537-Y	MJAHS104	720	E	E2HZ	4537-X	110764	T	E7HZ	4537-AC	2203-A-9491	S	
S			MJAHS104	34	E	E2HZ	4537-Y	110768	T	E7HZ	4537-AD	2203-B-9492	S	
S	E0HZ	4537-Z	MJAHS104	721	E	E2HZ	4537-Z	110772	T	E7HZ	4537-AE	2203-C-9493	S	
S			MJAHS104	35	T	E3HZ	4537-A	2203-Y-7851	T	E7HZ	4537-AF	2203-D-9494	S	
T	E1HZ	4537-A	2203-S-7819		T	E3HZ	4537-B	2203-Z-7852	T	E7HZ	4537-AG	2203-E-9495	S	
T	E1HZ	4537-B	2203-T-7820		T	E3HZ	4537-C	2203-A-7853	T	E7HZ	4537-AH	2203-F-9496	S	
T	E1HZ	4537-C	2203-U-7821		T	E6HZ	4537-A	028770 9	T	E7HZ	4537-AJ	2203-J-9474	S	
T	E1HZ	4537-D	2203-V-7822		T	E6HZ	4537-AA	028514 5	T	E7HZ	4537-AK	2203-K-9475	S	
T	E1HZ	4537-E	2203-W-7823		T	E6HZ	4537-AB	028515 3	T	E7HZ	4537-AL	2203-L-9476	S	
T	E1HZ	4537-F	2203-X-7824		T	E6HZ	4537-AC	028516 1	T	E7HZ	4537-AM	2203-M-9477	S	
T	E1HZ	4537-G	2203-Y-7825		T	E6HZ	4537-AD	028517 0	T	E7HZ	4537-AN	2203-N-9478	S	
T	E1HZ	4537-H	2203-Z-7826		T	E6HZ	4537-AE	028518 8	T	E7HZ	4537-AP	2203-P-9480	S	
T	E1HZ	4537-J	2203-A-7827		T	E6HZ	4537-AF	028519 6	T	E7HZ	4537-AR	2203-Q-9481	S	
T	E1HZ	4537-K	2203-B-7828		T	E6HZ	4537-AG	028520 0	T	E7HZ	4537-AS	2203-R-9482	S	
T	E1HZ	4537-L	2203-V-8030		T	E6HZ	4537-AH	028521 8	T	E7HZ	4537-AT	2203-S-9483	S	
T	E1HZ	4537-M	2203-W-8031		T	E6HZ	4537-AJ	028522 6	T	E7HZ	4537-AV	2203-T-9484	S	
T	E1HZ	4537-N	2203-X-8032		T	E6HZ	4537-AK	028523 4	T	E7HZ	4537-AW	2203-U-9485	S	
T	E1HZ	4537-P	2203-Y-8033		T	E6HZ	4537-AL	028524 2	T	E7HZ	4537-AX	2203-N-8490	S	
T	E1HZ	4537-R	2203-Z-8034		T	E6HZ	4537-AM	028525 0	T	E7HZ	4537-AY	2203-P-8492	S	
T	E1HZ	4537-S	2203-A-8035		T	E6HZ	4537-AN	028526 9	T	E7HZ	4537-AZ	2203-Q-8493	S	
T	E1HZ	4537-T	2203-B-8036		T	E6HZ	4537-AP	028527 7	T	E7HZ	4537-B	2203-Z-8502	S	
T	E1HZ	4537-V	2203-C-8037		T	E6HZ	4537-AR	028528 5	T	E7HZ	4537-BA	2203-X-8500	S	
T	E1HZ	4537-W	2203-D-8038		T	E6HZ	4537-AS	028529 3	T	E7HZ	4537-BB	2203-R-8494	S	
T	E1HZ	4537-X	2203-E-8039		T	E6HZ	4537-AT	028530 7	T	E7HZ	4537-BC	2203-S-8495	S	
T	E1HZ	4537-Y	2203-F-8040		T	E6HZ	4537-AV	028531 5	T	E7HZ	4537-BD	2203-T-8496	S	
E	E2HZ	4537-A	110736		T	E6HZ	4537-AW	028532 3	T	E7HZ	4537-BE	2203-U-8497	S	
E	E2HZ	4537-AA	110776		T	E6HZ	4537-AX	028533 1	T	E7HZ	4537-BF	2203-V-8498	S	
E	E2HZ	4537-AB	110780		T	E6HZ	4537-AY	028534 0	T	E7HZ	4537-BG	2203-W-8499	S	
E	E2HZ	4537-AC	110784		T	E6HZ	4537-AZ	028535 8	T	E7HZ	4537-BH	2203-C-9103	S	
E	E2HZ	4537-AD	110788		T	E6HZ	4537-B	028771 7	T	E7HZ	4537-BJ	2203-D-9104	S	
E	E2HZ	4537-AE	110790		T	E6HZ	4537-BA	028536 6	T	E7HZ	4537-BK	2203-E-9105	S	
E	E2HZ	4537-AF	110792		T	E6HZ	4537-BB	028537 4	T	E7HZ	4537-BL	2203-F-9106	S	

July, 1989

COPYRIGHT © 1989 — FORD MOTOR COMPANY — DEARBORN, MICHIGAN

New Issue

**1980/
FORD TRUCK PARTS**

FORD TO MANUFACTURERS' PART NUMBERS

C O D E	FORD PART NUMBER	VENDOR PART NUMBER	C O D E	FORD PART NUMBER	VENDOR PART NUMBER	C O D E	FORD PART NUMBER	VENDOR PART NUMBER
T	E7HZ 4537-BM	2203-G-9107 S	T	E9HZ 4537-S	2203-L-9840 S	T	C5TZ 4542-A	3897-S-1319
T	E7HZ 4537-BN	2203-H-9108 S	T	TBAA 4537-A	2203-H-1438	T	C1TT 4543-B	A 2843-J-348
T	E7HZ 4537-BP	2203-J-9110 S	T	TBAA 4537-B	2203-J-1440	T	C1TT 4543-C	A 2843-X-388
T	E7HZ 4537-BR	2203-K-9111 S	T	TBAA 4537-C	2203-K-1441	T	C5TZ 4543-A	A1 2843-Z-390
T	E7HZ 4537-BS	2203-L-9112 S	T	TBAA 4537-D	2203-L-1442	T		A 2843-Z-390
T	E7HZ 4537-BT	2203-M-9113 S	T	TCAA 4537-AU	2203-J-1492	T	C1TT 4544-A	A 3897-N-1314
T	E7HZ 4537-BV	2203-N-9114 S	T	TCAA 4537-AV	2203-S-1579	T	C3TZ 4544-A	3897-M-923
T	E7HZ 4537-C	2203-A-8503 S	T	TCAA 4537-AW	2203-T-1580	T	C3TZ 4544-B	3280-V-2492
T	E7HZ 4537-D	2203-B-8504 S	T	TCAA 4537-AX	2203-U-1581	T	C3TZ 4544-E	3897-E-993
T	E7HZ 4537-E	2203-C-8505 S	T	TCAA 4537-AY	2203-V-1582	T	C5TZ 4544-A	3897-A-1223
T	E7HZ 4537-F	2203-D-8506 S	T	TCAA 4537-AZ	2203-W-1583	T	C1TT 4545-A	1229-A-1561
T	E7HZ 4537-G	2203-E-8507 S	T	TCAA 4537-BA	2203-X-1584	T		1229-A-1431
T	E7HZ 4537-H	2203-H-8510 S	T	TCAA 4537-BB	2203-Y-1585	T	C1TT 4545-B	1829-D-576
T	E7HZ 4537-J	2203-D-9156 S	T	TCAA 4537-BC	2203-Z-1586	T	C3TA 4545-C	1829-Q-515
T	E7HZ 4537-K	2203-E-9157 S	T	TCAA 4537-BD	2203-A-1587	T	C3TZ 4545-A	1829-B-652
T	E7HZ 4537-L	2203-F-9158 S	T	TCAA 4537-BE	2203-B-1588	T	C3TZ 4545-B	1229-F-1436
T	E7HZ 4537-M	2203-G-9159 S	T	TCAA 4537-BF	2203-C-1589	T	C3TZ 4545-D	1829-S-149
T	E7HZ 4537-N	2203-H-9160 S	T	TDAA 4537-A2	2203-M-1573	T	C3TZ 4545-E	1229-E-1435
T	E7HZ 4537-P	2203-J-9162 S	T	TDAA 4537-AS	2203-M-1547	T	C3TZ 4545-F	1829-U-359
T	E7HZ 4537-R	2203-K-9163 S	T	TDAA 4537-AT	2203-F-1566	T	C3TZ 4545-G	1229-D-1434
T	E7HZ 4537-S	2203-L-9164 S	T	TDAA 4537-AU	2203-G-1567	T	D7HZ 4545-A	1229-Z-2574
T	E7HZ 4537-T	2203-M-9165 S	T	TDAA 4537-AV	2203-H-1568	T	D7HZ 4545-B	1229-W-1505
T	E7HZ 4537-V	2203-N-9166 S	T	TDAA 4537-AW	2203-J-1570	T	D7HZ 4545-C	1229-Y-1507
T	E7HZ 4537-W	2203-P-9168 S	T	TDAA 4537-AX	2203-K-1571	E	EOHZ 4545-A	37207
T	E7HZ 4537-X	2203-V-9486 S	T	TDAA 4537-AY	2203-L-1572	T	E7HZ 4545-A	MWA 512
T	E7HZ 4537-Y	2203-W-9487 S	T	TDAA 4537-BA	2203-N-1574	T	E8HZ 4545-A	MWA 510
T	E7HZ 4537-Z	2203-X-9488 S	T	TDAA 4537-BB	2203-P-1576	T	E9HZ 4545-A	42X 1004 S
T	E8HZ 4537-A	2203-D-9806	T	TDAA 4537-BC	2203-Q-1577	E	EOHZ 4A545-A	36014
T	E8HZ 4537-B	2203-E-9807	T	TDAA 4537-BD	2203-R-1578	T	C1TT 4546-A	3266-R-148
T	E8HZ 4537-C	2203-F-9808	E	TVAA 4537-A	31633	T	C1TT 4546-B	A 3228-Q-95
T	E8HZ 4537-D	2203-G-9809	E	TVAA 4537-B	31634	T		3238-Q-95
T	E8HZ 4537-E	2203-H-9810	E	TVAA 4537-C	31635	T	C3TZ 4546-E	3266-X-154
T	E8HZ 4537-F	2203-J-9812	E	TVAA 4537-D	31636	T	C1TT 4547-A	A 3238-V-74
T	E8HZ 4537-G	2203-K-9813	E	TWAA 4537-A	35008	T	C1TT 4547-B	A 3226-V-126
T	E8HZ 4537-H	2203-L-9814	E	TWAA 4537-B	35009	T	C3TZ 4547-A	A1 3238-V-74
T	E8HZ 4537-J	2203-M-9815	E	TWAA 4537-C	35010	T	C5TZ 4547-A	3266-Q-121
T	E8HZ 4537-K	2203-N-9816	E	TWAA 4537-D	35011	T	C1TT 4548-A	2803-L-818
T	E8HZ 4537-L	2203-P-9818	E	TWAA 4537-E	35012	T	C1TT 4548-B	2803-M-819
T	E8HZ 4537-M	2203-Q-9819	E	TWAA 4537-F	35013	T	C1TT 4548-C	2803-N-820
T	E8HZ 4537-N	2203-R-9820	E	TWAA 4537-G	35014	T	C1TT 4548-D	2203-T-2568
T	E8HZ 4537-P	2203-S-9821	E	TWAA 4537-H	35015	T	C1TT 4548-E	2203-U-2569
T	E8HZ 4537-R	2203-T-9822	E	TWAA 4537-J	35016	T	C1TT 4548-F	2203-V-2570
T	E8HZ 4537-S	2203-U-9823	E	TWAA 4537-K	35017	T	C1TZ 4548-A	2803-G-2009
T	E9HZ 4537-A	2203-V-9824 S	E	TWAA 4537-L	35018	T	C5TZ 4548-A	2803-P-848
T	E9HZ 4537-B	2203-W-9825 S	E	TWAA 4537-M	36543	T	C5TZ 4548-B	2803-N-846
T	E9HZ 4537-C	2203-X-9826 S	E	TWAA 4537-N	36544	T	C1TT 4549-A	2803-X-804
T	E9HZ 4537-D	2203-Y-9827 S	E	TWAA 4537-R	36545	T	C1TT 4549-B	2803-Y-805
T	E9HZ 4537-E	2203-Z-9828 S	E	TWAA 4537-S	36546	T	C1TT 4549-C	2803-Z-806
T	E9HZ 4537-F	2203-A-9829 S	E	TWAA 4537-T	36547	T	C1TT 4549-D	2803-D-1850
T	E9HZ 4537-G	2203-B-9830 S	E	TWAA 4537-U	36548	T	C1TT 4549-E	2803-E-1851
T	E9HZ 4537-H	2203-C-9831 S	E	TWAA 4537-V	36549	T	C1TT 4549-F	2803-F-1852
T	E9HZ 4537-J	2203-D-9832 S	E	TWAA 4537-Y	36550	T	C1TT 4549-G	2803-G-1853
T	E9HZ 4537-K	2203-E-9833 S	E	TYAS 4537-F	31638	T	C5TZ 4549-A	2803-A-1821
T	E9HZ 4537-L	2203-F-9834 S	T	E1HZ 4A537-A	1244-F-1592	T	C5TZ 4549-B	2803-B-1822
T	E9HZ 4537-M	2203-G-9835 S	T	C5TZ 4541-A	2203-Z-1040	E	C1TT 4550-A	32835
T	E9HZ 4537-N	2203-H-9836 S	T	C5TZ 4541-B	2803-R-746	E	D8HZ 4550-A	96916
T	E9HZ 4537-P	2203-J-9838 S	T	C1TT 4542-A	3897-H-1308	E	C1TT 4551-A	45325
T	E9HZ 4537-R	2203-K-9839 S	T	C1TT 4542-B	3897-M-741	E	C1TT 4552-A	45324

**1980/
FORD TRUCK PARTS**

CROSS REFERENCE LIST 275

FORD TO MANUFACTURERS' PART NUMBERS

C O D E	FORD PART NUMBER	VENDOR PART NUMBER	C O D E	FORD PART NUMBER	VENDOR PART NUMBER	C O D E	FORD PART NUMBER	VENDOR PART NUMBER
E	C1TT 4552-B	45398	T	E7HZ 4560-B	MS 212045 1	T	D4HZ 4567-J	1229-J-2246
E	C1TT 4553-A	46767	T	E8HZ 4560-A	41X 1043 S	T	D4HZ 4567-K	1229-K-2247
E	C1TZ 4553-A	86968	T	E8HZ 4560-B	MS 210020 1	T	D4HZ 4567-L	1829-A-859
E	C1TZ 4553-B	98600	T	E8HZ 4560-C	41X 1204 S	S	D5TZ 4567-A	35660
E	C1TT 4555-A	35263	T	E8HZ 4560-D	MS 208016 1	T	D7HZ 4567-A	1229-C-2057 S
T	C1TT 4556-A	3280-X-2520	T	E9HZ 4560-A	MS 208045 1	T	D7HZ 4567-B	1229-L-2430 S
T	C1TT 4558-A	RV 71013	T	E8HZ 4N560-A	1246-M-1131 S	T	D7HZ 4567-C	1229-M-2431 S
T	C1TT 4558-B	15X 786	T	E9HZ 4P560-A	1229-S-2931 S	T	D7HZ 4567-D	1229-N-2432 S
T	C1TT 4558-C	RV 71024	F	C1TT 4561-A	227066	T	D7HZ 4567-E	1229-P-2434 S
T	C1TT 4558-D	15X 659	B		213 LV	T	D7HZ 4567-F	1229-Q-2435 S
T	C1TZ 4558-A	A15X 964	B		41213	T	D7HZ 4567-G	1229-R-2436 S
T	C3TZ 4558-A	RV 7926	B		1213 MG	T	D7HZ 4567-H	1229-S-2437 S
T	C3TZ 4558-B	RV 7925	B		1213 LV	T	D7HZ 4567-J	1229-T-2438 S
T	C3TZ 4558-C	15X 796	B		1213 GS	T	D7HZ 4567-K	1229-U-2439 S
T		15X 856	T	C3TZ 4561-A	29630	E	D8HZ 4567-A	78937
T	D3HZ 4558-A	15X 1320	B		29630	T	D8HZ 4567-B	1229-P-2590 S
E	D3HZ 4558-B	69117	T	C3TZ 4561-B	29675	T	D8HZ 4567-C	1229-Q-2591 S
T	D4HZ 4558-A	7157	B		29675	T	D8HZ 4567-D	1229-R-2592 S
T	D7HZ 4558-A	15X 1497 S	E	C1TT 4562-A	33127	T	D8HZ 4567-E	1229-S-2593 S
T	D7HZ 4558-B	15X 1458 S	T	C1TT 4563-A	A 3280-P-2538	T	D8HZ 4567-F	1229-T-2594 S
T	D7HZ 4558-C	15X 1329	T	C1TT 4563-B	A 3280-D-2526	T	D8HZ 4567-G	1229-U-2595 S
T	D8HZ 4558-A	15X 1326 S	T	C3TZ 4563-A	A 3280-E-2371	T	D8HZ 4567-H	1229-V-2596 S
T	D8HZ 4558-B	15X 1523	T	C3TZ 4563-E	3897-V-1166	T	D8HZ 4567-J	1229-W-2597 S
T	D8HZ 4558-C	15X 1474 S	T	D7HZ 4563-A	A1 3280-D-2526	T	D8HZ 4567-K	1229-X-2598 S
T		15X 1707	T	D8HZ 4563-A	A 3280-D-2448 S	T	D8HZ 4567-L	1229-Y-2599 S
S	E0HZ 4558-A	MJAHM113 4	T	C1TT 4564-A	2208-D-446	E	E0HZ 4567-A	78909
S	E0HZ 4558-B	MJAHM109 1	T	D8HZ 4564-A	2208-G-501 S	E	E0HZ 4567-B	78912
T	E0HZ 4558-C	15X 1522 S	T	C1TT 4565-A	2297-S-981	T	E8HZ 4567-A	2297-E-5335 S
S	E0TZ 4558-A	30918	T	D8HZ 4565-A	2297-X-2494 S	T	E8HZ 4567-B	1229-W-4131 S
S	E0TZ 4558-B	701056 X	E	D8HZ 4565-B	79582	T	E9HZ 4567-A	3107-F-1020 S
T	E6HZ 4558-A	082366 0	T	E3HZ 4565-A	2244-Y-77 S	T	C1TT 4569-A	2297-R-980
T	E6HZ 4558-B	082196 9	T	E4HZ 4565-A	2244-E-83 S	T	E8HZ 4569-A	3107-D-1018 S
S	E6HZ 4558-C	MJAHM117	T	E8HZ 4565-A	2244-Z-52 S	T	E9HZ 4569-A	2297-S-5349 S
T	E7HZ 4558-A	41X 1154 S	T	E8HZ 4565-B	2244-Y-51 S	T	C1TT 4570-A	1198-V-1712
T	E7HZ 4558-B	41X 1152 S	T	E8HZ 4565-C	2244-L-1026 S	T		1199-V-1712
T	E7HZ 4558-C	41X 1151 S	T	E8HZ 4565-D	2244-K-1025 S	T	C1TT 4571-A	N 56
T	E7HZ 4558-D	41X 1153 S	T	E8HZ 4K565-A	43X 1006 S	T	C3TA 4571-A	N 58 1
S	E8TZ 4558-A	701088 X	T	C1TT 4566-A	2258-X-414	T	C3TA 4571-B	N 48 1
F	C1TT 4559-A	81536	T	C3TZ 4566-A	2258-L-402	T	D4TZ 4571-A	NL 16 1
T		1228-V-204	T	C1TT 4567-A	1229-N-1470	T	D7HZ 4571-A	N 16 1
T	C1TT 4560-A	10X 633	T	C1TT 4567-B	1229-M-1443	T	D7HZ 4571-B	13X 163 S
E	C1TT 4560-B	9233	T	C1TT 4567-C	1229-H-1620	S	E0HZ 4571-A	36805
E		30800	T	C1TT 4567-D	1229-P-1446	T	E8HZ 4571-A	MN 312 1
T	C1TT 4560-C	S 2813 1	T	C1TT 4567-E	1229-L-1546	E	E3HZ 4N571-A	32402
T	C3TZ 4560-A	S 2815 D	E	C1TT 4567-G	46983	E	E3HZ 4N571-B	32674
T	C3TZ 4560-F	S 2817 1	T	C3TZ 4567-A	1854-Z-208	E	E3HZ 4N571-C	32399
E	C4TZ 4560-A	90070	T	C3TZ 4567-H	1854-Q-225	T	C1TT 4572-A	3280-E-2423
E		113327	E	D2HZ 4567-A	71286	T	C3TZ 4572-A	3280-W-2493
T	C7TZ 4560-A	S 2714 1	E	D2HZ 4567-B	85997	T	C1TT 4573-A	A 1205-L-714
T	C8TZ 4560-A	082253 1	E	D2HZ 4567-C	85994	NS		476500 RBR
T		S 2713 1	T	D4HZ 4567-A	1229-A-2237	T	C7TZ 4573-A	A 1205-L-766
E	D2HZ 4560-A	29128	T	D4HZ 4567-B	1229-B-2238	T	D7HZ 4573-A	A 1205-M-325 S
T	D4TZ 4560-A	10X 1027	T	D4HZ 4567-C	1229-C-2239	T	D8HZ 4573-A	A 1205-E-1227
E	E0HZ 4560-A	62158	T	D4HZ 4567-D	1229-D-2240	T	D8HZ 4573-B	A 1205-P-1368 S
T	E1HZ 4560-A	10X 1028	T	D4HZ 4567-E	1229-E-2241	E	D8HZ 4573-C	78857
T	E1HZ 4560-B	10X 720 S	T	D4HZ 4567-F	1229-F-2242	E	E3HZ 4573-A	119430
E	E3HZ 4560-A	113325	T	D4HZ 4567-G	1229-G-2243	T	E4HZ 4573-A	A 1205-W-1895 S
T	E7HZ 4560-A	MS 212040 1	T	D4HZ 4567-H	1229-H-2244	T	E5HZ 4573-A	A 1205-B-1926 S

July, 1989

COPYRIGHT © 1989 — FORD MOTOR COMPANY — DEARBORN, MICHIGAN

New Issue

**1980/
FORD TRUCK PARTS**

FORD TO MANUFACTURERS' PART NUMBERS

C O D E	FORD PART NUMBER	VENDOR PART NUMBER	C O D E	FORD PART NUMBER	VENDOR PART NUMBER	C O D E	FORD PART NUMBER	VENDOR PART NUMBER
T	D8HZ 4A573-A	KIT 237	T	C1TT 4583-N	2203-B-2524	T	C3TZ 4612-G	A 3102-R-2436
T	C1TT 4574-A	3280-V-2518	T	C1TT 4583-R	2203-C-2525	T	C3TZ 4612-H	A1 3102-L-2445
T	C3TZ 4574-A	A 3280-B-2498	T	C1TT 4583-S	2203-G-2529	T	C3TZ 4612-J	A15 3102-R-1708
T	D7HZ 4574-C	A 3280-T-7248 S	T	C1TT 4583-T	2203-M-2535	T	C3TZ 4612-K	38A 3102-V-2857 X
T	E1HZ 4574-A	3280-Y-2573	T	C8TZ 4583-A	2203-J-2526	T	C3TZ 4612-L	38A 3102-Y-2859 X
T	C1TT 4575-A	1225-M-403	T	C8TZ 4583-B	2203-J-2532	T	C3TZ 4612-M	34A 3102-S-2853 X
T	C3TZ 4575-A	1225-Q-485	T	C1TT 4585-A	15X 1306	T	C3TZ 4612-N	34A 3102-U-2855 X
T	C1TT 4577-A	1244-Y-701	T		15X 750	T	C3TZ 4612-R	A1 3102-L-2820
T	C1TT 4578-A	1244-Q-797	T	C3TZ 4585-A	15X 849	T	C3TZ 4612-S	A1 3102-M-2509
T	C1TT 4579-A	3280-Z-2522	T	D7HZ 4585-A	15X 1330 S	H	C3TZ 4612-T	CA 22188 3
T	C3TZ 4579-A	3880-C-601	T	D8HZ 4585-A	15X 1337 S	H	C3TZ 4612-V	DA 30360 2A
T	C3TZ 4579-B	3880-E-603	T	E8HZ 4585-A	41X 1208 S	H	D2HZ 4612-AB	DA 34327 2
T	C3TZ 4579-C	3280-K-2195	T	C1TT 4586-A	1229-T-1450	H	D2HZ 4612-AC	CA 22232 1
T	C3TZ 4579-D	3280-Y-2495	T	C3TZ 4586-A	3897-M-949	H		DA 35575 A1
T	C3TZ 4579-E	3880-X-752	T	C3TZ 4586-E	3897-L-312	H		DA 35575 1A
T	C3TZ 4579-F	3280-T-2204	T	D8HZ 4586-A	1229-N-1730	H		DA 30360 1A
T	C3TZ 4579-G	3880-B-704	T	D8HZ 4586-B	1244-G-787 S	H	D2HZ 4612-AD	CA 22188 3
T	C3TZ 4579-M	3880-S-617	T	D8HZ 4586-C	1229-S-1605 S	H		DA 30356 3
T	C3TZ 4579-N	3880-V-750	E	EOHZ 4586-A	103532	H		DA 30233 3A
T	C7TZ 4579-A	3280-Q-2695	T	E8HZ 4586-A	1229-G-4063 S	H	D2HZ 4612-AE	CA 22188 25
T	D7HZ 4579-A	3280-F-7260 S	T	E8HZ 4586-B	1244-V-1764 S	H		CA 22188 24
T	D7HZ 4579-B	3280-G-7313 S	T	E9HZ 4586-A	1244-W-1765 S	H		DA 30356 24A
T	D7HZ 4579-C	3280-J-7264 S	T	C1TT 4587-A	1229-S-1449	H		DA 30233 24A
T	D7HZ 4579-D	3280-S-7273 S	T	C1TT 4588-A	1199-Y-1975	H		DA 30233 24
T	D8HZ 4579-A	3280-T-5688 S	T	C1TT 4588-B	1199-Y-1715	H	D2HZ 4612-AF	DA 30356 25A
T	D8HZ 4579-B	A 3280-Z-2444 S	E	C3TZ 4589-A	47653	H		DA 30233 25A
T		3280-Z-2444 S	E	C3TZ 4589-B	47654	H		DA 30233 25
T	D8HZ 4579-C	3280-L-6720 S	E	C4TZ 4589-A	58381	H	D2HZ 4612-AG	DA 30356 31A
T	E8HZ 4579-A	3297-E-1019 S	T	C1TT 4592-A	A 3855-X-154	H		DA 30233 31A
T	E9HZ 4579-A	3297-V-1010 S	T	C1TT 4593-A	2208-V-464	H		DA 30233 31
T	C1TT 4580-A	A 3892-D-1824	T	C1TZ 4593-A	2208-U-463	H	D2HZ 4612-AH	DA 35575 12A
E	D8HZ 4580-B	82430	T	D8HZ 4593-A	1229-B-2602 S	H	D2HZ 4612-AJ	DA 35575 3A
E	E1HZ 4580-A	102609	T	D8HZ 4593-B	1229-H-2686 S	H	D2HZ 4612-J	32271 11
E	E3HZ 4580-A	111448	E	D8HZ 4593-C	60817	H	D2HZ 4612-L	DX 34189 2
T	C1TT 4581-A	3280-P-2226	T	D8HZ 4593-D	1229-G-2763 S	H	D2HZ 4612-M	DX 34189 3
T	D8HZ 4581-A	1199-R-3346 S	E	C1TT 4595-A	43091	H	D2HZ 4612-N	DA 34332 12A
T	D8HZ 4581-B	A 2297-B-3408 S	T	C3TZ 4595-A	2847-X-492	H	D2HZ 4612-T	CA 22232 2
E	D8HZ 4581-C	81470	E	E3HZ 4596-A	38316	H		DA 30360 2
T	D8HZ 4581-D	A1 2297-A-3589	E	C1TT 4598-A	38030	H		DA 34332 2A
T	D8HZ 4581-E	KIT 1588	T	C3TA 4598-B	A3ES 24734 1	H	D4HZ 4612-A	45114 1
T	E3HZ 4581-A	A1 2297-B-4240	SG	D7VY 4602-A	7829160	H	D4HZ 4612-B	50395 2
E	EOHZ 4A581-A	107672	SG	EOTZ 4602-AH	7835722	H		45750 2
E	E1HZ 4A581-A	106368	SG	EOTZ 4602-AJ	7835723	H	D4HZ 4612-C	50395 3
T	E8HZ 4A581-A	A 3303-P-1004 S	SG	EOTZ 4602-AK	7835725	H		45750 13
T	E9HZ 4A581-A	A1 3303-P-1004 S	SG	EOTZ 4602-AL	7835726	H	D7HZ 4612-A	DA 32271 49
T	C1TT 4582-A	1244-X-726	SG	EOTZ 4602-AM	7835721	H	D7HZ 4612-B	32271 16
T	C1TT 4583-A	2203-E-2449	SG	EOTZ 4602-AN	7835724	H	D7HZ 4612-C	32271 7
T	C1TT 4583-B	2203-K-2455	E	C1TT 4603-A	34799	H	D7HZ 4612-D	32271 5
T	C1TT 4583-C	2203-R-2228	T	C2TZ 4612-A	A 3202-J-2714 X	H	D7HZ 4612-E	32271 2
T	C1TT 4583-D	2203-W-2233	T		A 3102-J-2714 X	H	D7HZ 4612-F	32271 92
T	C1TT 4583-E	2203-B-2238	T	C2TZ 4612-B	A 3201-G-2711 X	H		32271 36
T	C1TT 4583-F	2203-G-2243	T		A 3102-G-2711 X	H	D7HZ 4612-G	32271 18
T	C1TT 4583-G	2203-M-2249	H	C2TZ 4612-C	DA 30354 1A	H	D7HZ 4612-H	32271 10
T	C1TT 4583-H	2203-S-2255	H		DA 34338	H	D7HZ 4612-J	45499 14A
T	C1TT 4583-J	2203-X-2260	H		DA 32269 1A	H	D7HZ 4612-K	45315 7
T	C1TT 4583-K	2203-Y-2521	T	C3TZ 4612-D	A 3102-X-2832 X	H	D7HZ 4612-L	45315 8
T	C1TT 4583-L	2203-Z-2522	T	C3TZ 4612-E	A4 3102-J-2324	H	D8HZ 4612-A	45499 15A
T	C1TT 4583-M	2203-A-2523	T	C3TZ 4612-F	A 3102-E-2475	H	D8HZ 4612-D	32271 52

1980/ FORD TRUCK PARTS

FORD TO MANUFACTURERS' PART NUMBERS

C O D E	FORD PART NUMBER	VENDOR PART NUMBER	C O D E	FORD PART NUMBER	VENDOR PART NUMBER	C O D E	FORD PART NUMBER	VENDOR PART NUMBER
H	D8HZ	4612-G	32271	28	E	B9TT	4614-A	49850
H	D8HZ	4612-H	32271	45	E	B9TZ	4614-A	64599
H	D9HZ	4612-A	32271	8	E			68160
H	E3HZ	4612-A	32271	42	T	B9TZ	4614-B	A84 3226-B-80
H	E3HZ	4612-B	32271	53	T	B9TZ	4614-C	MPS 2117
H	E3HZ	4612-C	32271	62	T			MPS 1962
H	E3HZ	4612-D	32271	29	T	BB	4614	A 3226-Q-17
H	E3HZ	4612-E	32271	51	T	BB	4614-B	A1 3226-P-666
H	E3HZ	4612-F	32271	70	T			A16 3226-H-60
H	E3HZ	4612-G	32271	67	T	BB	4614-C	MPS 2260
H	E3HZ	4612-H	32271	90	T	C1TT	4614-A	A 3226-H-112
H	E3HZ	4612-J	32271	27	T	C1TT	4614-B	A 3226-X-128
H	E3HZ	4612-K	45499	19	T	C1TT	4614-C	A 3226-F-188
H	E3HZ	4612-L	32271	1	T	C1TT	4614-D	A 3226-Z-78
H	E3HZ	4612-M	32271	32	E	C1TZ	4614-A	52854
H	E3HZ	4612-N	32271	59	E	C1TZ	4614-B	64547
H	E4HZ	4612-A	47401	1	E			69345
H	E4HZ	4612-B	47401	2	T	C3TZ	4614-A	3266-Y-155
H	E4HZ	4612-C	47778	1	T	C3TZ	4614-B	A 3826-Q-225
H	E4HZ	4612-D	47778	2	T	C3TZ	4614-C	A 3826-N-222
H	E8HZ	4612-A	48573	4	T	C3TZ	4614-D	A 3226-K-115
H	E8HZ	4612-B	48573	5	T	C3TZ	4614-H	A 3826-T-228
H	E8HZ	4612-C	32271	25	T	C3TZ	4614-K	A 3226-M-117
H	E8HZ	4612-D	34072	20A	T	C3TZ	4614-L	3826-C-237
H	E8HZ	4612-E	45114	4A	T	C3TZ	4614-M	A 3226-Q-147
H	E9HZ	4612-A	45125	36	T	C5TZ	4614-A	A 3838-M-195
H	E9HZ	4612-B	48411	5	T	C5TZ	4614-B	A 3826-A-261
H	E9HZ	4612-C	49144	4	T	C6TZ	4614-A	A 3226-P-354
H	E9HZ	4612-D	48411	2	E	C8TZ	4614-A	67915
H	E9HZ	4612-E	34072	21A	E	C8TZ	4614-B	75110
H	E9HZ	4612-F	32271	75	E			67817
H	E9HZ	4612-G	32271	93	T	C8TZ	4614-C	A 3226-X-466
T	C2TZ	4613-A	A 2297-D-888		E	C8TZ	4614-D	80244
T	C3TZ	4613-A	A 2297-L-1052		E			79110
T	C3TZ	4613-B	A 2297-K-1051		E	D1TZ	4614-A	81737
T	C3TZ	4613-C	A 2297-J-1050		E	D3HZ	4614-A	75108
T	C3TZ	4613-D	A 2297-H-1048		T	D3TZ	4614-A	A 3226-K-583
T	7EQ	4614	A 3226-V-74		T	D5TZ	4614-A	A 3226-G-631
E	7EQH	4614	12943		T	D5TZ	4614-B	A 3226-N-664
E	81T	4614-M	10959		T	D5TZ	4614-C	MPS 2261
E	8Q	4614-A	32228		E	D6HZ	4614-A	79246
T	8TH	4614	A84 3226-B-80		T	D6TZ	4614-A	A 3226-E-655
T			A 3226-B-80		T	D7HZ	4614-A	A 3226-T-696 S
E	B4T	4614-A	31617		T	D8HZ	4614-A	A 3226-W-569 S
E	B6QH	4614-A	38596		T	D8HZ	4614-B	A 3226-U-723 S
E	B6QH	4614-B	35007		T	D9HZ	4614-A	A 3226-J-738
T	B6T	4614-A	A23 3226-Z-104		E	E0HZ	4614-A	107496
T			A 3226-Z-104		E	E0HZ	4614-B	104471
T			A 3226-J-686		T	E3HZ	4614-A	A 3226-Z-806
T	B6TZ	4614-A	MPS 2353		T	E4HZ	4614-A	A 3226-T-878
E	B8QH	4614-A	14220		T	E4HZ	4614-B	A 3226-L-896 S
T	B8QH	4614-B	A 3226-K-89		T	E5HZ	4614-A	A 3226-R-902 S
T	B8QH	4614-C	A 3838-Z-130		T	E6HZ	4614-A	023237 8
T	B8QH	4614-D	A 3838-Z-156		T	E6HZ	4614-B	023340 4
T	B8QH	4614-E	A 3838-R-174		T	E7HZ	4614-A	A 3226-Z-858 S
T	B8QH	4614-F	A 3838-Y-155		T	E7HZ	4614-B	A 3226-R-1058 S
E	B8QH	4614-G	27235		T	E7HZ	4614-C	A 3226-P-1056 S
E			62038		T	E7HZ	4614-D	A 3226-M-1053 S
T	E7HZ	4614-E			T	E7HZ	4614-E	A 3226-S-1059 S
T	E7HZ	4614-F			T	E7HZ	4614-F	A 3226-R-1006 S
T	E7HZ	4614-G			T	E7HZ	4614-G	A 3226-B-860 S
T	E7HZ	4614-H			T	E7HZ	4614-H	A 3226-U-1061 S
T	TCAA	4614-A			T	TCAA	4614-A	A 3226-M-91
T	TDA	4614-A			T	TDA	4614-A	A 3226-P-94
E	TEAA	4614-A			E	TEAA	4614-A	32514
E	TVAA	4614-A			E	TVAA	4614-A	35031
E	TWAA	4614-A			E	TWAA	4614-A	37924
E					E			30934
B	C3TZ	4615-A			B	C3TZ	4615-A	MU 1221 UM
T					T			1228-W-179
T	C3TZ	4615-B			T	C3TZ	4615-B	1828-L-38
B					B			MU 1218 TDM
B					B			MRY 1218 EM
T	C3TZ	4615-F			T	C3TZ	4615-F	1828-M-39
B					B			MU 1217 UMX
T	D7HZ	4615-A			T	D7HZ	4615-A	A1 1228-R-486 S
B	E0HZ	4615-A			B	E0HZ	4615-A	MU 1309 CX
B					B			MU 1309 CL
B					B			BU 1309 Z
E					E			78916
T	48	4616			T	48	4616	27820 D
B					B			27820 D
T	7EQ	4616			T	7EQ	4616	55443
B					B			55443
E	7EQH	4616			E	7EQH	4616	31810
T					T			098074 9
E					E			12495
E					E			12491
B					B			55437
B	8A	4616			B	8A	4616	2820
B					B			02820
S					S			550213
E	8Q	4616-A			E	8Q	4616-A	14377
E					E			32041
B					B			59412
T	8TH	4616			T	8TH	4616	53387
B					B			53387
E	B4T	4616-A			E	B4T	4616-A	32916
E					E			28409
B					B			49520
B	B4TJ	4616-A			B	B4TJ	4616-A	49576
B	B5A	4616-A			B	B5A	4616-A	HM 89410
B	B5A	4616-B			B	B5A	4616-B	HM 88510
T					T			HM 88510
S					S			550359
T	B6D	4616-A			T	B6D	4616-A	HM 803110
B					B			HM 803110
S					S			550361
B	B7A	4616-A			B	B7A	4616-A	M 88010
S					S			565922
B	B8QH	4616-A			B	B8QH	4616-A	72487
E					E			14217
E					E			14217
E					E			31989
T					T			72487
T	B8QH	4616-B			T	B8QH	4616-B	HM 715311

1980/
FORD TRUCK PARTS

FORD TO MANUFACTURERS' PART NUMBERS

C O D E	FORD		C O D E	FORD		C O D E	FORD		
	PART NUMBER	VENDOR PART NUMBER		PART NUMBER	VENDOR PART NUMBER		PART NUMBER	VENDOR PART NUMBER	
B		H 715311	B		49576	B	C6TZ	4621-B	M 86647
T		1228-S-591	B	B5A	4621-A	S			550458
E	B8QH	4616-C	B	B5A	4621-B	T	C8TZ	4621-A	M 804049
E		35502	T		HM 88542	B			M 804049
B		35502	S		HM 88542	E	D2HZ	4621-A	85439
S		HM 807010	B	B7A	4621-A	B	D5TZ	4621-A	HM 803149
E	B8QH	4616-D	S		550358	S			565986
B		550400	B	B8QH	4621-A	T	D7HZ	4621-A	098289 0
E		31474	T		72212	B			HM 804846
B		78551	E		14228	B	D8HZ	4621-B	72201 C
T		27238	E		14218	B	E0HZ	4621-A	72225 C
E		78551	E		31991	B	E2HZ	4621-A	HM 807049
T	B9TT	4616-A	E		HM 715345	E			110846
E		49849	T	B8QH	4621-B	B	E7HZ	4621-A	55206 C
B		HM 903210	B		H 715345	T	E7HZ	4621-B	1228-Z-650 S
B	B9TZ	4616-A	T	B8QH	4621-C	B	E7HZ	4621-C	9278
T	BB	4616-A	B		HM 807046	T			1228-V-594
B		44348	S		566024	B	E7HZ	4621-D	78225 C
T		44348	B	B8QH	4621-D	B	TBAA	4621-A	HM 89443
E	BB	4616-B	T		72200	T			HM 89443
E		53375	E	B8QH	4621-E	T	TCAA	4621-A	27875
B		10776	B		31473	B			27875
S		22119	E		78215	T	TDAA	4621-A	44143
T	C0DW	4616-A	T		27239	B			44143
B		M 86610	B	B8TZ	4621-A	E	TVAA	4621-A	34190
S		550459	E		78215	B			34189
T	C3TZ	4616-H	T		72200 C	B			53177
B		66462	B	B8TZ	4621-B	E	TWAA	4621-A	33701
T		66462	E		45460	E			33699
B	C8TZ	4616-A	B	B8TZ	4621-C	B			55175 C
B		M 804010	B	B8TZ	4621-C	E	C1TT	4623-A	32834
B	D2HZ	4616-A	T	B9TT	4621-A	B	18	4625-A	R 1304 BF
E		JH 307710	B		HM 807044	T	61	4625	1228-N-66
E	E2HZ	4616-A	T	B9TT	4621-B	F	7EQ	4625-A	10646
B		85424	E		HM 807044	E			13276
B		98388	B	B9TZ	4621-A	B			MU 1306 UM
B		JH 511910	T		HM 903249	B			MU 1306 TDM
T	E7HZ	4616-A	E		49848	B			MRY 1306 EM
E		9220	B	B9TZ	4621-A	T			1228-Z-52
T		1228-U-593	B		HM 903247 A	S	7EQH	4625	GGAMD100
E	TBAA	4616-A	B		HM 903247	E			15828
B		HM 89443	T	BB	4621-A	B			15828
T		HM 89410	B		44156	B			UY 1307 TM
T	TCAA	4616-A	T	BB	4621-B	B			MUS 1307 TM
B		27820	E		53176	E	81T	4625-MA	13224
T		27820	E		10775	B			MU 1305 EM
T	B8A	4617-B	E		22118	T			1228-C-55
T	48	4621-B	B		53176 C	B	8Y	4625	M 1205 EL
B		27880	B		53176	E	B6QH	4625-A	37664
T	7EQ	4621	B		M 86649	B			MUB 5206 UM
B		55187	S	C0DW	4621-A	T	B7A	4625-A	1228-R-252
E		55187 C	T		550754	B	B8QH	4625-A	MUB 5206 UM
T	7EQH	4621	B	C1TT	4621-A	E			14169
B		31811	B		H 715334	B	B8QH	4625-B	MRYT 1309 EM
B		55200	T		1228-T-592	T			MYRT 1308 EM
S		02876	T	C1TT	4621-C	E			MUS 1309 TM
E		02872	B	C1TZ	4621-A	B			21639
E	8Q	4621-A	B		72188 C	S			MJAMD100
B		14378	T		72188				
B		32042	B		72188				
T	A8TZ	4621-A	B	C3TZ	4621-A				
T		59175	T		641				
E		098076 5	T	C3TZ	4621-H				
B		55200 C	B		66225				
E		12496	T	C5TZ	4621-A				
B		55200 C	B		HM 804843				
T	A8TZ	4621-B	B		HM 804843				
E	B4T	4621-A	T	C6TZ	4621-A				
E		32915	T		HM 313843				
E		35932	B		HM 813843				
					HM 813843				

**1980/
FORD TRUCK PARTS**

CROSS REFERENCE LIST 279

FORD TO MANUFACTURERS' PART NUMBERS

C O D E	FORD PART NUMBER	VENDOR PART NUMBER	C O D E	FORD PART NUMBER	VENDOR PART NUMBER	C O D E	FORD PART NUMBER	VENDOR PART NUMBER
B		UY 1308 TM	T	C1TZ 4627-B	1229-G-1333	B		65237
B		MUS 1308 TM	T		1229-U-1113	T	A8TZ 4630-A	55176 C
E	B8QH 4625-C	27611	T	C6TZ 4627-A	1229-V-1010	B		55176 C
B		MU 1309 TM	T		003204 2	E	B4T 4630-A	31620
B		MRY 1309	T		1229-A-1301	E		32551
B	BB 4625-B	RS 5305 W	T	D1TZ 4627-A	1229-J-2090	B		5583
T		1228-T-46	T	D2HZ 4627-A	1229-Z-1118	B	B5A 4630-A	HM 89449
B	C1TT 4625-B	U 1206 TM18	E	D8HZ 4627-A	78907	T	B5D 4630-A	HM 803146
B		UM 1305 B108	S	8A 4628	550233	B		HM 803146
B		UM 1305 B107	B		31520	S		550360
B		MUB 1305 TDM	B	8L 4628	3820	T	B6T 4630-A	53162
B		BCAMUB 1305	S		550216	B		53162
T		1228-H-268	B	8Q 4628	23125	B	C0DW 4630-A	HM 88649
B	C1TZ 4625-A	MU 1306 TDM	B		65500	N		79783
B	C2AZ 4625-B	R 1535 TAV	T	8Q 4628-A	65500	S		620409
B		1119	E		32035	S		550456
B	C2OZ 4625-B	R 1558 TAV	E		23125	B	C1DW 4630-A	HM 89446
B	C3TZ 4625-A	MUB 1309 TM	T	B4T 4628-A	5535	B	C1DZ 4630-A	HM 89446 A
T		1228-B-262	E		31621	T	C1TT 4630-A	HM 813844
B	C3TZ 4625-B	MU 1305 TDM	E		32515	B		HM 813844
B		MRY 1305 EM	B		5535	T	C1TT 4630-B	H 715343
B	C6AZ 4625-A	M 5204 TV	E		13621	B		H 715343
B	C6TZ 4625-A	U 1570	B	C0DW 4628-A	HM 88610	T	C1TT 4630-C	HM 807040
B		RU 1570 TM	N		79784	B		HM 807040
T		1228-L-298	S		550457	S		550399
B	D8HZ 4625-A	RU 1570 UM	T	C1TT 4628-A	HM 813810	T	C5TZ 4630-A	HM 813842
T		098006 4	B		HM 813810	B		HM 813842
T		1228-F-552 S	T		1228-X-648	B	C6AZ 4630-A	HM 89444
T	D8HZ 4625-B	1228-X-154	T	C7AZ 4628-A	098034 0	T		HM 89444
T	D9HZ 4625-A	1228-A-261	B		M 802011	T	C7AZ 4630-A	098052 8
S	E0HZ 4625-A	GGAHD100 1	S		565999	B		M 802048
B		UY 1307 TM	T	D1TZ 4628-A	31521	S		566000
S	E0HZ 4625-B	MJAHD100 1	S	E3TZ 4628-A	565922 3	T	D2TZ 4630-A	HM 903244
B		UY 1308 TM	S		565922 2	B	D9BZ 4630-A	HM 88648
T	E6HZ 4625-A	098341 1	S		565922 1	B		HM 88648
E	E6HZ 4625-B	119858	S		565922	S	E3TZ 4630-A	565923 3
T	E7HZ 4625-A	1228-H-580 S	T	TBAA 4628-A	098084 6	S		565923 2
T	E7HZ 4625-B	1228-E-1045 S	T		HM 804810	S		565923 1
T		1228-D-1044 S	B		HM 804810	S		565923
T	E7HZ 4625-C	A1 1228-L-1000 S	T	TDAA 4628-A	M 903310	T	TDAA 4630-A	M 903345
T		1228-B-1042 S	B		M 903310	B		M 903245
T	E7HZ 4625-D	1228-C-575 S	T	TBAA 4629-A	HM 804840	E	B 4634	10798
T	E8HZ 4625-A	1228-T-566	B		HM 804840	T		1227-M-117
T	E9HZ 4625-A	A 1228-P-1004 S	T	7EQ 4630	55176	T	B4TZ 4635-E	CP72 N9
B	TCAA 4625-A	MRY 1205 EM	B		55176	S	B5TZ 4635-A	5178 X
T		1228-K-193	T	8A 4630	31597	T	B8QH 4635-A	CP82 N12
B	TVAA 4625-B	MUB 5205 UM	B		31597	T	B8QH 4635-B	CP82 N13
E		38610	B	8L 4630	3877	S	C1TZ 4635-A	5263 X
B	61 4626-B	RB 12052 F	S		550167	S		5188
T	BB 4626-D	1221-C-29	S	8M 4630	31594	S		210392 X
B		RB 53052 F	S		31593	S	C3AZ 4635-G	51203
T	7EQ 4627	1229-V-334	F		710787	S	C3AZ 4635-H	51204
T	B5TZ 4627-A	1229-Y-1299	S		550246	S		5409 X
T	B7AZ 4627-A	1229-G-1593	B		31594	S	C3UZ 4635-B	5105 X
T	BB 4627	1229-Z-338	B		31593	S	C4SZ 4635-B	5229 X
E	C0TT 4627-C	35708	T	8Q 4630	65237	S		210625 X
T	C1TT 4627-A	1199-Z-1430	E	8Q 4630-A	32232	S	C4TZ 4635-A	5201 X
T	C1TT 4627-C	1229-W-1167	E		32229	S	C5TZ 4635-F	210627 X

July, 1989

COPYRIGHT © 1989 — FORD MOTOR COMPANY — DEARBORN, MICHIGAN

New Issue

**1980/
FORD TRUCK PARTS**

FORD TO MANUFACTURERS' PART NUMBERS

C O D E	FORD PART NUMBER	VENDOR PART NUMBER	C O D E	FORD PART NUMBER	VENDOR PART NUMBER	C O D E	FORD PART NUMBER	VENDOR PART NUMBER			
T	C5TZ	4635-G	CP141N	S	D3HZ	4647-A	37-39	T	C3TZ	4668-A	1229-L-1624
S	C6TZ	4635-F	5177 X	T	7EQ	4662-A	2203-K-453	T	D3TZ	4668-A	1229-J-1882
S	C6TZ	4635-G	5116 X	T			027290 6	T	D9HZ	4668-A	1229-K-1623 S
S	C6TZ	4635-J	5165 X	T	7EQ	4662-B	2203-J-452	T	B7A	4669-A	2297-G-865
S	C6TZ	4635-K	5177 X	T	7EQ	4662-C	2203-H-450	S	8M	4670	30180
S	C6TZ	4635-L	5116 X	T			027288 4	S	B5D	4670-A	30273
S	C7TZ	4635-A	5226 X	E	7EQH	4662	12492	T	B7A	4670-A	1199-H-1906
S	C9TZ	4635-A	5273 X	T	8TH	4662-A	2203-W-465	S	C0TT	4670-A	30764
S	C9TZ	4635-B	5278 X	T	8TH	4662-B	2203-X-466	S	C4TZ	4670-A	30982
S	D1HZ	4635-A	5124 X	T	8TH	4662-C	2203-Y-467	S	C6TZ	4670-A	13575 S
S			210894 Y	E	B4Q	4662-A	30533	S			13575
S	D2HZ	4635-A	5281 X	T	B6T	4662-A	2203-P-1264	S	C6TZ	4670-B	30765
T	D3HZ	4635-A	CP72 N69	T	B7A	4662-A	2203-W-2779	S	C6TZ	4670-C	32349
T	D3HZ	4635-B	C72 N71	E	B8QH	4662-A	27613	S	C6TZ	4670-D	34643
T	D3HZ	4635-C	CP82 N59	T	BB	4662	5X 424	S	C7TZ	4670-A	31972
T	D3HZ	4635-D	CP82N HB	T			5X 155	S	C8TZ	4670-A	34849
T			CP82 N60	E			10767	S	D5TZ	4670-A	30889
S	D3TZ	4635-A	5279 X	E	C4TZ	4662-A	30389	S	EOHZ	4670-A	GGAHS104 1
S	D3TZ	4635-B	5280 X	T	D3HZ	4662-A	KIT 7170	S			GGAHS104 061
S	D8HZ	4635-A	53081 X	T			2203-X-2728	S	EOHZ	4670-B	GGAHS104 2
S	D8TZ	4635-A	5411 X	T	D3HZ	4662-B	KIT 7171	S			GGAHS104 064
S	D9HZ	4635-A	5275 X	T			2203-Y-2729	S	EOHZ	4670-C	GGAHS104 3
S			5155 X	T	D3HZ	4662-C	KIT 7172	S			GGAHS104 067
S	D9HZ	4635-B	5407 X	T			2203-Z-2730	S	EOHZ	4670-D	GGAHS104 4
SG	D9OZ	4635-A	7833892	T	E7HZ	4662-A	2203-K-8487 S	S			GGAHS104 070
S	E3TZ	4635-A	5315 X	T	E7HZ	4662-B	2203-L-8488 S	S	EOHZ	4670-E	GGAHS104 5
S	E3TZ	4635-B	X 5443 X	T	E7HZ	4662-C	2203-M-8489 S	S			GGAHS104 073
S	E7HZ	4635-A	5 515X	T	E7HZ	4662-D	2203-C-8791 S	S	EOHZ	4670-F	GGAHS104 6
S	E7HZ	4635-B	5 438X	T	E7HZ	4662-E	2203-W-9175 S	S			GGAHS104 076
E	O1T	4636-M	21389	T	E7HZ	4662-F	2203-X-9176 S	S	EOHZ	4670-G	MJAHS103 061
T	O1Y	4636	1229-K-843	T	E7HZ	4662-G	2203-Y-9177 S	S			MJAHS103 1
T	B	4636-A	1229-H-528	T	E7HZ	4662-H	2203-Z-9178 S	S	EOHZ	4670-H	MJAHS103 064
E			10799	T	E7HZ	4662-J	2203-G-8223 S	S			MJAHS103 2
T	O1Y	4637	1229-J-842	T	E7HZ	4662-K	2203-H-8224 S	S	EOHZ	4670-J	MJAHS103 067
T	2Q	4637	1229-E-1331	T	E7HZ	4662-L	2203-J-8226 S	S			MJAHS103 3
T	2Q	4637-A	009408 0	T	E7HZ	4662-M	2203-G-8509 S	S	EOHZ	4670-K	MJAHS103 070
T	7EQ	4637	1229-N-1028	T	E7HZ	4662-N	2203-D-9052 S	S			MJAHS103 4
E			23991	T	E7HZ	4662-P	2203-E-9053 S	S	EOHZ	4670-L	MJAHS103 073
E	7EQH	4637	4327	T	E7HZ	4662-R	2203-F-9054 S	S			MJAHS103 5
E	8Q	4637-A	14354	T	E7HZ	4662-S	2203-S-9171 S	S	EOHZ	4670-M	MJAHS103 076
S	B5QH	4637-A	230129	T	E7HZ	4662-T	2203-Q-9169	S			MJAHS103 6
S	B5T	4637-A	230123	T	E7HZ	4662-V	2203-R-9170	S	EOHZ	4670-N	GGAHS104 9
T	C1TT	4637-A	1229-E-1071	T	E9HZ	4662-A	2203-V-8810 S	S			GGAHS104 052
E	C6TZ	4637-A	56864	T	TDAA	4662-A	2203-T-1502	S	EOHZ	4670-P	GGAHS104 10
T	C8TZ	4637-A	1229-K-2143	T	TDAA	4662-B	2203-U-1503	S			GGAHS104 055
E	D2HZ	4637-A	85404	T	TBAA	4663-A	2203-E-1435	S	EOHZ	4670-R	GGAHS104 11
S	D3HZ	4637-A	230123 6	T	TBAA	4663-B	2203-D-1434	S			GGAHS104 058
S	D6HZ	4637-A	230123 8	T	TBAA	4663-C	2203-C-1433	S	EOHZ	4670-S	GGAHS104 7
T	D7HZ	4637-A	1229-A-2653 S	E	7EQH	4666-A	13893	S			GGAHS104 079
T	D7HZ	4637-B	1229-T-2698 S	E	8T	4667	12094	S	EOHZ	4670-T	GGAHS104 8
S	D8HZ	4637-A	230123 7	E			12904	S			GGAHS104 082
T	D8HZ	4637-B	1229-E-2657 S	E	B8QH	4667-A	31366	S	EOHZ	4670-V	MJAHS103 052
T	D8HZ	4637-C	1229-T-1736 S	T	BB	4667	1229-J-530	S			MJAHS103 9
E	D8HZ	4637-D	79699	T	D8HZ	4667-A	1229-F-2658 S	S	EOHZ	4670-W	MJAHS103 10
T	E1HZ	4637-A	1229-F-2918	E	D8HZ	4667-B	78904	S			MJAHS103 055
T	TBAA	4637-A	1229-Q-1395	T	D9HZ	4667-A	1229-B-1562	S	EOHZ	4670-X	MJAHS103 11
T	TCAA	4637-A	1229-S-1397	S	E8TZ	4667-A	42430	S			MJAHS103 058
B	B	4645-A	J35 1957	T	O1Y	4668	1244-A-261	S	EOHZ	4670-Y	MJAHS103 079

**1980/
FORD TRUCK PARTS**

CROSS REFERENCE LIST 281

FORD TO MANUFACTURERS' PART NUMBERS

C O D E	FORD PART NUMBER	VENDOR PART NUMBER	C O D E	FORD PART NUMBER	VENDOR PART NUMBER	C O D E	FORD PART NUMBER	VENDOR PART NUMBER
S	E0HZ 4670-Z	MJAHS103 7	T	TDAA 4674-A	A 3266-V-126	T	D5HZ 4676-A	A 1205-B-1198
S	E1UZ 4670-A	MJAHS103 082	E	TVAA 4674-A	13211	E	D5HZ 4676-B	935735
S	E8UZ 4670-A	MJAHS103 8	E	8T 4675	12650	T	D5TZ 4676-A	A 1805-S-71
S	E0HZ 4A670-A	39238	E	C1TT 4675-A	14952	T	D6TZ 4676-A	A 1205-S-1527
S	8M 4671	42737	T	C1TT 4675-B	3266-K-89	S	D6TZ 4676-B	38426
S	8M 4672-A	MJAHH102	T	C1TT 4675-C	A 3266-H-86	S	D6TZ 4676-C	38427
S	8M 4672-B	30188	T	D8HZ 4675-A	3262-H-112 S	T	D7HZ 4676-A	A 1205-J-1544 S
S	8M 4672-C	30207 1	T	E8HZ 4675-A	3266-C-1095 S	T	D7HZ 4676-B	A1 1805-S-149 S
S	8M 4672-D	S 638	E	TVAA 4675-A	13212	S	D7TZ 4676-A	38715
S	8M 4672-E	30207 2	E	O1T 4676-A	29144	T	D8HZ 4676-A	A 1205-B-1328 S
S	8M 4672-F	S 6381	T		A 1205-K-714	S	E0HZ 4676-A	MJAKS100 X
S	8M 4672-G	20451 X	T		A 1205-K-167	S	E0HZ 4676-B	070HH114
S	8M 4672-H	30207 3	T	O1Y 4676	A 1205-D-368	CR		542390
S	8M 4672-I	S 6382	T	7EQ 4676	A 1205-U-515	S		MJAHH101
S	8M 4672-J	20452 X	E	7EQH 4676	19234	S	E0TZ 4676-A	39439
S	8M 4672-K	30207 4	S	8M 4676	14223	T	E1HZ 4676-A	A 1205-U-1685
S	8M 4672-L	S 6383	T	8T 4676-A	A 1205-F-698	S	E1TZ 4676-A	39118
B	AA 4672	439	T	8T 4676-B	A 1205-K-635	E	E3HZ 4676-A	119427
S	B5D 4672-A	30272 1	CR		22425	E	E3HZ 4676-B	119429
S	B5D 4672-B	30272 2	E	B4T 4676-A	19535	E	E3HZ 4676-C	119431
S	B5D 4672-C	30272 3	S	B5D 4676-A	30277	E	E3HZ 4676-D	119458
S	B5D 4672-D	30272 4	S	B5TZ 4676-A	32955 1	T	E3HZ 4676-E	A 1205-J-1934 S
S	C6TZ 4672-A	32692 1	CR		18887	S	E3TZ 4676-B	40554 1
S	C6TZ 4672-B	32692 2	T	B8A 4676-B	A 1205-P-770	S		40554
S	C6TZ 4672-C	32692 3	CR		18264	T	E4HZ 4676-A	A 1205-Y-1897 S
S	C6TZ 4672-D	32692 4	T	B8QH 4676-A	A 1805-S-149	T	E4HZ 4676-B	A 1205-Q-1915
S	C6TZ 4672-E	31402 1	E	B8QH 4676-B	45816	S	E4TZ 4676-A	40793
S	C6TZ 4672-F	31402 2	E	B8TZ 4676-B	63910	T	E5HZ 4676-A	A 1205-P-1914 S
S	C6TZ 4672-G	31402 3	CR		540746	T	E5HZ 4676-B	A 1205-D-1928 S
S	C6TZ 4672-H	31402 4	T	B9TT 4676-A	A 1205-G-757	T	E5HZ 4676-C	A 1205-E-1929 S
T	O1T 4674	A 3266-N-66	CR		21234	S	E5TZ 4676-C	39439 2
E	O1T 4674-M	29147	E	B9TZ 4676-A	65055	T	E6HZ 4676-A	104059 6
T	O1Y 4674	A 3266-H-60	NS		475368 R	T	E6HZ 4676-B	104060 0
T	7EQ 4674	A 3266-E-83	T	C1TT 4676-A	A 1805-B-80	E	E6HZ 4676-C	935830
E	7EQH 4674	12485	CR		522941	S	E6HZ 4676-D	070HH139
E		12944	NS		435009 R	T	E7HZ 4676-A	A 1205-U-1945 S
E	8Q 4674-A	28854	E	C1TZ 4676-A	64551	S	E7UZ 4676-A	42449
E	8T 4674-A	12660	T	C3TZ 4676-A	A 1805-F-162	S	E8TZ 4676-A	42427
E		55549	T	C3TZ 4676-B	A 1805-S-149	S	E99Z 4676-A	41455 1
T	8TH 4674	A 3266-Z-104	T	C3TZ 4676-C	1205-Y-727	S	E9TZ 4676-A	43504
E	B4T 4674-A	35925	E	C4TZ 4676-A	19537	CR	O1T 4676-A	13738
E	B6QH 4674-A	38598	S	C6TZ 4676-A	34027	T	TBAA 4676-A	A 1205-F-682
E	B6QH 4674-B	35019	S		35723	T	TCAA 4676-A	A 1205-G-683
E	B8QH 4674-B	39922	NS		5778 R54	T		A 3366-V-126
E	B9TT 4674-A	14951	S	C6TZ 4676-B	34022	CR		21213
E	B9TZ 4674-A	64601	S		35724	E	TVAA 4676-A	19195
E	C1TZ 4674-A	64549	CR		543779	T	D8HZ 4A676-A	KIT 239
T	C3TZ 4674-A	A 3266-D-160	E	C8TZ 4676-A	64656	S	E6TZ 4684-A	231746
T	C3TZ 4674-F	1205-Z-728	T	C8TZ 4676-B	A 1205-X-960	S	C1TT 4706-A	386-139
E	C4TZ 4674-A	27252	T		1205-X-960	T	B8QH 4710-A	82N 02
E	C8HZ 4674-A	90623	NS		470574 RBR	S	C1TT 4710-A	314-59
E	C8TZ 4674-A	67919	E	C9TZ 4676-A	79470	S	C6TZ 4710-D	514-39
T	C8TZ 4674-B	A2 3266-J-88	S	D0TZ 4676-A	35725	S	C6TZ 4710-E	614-29
T	C8TZ 4674-C	A 3266-H-86	E	D1TZ 4676-B	74065	S	C6TZ 4710-F	414-19
T	D3TZ 4674-A	A 3266-G-501	NS	D4AZ 4676-A	K 9502 BJ	S	C7TZ 4710-A	61/214-19
T	D8HZ 4674-A	A 3266-K-89 S	E	D4HZ 4676-A	119459	S	D1HZ 4710-A	414-79
E	E3HZ 4674-A	119432	E	D4TZ 4676-A	81480	S	D1HZ 4710-B	614-39
T	TCAA 4674-A	A 3266-U-125	E	D4TZ 4676-B	81673	T	D3HZ 4710-A	DCD 50 2

July, 1989

COPYRIGHT © 1989 — FORD MOTOR COMPANY — DEARBORN, MICHIGAN

New Issue

**1980/
FORD TRUCK PARTS**

FORD TO MANUFACTURERS' PART NUMBERS

C O D E	FORD		C O D E	FORD		C O D E	FORD					
	PART NUMBER	VENDOR PART NUMBER		PART NUMBER	VENDOR PART NUMBER		PART NUMBER	VENDOR PART NUMBER				
T	D4HZ	4710-A	DCD	40 1	T	D7HZ	4739-B	3891-J-842 S	S	D9TZ	4782-A	283-138 X
S	D7TZ	4710-A		231218	T	D7HZ	4739-C	3891-E-1045 S	S	E0WY	4782-A	283-148 X
S	D8TZ	4710-A		211121 X	T	D8HZ	4739-A	3892-P-4228 S	S	E3TZ	4782-A	283198 X
S	D9HZ	4710-A		414-69	T	D8HZ	4739-B	3892-Z-4368 S	SG	C8SZ	4784-A	7809057
S	D9HZ	4710-B		6.386-18	F	USE	A4740	19600	S	C9TZ	4784-A	226-367
S	E1HZ	4710-A		514-29	F			19553	S	D9TZ	4784-A	226-407
S	E1HZ	4710-B		586-68	F			19671	S	E0WY	4784-A	226-417
S	E3TZ	4710-A		211256 X	F			19670	S	E3TZ	4784-A	226457
E	C1TT	4727-A		32831	T	C1TT	4742-A	16X 73	SG	D7VY	4790-A	7828953
E	D8HZ	4727-A		81896	T	C1TT	4742-B	16X 210	S	D94T	4790-A	286-278
E	C1TT	4729-A		45483	T	C1TT	4742-C	16X 208	T	C1TT	4791-A	2847-Z-312
H	C6TZ	4730-A		DE 26724 2	T	C5TZ	4742-A	16X 211	S	D94Y	4791-A	230933
H	C6TZ	4730-B		DE 26724 1	T	C1TT	4743-A	3892-Q-1811	S	D4TZ	4800-A	211036 2X
H	C6TZ	4730-D		DE 26724 4	T	C1TT	4743-C	3892-E-1513	S	D4TZ	4800-C	211037 1X
H	C6TZ	4730-E		DE 26724 3	T	C1TT	4743-D	3892-D-1512	S	D4TZ	4800-E	210084 2X
H	C6TZ	4730-F		DE 26724 6	T	C1TT	4743-E	3892-A-1821	S	D4TZ	4800-G	210121 1X
H	C6TZ	4730-G		DE 26724 5	T	C1TT	4743-F	3892-L-1624	S	D4TZ	4800-J	210661 1X
H	E3HZ	4730-A		47511 2	T	C1TT	4743-G	3892-G-1827	S	D5TZ	4800-A	211083 X
H	E3HZ	4730-B		47511 5	T	C1TT	4743-H	3892-H-1828	S	D5UZ	4800-A	211077 X
H	E3HZ	4730-C		47511 4	T	C1TT	4743-J	3892-J-1830	S	D7TZ	4800-A	211116 X
H	E3HZ	4730-D		47511 3	T	C1TT	4743-K	3892-B-1666	S	D8HZ	4800-A	210748 1X
H	E3HZ	4730-E		47511 6	T	C1TT	4743-L	3892-D-784	S	D8TZ	4800-A	211139 X
H	E9HZ	4730-A		47511 9	T	C1TT	4743-M	3892-L-1910	S	D9HZ	4800-A	211172 X
T	C5TZ	4737-B		2410	T	C1TT	4743-N	3892-V-1946	S	D9TZ	4800-A	211187 X
T	C1TT	4739-A		3891-Z-1066	T	C1TT	4743-R	3892-K-1909	S	E4TZ	4800-A	211359 X
T	C1TT	4739-B		3891-T-1112	T	C3TZ	4743-A	3892-R-1552	S	E6TZ	4800-A	211431 X
T	C1TT	4739-D		3891-K-917	T	C3TZ	4743-B	3892-Q-1551	S	C1TT	4805-A	230166
T	C1TT	4739-E		3891-J-1128	T	C3TZ	4743-C	3892-S-1553	S	C8TZ	4805-A	230746
T	C1TT	4739-F		3891-G-1047	T	C3TZ	4743-D	3892-H-1490	S	D4HZ	4805-A	231004
T	C1TT	4739-G		3891-K-1129	T	C3TZ	4743-E	3892-J-1492	S	D4HZ	4805-B	231000
T	C1TT	4739-H		3891-L-1130	T	C3TZ	4743-F	3892-W-1817	S	C0TZ	4808-B	230981
T	C1TT	4739-J		3891-M-1131	T	C3TZ	4743-G	3892-H-1438	S	C1TT	4808-A	230164
T	C1TT	4739-K		3891-W-1037	T	C3TZ	4743-H	3892-T-1346	S	C1TZ	4808-A	230549
T	C1TT	4739-L		3891-N-586	T	C3TZ	4743-K	3892-D-1928	S	C8TZ	4808-A	230750
T	C1TT	4739-M		3892-C-1823	T	C5TZ	4743-A	3892-T-1966	S	C9TZ	4808-A	210773 X
T				A 3892-Q-2071	T	C5TZ	4743-B	3892-R-1942	CR	B8QH	4813-A	27292
T	C1TT	4739-N		3891-S-1215	T	C5TZ	4743-C	3892-X-1922	CR	B9TT	4813-A	21098
T	C1TT	4739-R		3891-G-1255	T	C5TZ	4743-D	3892-D-1746	CR	C1TT	4813-C	21210
T	C1TT	4739-S		3891-A-1223	T	C1TT	4744-A	3892-F-1514	S	C3TZ	4813-A	604635
T	C3TZ	4739-A		3892-D-1252	T	C1TT	4744-B	3892-P-1576	CR	D2HZ	4813-A	526498
T	C3TZ	4739-B		3891-Q-953	T	C1TT	4744-C	3892-N-1158	CR	D2HZ	4813-B	526496
T	C3TZ	4739-C		3891-P-952	T	C1TT	4744-D	3892-N-1912	N	D2TZ	4813-A	96688
T	C3TZ	4739-D		3891-N-950	T	C1TT	4745-A	3891-K-1077	W			T 18-110
T	C3TZ	4739-E		3891-Z-1118	T	C1TT	4745-B	3891-B-1068	S			474631
T	C3TZ	4739-F		3891-K-843	T	C5TZ	4745-A	3891-G-1073	F			237983
T	C3TZ	4739-G		3891-M-793	T	C1TT	4746-A	3891-K-921	CR			526497
T	C3TZ	4739-H		3891-D-1122	T	C1TT	4746-B	3891-P-978	S	D2TZ	4813-B	634631
T	C3TZ	4739-J		3891-B-1120	T	C1TT	4746-C	3891-M-871	F			3316216
T	C3TZ	4739-M		3891-P-796	T	C1TT	4746-D	3891-D-1226	CR			541849
T	C3TZ	4739-N		3891-Q-797	T	C1TT	4748-A	35265	CR			526499
T	C3TZ	4739-P		3892-W-1505	E			35265	F			241706
T	C3TZ	4739-R		3891-L-1234	E			35261	S	E6TZ	4L817-A	231781
T	C3TZ	4739-S		3892-P-2044	E	D5HZ	4749-A	32828	S			231781
T	C5TZ	4739-A		3891-E-1279	E	D8HZ	4749-A	78933	S	E6TZ	4M817-A	230123 12
T	C5TZ	4739-B		3891-X-1246	S	C9TZ	4782-A	210782 X	S			230123 12
T	C5TZ	4739-C		3891-G-1229	S	D2TZ	4782-A	283-98 X	S	B5T	4818-A	315-33
T	C5TZ	4739-D		3891-U-1087	SG	D7VY	4782-A	7829639	S	B5T	4819-A	210115 X
T	D7HZ	4739-A		3891-F-1124 S	S	D94Y	4782-A	283-128 X	T	B8QH	4819-C	82N 12

1980/ FORD TRUCK PARTS

CROSS REFERENCE LIST 283

FORD TO MANUFACTURERS' PART NUMBERS

C O D E	FORD PART NUMBER	VENDOR PART NUMBER	C O D E	FORD PART NUMBER	VENDOR PART NUMBER	C O D E	FORD PART NUMBER	VENDOR PART NUMBER
S	C9HZ 4A819-A	2074-11	S	C9TZ 4841-A	23-5821 X	S	E3TZ 4841-B	282-1541
S	D8HZ 4A819-A	247421	S	D0HZ 4841-A	63-1481 X	S	E4TZ 4841-A	238961
S	E8HZ 4A819-A	231502	S	D1HZ 4841-B	63-2611 X	S		238951
T	B4Q 4820-A	210 04	S	D1HZ 4841-C	63-2551 X	S	E4TZ 4841-D	239491 X
S	B9T 4820-A	216-123	S	D1HZ 4841-D	63-2741 X	S	E4TZ 4841-F	23 8111 X
S	D2TZ 4820-A	216-263	S	D1TZ 4841-A	33-1641 X	S	E6TZ 4841-B	2310071 X
S	B9TT 4826-A	230147 3	S	D2HZ 4841-A	61/23-1371 X	S	E6TZ 4841-C	2310161 X
S	C1TT 4826-A	230167	S		6.5-3-1371 X	S	E6TZ 4841-G	238431 X
S	C8TZ 4826-A	230749 1	S	D2HZ 4841-B	63-2691 X	S	E7TZ 4841-A	2310201 X
S	C9TZ 4826-A	230119 3	S	D2HZ 4841-C	61/23-1491 X	S	E7TZ 4841-C	2310411 X
S	D0TZ 4826-A	230983 1	S		6.5-3-1491 X	S	E9HZ 4841-A	6.5-3-1471 X
S	D3TZ 4826-A	230119 4	S	D2UZ 4841-A	23-6591 X	S	O1Y 4841	23-128 X
S	D3TZ 4831-B	231078	T	D3HZ 4841-A	72NLS 32 20	S	TDAA 4841-A	33-758 X
S	D3TZ 4831-C	231096	S	D3TZ 4841-C	23-6041 X	S	TVAA 4841-A	33-508 X
S	C1TT 4835-A	230209	S	D3TZ 4841-D	23-6661 X	T	2Q 4851-C	A 3897-S-695
T	7EQ 4839	A 3280-R-1682	S	D3TZ 4841-F	33-1501 X	E	2Q 4851-D	31153
E	7EQH 4839	30337	S	D3TZ 4841-G	33-2491 X	S	8C 4851	24-108 X
B	B5TZ 4840-A	88509	T	D4HZ 4841-B	72NLS 32 18	S		24-2821 X
B	B5TZ 4840-B	88508	T	D4HZ 4841-C	72NLS 32 71DC1	T	8T 4851	A 3280-A-1847
B	B9TZ 4840-A	88107 A	T		72NLS 32 17	E		32864
B		88107	S	D4HZ 4841-D	33-2041 X	T	8TH 4851	A 3280-B-1848
S	C1TT 4840-A	210120 X	S	D4HZ 4841-E	53-2261 X	E		32866
S	C8TZ 4840-A	210660 1X	S	D5TZ 4841-A	23-6681 X	S	B5D 4851-A	24-2611 X
S	D2TZ 4840-A	210921 X	S	D5TZ 4841-B	33-2551 X	S		24-1651 X
S	D2TZ 4840-B	210083 1X	S	D5TZ 4841-C	23-7111 X	E	B6Q 4851-A	42055
S	8MTH 4841	33-118 X	S	D5UZ 4841-B	33-488 X	E	B6QH 4851-A	30247
S	B6C 4841-A	23-1611 X	S	D7TZ 4841-B	23-7481 X	T	B7T 4851-A	A 3280-B-2316
S	B6C 4841-B	23-4231 X	S	D7TZ 4841-C	23-7661 X	T	B7T 4851-B	A1 3280-E-2241
S		23-1421 X	S	D7TZ 4841-D	23-7681 X	E	B7T 4851-C	44812
S	B7C 4841-A	23-1861 X	S	D7TZ 4841-E	33-2701 X	T	B8A 4851-A	A 3280-R-2436
S	B7D 4841-A	23-1891 X	S	D8HZ 4841-A	83-411 X	T	B8QH 4851-A	A 3897-R-512
S	C1TT 4841-F	33-1606 X	S	D8HZ 4841-B	63-2571 X	E	B8QH 4851-B	30218
S	C3UZ 4841-A	13-1111 X	S	D8HZ 4841-C	83-391 X	T	B8QH 4851-C	72NYS 28 123A
T	C5TZ 4841-A	62NLS 28 18	S	D8HZ 4841-D	83-451 X	E		45926
S	C5TZ 4841-E	23-4871 X	S	D8HZ 4841-E	83-471 X	S	B9LL 4851-A	24-2181 X
S	C5TZ 4841-F	23-4951 X	S	D8HZ 4841-F	53-2631 X	S	B9TT 4851-B	24-2131 X
T	C5TZ 4841-H	72NLS 32 36	S	D8HZ 4841-G	61/23-1431 X	E	B9TT 4851-C	49308
T		72NLS 32 27	S	D8TZ 4841-A	23-8021 X	T	C1TT 4851-A	A4 3280-K-2039
T	C5TZ 4841-J	82NLS 40 27	S	D9HZ 4841-A	43-1241 X	T		A1 3800-K-2039
S	C6TZ 4841-A	23-4071 X	S	D9HZ 4841-B	43-1431	T	C1TT 4851-B	A 3280-N-1782
S	C6TZ 4841-L	210699 X	S	D9HZ 4841-C	61/23-1351	T	C1TT 4851-C	A 3897-L-532
S	C6TZ 4841-M	63-2671 X	S	D9HZ 4841-D	6.33-21 X	T	C1TT 4851-D	A 3280-X-2546
S		210698 X	SG	D9OZ 4841-A	7833890	T	C1TT 4851-E	A1 3280-X-2546
S	C6TZ 4841-N	63-2651	S	D9TZ 4841-A	23-7961 X	S	C1TT 4851-F	24-2521 X
S		210697 X	S	D9TZ 4841-B	23-8041 X	S	C1TT 4851-G	24-2541 X
S	C6TZ 4841-P	53-2141 X	S	D9TZ 4841-C	23-5981 X	T	C1TT 4851-H	A 3280-V-2206
S	C7TZ 4841-A	23-5221 X	S	D9TZ 4841-E	23-7981 X	E	C1TT 4851-J	42200
S	C7TZ 4841-B	61/23-1121 X	SG	E0TZ 4841-B	7836754	S		34-5791 X
S	C7TZ 4841-C	61/23-1191 X	SG	E0TZ 4841-C	7836755	S	C1TT 4851-K	24-1991 X
S		61/23-125 1X	S	E0WY 4841-A	23-8251 X	E	C1TT 4851-L	49309
S	C7TZ 4841-D	63-2401 X	S	E1HZ 4841-A	53-178 X	T	C1TZ 4851-A	3280-X-2546
S	C7TZ 4841-E	53-2221 X	S	E1HZ 4841-B	53-368 X	T	C3TZ 4851-A	A1 3280-U-1815
T	C8HZ 4841-C	72NLS 40 14	S	E1HZ 4841-C	53-358 X	T	C3TZ 4851-B	A2 3280-W-1687
S	C8HZ 4841-D	63-2471 X	S	E1HZ 4841-D	53-398	T	C3TZ 4851-C	A 3280-S-2879
SG	C8SZ 4841-A	7828169	S	E1HZ 4841-E	53-2651	T	C3TZ 4851-D	A 3280-T-2958 X
S	C8TZ 4841-A	23-4861 X	S	E25Y 4841-A	23-8641 X	T	C3TZ 4851-E	A1 3280-T-2958 X
S	C8TZ 4841-B	33-1701 X	S	E2HZ 4841-A	6.33-41 X	T	C3TZ 4851-K	A 3280-J-2298
S	C8TZ 4841-C	33-1481 X	S	E3TZ 4841-A	23-8671 X	T	C3TZ 4851-L	A 3280-K-2403

July, 1989

COPYRIGHT © 1989 — FORD MOTOR COMPANY — DEARBORN, MICHIGAN

New Issue

**1980/
FORD TRUCK PARTS**

FORD TO MANUFACTURERS' PART NUMBERS

C O D E	FORD PART NUMBER	VENDOR PART NUMBER	C O D E	FORD PART NUMBER	VENDOR PART NUMBER	C O D E	FORD PART NUMBER	VENDOR PART NUMBER
T	C3TZ 4851-M	A2 3280-S-2879	S	D0TZ 4851-B	24-3801 X	E		111533
E	C4TZ 4851-A	30251	S	D1HZ 4851-A	61/24-2331 X	S	E2HZ 4851-B	64-6021 X
E	C4TZ 4851-B	43667	S	D2HZ 4851-B	61/24-2401 X	E		111531
T		82NYS 34 25A	T		18NYS 34 1	S	E3HZ 4851-A	64-6391 X
E	C4TZ 4851-C	64061	S	D3UZ 4851-A	26292 X	S	E3HZ 4851-C	54-2081
T		72NYS 34 24A	S	D4HZ 4851-A	54-5141 X	E		50568
E	C4TZ 4851-D	56818	S	D4HZ 4851-B	54-5161 X	E	E3HZ 4851-D	85839
T	C5TZ 4851-A	A 3280-H-1854	S	D4HZ 4851-C	54-5111 X	T	E3HZ 4851-E	A1 3280-V-5456 S
T		H 1854	S	D4TZ 4851-A	34-5731 X	S	E3TZ 4851-B	24-5971 1X
T	C5TZ 4851-B	A 3280-J-1830	T	D5HZ 4851-A	A2 3280-X-2468	E	E4HZ 4851-A	119326
T		J 1830	T	D5HZ 4851-B	72NYS 36 17	S		34-8461 2X
T	C5TZ 4851-C	A 3280-U-2205	S	D5HZ 4851-C	54-5131 X	E	E4HZ 4851-B	119332
S	C5TZ 4851-D	24-2181 X	S	D5HZ 4851-D	54-5121 X	S		34-5881 2X
T	C6TZ 4851-A	A 3280-L-3704	T	D5TZ 4851-A	3280-V-2856	E	E4HZ 4851-C	119328
T	C6TZ 4851-AA	A1 3280-Q-4047	S		34-5871	S		34-6051 2X
S		54-4451 X	T	D5TZ 4851-B	A 3280-R-2202	E	E4HZ 4851-D	119334
T	C6TZ 4851-AB	A1 3897-P-1160	S		34-6671 X	S		34-5791 2X
E	C6TZ 4851-AC	30233	T	D5TZ 4851-C	A4 3280-B-1848	S	E4HZ 4851-E	44-4351 2X
T	C6TZ 4851-B	A 3280-M-3705	T	D6TZ 4851-B	A2 3280-L-2040	E		119330
S	C6TZ 4851-D	24-2281 X	T	D6TZ 4851-C	A4 3280-E-2241	E	E4HZ 4851-F	119336
S	C6TZ 4851-E	24-3581 X	T	D7HZ 4851-A	A 3280-C-6971	S		44-3581 2X
S	C6TZ 4851-F	24-3671 X	T	D7HZ 4851-B	82NYS 28 29A	S	E4HZ 4851-G	34-8421 2X
S	C6TZ 4851-G	24-3651 X	T	D7HZ 4851-C	72NYS 36 84A	S	E4HZ 4851-H	34-8251 2X
T	C6TZ 4851-K	A 3897-K-427	T	D7HZ 4851-D	A 3280-D-6972 S	S	E4HZ 4851-J	44-4281 2X
E	C6TZ 4851-M	62948	T	D7HZ 4851-E	A 3280-A-6969 S	S	E4HZ 4851-K	44-4071 2X
E	C6TZ 4851-N	58986	T	D7HZ 4851-F	A 3280-B-6970 S	T	E4HZ 4851-L	A 3280-K-8071
T	C6TZ 4851-P	E 1643	T	D7HZ 4851-G	A 3280-T-6754 S	T	E4HZ 4851-M	A 3280-L-8072
T		A4 3280-E-1643	T	D7HZ 4851-H	A 3280-X-6758	T	E4HZ 4851-N	A 3280-M-8073
T		A4 3200-E-1643	S	D8HZ 4851-A	64-5481 X	T	E4HZ 4851-P	A 3280-G-8067
E	C6TZ 4851-R	30383	S	D8HZ 4851-B	54-5511 X	T	E4HZ 4851-R	A 3280-J-8070
E	C6TZ 4851-T	73590	S	D8HZ 4851-C	64-4481 X	T	E4HZ 4851-S	A 3280-H-8068
E	C6TZ 4851-U	73596	S	D8HZ 4851-D	54-5301 X	T	E4HZ 4851-T	A 3260-N-248
S	C7TZ 4851-A	24-3781 X	S	D8HZ 4851-E	54-4901 X	S	E4HZ 4851-V	X5 4-6891 X
T	C7TZ 4851-B	A1 3280-S-4101	S	D8HZ 4851-F	64-5111 X	S	E4HZ 4851-W	X6.3 4-731 X
T		A1 3280-L-5108	S	D8HZ 4851-G	54-5471 X	S	E4HZ 4851-X	6.5 4-2551 X
S		6 4-4831 X	S	D8HZ 4851-H	64-5511 X	S	E4TZ 4851-B	2 4-8051 X
S	C7TZ 4851-C	61/21671	S	D8TZ 4851-A	24-5311 X	S	E5HZ 4851-A	X5 4-6871 X
E		73588	S	D8TZ 4851-B	24-5271 X	S	E5HZ 4851-B	X6 4-6871 X
E	C7TZ 4851-D	73594	T	D9HZ 4851-A	155NYS 28 9	S	E5TZ 4851-B	2-4 6131 1X
E	C7TZ 4851-E	73592	S		44-3581 X	S	E69Z 4851-B	245251 X
T	C7TZ 4851-G	A 3280-X-2468	S	D9HZ 4851-B	6.34-251 X	T	E6HZ 4851-A	070328 1
T	C7TZ 4851-H	A1 3280-D-3228	S	D9TZ 4851-B	24-5291 X	T	E6HZ 4851-B	070331 1
S	C8TZ 4851-A	24-3951 X	S	E0HZ 4851-A	34-8421 X	S	E6HZ 4851-C	6 4-4301 X
E	C8TZ 4851-B	57451	S	E0HZ 4851-B	34-8251 X	T	E6HZ 4851-D	17NYS 36 A2
S	C8UZ 4851-A	24-4001 X	S	E0HZ 4851-C	44-4281 X	T	E6HZ 4851-E	A 3260-H-8
S	C9TZ 4851-A	24-4081 X	S	E0HZ 4851-D	54-5861 X	S	E6HZ 4851-F	5 4-7121 X
S	C9TZ 4851-B	24-4091 X	T	E0HZ 4851-E	A 3260-B2 S	S	E6HZ 4851-G	6 4-7291 X
T	D0HZ 4851-A	A 3280-M-2275	E	E0HZ 4851-F	47999	S	E7HZ 4851-A	X5 4-5111 1X
T	D0HZ 4851-B	A 3280-Q-1899	T	E1HZ 4851-A	A 3280-Q-7115 S	S	E7HZ 4851-B	X5 4-5121 1X
T		Q 1899	S	E1HZ 4851-B	6.34-201 X	S	E7HZ 4851-C	6 4-4301 1X
T	D0HZ 4851-C	A 3280-P-1888	S	E1HZ 4851-C	6.34-221 X	S	E7HZ 4851-D	6 4-4731 1X
T		P 1888	S	E1HZ 4851-D	6.34-571 X	S	E7HZ 4851-E	X5 4-5161 1X
E	D0HZ 4851-D	32946	S	E1HZ 4851-E	54-6291 X	S	E7HZ 4851-F	6 4-4171 1X
T	D0HZ 4851-E	A 3280-R-2358	T		A 3260-H-112	S	E7HZ 4851-G	X5 4-6891 1X
T		R 2358	S	E1HZ 4851-F	64-6381 X	S	E7HZ 4851-H	6 4-4411 1X
T		62NYS 32 4A	T		A1 3260-P-120	T	E7HZ 4851-J	A 3260-J-1232 S
T	D0HZ 4851-F	A 3897-W-569	T	E1HZ 4851-G	A 3260-E-135	T	E7HZ 4851-K	A 3260-N-1236 S
S	D0TZ 4851-A	24-4291 X	S	E2HZ 4851-A	54-5971 X	T	E7HZ 4851-L	A 3260-S-1241 S

**1980/
FORD TRUCK PARTS**

FORD TO MANUFACTURERS' PART NUMBERS

C O D E	FORD PART NUMBER	VENDOR PART NUMBER	C O D E	FORD PART NUMBER	VENDOR PART NUMBER	C O D E	FORD PART NUMBER	VENDOR PART NUMBER
T	E7HZ 4851-M	A 3260-F-318 S	S	C9HZ 4865-A	61/21451	E		60741
T	E7HZ 4851-N	A 3260-K-1233 S	S		61/24-1451	E		67838
T	E7HZ 4851-P	A 3260-F-1228 S	S	D2HZ 4865-A	61/24-1891	T	B9TZ 4982-C	KIT 7080
T	E7HZ 4851-R	A 3260-L-1234 S	S	D4TZ 4865-A	34-6561	T	B9TZ 4982-D	N 29 1
T	E7HZ 4851-S	A 3260-G-1229 S	S	D5HZ 4865-A	54-1721	E	B9TZ 4982-E	69957
T	E7HZ 4851-T	A 3260-V-360 S	S	D7TZ 4865-A	24-4071	E	C5TZ 4982-A	64918
T	E7HZ 4851-V	A 3260-C-1147 S	S	D8HZ 4865-A	84-351	E		67686
T	E7HZ 4851-W	A 3260-M-1235 S	S	D9HZ 4865-A	44-4211	E	D3HZ 4982-A	120780
T	E7HZ 4851-X	A 3260-H-1230 S	S	D9TZ 4865-A	24-5671	E	D6HZ 4982-A	70745
T	E7HZ 4851-Y	A 3260-R-356 S	S	E0HZ 4865-A	34-6901	T	D8HZ 4982-A	KIT 570
T	E7HZ 4851-Z	A2 3260-U-73 S	S	E0TZ 4865-A	24-5791	T	E0HZ 4982-A	KIT 947
T	E8HZ 4851-A	A 3260-P-1264 S	S	E7HZ 4865-A	5-4 7171 1	T	E7HZ 4982-A	KIT 2320
T	E8HZ 4851-B	A 3260-L-1260 S	S	E7HZ 4865-B	6-4 7141 1	T	E7HZ 4982-B	KIT 2317
T	E8HZ 4851-C	A 3260-Q-1265 S	S	C1TT 4866-A	32-479	T	E7HZ 4982-C	KIT 1595
T	E8HZ 4851-D	A 3260-K-1259 S	S	C8TZ 4866-A	22-489	T	E7HZ 4982-D	KIT 1594
S	E8TZ 4851-A	73169 X	S	D3TZ 4866-A	32-119	T	E8HZ 4982-A	KIT 2407
T	E9HZ 4851-A	A 3260-G-1125	S	E3TZ 4866-A	221049	T	E9HZ 4982-A	KIT 2426
T	E9HZ 4851-B	A 3260-R-1058	S	E6TZ 4866-A	246191 1	F	USE A5190	20808
T	TBAA 4851	A 3280-J-2038	S	E7TZ 4866-A	2310191 X	F		86749
T	TCAA 4851-A	A 3280-K-2039	S	C6TZ 4872-A	570-89	ST	D6HS 5212-DA	195 9365
T	TDAA 4851-A	A 3280-L-2040	S	B9TZ 4880-A	22937 X	ST		195 9365
E	TGAA 4851-B	30183	S	B9TZ 4880-B	22938 X	ST	D4HZ 5230-D	191 9869
E	TVAA 4851-B	39773	S		22431 X	ST	D5HZ 5230-E	190 9431
E	TWAA 4851-A	30212	S		706354 X	ST	D5HZ 5230-H	190 9429
E	8TH 4858	32865	S	C6TZ 4880-A	706381 X	ST	D5HZ 5230-L	WOM12 0217
T	TCAA 4858-A	3280-K-2039	S	D1TZ 4880-A	27198 X	ST	D6HZ 5230-A	190 9436
S	8M 4859	20458 X	S		703651 X	ST	D8HZ 5230-AJ	195 9896
S		15099	S		706351 X	ST	D8HZ 5230-AK	195 9892
E	8T 4859	13075	S	D1TZ 4880-B	706352 X	ST	D9HZ 5230-E	195 9872
S	B5D 4859-A	30274	S	E3TZ 4880-A	706964 X	ST	E2HZ 5230-AA	EXP 1104
T	B8A 4859-A	2297-C-861	S	E5TZ 4880-A	72960 X	H	E4HZ 5A313-A	47731
E	B8QH 4859-A	30948	S	E7UZ 4880-A	707075 X	H	E4HZ 5A516-A	47434 1
T	B8QH 4859-B	2847-V-308	S	E8UZ 4880-A	707083 X	H	D0HZ 5A552-B	AE 13511
S	B9TT 4859-A	23042 1	T	C1TT 4885-A	2208-E-447	H		AE 32365
T	C1TT 4859-A	2297-N-560	T	C1TT 4885-B	2208-H-450	H	E4HZ 5A552-A	47416
T	C1TT 4859-B	2297-L-896	T	C1TZ 4885-B	2208-J-608	H	D7HZ 5555-A	43228 1
T	C1TT 4859-C	2297-C-627	T	C3TZ 4885-A	2208-K-505	H	D7HZ 5555-B	45600
T	C1TT 4859-D	2847-H-528	T	C3TZ 4885-B	2808-D-680	H	D0HZ 5A558	AE 5000
T	C3TZ 4859-A	2847-P-328	T	C3TZ 4885-C	2808-J-686	H	D0HZ 5A559-A	AE 4059
T	C3TZ 4859-B	2847-J-504	T	C3TZ 4885-M	2808-D-706	H	C1TT 5560-AG	19800
T	C3TZ 4859-D	2297-N-716	S	C1TZ 4891-A	37-89	H	C6TZ 5560-D	BA 24929
E	C4TZ 4859-A	27583	S	C3AZ 4891-A	210132	H	C6TZ 5560-V	BA 27168
T	C7TZ 4859-A	2297-J-842	S	B9TT 4945-A	31043	H	C8HZ 5560-A	27206
E	D2HZ 4859-A	85418	S	B9TT 4945-B	30937	H	D0HZ 5560-A	30840
T	D3HZ 4859-A	2297-F-760	S	B9TT 4946-A	31036	H	D2HZ 5560-A	BA 27535
T	D3TZ 4859-A	2297-S-695	S	B9TT 4946-B	30758	H	D5HZ 5560-A	BA 27321
T	D6TZ 4859-A	2297-B-3096	S	C4TZ 4946-A	31496	H	D5TZ 5560-B	45072
T	D7HZ 4859-A	2297-D-3410	S	C6TZ 4946-A	30851	H	D7HZ 5560-A	45079
T	D7HZ 4859-B	2297-D-2708 S	S	C6TZ 4946-B	34009	H	D7HZ 5560-B	CA 2056
T	E7HZ 4859-A	2297-N-3888 S	S	C7TZ 4946-A	31050	H	D8HZ 5560-C	45027
T	E7HZ 4859-B	3264-E-1045 S	S	D5TZ 4946-A	34170	H	D8HZ 5560-D	45031
T	E7HZ 4859-C	3264-P-172 S	S	B9TZ 4947-A	31044	H	E3HZ 5560-A	45028
T	TBAA 4859-B	2297-Q-693	S	B9TZ 4947-B	31462	H	E4HZ 5560-A	47474
T	TCAA 4859-A	2297-S-695	T	C3TZ 4953-A	A14 3835-E-265	H	E4HZ 5560-B	47475
E	TVAA 4859-A	19209	H	C1TT 4962-B	DA 19816 1	H	TVAA 5560-A	BE 7991
S	C1TT 4865-B	34-3091	T	B9TZ 4982-B	KIT 7079	H	C6TZ 5563-C	BA 24929 1
S	C6TZ 4865-A	24-2671	T		7079	H	C6TZ 5563-M	BA 27168 2
S	C6TZ 4865-B	64-1981	E		45023	H	D0HZ 5563-A	BA 30840 1

**1980/
FORD TRUCK PARTS**

FORD TO MANUFACTURERS' PART NUMBERS

C O D E	FORD PART NUMBER	VENDOR PART NUMBER	C O D E	FORD PART NUMBER	VENDOR PART NUMBER	C O D E	FORD PART NUMBER	VENDOR PART NUMBER
H	D5TZ 5563-A	45072 1	H	TWAA 5708-A	CE 2184	H	C9HZ 5775-A	31015 1
H	E4HZ 5564-A	47474 1	H	C6TZ 5721-E	AE 5069 41	H		DE 31127
H	E4HZ 5564-B	47475 1	H	C6TZ 5721-F	AE 5069 44	H		DE 31126 1
H	C6TZ 5565-C	BE 24929 2	H	D5HZ 5721-A	AE 5059 52	H	C9HZ 5775-B	31015 2
H	C8HZ 5565-A	BA 27206 2	H	D7HZ 5721-A	AE 5069 57	H		DE 31126 2
H	D0HZ 5565-A	BA 30840 2	H	D8HZ 5721-A	AE 5069 43	H	C9HZ 5775-D	31026
H	D5TZ 5565-A	45072 2	H	D8HZ 5721-B	AE 5069 38	H		DE 31128
H	E4HZ 5565-A	47474 2	H	E0HZ 5721-A	AE 5069 53	H	C9HZ 5775-E	31027
H	E4HZ 5565-B	47475 2	H	E1HZ 5721-A	AE 5069 40	H		DE 31129
H	E4HZ 5566-A	47474 3	H	E4HZ 5721-A	5069 32	H	D0H 5775-G	DE 13042 r/b
H	E4HZ 5566-B	47475 3	H	E4HZ 5721-B	5069 28	H	D0HZ 5775-E	DE 31124 1
H	E4HZ 5567-A	47474 4	H	C6TZ 5722-A	AE 5070	H		31013
H	E4HZ 5567-B	47475 4	H	D7HZ 5722-A	5070	H	D0HZ 5775-F	DE 31125 1
H	E4HZ 5568-A	47474 5	H	B4TZ 5775-A	4664	H		31014
H	E4HZ 5568-B	47475 5	H	B4TZ 5775-B	4666	H	D0HZ 5775-G	CE 27761 5r/b
H	E4HZ 5569-A	47474 6	H		25641	H		CE 26726 r/b
H	E4HZ 5569-B	47475 6	H	B8TZ 5775-C	CE 14131	H		DE 31042
H	E4HZ 5570-A	47474 7	H	C1TZ 5775-M	CE 19818	H	D0HZ 5775-H	DA 31644
H	E4HZ 5570-B	47475 7	H	C3TZ 5775-H	DA 21863 1	H	D1HZ 5775-E	DE 33164 1
H	E4HZ 5571-A	47474 8	H	C4TZ 5775-E	CE 24932	H	D1HZ 5775-F	DE 33163 1
H	E4HZ 5571-B	47475 8	H	C4TZ 5775-F	CE 24933	H		DE 33153 1
T	C2TZ 5A571-A	S 21217 D	H	C4TZ 5775-G	CE 24935	H	D1HZ 5775-G	DE 33163 2
T	C3TZ 5A571-B	S 21220 D	H	C4TZ 5775-L	DA 21863 2	H		DE 33153 2
H	E4HZ 5572-A	47474 9	H	C4TZ 5775-M	CE 24930	H	D2HZ 5775-A	DE 33768 2
H	E4HZ 5572-B	47475 9	H	C4TZ 5775-N	CE 24931	H	D2HZ 5775-B	DE 33769
H	E3HZ 5A574-A	AE 194	H	C5TZ 5775-E	CE 25303 2	H	D2HZ 5775-C	DE 33768 1
H	E4HZ 5A574-A	47458	H	C5TZ 5775-F	CE 25303 1	H	D7HZ 5775-A	45417
H	D2HZ 5A593	AE 3418	H	C5TZ 5775-G	25845	H	D8HZ 5775-B	45528 1
T	C3TZ 5A597-B	2110-U-125	H	C5TZ 5775-H	CE 25843	H	D8HZ 5775-G	45416
H	D7HZ 5A597-B	45610	H	C5TZ 5775-J	CE 25844	H	D8HZ 5775-H	45530
H	C3TZ 5A598-A	BA 19279	H	C5TZ 5775-K	CE 25846	H	D9HZ 5775-A	46331 2
H	C3TZ 5A599-A	BE 5917	H	C6TZ 5775-A	DA 23215 19	H	D9HZ 5775-B	46331 1
H	E4HZ 5A606-A	30550 33	H		DA 23215 16	H	E0HZ 5775-L	30249 15
H	C3TZ 5A612-A	AE 19111 1	H	C6TZ 5775-B	DA 23217 4	H	E3HZ 5775-A	46331 7
H	C6TZ 5A612-A	AE 19111 5	H		DA 23217 12	H	E3HZ 5775-B	46050 1
H	D5HZ 5A612-A	AE 23441 4	H		DA 23217 11	H	E3HZ 5775-C	46841 1
H	D7HZ 5A612-A	AE 10948	H	C6TZ 5775-C	CE 26759 8	H	E3HZ 5775-D	46843 1
H	E0HZ 5A612-A	H 9030	H		CE 26759 2	H	E3HZ 5775-E	47076 1
H	D0HZ 5A615-A	AE 8582	H		26753 2	H	E3HZ 5775-F	47084 1
H	C5TS 5A633-A	AE 9223	H		CE 25889 2	H	E3HZ 5775-G	46800 3
H	C5TA 5A646-C	AE 17780 22	H	C6TZ 5775-D	CE 26759 7	H	E3HZ 5775-H	47086 1
H	C5TZ 5A646-A	AE 17780 17	H		CE 26759 1	H	E3HZ 5775-J	46801 3
H	D5TZ 5A646-A	45000 7	H		26753 1	H	E4HZ 5775-A	47432 1
H	D7HZ 5A646-A	AE 21140 6	H		CE 25889 1	H	E4HZ 5775-B	47436 1
H	D8HZ 5A646-C	21140 31r/b	H		DE 13042	H	TVAA 5775-A	CE 4665
H	D8HZ 5A646-D	45000 8	H	C6TZ 5775-E	CE 26726	H	TWAA 5775-A	CE 4667
H	E3HZ 5A646-A	21140 34	H		CE 27761 5	H	E4HZ 5776-A	47440
H	C6TZ 5663-U	BA 27168 1	H	C6TZ 5775-J	CE 26742 11	H	E4HZ 5776-B	47442
H	D0HZ 5K670-A	AE 4992	H		CE 26742 1	H	D0HZ 5780-C	BE 13938
H	D2HZ 5A704-A	AE 3424	H		DE 26741 1	H		BE 32277
H	D8HZ 5705-C	22303 7	H	C6TZ 5775-K	CE 26742 2	H	D0HZ 5780-D	BE 32276
H	C5TZ 5707-A	BE 22303 2	H		CE 26742 12	H	E3HZ 5780-A	43146
H	C5TZ 5708-A	CE 19281 1	H	C8HZ 5775-A	CE 24934	H	C6TZ 5781-A	CE 20324
H	D2HZ 5708-A	CE 3414	H		CE 30285	H	C6TZ 5781-B	BE 21120
H	D3HZ 5708-A	CE 35064	H	C8HZ 5775-B	CE 26935 2	H	D0HZ 5781-D	DE 30057 8
H	D7HZ 5708-A	CE 19199	H		CE 26935 1	H	D5HZ 5781-A	45163
H	E4HZ 5708-A	47446	H		DE 26765	H	D7HZ 5781-A	B 18410
H	TVAA 5708-A	CE 2172	H		CE 30843	H	D8HZ 5781-A	B 1854 B

**1980/
FORD TRUCK PARTS**

FORD TO MANUFACTURERS' PART NUMBERS								
C O D E	FORD PART NUMBER	VENDOR PART NUMBER	C O D E	FORD PART NUMBER	VENDOR PART NUMBER	C O D E	FORD PART NUMBER	VENDOR PART NUMBER
H	TVAA 5781-A	AE 4957	H	D0HZ 5874-A	DE 13088 2	H	D8HZ 5887-A	30550 1
H	D2HZ 5782-A	AE 81	H	D0HZ 5874-B	DE 10175 5	H	E1HZ 5887-A	30550 2
H	E4HZ 5793-A	47717	H	D0HZ 5874-C	CE 32409	H	D7HZ 5A887-A	35370 3
H	E4HZ 5793-B	47719	H	D2HZ 5874-B	DE 22496	H	D8HZ 5A887-A	35370 2
H	E4HZ 5793-C	47973	H	D2HZ 5874-C	11142	H	D7HZ 5B887-A	AE 19201 1
H	E4HZ 5793-D	47974	H	D3HZ 5874-A	DE 32797	H	C3TA 5888-A	DA 8606 76
T	B7C 5796-A	3299-Z-1820	H	D5HZ 5874-A	31017 72	H	C5TA 5888-A	DA 19290 3
H	E4HZ 5796-A	47452	H	D5HZ 5874-B	31017 66	H	C6TA 5888-C	DA 8606 77
H	E4HZ 5796-B	47451	H	D5HZ 5874-C	31017 67	H	C6TA 5888-D	DA 18760 11
H	E4HZ 5796-C	47455	H	D7HZ 5874-A	31017 4	H		AA 18760 11
H	E4HZ 5796-D	47454	H	D8HZ 5874-A	31017 75	H	C6TA 5888-E	AA 19290 35
H	E4HZ 5796-E	47453	H	E0HZ 5874-A	31017 96	H	C6TA 5888-F	DA 8660 208
H	E4HZ 5796-F	47963	H		31017 96	H	C6TS 5888-B	DA 8606 80
H	E4HZ 5796-G	47964	H	E3HZ 5874-A	31017 53	H	C8HA 5888-A	DA 18760 3
H	E4HZ 5796-H	47965	H	TWAA 5874-B	DE 6611	H	D0HA 5888-E	DA 8660 288
H	E4HZ 5796-J	47966	H	C5TZ 5875-A	DE 19283 2	H	D0HA 5888-F	DA 8606 106
H	D7HZ 5A822-A	45630 3	H	C6TZ 5875-A	BE 6662	H	D0HS 5888-A	DA 8660 354
H	D7HZ 5A822-B	45630 1	H	C6TZ 5875-C	CE 6612	H	D2HZ 5888-A	DA 18050 54
H		43229 1/2	H		BE 6612	H	D2HZ 5888-B	DA 18050 53
H	D7HZ 5A822-C	45630 2	H	D3HZ 5875-A	BE 35229	H	D3HA 5888-AA	DA 35100 446
H	D7HZ 5A822-D	45630 4	H	D7HZ 5875-A	BE 15784	H	D4HS 5888-AA	DA 31468 3
H	D7HZ 5K834-A	AE 3	H	B8QH 5878-A	AE 6973	H	D4HZ 5888-AA	35100 512
H	D2HZ 5859-A	AE 3416	H	D0HZ 5878-A	AE 30334	H	D5HA 5888-CA	31468 35
H	D3HZ 5859-A	AE 22962 6	H	TVAA 5878-A	AE 6972	H	D7HA 5888-AA	DA 35100 562
H	D3HZ 5A859-A	AA 27425 23	H	E4HZ 5A879-A	47459	H	D7HT 5888-CA	45200 4
H	C5TZ 5871-A	AE 18369	H	C3TZ 5880-A	AE 8536	H	TWAA 5888-C	DA 35100 2
H	C5TZ 5871-B	BE 11207	H	C6TZ 5880-A	AE 21037	H	B8QH 5889-A	DA 7500 3
H	D0HZ 5871-A	AE 5059	H	C6TZ 5881-A	AE 25151	H	B8QH 5889-B	DA 7500 37
H	D5HZ 5871-A	45000 5	H	C1TT 5882-A	BE 19880	H	C1TT 5889-B	DA 7500 5
H	D5HZ 5871-B	45000 13	H	C5TZ 5882-A	AE 21867 14	H	C2TZ 5889-A	AA 7500 36
H	D8HZ 5871-A	B 18548	H	D0HZ 5882-A	BE 3350	H	C3TZ 5889-A	DA 7500 138
H	B8QH 5872-A	BA 5919	H	D5HZ 5882-A	AE 21867 23	H	C5TZ 5889-A	DA 22000 11
H		BA 19236	H	D5HZ 5882-B	AE 21867 7	H	C5TZ 5889-B	DA 22000 10
H	C2TZ 5872-A	BE 14685	H	TVAA 5882-A	BE 6678	H	C5TZ 5889-C	DA 7500 183
H	C5TZ 5872-A	BE 21016	H	TWAA 5882-A	BE 6609	H	C5TZ 5889-D	DA 7500 184
H	D0HZ 5872-A	DA 30240 2	H	B8QH 5883-A	CE 8123	H	C6TS 5889-C	DA 7500 36
H	D5HZ 5872-A	45384	H	C3TZ 5883-A	BE 22186	H	D0HZ 5889-A	DA 22000 25
H	D7HZ 5872-A	BA 10366	H	D2HZ 5883-A	CE 33783	H	D0HZ 5889-B	DA 22000 16
H	E4HZ 5872-A	47420	H	D7HZ 5883-A	45311	H	D0HZ 5889-C	DA 30331
H	TVAA 5872-A	BA 6963	H	TVAA 5883-A	BE 7276	H		DA 31643
H	TWAA 5872-A	BA 6664	H	B8QH 5884-A	BE 7622 3	H		DE 31195
H	B8QH 5873-A	BA 6572	H	C5TZ 5884-A	BE 17417 2	H		AE 31188
H	D0HZ 5873-A	BE 4990	H	D2HZ 5884-A	BE 3422 5	H		DE 33195
H	D3HZ 5873-A	DX 30855 1	H	D2HZ 5884-B	10397 21	H	D0HZ 5889-D	31882
H	D3HZ 5873-B	CA 30625	H	E3HZ 5884-A	44642 8	H		AE 31881
H	D5HZ 5873-A	45503 1	H	E3HZ 5884-B	44643 9	H		DE 33196
H	D7HZ 5873-A	BA 10363	H	TVAA 5884-A	BE 7617 2	H	D0HZ 5889-E	DA 7500 206
H	E3HZ 5873-A	29878 1	H	TWAA 5884-A	BE 7617 3	H	D0HZ 5889-F	DA 7500 197
H	E4HZ 5873-A	47421	H	C3TZ 5885-A	DE 8109	H	D2HZ 5889-A	DA 7500 313
H	TVAA 5873-A	BA 6966	H	TVAA 5885-A	DE 6663	H	D2HZ 5889-C	DA 7600 25
H	TWAA 5873-A	BA 6969	H	C5TZ 5886-A	AE 17700 15	H	D2HZ 5889-D	7600 125
H	B8QH 5874-A	DE 6658	H	D5HZ 5886-A	AE 30191	H	D3HZ 5889-B	DE 35581 2
H	C3TZ 5874-B	DE 10175	H	D0HZ 5887-A	30550 6	H		DA 32649
H	C5TZ 5874-A	DE 19269 2	H		AE 17705 3	H		DA 32649
H	C6TZ 5874-A	DE 20504 1	H	D2HZ 5887-A	AE 17705 4	H	D3HZ 5889-C	DA 7500 33
H	C6TZ 5874-B	DE 26213 1	H	D2HZ 5887-B	AE 17490 2	H	D5HZ 5889-A	45500 138
H	C6TZ 5874-C	DE 20504 5	H	D3HZ 5887-A	30550 8	H	D5HZ 5889-B	45500 42
H	C6TZ 5874-D	DE 10175 2	H	D7HZ 5887-A	30550 9	H	D5HZ 5889-C	45500 313

**1980/
FORD TRUCK PARTS**

FORD TO MANUFACTURERS' PART NUMBERS

C O D E	FORD PART NUMBER	VENDOR PART NUMBER	C O D E	FORD PART NUMBER	VENDOR PART NUMBER	C O D E	FORD PART NUMBER	VENDOR PART NUMBER
H	D5HZ 5889-D	45500 33	S	E4HZ 7L003-A	404871	N	D3TZ 7005-A	11313
H	D5HZ 5889-E	45500 206	F	E5HT 7004-FA	3318185	N	D3TZ 7005-E	11415
H	D5HZ 5889-F	45500 197	F	E5HT 7004-GA	3318172	F	D4HZ 7005-B	16843
H	D7HZ 5889-A	45500 105	F	7EQ 7005	800259	F	D4HZ 7005-C	16810
H	D7HZ 5889-B	DA 7500 63	F	C0TT 7005-A	224749	F		S 1322
H	D8HZ 5889-F	DA 7500 105	F	C0TT 7005-B	222655	F		A 4113
H	E0HZ 5889-B	45500 445	W	C2AZ 7005-A	T 10B-1	F		S 1405
H	E0HZ 5889-C	45500 429	W	C2AZ 7005-B	T 10H-1	F	D4HZ 7005-D	16800
H	E3HZ 5889-A	7500 354	N	C2TZ 7005-B	95001	F		S 1321
H	E3HZ 5889-B	7500 397	N	C2TZ 7005-C	95301	F		A 4105
H	E3HZ 5889-C	7500 429	N	C4TZ 7005-A	95711	S	D4HZ 7005-E	621573 1X
H	E3HZ 5889-D	7500 445	S	C4TZ 7005-B	461522	S	D4HZ 7005-F	461539 1X
H	E3HZ 5889-E	30247 115	S		SKT118166	F	D4HZ 7005-J	CA 16950 06
H	E3HZ 5889-F	30247 116	F	C5TZ 7005-A	226954	F		S 1325
H	E4HZ 5889-A	47444 1	F	C5TZ 7005-B	226958	F	D4HZ 7005-K	CA 15390 10
H	TVAA 5889-A	DA 7500 1	F	C6TZ 7005-A	S 1313	F	D4HZ 7005-L	S 1300
H	C1TT 5890-A	DA 8660 79	F		14590	F		S 1000
H	C6TA 5890-B	DA 8660 207	F		A 3615	F	D4HZ 7005-M	CB 15665 7
H	D0HA 5890-A	DA 8660 287	S	C6TZ 7005-B	312171 X	N	D4TZ 7005-E	11877
H	D0HS 5890-A	DA 8660 353	S	C6TZ 7005-C	312270 X	N		11865
H	D3HA 5890-AA	DA 35100 445	F	C6TZ 7005-D	13070	N		11897
H	D7HT 5890-BA	45200 3	F	C6TZ 7005-E	15377	N	D4TZ 7005-F	11887
H	D7HZ 5890-AA	DA 35100 561	F		S 1424	N	D4TZ 7005-G	11898
H	TWAA 5890-B	DA 35100 1	F		A 3720	N	D4TZ 7005-H	11879
H	TVAA 5892-A	AE 2299	F	C6TZ 7005-F	15284	F	D5HZ 7005-B	S 1318
H	TWAA 5892-A	AE 2300	F	C6TZ 7005-G	13250	F		A 3960
H	C0TT 5899-A	CE 8985	F	C6TZ 7005-H	9320	F	D6HZ 7005-A	235399
H	C3TZ 5899-B	CE 9047	F	C6TZ 7005-J	15636	S	D6HZ 7005-B	47156 1X
H	C3TZ 5899-C	CE 8992	W	C7TZ 7005-A	T 18B-1	S		471516 2X
H	C6TZ 5899-A	BA 15137	S	C7TZ 7005-B	461524	S	D6HZ 7005-C	47154 1X
PH	E1HZ 6B018-A	324088 14	S	C7TZ 7005-C	C 85158	S		471514 2X
PH	E1HZ 6A051-A	656008 08	S		851526	S	D7HZ 7005-A	631511 1X
B	C2TZ 6A738-A	204	S	C7TZ 7005-D	24153	S	D7HZ 7005-B	63155 1X
W	B6A 6916-A	AR 11-62	F	C8TZ 7005-A	229212	N	D7TZ 7005-A	11886
W	C2OZ 6916-A	AR 10L-62	F		229211	S	D8HZ 7005-A	971530 1X
W	C8TZ 6916-A	AR 11-62 C	F	C8TZ 7005-B	15012	S	D8HZ 7005-B	631515 1X
W	8M 6919-A	AR 11-72	F	C8TZ 7005-C	229904	F	D9HZ 7005-A	237744
W	B8A 6919-A	AR 10F-72 G	S	C9HZ 7005-B	461533	S	E0HZ 7005-A	471522 2X
W		AR 10F-72 F	S		312787 X	S		471512 1X
W	C2OZ 6919-A	AR 10L-72	F	C9TZ 7005-A	231347	N	E0TZ 7005-A	13683
W	C5TZ 6919-A	AR 11-72 Q	S	C9TZ 7005-C	461537	N		13782
W	B7A 6922-A	R 10F-73 A	S		312843 X	N	E0TZ 7005-B	13682
W	C2OZ 6922-A	R 10L-73	F	D0HZ 7005-A	231571	N		13778
W	B7A 6927-A	4804 C	F	D0HZ 7005-B	S 1323	W	E0TZ 7005-D	13-45-565 001
W	16H 6929	R 9-74	F		A 4137	W	E0TZ 7005-E	13-45-539 005
N	C2TZ 7001-L	95935	F		A 3989	F	E1HZ 7005-A	19080
F	C4TZ 7001-A	282050	F		15970	N	E1TZ 7005-A	15420
F	C4TZ 7001-B	282052	F	D0HZ 7005-C	S 1317	N	E1TZ 7005-B	15391
F	E6HZ 7L001-A	3315272	F		A 3746	F	E2HZ 7005-A	S 1412
F	C7TZ 7A002-B	20226	F		15665	N	E2TZ 7005-A	15703
F		2237	S	D0HZ 7005-D	851515	S	E3HZ 7005-A	53151 2X
F	D3HZ 7A002-A	15719	S		312358 X	S	E3HZ 7005-B	53152 1X
F	D4HZ 7A002-A	14635	S	D0HZ 7005-E	851531 2X	W	E3TZ 7005-F	13-50-565 001
S	D4TZ 7A002-A	545089 1	S		312656 X	W	E3TZ 7005-G	13-50-539 001
S		500401 8	F	D0HZ 7005-F	16440	W	E3TZ 7005-H	13-45-539 008
W	C6ZZ 7003-C	AS 4-T10 Q	N	D0HZ 7005-G	99510	W	E3TZ 7005-L	13-50-562 002
W	D7TA 7003-BBA	13-01-000 179	T	D1TZ 7005-A	3875-N-950	N	E3TZ 7005-M	15868
W	D7TA 7003-BCA	13-01-000 180	S	D2HZ 7005-A	851533	S	E4HZ 7005-A	40151 1X

1980/ FORD TRUCK PARTS

CROSS REFERENCE LIST 289

FORD TO MANUFACTURERS' PART NUMBERS

C O D E		FORD PART NUMBER	VENDOR PART NUMBER	C O D E		FORD PART NUMBER	VENDOR PART NUMBER	C O D E		FORD PART NUMBER	VENDOR PART NUMBER
F	E4HZ	7005-B	S 1422	F	B7QH	7006-A	221332	W	C5TZ	7006-H	AT 18-1 E
N	E4TZ	7005-C	15926	W	B7T	7006-A	T 98A-1 A	W			AT 18B-1 E
N			15926	N	B7T	7006-B	91421	W	C5TZ	7006-J	AT 87G-1 A
N	E4TZ	7005-D	16051	F	B8QH	7006-A	10875	W	C5TZ	7006-K	AT 89F-1 C
N			16051	F	B8QH	7006-B	10085	W	C5TZ	7006-L	AT 89F-1 B
S	E5HZ	7005-A	40-15-6 2X	S	B8QH	7006-C	6015134	W	C7TZ	7006-A	AT 18B-1 A
W	E5TZ	7005-B	13-50-565 003	S			311697 X	W	C8TZ	7006-A	AT 19-1
W	E5TZ	7005-C	13-50-565 003	S	B8QH	7006-D	621530	W	C8TZ	7006-B	AT 85N-1 B
W	E5TZ	7005-F	13-50-539 004	S	B8QH	7006-E	46159	W			AT 85N-18
F	E6HZ	7005-A	3315834	S	B9QH	7006-A	461510	F	C9TZ	7006-B	13962
F	E6HZ	7005-B	3315835	S			310793	F	DOHZ	7006-A	A 3988
W	E6TZ	7005-A	13-50-539 002	F	B9T	7006-C	222964	F			16243
W	E6TZ	7005-B	13-50-539 003	S	B9T	7006-D	24151	W	DOHZ	7006-A	T 18-1
W	E6TZ	7005-C	13-50-565 004	S	B9TT	7006-A	551561	S	D1TZ	7006-A	621563 1X
F	E7HZ	7005-A	3315655	S	B9TT	7006-D	701521	S	D2HZ	7006-A	701536 1X
F	E7HZ	7005-B	S 1523	F	C1TT	7006-A	8830	S	D3HZ	7006-A	97151 6X
F			20650	F	C1TT	7006-B	10700	S	D3HZ	7006-B	97153 1X
F			S 1621	F			13960	S			312866 X
F	E7HZ	7005-C	239782	S	C1TT	7006-C	C 621538	W	D3TZ	7006-A	13-01-565 002
F	E7HZ	7005-D	3315836	S			621537	W			13-01-065 904
F	E7HZ	7005-E	S 1430	S	C1TT	7006-D	80158	N	D5TZ	7006-A	13184
F			20122	S	C1TT	7006-E	821528	S	D8HZ	7006-A	971523 1X
F	E7HZ	7005-F	S 1489	S	C1TT	7006-F	821529	S	D8HZ	7006-B	971522 1X
F			20775	F	C1TT	7006-H	13961	S	D9HZ	7006-A	971548
F	E7HZ	7005-G	21766	F			11278	W	D9TZ	7006-A	13-01-565 007
W	E7TZ	7005-B	1350-565 006	F	C1TT	7006-J	13956	N	D9TZ	7006-B	13894
W	E7TZ	7005-C	1356-539 003	F			12053	N	D9TZ	7006-C	13897
W	E7TZ	7005-D	1356-539 004	F	C1TT	7006-K	12433	W	EOHZ	7006-A	13-09-565 008
W	E7TZ	7005-E	1356-565 005	S	C1TT	7006-L	821531	W	EOHZ	7006-A	13-01-565 008
W	E7TZ	7005-F	1356-565 006	S	C1TT	7006-M	821530	W			13-01-065 007
W	E7TZ	7005-G	1356-565 007	S	C1TZ	7006-A	312114 X	S	E1HZ	7006-A	971536 1X
W	E7TZ	7005-H	1359-539 002	W	C2AZ	7006-A	T 86J-1	S	E2HZ	7006-A	971544 1X
W	E7TZ	7005-J	1359-565 002	W	C2AZ	7006-B	T 86K-1	S	E2HZ	7006-B	97-15-58 5X
W	E7TZ	7005-M	1345-565 002	W	C2AZ	7006-C	T 86W-1	S			971545 1X
F	E8HZ	7005-C	22004	W	C2AZ	7006-D	T 86AA-1 A	W	E3TZ	7006-A	13-09-565 011
F	E8HZ	7005-D	S 1547	S	C2TA	7006-A	SKT108163	W			13-09-065 010
F	E8HZ	7005-E	S 1549	S	C2TZ	7006-B	SKT109155	N	E3TZ	7006-B	15731
W	E8TZ	7005-J	1350539 005	S	C3TZ	7006-B	SKT112057	W	E3TZ	7006-C	13-09-565 012
F	E9HZ	7005-A	S 1548	S	C3TZ	7006-C	311358 X	S	E4HZ	7006-A	60-15-157 1X
F			21315	S	C3TZ	7006-D	6015153	S	E6HZ	7006-A	97-15-58 1X
F	E9HZ	7005-B	S 1546	S			312282 X	S	E6HZ	7006-B	97-15-61 1X
F			21525	S			312276 X	S	E7HZ	7006-A	97-15-56 1X
F	E9HZ	7005-C	22366	S	C4TZ	7006-A	312004 X	W	TBAA	7006-A	T 87D-1 F
F			S 1617	S			SKT121400	N	TYAA	7006-A	90101
W	59T	7006	T 8D-1 A	S	C4TZ	7006-B	312113 X	S	D7HZ	7L007-A	973717
W	8D	7006	T 87D-1 A	S			SKT121401	S	E3HZ	7L007-A	53373
W	8J	7006	T 87D-1	S	C4TZ	7006-C	SKT121402	S	FOHZ	7L007-A	97-37-33
W	8MTH	7006-C	T 98-1	S	C4TZ	7006-D	621554	F	DOHZ	7B009-A	16382
S	B4Q	7006-A	551558	S			312113 X	F			A 3926
W	B5A	7006-E	T 86E-1 N	S	C4TZ	7006-E	621555	S	D4HZ	7B009-A	97655 1X
W	B6A	7006-C	T 86F-1	W	C5AZ	7006-A	AT 85AA-1 B	S	D8HZ	7B009-A	976521 1X
W	B6C	7006-A	T 98-1 R	N	C5TZ	7006-A	96391	S	D8HZ	7B009-B	97655 2X
W	B6C	7006-B	T 89C-1	N	C5TZ	7006-B	96371	F	E6HZ	7B009-A	3315632
W	B6D	7006-B	T 89C-1 A	W	C5TZ	7006-C	T 8SN-1 A	F	E7HZ	7B009-A	A 5198
F	B6T	7006-A	800793	W	C5TZ	7006-D	T 87G-1	F	E7HZ	7B009-B	20900
W	B7A	7006-A	T 85D-1	W	C5TZ	7006-E	T 89F-1 A	F	E7HZ	7B009-C	3316311
W	B7AZ	7006-A	T 85N-1 A	W	C5TZ	7006-F	T 89F-1	F	E7HZ	7B009-D	A 5224
F	B7Q	7006-A	221360	W	C5TZ	7006-G	T 18-1 A	F	C4TZ	7A010-A	226858

July, 1989

COPYRIGHT © 1989 — FORD MOTOR COMPANY — DEARBORN, MICHIGAN

New Issue

**1980/
FORD TRUCK PARTS**

FORD TO MANUFACTURERS' PART NUMBERS

C O D E	FORD PART NUMBER	VENDOR PART NUMBER	C O D E	FORD PART NUMBER	VENDOR PART NUMBER	C O D E	FORD PART NUMBER	VENDOR PART NUMBER	
W	D2TZ	7A010-A	10-00-052	001	W	B6C	7017-D	T 89C-16	
S	D2TZ	7A010-B	18394		F	B6Q	7017-A	220256	
S	D3HZ	7A010-A	97391		F	B6T	7017-A	220241	
S	D3HZ	7A010-B	503920		F	B6T	7017-B	220285	
S	D3HZ	7A010-C	62393		W	B7C	7017-A	T 86G-16	
S	D6HZ	7A010-A	70392		W	B7C	7017-B	T 86H-16	
N	E0TZ	7A010-A	15054		S	B7QH	7017-A	463536	
W	E7TZ	7A010-A	1300-052	003	S	B7QH	7017-B	463540	
N	D8TZ	7C010-A	11801		N	B7T	7017-A	91313	
N	D8TZ	7C010-B	11803		N	B7T	7017-B	92263	
W	B8AZ	7A011-A	4898	A	W	B7Y	7017-A	T 87E-16	
W	B9AP	7A011-A	4898		W	B8A	7017-E	T 86J-16	
F	B8QH	7012-A	11428		W	B8A	7017-F	T 86F-16 B	
F	C1TT	7C012-A	16920		W	B8A	7017-G	T 85D-16 A	
F			8548		F	B8QH	7017-A	11445	
S	C1TT	7B013-B	1-Q-126		S	B8QH	7017-B	603564	
S	C1TT	7B013-C	1-Q-128		S	B8QH	7017-C	623567	
S	C6TZ	7B013-A	1-Q-120		S	B8QH	7017-D	623568	
S	C6TZ	7B013-B	1-Q-80		S	B8QH	7017-E	463543	
S			1-Q-8		F	B8QH	7017-G	11900	
F	C7TZ	7B013-A	14540		S	B8QH	7017-J	623569	
F	C7TZ	7B013-B	16268		S	B8QH	7017-K	463546	
S	D0HZ	7B013-A	1-Q-132		S	B8QH	7017-L	463545	
TR	D8HZ	7B013-A	M 20 MM-14-A-11		S	B9C	7017-A	233623	
F	C1TT	7C013-H	17079		S	B9T	7017-A	553572	
F			8546		S	B9T	7017-B	703515	
S	C9TZ	7C013-A	311228		S	B9TT	7017-A	4635106	
F	C1TT	7C014-A	8547		S			463555	
F	D4HZ	7C014-A	16828		S	B9TT	7017-B	463554	
F	D8HZ	7C014-A	17503		S	B9TT	7017-C	4635108	
S	D4HZ	7015-A	312832	X	S			463557	
S	B9TZ	7A015-A	300222	2	S	B9TT	7017-D	4635107	
S	C1TT	7A015-A	300283	1	S			463556	
S	C1TZ	7A015-A	300283		W	BB	7017-A	T 8C-16 A	
S	C3TZ	7A015-A	SKT112073		W	C0AA	7017-A	T 86K-16	
F	E8HZ	7L015-A	21964		S	C1TT	7017-A	623573	
F	E8HZ	7L015-B	21967		S	C1TT	7017-B	623533	
S	C6TZ	7016-A	183812		S	C1TT	7017-C	623537	
W	E4TZ	7016-A	13-09-410	004	F	C1TT	7017-D	12745	
W			13-09-410	004	S	C1TT	7017-E	82353	
F	E7HZ	7016-A	K 2016		S	C1TT	7017-F	80351	
S	C1TT	7C016-A	330489		F	C1TT	7017-G	11057	
F	C8TZ	7C016-A	228288		S	C1TZ	7017-A	310768	X
N	D3TZ	7C016-A	94743		W	C2AZ	7017-D	T 10B-16	
N	D4TZ	7C016-A	99411		W	C2AZ	7017-E	T 86N-16	
F	D6HZ	7C016-A	235419		W	C2AZ	7017-F	T 86M-16	
N	D6TZ	7C016-A	13372		W	C2OA	7017-A	SK 4357	CJ-16
N	D7TZ	7C016-A	13388		W	C2OZ	7017-D	T 86P-16	
W	E0TZ	7C016-A	13-45-035	001	F	C2TZ	7017-A	11056	
N	E1TZ	7C016-A	15099		N	C2TZ	7017-C	95286	
W	E7TZ	7C016-A	1300-035	001	N	C2TZ	7017-D	95002	
F	7EQ	7017-A	200083		N	C2TZ	7017-E	95288	
F	7EQH	7017-A	200496		W	C3AZ	7017-E	T 86K-16	B
W	8D	7017	T 87D-16		W	C3AZ	7017-F	T 10B-16	A
W	8MTH	7017	T 98-16		W	C3AZ	7017-G	T 10L-16	
S	B4Q	7017-A	553565		W	C3AZ	7017-J	T 85D-16	D
N	B5T	7017-A	90857		W	C3AZ	7017-K	T 86K-16	C
W	B6C	7017-C	T 98A-16		W	C3OZ	7017-C	T 86Q-16	
W	C3OZ	7017-E	T 10H-16		W	C3OZ	7017-E	T 10H-16	
W	C3OZ	7017-F	T 10J-16		W	C3OZ	7017-F	T 10J-16	
S	C3TZ	7017-C	603570		S	C3TZ	7017-C	603570	
W	C4AZ	7017-A	SK 4357	FG-16	W	C4AZ	7017-A	SK 4357	FG-16
W	C4AZ	7017-B	T 86P-16	C	W	C4AZ	7017-B	T 86P-16	C
N	C4TZ	7017-A	95723		N	C4TZ	7017-A	95723	
F	C4TZ	7017-D	14771		F	C4TZ	7017-D	14771	
F	C4TZ	7017-E	13748		F	C4TZ	7017-E	13748	
F	C4TZ	7017-F	14110		F	C4TZ	7017-F	14110	
F	C4TZ	7017-G	14152		F	C4TZ	7017-G	14152	
F	C4TZ	7017-H	14770		F	C4TZ	7017-H	14770	
F	C4TZ	7017-J	13597		F	C4TZ	7017-J	13597	
F	C4TZ	7017-K	227098		F	C4TZ	7017-K	227098	
F	C4TZ	7017-L	227079		F	C4TZ	7017-L	227079	
W	C5AZ	7017-C	T 86AA-16		W	C5AZ	7017-C	T 86AA-16	
W	C5AZ	7017-D	T 86AA-16	A	W	C5AZ	7017-D	T 86AA-16	A
N	C5TZ	7017-B	96383		N	C5TZ	7017-B	96383	
N	C5TZ	7017-C	96372		N	C5TZ	7017-C	96372	
W	C5TZ	7017-D	T 85N-16		W	C5TZ	7017-D	T 85N-16	
W	C5TZ	7017-E	T 87G-16		W	C5TZ	7017-E	T 87G-16	
W	C5TZ	7017-F	T 89F-16		W	C5TZ	7017-F	T 89F-16	
F	C5TZ	7017-G	226956		F	C5TZ	7017-G	226956	
F	C5TZ	7017-H	216381		F	C5TZ	7017-H	216381	
F	C5TZ	7017-J	226960		F	C5TZ	7017-J	226960	
F	C5TZ	7017-K	226962		F	C5TZ	7017-K	226962	
W	C5TZ	7017-L	T 18-16	A	W	C5TZ	7017-L	T 18-16	A
W			T 18-16	1/2	W			T 18-16	1/2
F	C6TZ	7017-A	14661		F	C6TZ	7017-A	14661	
S	C6TZ	7017-B	1836220		S	C6TZ	7017-B	1836220	
S	C6TZ	7017-C	1836228		S	C6TZ	7017-C	1836228	
F	C6TZ	7017-D	14745		F	C6TZ	7017-D	14745	
F	C6TZ	7017-E	14756		F	C6TZ	7017-E	14756	
S	C6TZ	7017-F	1836230		S	C6TZ	7017-F	1836230	
F	C6TZ	7017-G	14151		F	C6TZ	7017-G	14151	
F	C6TZ	7017-H	13245		F	C6TZ	7017-H	13245	
F	C6TZ	7017-J	15601		F	C6TZ	7017-J	15601	
F	C6TZ	7017-K	15638		F	C6TZ	7017-K	15638	
W	C6ZZ	7017-A	T 10Q-16		W	C6ZZ	7017-A	T 10Q-16	
W	C7TZ	7017-A	T 18B-16		W	C7TZ	7017-A	T 18B-16	
S	C7TZ	7017-B	463561		S	C7TZ	7017-B	463561	
S	C7TZ	7017-C	623540		S	C7TZ	7017-C	623540	
S	C7TZ	7017-D	463576		S	C7TZ	7017-D	463576	
S	C7TZ	7017-E	463549		S	C7TZ	7017-E	463549	
S	C7TZ	7017-F	623541		S	C7TZ	7017-F	623541	
S	C7TZ	7017-G	623598		S	C7TZ	7017-G	623598	
S	C7TZ	7017-H	85351		S	C7TZ	7017-H	85351	
S			F 8535		S			F 8535	
S	C7TZ	7017-J	80353		S	C7TZ	7017-J	80353	
S	C7TZ	7017-K	311574	X	S	C7TZ	7017-K	311574	X
F	C8TZ	7017-A	230208		F	C8TZ	7017-A	230208	
F			230207		F			230207	
F	C8TZ	7017-B	230210		F	C8TZ	7017-B	230210	
F			230209		F			230209	
F	C8TZ	7017-D	229907		F	C8TZ	7017-D	229907	
F	C8TZ	7017-E	229906		F	C8TZ	7017-E	229906	
F	C8TZ	7017-F	229901		F	C8TZ	7017-F	229901	
F	C8TZ	7017-G	229900		F	C8TZ	7017-G	229900	
W	C8TZ	7017-H	T 19-16		W	C8TZ	7017-H	T 19-16	

**1980/
FORD TRUCK PARTS**

CROSS REFERENCE LIST 291

FORD TO MANUFACTURERS' PART NUMBERS

C O D E	FORD PART NUMBER	VENDOR PART NUMBER	C O D E	FORD PART NUMBER	VENDOR PART NUMBER	C O D E	FORD PART NUMBER	VENDOR PART NUMBER
S	C8TZ 7017-J	6235106	F	D6HZ 7017-J	S 1254	S	E4HZ 7017-A	40-35-11 1X
S	C8TZ 7017-K	6235104	F	D6HZ 7017-K	S 1253	S		40351
F	C8TZ 7017-L	S 1235	S	D6HZ 7017-L	853516	S	E4HZ 7017-B	40-35-12 1X
F		A 3842	S	D6HZ 7017-M	53-35-11 1X	S		40353
F		15646	S		473524 1X	S	E4HZ 7017-C	40-35-15 1X
W	C8TZ 7017-M	T 19-16 A	S	D6HZ 7017-N	53-35-21 1X	S		40356
W	C8TZ 7017-N	T 18B-16 A	S		473526 1X	F	E4HZ 7017-D	20540
W	C8TZ 7017-R	T 18-16 L	S	D7HZ 7017-A	633518	W	E4TZ 7017-B	13-09-085 008
S	C9HZ 7017-A	463583	S	D7HZ 7017-B	633537 1X	W		13-09-085 008
S	C9HZ 7017-B	463584	S		633515	F	E6HZ 7017-A	3315536
S	C9TZ 7017-A	1836234	S	D7HZ 7017-C	633539 1X	F	E6HZ 7017-B	3315857
F	D0HZ 7017-A	226978	S		633523	F	E6HZ 7017-C	20535
F	D0HZ 7017-B	16284	S	D7HZ 7017-D	633540 1X	W	E6TZ 7017-A	13-09-085 013
F	D0HZ 7017-C	226977	S		633524	W	E6TZ 7017-B	13-09-085 014
S	D0HZ 7017-D	85352	S	D7HZ 7017-E	633538 1X	F	E7HZ 7017-A	3316168
F	D0HZ 7017-E	16450	F	D7HZ 7017-F	18364	F	E7HZ 7017-B	20658
F	D0HZ 7017-F	16281	N	D7TZ 7017-B	11656	F	E7HZ 7017-C	3316257
T	D1TZ 7017-A	3280-F-5024	N	D7TZ 7017-C	13358	F	E7HZ 7017-D	239810
S	D2HZ 7017-A	853514	N		15328	F	E7HZ 7017-E	239813
S	D2HZ 7017-B	703518	S	D8HZ 7017-A	973528	F	E7HZ 7017-F	20787
F	D2TZ 7017-A	233200	S	D8HZ 7017-B	97353	F		A 5021
F	D2TZ 7017-B	233195	F	D8HZ 7017-C	DA 18445	S	E7HZ 7017-G	97-35-82
F	D2TZ 7017-C	233196	F	D9HZ 7017-A	237742	F	E8HZ 7017-A	239812
S	D3HZ 7017-A	97351	S	D9HZ 7017-B	473527	F	E8HZ 7017-B	239806
S	D3HZ 7017-B	97858 1X	S	D9HZ 7017-C	473528 1X	F	E9HZ 7017-A	20788
N	D3TZ 7017-A	97816	F	E0HZ 7017-A	238103	F		A 5022
S	D3TZ 7017-B	1836244	W	E0HZ 7017-B	13-09-085 009	F	E9HZ 7017-B	S 1504
N	D3TZ 7017-C	11559	N	E0TZ 7017-A	13703	F		20538
W	D3TZ 7017-D	13-01-085 006	W		13779	F	E9HZ 7017-C	21988
S	D4HZ 7017-C	97355	W		13-45-689 003	F	E9HZ 7017-D	20531
S	D4HZ 7017-D	97359	F	E1HZ 7017-A	19646	S	FOHZ 7017-A	97-35-102
F	D4HZ 7017-E	16465	S	E1HZ 7017-B	973530	W	TBAA 7017-A	T 87D-16 H
F	D4HZ 7017-F	15110	S	E2HZ 7017-A	973554	W	TEAA 7017-A	T 98-16 G
S	D4HZ 7017-G	97358	S	E2HZ 7017-B	473537	N	TYAA 7017-A	90094
F	D4HZ 7017-H	S 1229	S	E2HZ 7017-C	473538	N	TYAA 7017-B	90313
F		S 1097	S	E2HZ 7017-D	633534	S	C1TT 7C017-A	82241
F	D4HZ 7017-J	S 1230	S	E2HZ 7017-E	633546	S		550916
F		S 1100	N	E2HZ 7017-F	15586	S	C1TT 7C018-A	330488
N	D4TZ 7017-A	11874	N	E2HZ 7017-G	15585	N	D3TZ 7C018-A	99086
N	D4TZ 7017-B	11484	S	E3HZ 7017-A	53352	N	E1TZ 7C018-A	15425
S	D5HZ 7017-A	4635105	S		53-35-2 1X	N	DOHZ 7019-A	97998
S	D5HZ 7017-B	6235123	S	E3HZ 7017-B	53359	S	D3HZ 7019-H	330730
S	D5HZ 7017-C	6235117	S		53-35-9 1X	S	D3HZ 7019-J	330731
S	D5HZ 7017-D	6235118	S	E3HZ 7017-C	533510	S	D3HZ 7019-K	330732
S	D5HZ 7017-E	6235122	S		53-35-10 1X	S	D3HZ 7019-L	330735
S	D5HZ 7017-F	6235119	S	E3HZ 7017-D	533513	S	D4HZ 7019-A	330751
S	D5HZ 7017-G	853513	S		53-35-13 1X	S	D4HZ 7019-B	330752
S	D5HZ 7017-H	853511	S	E3HZ 7017-E	533519	S	D8HZ 7019-A	330892
F	D6HZ 7017-A	235353	S		53-35-19 1X	S	D8HZ 7019-B	330814
F	D6HZ 7017-B	235354	S	E3HZ 7017-F	533520	S	D8HZ 7019-C	330891
F	D6HZ 7017-C	235355	S		53-35-20 1X	S	E1HZ 7019-A	330815
F	D6HZ 7017-D	235432	F	E3HZ 7017-G	235648	S	E1HZ 7019-B	330869
S	D6HZ 7017-E	47358	F	E3HZ 7017-H	235649	S	FOHZ 7019-A	330806
S	D6HZ 7017-F	47357	W	E3TZ 7017-B	13-09-085 012	S	FOHZ 7019-B	330959
S		473523 1X	W	E3TZ 7017-D	13-50-689 001	S	FOHZ 7019-C	330960
S	D6HZ 7017-G	47359	W	E3TZ 7017-F	13-01-085 020	S	FOHZ 7019-D	330961
S		473525 1X	W	E3TZ 7017-G	13-01-085 021	F	E7HZ 7A020-D	20827
S	D6HZ 7017-H	473510	W		13-01-085 021	S	C1TT 7B021-B	25-Q-1585

**1980/
FORD TRUCK PARTS**

FORD TO MANUFACTURERS' PART NUMBERS

C O D E	FORD PART NUMBER	VENDOR PART NUMBER	C O D E	FORD PART NUMBER	VENDOR PART NUMBER	C O D E	FORD PART NUMBER	VENDOR PART NUMBER
S	C1TT	7C021-A	F	C6TZ	7025-A	S	C9TA	7E028-B
S	B9C	7024-A	B		81504	S	C9TA	7E028-C
T	D1TZ	7024-A	B	C6TZ	7025-B	S	C9TA	7E028-D
T	D1TZ	7024-B	S		15117	S	C9TA	7E028-E
W	E3TZ	7024-A	F	C8TZ	7025-A	N	B3T	7029-A
W	E3TZ	7024-B	F	C8TZ	7025-B	F	B8QH	7029-A
W	E7TZ	7024-A	W	C8TZ	7025-C	S	B9T	7029-A
W	E7TZ	7K024-A	W		550532	S	B9T	7029-B
F	09B	7025	W	D6HZ	7025-A	W	C2AZ	7029-A
S		225600	B	D6HZ	7025-B	S	C6TZ	7029-A
B		550053	S		1314773	S	C6TZ	7029-B
B	51A	7025	F	D8HZ	7025-A	S	C6TZ	7029-C
W	8A	7025	F	E2HZ	7025-A	S	C6TZ	7029-D
W	8D	7025	F	E2HZ	7025-B	S	C6TZ	7029-E
B		1308 SL	W	E3TZ	7025-A	T	D1TZ	7029-A
B	8L	7025	W	E3TZ	7025-B	T	D1TZ	7029-B
B	8M	7025	W	E3TZ	7025-C	T	D1TZ	7029-C
W	8MTH	7025	W	E3TZ	7025-D	N	D2TZ	7029-A
W		209 L	F	E6HZ	7025-A	N	D3TZ	7029-A
W		307 L	F	E7HZ	7025-A	N	D3TZ	7029-B
W		207 S	F	E7HZ	7025-B	N	D3TZ	7029-C
W		X 3244 G	F	E7HZ	7025-C	N	D3TZ	7029-D
W		B 308 AMGS	F	E7TZ	7025-A	N	D4TZ	7029-A
W		5052 AMG	F	E7TZ	7025-B	N	D4TZ	7029-B
B		308 LI	W	E7TZ	7025-C	S	D6HZ	7029-A
N	B4T	7025-B	N	TGAA	7025-A	S	D6HZ	7029-E
B		68175	N		91845	S		313240 X
B	B5S	7025-A	F		92695	S		313240 3X
B	B7QH	7025-A	F		81007	S		313240 2X
S		550045	T		1828-S-149	S		313240 1X
N	B7T	7025-A	F		223724	N	E0TZ	7029-A
F		92358	B		211 MG	N	E0TZ	7029-B
F		81045	B		211 MFG	N	E0TZ	7029-C
B		1207 LO	B		1211 L	N	E0TZ	7029-D
S		550742	B		1207 SLO	W	C6ZZ	7A029-A
F	B8QH	7025-A	B		M 6211 NR	N	D4TZ	7A029-A
B		81516	S		550961	N	D6TZ	7A029-A
B		1212 SL	F	E7HZ	7Z025-A	N	D8TZ	7A029-A
F		212 MFG	F	E7HZ	7Z025-B	N	E0TZ	7A029-A
S	B8QH	7025-C	W	8D	7026	W	E0TZ	7A029-B
B		550013	W	8L	7026	W	E2TZ	7A029-A
T		210	W	B5A	7026-A	W	E3TZ	7A029-A
T		1228-J-192	N	B7T	7026-A	W		13-50-143 001
B	B8QH	7025-D	S	C6TZ	7026-A	S	D8HZ	7C029-A
S		216 SL	S	C6TZ	7026-B	W	8L	7030-A
S		550046	T	D1TZ	7026-A	W	8L	7030-B
S		550411	T	D1TZ	7026-B	W	8L	7030-C
S	B9TT	7025-A	T	D1TZ	7026-C	W	8L	7030-D
W	BB	7025	S	E7HZ	7026-A	W	8L	7030-E
B		209	N	TYAA	7026-A	W	8M	7030-B
F	C1TT	7025-A	F	E9HZ	7D026-A	W	8M	7030-C
F	C1TT	7025-C	S	C1TT	7A027-B	W	8M	7030-D
B		81501	S	C1TT	7A027-C	S	B4Q	7030-A
F		218 L	S	C6TZ	7A027-A	F	B8QH	7030-A
F		218 SG	S	C6TA	7E028-D	F	B8QH	7030-B
S	C3AZ	7025-B	S	C6TA	7E028-F	S	B8QH	7030-C
B		550010	S	C6TA	7E028-G	S	B8QH	7030-F
N		207 L	S	C6TA	7E028-H	W	BB	7030
F		89328	S	C9TA	7E028-A	S	C3TZ	7030-A
F		15039	S		300777 1	S		603819
S		550301						
T	C3AZ	7025-C						
F	C4TZ	7025-B						
B		81004						
B		F 312 M						
B		1312 S						
W	C5TZ	7025-A						
B		4957 BFG						
W	C5TZ	7025-B						
W		207 SLO						
W		5052 AMG						

1980/ FORD TRUCK PARTS

CROSS REFERENCE LIST 293

FORD TO MANUFACTURERS' PART NUMBERS

C O D E	FORD PART NUMBER	VENDOR PART NUMBER	C O D E	FORD PART NUMBER	VENDOR PART NUMBER	C O D E	FORD PART NUMBER	VENDOR PART NUMBER
F	C6TZ	7030-A	N	B3TZ	7A034-A	W		13-09-566 001
F		A 3782	W		96734	N	E3TZ	7A039-D
F	C6TZ	7030-B	W		R 11-77 D	N	E4TZ	7A039-A
F	C8TZ	7030-A	W		R 10C-77	N	E4TZ	7A039-J
F	C8TZ	7030-B	N	B5AZ	7A034-A	N	E7TZ	7A039-A
F		15253	W		15735	W	E7TZ	7A039-B
F		A 3878	N	E4TZ	7A034-A	N	E8TZ	7A039-L
F		15046	N		15895	W	B8TZ	7C039-A
F	C8TZ	7030-C	N	E4TZ	7A034-B	F	C1TT	7C039-A
F		A 3877	W	E7TZ	7A034-A	S	C1TZ	7C039-A
F		15050	S	C1TT	7C034-A	S	8D	7040
F	C8TZ	7030-D	S	C1TT	7C035-A	W	8L	7040
N	DOHZ	7030-A	S	C1TT	7C035-A	W	8MTH	7040
S	D3HZ	7030-D	F	C6TZ	7C035-A	W	B7C	7040-A
S	D3HZ	7030-E	F	C6TZ	7C035-B	S	C1TT	7040-A
F	D6HZ	7030-A	F	D4HZ	7C035-A	S	D3HZ	7040-A
F	D6HZ	7030-B	F	D4HZ	7C035-B	N	D4TZ	7040-A
S	D8HZ	7030-A	F	E1HZ	7C035-A	N		15491
S	E2HZ	7030-A	F	E1HZ	7C035-B	S	D9HZ	7040-A
F	E2HZ	7030-B	F	E2HZ	7C035-A	S	E3HZ	7040-A
F	E4HZ	7030-A	F	E9HZ	7C035-A	S	E3HZ	7040-B
F	E6HZ	7030-A	F		A 5176	S	E3HZ	7040-C
S	FOHZ	7030-A	S	C1TT	7C036-A	S	E3HZ	7040-D
B	8MTH	7031	S	C1TT	7C037-A	W	C1AA	7A040-A
W		Q 6086	F	C4TZ	7C037-A	S	C1TT	7C040-A
S	B7QH	7032-A	S	C1TT	7C038-A	S	C2TZ	7C040-A
S	C7TZ	7032-A	W	B7AZ	7A039-C	F	C1TT	7B041-A
F	D3TZ	7032-A	W	B8AZ	7A039-C	S	C1TT	7B041-B
F	E3HZ	7032-A	W	C2AZ	7A039-C	F	C6TZ	7B041-A
S	E4HZ	7032-A	W	C2OA	7A039-A	S	D3HZ	7B041-B
S	D3HZ	7033-A	W	C2OZ	7A039-E	W	E7TZ	7B041-A
S	D4HZ	7033-A	W	C3DZ	7A039-B	W		1300-070 001
S	D4HZ	7033-B	W	C3OZ	7A039-D	W		1356-070 002
S	D4HZ	7033-C	W	C5DZ	7A039-A	S	C1TT	7C042-A
S	D4HZ	7033-D	N	C5TZ	7A039-A	W	BB	7043
S	E2HZ	7033-A	N		96742	S	C1TT	7C043-A
S	E3HZ	7033-A	W	C5TZ	7A039-E	S	C6TZ	7C043-A
F	E9HZ	7033-A	W	C5ZZ	7A039-E	W	B5AZ	7A044-A
W	O1A	7034	N	C6TZ	7A039-A	W	B5AZ	7A044-B
S	B7QH	7034-A	N	C7TZ	7A039-A	W	B5AZ	7A044-C
T	B7T	7034-A	N		97214	W		T 88-13 H
S		A 1199-P-1394	N	D3TZ	7A039-A	W	C5AZ	7A044-A
W	C3TZ	7034-A	W	D3TZ	7A039-B	F	C6TZ	7A044-A
W	C5AZ	7034-A	N	D4TZ	7A039-B	F	C6TZ	7A044-B
S	C6TZ	7034-B	N	D4TZ	7A039-D	F	C8TZ	7A044-A
S		312268	N	D7TZ	7A039-A	F	C8TZ	7A044-B
S		311690	W	D9TZ	7A039-A	W	C8TZ	7A044-C
F	C7TZ	7034-A	W		13-01-566 001	F	D4HZ	7A044-A
S	DOHZ	7034-A	W		13-01-066 001	E	D6HZ	7A044-A
F	D1TZ	7034-A	N	E0TZ	7A039-A	F		A 4938
T		A 1199-J-166	N		15015	F		A 4388
T		1199-J-166	N	E0TZ	7A039-B	F		A 4683
N	D3TZ	7034-A	N		15013	F	E1HZ	7A044-A
N	D3TZ	7034-B	N		15016	W	E3TZ	7A044-A
N	D8TZ	7034-A	N		15014	F	E4HZ	7A044-A
N	E0TZ	7034-A	W	E0TZ	7A039-C	W	E4HZ	7A044-B
N	E4TZ	7034-A	W	E0TZ	7A039-D	F	E7HZ	7A044-A
N		15922	W		13-01-565 003	F		A 4937
N		15922	W		13-01-566 004	F		201032
F	E6HZ	7034-A	W	E0TZ	7A039-E			
F		3315948	W	E0TZ	7A039-H			
W		3312375	W		1301-566 010			
F	E7TZ	7034-A	W	E3TZ	7A039-B			
		1300-072 001	W		13-09-066 001			

July, 1989

COPYRIGHT © 1989 — FORD MOTOR COMPANY — DEARBORN, MICHIGAN

New Issue

**1980/
FORD TRUCK PARTS**

FORD TO MANUFACTURERS' PART NUMBERS

C O D E	FORD PART NUMBER	VENDOR PART NUMBER	C O D E	FORD PART NUMBER	VENDOR PART NUMBER	C O D E	FORD PART NUMBER	VENDOR PART NUMBER			
N	B7T	7045-A	92106	S	C1TZ	7050-B	311927 X	S	D5HZ	7050-A	601980 1X
F	B8QH	7045-A	8062	F	C2TZ	7050-A	13873	S	D5HZ	7050-B	611981 1X
W	BB	7045	4495	S	C3TZ	7050-B	601980	S	D6HZ	7050-A	601991 1X
F	C1TT	7045-A	8997	N	C4TZ	7050-A	95786	F	D6HZ	7050-B	235358
S	C1TT	7045-B	330319	N			95724	S	D6HZ	7050-E	471972 1X
F	C1TT	7045-C	10 702	F	C4TZ	7050-B	227078	S			471932 1X
S	C1TT	7045-D	330311	W	C5AZ	7050-C	T 86W-6	S			471920 1X
F	C2TZ	7045-A	8858	W	C5AZ	7050-D	T 85P-6	S	D6HZ	7050-F	471973 1X
S	DOHZ	7045-A	330530	N	C5TZ	7050-A	96384	S			471933 1X
S	DOTZ	7045-A	330796	N	C5TZ	7050-B	96373	S			471921 1X
S	D6HZ	7045-A	500898	W	C5TZ	7050-C	T 89F-6	S	D7HZ	7050-A	631920 1X
S	D8HZ	7045-A	545047	W	C5TZ	7050-D	T 85N-6	S			631912 1X
W	E0TZ	7045-A	13-45-149 001	W	C5TZ	7050-E	T 87G-6	S	D7HZ	7050-B	631921 1X
W	E0TZ	7045-B	10-00-149 019	F	C5TZ	7050-F	222447	S			631915 1X
S	E1HZ	7045-A	545057	F	C5TZ	7050-G	226957	N	D7TZ	7050-A	13359
S	E2HZ	7045-A	545065	W	C5TZ	7050-H	T 18-6	S	D8HZ	7050-A	601993 2X
S	E3HZ	7045-A	501200	F	C6TZ	7050-A	14267	F	D9HZ	7050-A	237743
W	E3TZ	7045-C	10-00-149 022	S	C6TZ	7050-C	181967	S	D9HZ	7050-B	461934 1-X
N	TYAA	7045-A	88254	F	C6TZ	7050-D	15450	S			471974 1X
S	D9HZ	7046-A	474682	F	C6TZ	7050-E	15207	S			471934 1X
F	E7HZ	7L047-A	20662	F	C6TZ	7050-G	10009	F	E0HZ	7050-A	238104
F	E7HZ	7L047-B	3315745	F	C6TZ	7050-H	7456	W	E0HZ	7050-B	13-09-607 001
N	C4TZ	7048-A	95827	F	C6TZ	7050-J	8471	S	E2HZ	7050-A	971936 1X
F	C4TZ	7048-B	225310	F	C6TZ	7050-K	8447	S	E2HZ	7050-B	531911 1X
F	C8TZ	7048-A	229367	F	C6TZ	7050-L	15637	S			471936 1X
F			520269	S	C7TZ	7050-A	C 85194	S	E2HZ	7050-C	631936 1X
F			452164 R	S			85193	S			631919 1X
S	D3HZ	7048-A	9746310	S	C7TZ	7050-B	85193	F	E3HZ	7050-A	235650
N	D3TZ	7048-A	11407	S			312316 X	W	E3TZ	7050-C	13-50-672 001
F	E3HZ	7048-A	235394	S	C7TZ	7050-C	801939	S	E4HZ	7050-A	40193 1X
F	E6HZ	7048-A	3315623	S	C7TZ	7050-D	801948	S	E4HZ	7050-B	401926 1X
W	51	7050-B	T 8C-6	F	C8TZ	7050-A	230212	S	E4HZ	7050-C	40191 1X
F	7EQ	7050	200084	F			230211	F	E4HZ	7050-D	20550
W	8D	7050	T 87D-6	F	C8TZ	7050-B	15647	S	E4HZ	7050-E	40-19-40 1X
W	8MTH	7050	T 98-6	F	C8TZ	7050-C	229902	F	E6HZ	7050-A	3315538
S	B4Q	7050-A	551955	F	C8TZ	7050-D	229908	F	E7HZ	7050-A	3316170
W	B6C	7050-A	T 98A-6	W	C8TZ	7050-E	T 19-6	F	E7HZ	7050-B	20651
W	B6C	7050-B	T 89C-6	S	C8TZ	7050-F	621978	F	E7HZ	7050-C	20785
W	B7A	7050-E	T 86F-6 A	S	C9TZ	7050-A	181973	S	E7HZ	7050-D	97-19-52 1X
W	B7C	7050-A	T 86G-6	F	DOHZ	7050-A	16277	W	E7TZ	7050-A	1359-672 001
N	B7T	7050-A	91316	F	DOHZ	7050-B	16434	F	E8HZ	7050-A	22129
S	B8QH	7050-B	601972	F	DOHZ	7050-C	15019	W	E8TZ	7050-D	1350672 002
S	B9C	7050-A	23199	T	D1TZ	7050-A	A1 3866-X-804	W	E8TZ	7050-E	1359672 002
S	B9T	7050-A	621965	T	D1TZ	7050-B	3838-N-196	F	E9HZ	7050-A	20777
S	B9T	7050-B	461955 1X	S	D1TZ	7050-C	181981	F	E9HZ	7050-B	20552
S			461927	S			C 181964	F	E9HZ	7050-C	21982
F	B9T	7050-C	12366	S	D1TZ	7050-D	181980	W	TBAA	7050-A	T 87D-6 H
F	B9T	7050-D	12368	S			C 181974	F	TGAA	7050-A	208461
S	B9T	7050-E	461956 1X	S	D2HZ	7050-A	701939	N	TYAA	7050-A	90097
S			461928	S			311726 X	W	70	7051	T 87G-145
S	B9TZ	7050-A	701921	S	D3HZ	7050-A	97191 1X	F	7EQ	7051	201751
S	B9TZ	7050-B	701934	S			97191	W	8D	7051-A	T 87D-145
W	C1AA	7050-A	T 85D-6 B	N	D3TZ	7050-A	97813	W	8D	7051-B	T 87D-145 A
S	C1TT	7050-A	621922	S	D3TZ	7050-B	183605	W	8MTH	7051-B	T 98-145 AorC
F	C1TT	7050-B	9029	N	D3TZ	7050-E	11460	N	B3T	7051-A	88311
S	C1TT	7050-C	82191	W	D3TZ	7050-F	13-01-027 007	S	B4Q	7051-A	5522321
S	C1TT	7050-D	801911	F	D4HZ	7050-A	15111	W	B6A	7051-A	T 90A-145
S	C1TZ	7050-A	312429 X	N	D4TZ	7050-A	11453	W	B6C	7051-A	T 85B-145 C

**1980/
FORD TRUCK PARTS**

CROSS REFERENCE LIST 295

FORD TO MANUFACTURERS' PART NUMBERS

C O D E	FORD PART NUMBER	VENDOR PART NUMBER	C O D E	FORD PART NUMBER	VENDOR PART NUMBER	C O D E	FORD PART NUMBER	VENDOR PART NUMBER
W		T 85B-145	F	E7HZ 7051-B	20789	F		14664
S	B7QH 7051-A	462234	N	TYAA 7051-A	90098	F	D0HZ 7A059-A	15984
S	B7QH 7051-B	462235	N	D4TZ 7B051-B	11461	F	D0HZ 7A059-B	16238
N	B7T 7051-A	92163	N	D6TZ 7B051-A	13251	F	D0HZ 7A059-C	15971
N	B7T 7051-B	38809	W	E0TZ 7B051-B	13-45-043 006	T	D1TZ 7A059-A	1244-G-1255
W	B8C 7051-A	T 86G-145	W	21C 7052-A	R 10C-110	F	D4HZ 7A059-A	16463
F	B8QH 7051-A	5411	B	78 7052	13568	F	D4HZ 7A059-B	16337
S	B8QH 7051-B	6022322	W	B5AZ 7052-A	T 85C-110	F	E7HZ 7A059-A	20778
S	B8QH 7051-D	7022323	S	B8TZ 7052-A	604638	F	E7HZ 7A059-B	21028
S	B8TZ 7051-A	6222313	S		604634	S	D4HZ 7060-A	312831 X
S	B9TT 7051-A	6222317	S	B9TZ 7052-A	70954	N	D4TZ 7060-A	11435
S	B9TZ 7051-A	7022314	S		310957	S	B9TT 7A060-A	704666
S	B9TZ 7051-B	7022321	N	C4TZ 7052-A	96733	S	C1TT 7A060-A	704664
F	C1TT 7051-A	8857	W	C5TZ 7052-A	T 89C-54	F	C1TT 7A060-B	10610
S	C1TT 7051-B	822232	W	C5TZ 7052-B	3-110 A	F	C1TZ 7A060-A	14505
S		832232	N	C6TZ 7052-A	97009	F	C1TZ 7A060-B	14693
F	C1TZ 7051-A	10728	F		97009	S	C3TZ 7A060-A	6046613
F	C1TZ 7051-B	12630	F	C9TZ 7052-A	16020	F	C3TZ 7A060-B	13432
S	C1TZ 7051-C	822236	S	C9TZ 7052-B	824634	F	D0HZ 7A060-A	16258
W	C2AZ 7051-A	T 10-145	F	D0TZ 7052-A	15313	F	D4HZ 7A060-A	15959
N	C2TZ 7051-A	92732	S	D3HZ 7052-A	974632	F	D6HZ 7A060-A	17910
S	C3TZ 7051-A	6022325	N	D5AZ 7052-A	15736	F	D6HZ 7A060-B	17908
N	C4TZ 7051-A	95717	W	D6ZZ 7052-A	13-32-044 004	F	D6HZ 7A060-C	17913
F	C5TZ 7051-A	202074	S	D7HZ 7052-A	464638	F	E1HZ 7A060-A	18995
F	C6TZ 7051-A	14311	W	D9TZ 7052-A	10-00-044 023	F	E1HZ 7A060-B	17242
F	C6TZ 7051-B	10743	W	E0HZ 7052-A	10-00-044 024	F	E1HZ 7A060-C	18996
F	C6TZ 7051-C	3830	W	E3TZ 7052-B	10-00-044 012	F	E2HZ 7A060-A	19132
F	C6TZ 7051-D	8448	F	E6HZ 7052-A	3315624	F	E9HZ 7A060-A	21360
F	C6TZ 7051-E	8957	F	E7HZ 7052-A	20715	W	01T 7061-A	T 8D-2 B
S	C7TZ 7051-A	462233	S	E7HZ 7052-C	97-463-36	F	7EQ 7061-A	201012
S	C7TZ 7051-B	852236	W	E7TZ 7052-A	1300-016 002	W	8D 7061	T 87D-2 A
F	C8TZ 7051-A	A 3871	S	F0HZ 7052-A	98-463-1	W	8J 7061	T 87D-2
F		15059	F	E7HZ 7L055-A	19927	W	8MTH 7061-B	T 98-2
F	C8TZ 7051-B	223714	W	8MTH 7056	T 98-63	S	B4Q 7061-A	5536221
F	D0HZ 7051-A	16435	W	8D 7059	4746	W	B5A 7061-F	T 85C-2 D
F	D0HZ 7051-B	16442	F	B3Q 7059-A	224069	W	B5A 7061-G	T 86E-2 N
S	D2HZ 7051-A	7022329	F	B3Q 7059-B	224070	N	B5T 7061-A	90557
S	D3HZ 7051-A	972231	N	B5T 7059-A	90566 A	W	B6C 7061-A	T 89C-2
S	D4HZ 7051-A	6222317	N	B5T 7059-B	90566 B	F	B6T 7061-B	801232
S	D6HZ 7051-A	6022329	N	B5T 7059-C	90566 C	S	B7QH 7061-A	463625
F	D6HZ 7051-B	235408	N	B5T 7059-D	90566 D	S		311658 X
F	D6HZ 7051-C	235409	N	B5T 7059-E	90663 A	N	B7T 7061-A	91176
F	D6HZ 7051-D	235407	N	B5T 7059-F	90663 B	N	B7TZ 7061-A	97678
S	D6HZ 7051-E	472231	N	B5T 7059-G	90663 C	F	B8QH 7061-A	10220
S	D6HZ 7051-F	472235	S	B8QH 7059-A	623814	F	B8QH 7061-B	11639
S	D7HZ 7051-A	632234	N	C4TZ 7059-A	95703	S	B8QH 7061-C	6036213
S	D7HZ 7051-B	632235	N	D0HZ 7059-A	96711 A	S	B8QH 7061-D	6236220
S	D7HZ 7051-C	632232	N	D0HZ 7059-B	96711 B	S	B9C 7061-B	233621
F	D9HZ 7051-A	235403	N	D0HZ 7059-C	96711 C	S	B9C 7061-C	23351
F	D9HZ 7051-B	235404	N	D0HZ 7059-D	96711 D	W	B9C 7061-D	T 98A-2 A
F	D9HZ 7051-C	235405	F	D6HZ 7059-A	235416	S	B9QH 7061-A	463626
F	D9HZ 7051-D	235406	N	E0TZ 7059-A	13955	F	B9T 7061-A	222959
W	E0HZ 7051-A	13-09-037 001	F	E6HZ 7059-A	240037	S	B9T 7061-B	5536223
W	E0HZ 7051-B	13-09-037 002	F	E6HZ 7059-B	240327	F	B9T 7061-C	222965
W	E0HZ 7051-C	13-09-037 003	F	E7HZ 7059-A	3313798	W	B9TT 7061-D	T 86G-2 A
W	E0HZ 7051-D	13-09-037 004	N	TYAA 7059-A	88228	S	B9TT 7061-E	7036214
W	E0HZ 7051-E	13-09-037 005	F	C8TZ 7A059-A	15064	W	BB 7061	T 8-2A
F	E7HZ 7051-A	3315659	F	C9TZ 7A059-A	16396	F	C1TT 7061-A	12506

**1980/
FORD TRUCK PARTS**

FORD TO MANUFACTURERS' PART NUMBERS

C O D E	FORD PART NUMBER	VENDOR PART NUMBER	C O D E	FORD PART NUMBER	VENDOR PART NUMBER	C O D E	FORD PART NUMBER	VENDOR PART NUMBER			
S	C1TT	7061-B	7036216	W	C8TZ	7061-G	T 19-2	S	D5TZ	7061-A	1836245
F	C1TT	7061-C	12508	W			13-09-410 002	N	D5TZ	7061-B	13185
S	C1TT	7061-D	8236210	F	C8TZ	7061-H	A 3825	F	D6HZ	7061-A	235359
F	C1TT	7061-E	13285	F			15781	S	D6HZ	7061-B	473621
S	C1TT	7061-G	803623	W	C8TZ	7061-J	T 18-2 H	N	D6TZ	7061-A	13225
S	C1TT	7061-H	8236211	F	C8TZ	7061-K	16391	N	D6TZ	7061-B	11800
S			311715 X	F	C9TZ	7061-A	A 3846	N	D6TZ	7061-C	13109
F	C1TZ	7061-A	A 3449	F			15707	N	D6TZ	7061-D	13038
F			14869	S	C9TZ	7061-B	1836236	N	D6TZ	7061-E	13149
F	C1TZ	7061-B	A 3502	S	C9TZ	7061-C	4636218	S	D7HZ	7061-A	633623
W	C2AZ	7061-A	T 10B-2	S	C9TZ	7061-D	6236227	S	D8HZ	7061-A	9736226
N	C2TZ	7061-B	94997	F	D0HZ	7061-A	16232	S	D8HZ	7061-B	9736229
W	C3DZ	7061-B	T 10H-2 A	F	D0HZ	7061-B	16245	F	D8HZ	7061-C	18665
W	C3OZ	7061-C	T 10H-2	F	D0HZ	7061-C	A 3897	S			633622
S	C3TZ	7061-B	6036222	F			16259	F	D8HZ	7061-D	18666
F	C4TZ	7061-B	13593	S	D0HZ	7061-D	853624	F	D8HZ	7061-E	S 1220
F			A 3593	F	D0HZ	7061-E	16445	F			18362
N	C4TZ	7061-C	95707	N	D0HZ	7061-F	99511	N	D8TZ	7061-A	13469
F	C4TZ	7061-D	227075	F	D0HZ	7061-G	S 1340	N	D8TZ	7061-B	13470
F	C4TZ	7061-E	A 3637	F			A 4114	F	D9HZ	7061-A	237736
W	C5AZ	7061-C	T 86AA-2	W	D0TZ	7061-E	T 18-2	W	D9TZ	7061-A	13-01-171 003
W	C5AZ	7061-E	T 85AA-2 B	F	D1HZ	7061-A	A 4091	F	E0HZ	7061-A	18999
W	C5DZ	7061-A	T 10H-2 B	F			K 1640	W	E0HZ	7061-B	13-09-171 006
N	C5TZ	7061-E	96374	F	D1HZ	7061-B	A 4094	N	E0TZ	7061-A	13737
F	C5TZ	7061-F	222464	F			16259	N	E0TZ	7061-B	13750
W	C5TZ	7061-G	T 18-2 A	T	D1TZ	7061-A	A 3880-U-1217	W	E0TZ	7061-D	13-45-171 003
N	C5TZ	7061-H	96987	T	D1TZ	7061-B	3880-V-724	W	E0TZ	7061-E	13-45-171 002
N			95947	W	D2TZ	7061-A	13-01-171 001	F	E1HZ	7061-B	A 4389
S			96987	S	D2TZ	7061-B	1836224	F	E1HZ	7061-C	19204
F	C6TZ	7061-A	14320	F	D2TZ	7061-C	A 4144	S	E1HZ	7061-D	9736236
F	C6TZ	7061-B	A 3465	S	D2TZ	7061-D	4636221	F	E1HZ	7061-E	18127
F			14865	S	D3HZ	7061-A	973628	F	E1HZ	7061-F	18391
S	C6TZ	7061-C	1836210	S	D3HZ	7061-B	9736215	F	E1HZ	7061-G	239348
S	C6TZ	7061-D	1836216	S	D3HZ	7061-C	9736222 1X	N	E1TZ	7061-A	15333
S	C6TZ	7061-E	1836218	N	D3TZ	7061-A	99653	N	E1TZ	7061-B	15415
S	C6TZ	7061-F	1836222	N	D3TZ	7061-B	11391	N	E1TZ	7061-D	15647
F	C6TZ	7061-G	14956	W	D3TZ	7061-C	13-01-171 002	S	E2HZ	7061-A	9736245
F	C6TZ	7061-H	14622	F	D4HZ	7061-A	16796	S			97-362-59
F	C6TZ	7061-J	14628	F	D4HZ	7061-B	16805	S	E2HZ	7061-B	9736247
F	C6TZ	7061-K	14629	S	D4HZ	7061-D	9736216 1X	S	E2HZ	7061-C	9736252
F	C6TZ	7061-L	A 3367	F	D4HZ	7061-E	A 4101	F	E2HZ	7061-D	19281
F			14710	F			S 1149	F	E2HZ	7061-E	A 4738
F	C6TZ	7061-M	14757	F			15956	F			K 1644 P1A
F	C6TZ	7061-N	13240	F	D4HZ	7061-F	16761	F	E2HZ	7061-F	A 4736
F	C6TZ	7061-P	13296	F			S 1341	F	E2HZ	7061-G	S 1551
W	C6ZZ	7061-A	T 10Q-2	F			A 4123	F			S 1411
W	C7TZ	7061-A	T 18B-2	F	D4HZ	7061-G	16785	F	E2HZ	7061-H	19202
S	C7TZ	7061-B	F 823622 1	N	D4TZ	7061-A	11869	S	E3HZ	7061-A	533623
S			853622	N	D4TZ	7061-B	13002	S	E3HZ	7061-B	533624
N	C7TZ	7061-C	97478	N			11996	S	E3HZ	7061-C	533627
S	C7TZ	7061-D	311577 X	N	D4TZ	7061-C	11998	S			533625
W	C7TZ	7061-E	T 18B-2 A	N	D4TZ	7061-E	13082	W	E3TZ	7061-B	13-09-171 007
W	C8TZ	7061-A	T 18-2 F	N	D4TZ	7061-F	11999	W	E3TZ	7061-C	13-09-171 005
F	C8TZ	7061-B	228289	F	D5HZ	7061-A	S 1150	N	E3TZ	7061-D	15739
F	C8TZ	7061-C	15452	F			A 4413	W	E3TZ	7061-H	13-50-171 001
F	C8TZ	7061-D	15447	F			18017	N	E3TZ	7061-J	15820
S	C8TZ	7061-E	1836232	F	D5HZ	7061-B	A 4414	N	E3TZ	7061-L	15905
F	C8TZ	7061-F	229905	F			18018	S	E4HZ	7061-A	403621

**1980/
FORD TRUCK PARTS**

CROSS REFERENCE LIST 297

FORD TO MANUFACTURERS' PART NUMBERS

C O D E	FORD PART NUMBER	VENDOR PART NUMBER	C O D E	FORD PART NUMBER	VENDOR PART NUMBER	C O D E	FORD PART NUMBER	VENDOR PART NUMBER			
W	E4HZ	7061-B	13-09-171 002	N	C4TZ	7063-A	95702	S	C1TT	7064-L	803815
W			13-09-171 002	F	C5TZ	7063-A	224116	F	C5TZ	7064-A	224119
N	E4TZ	7061-B	15897	F	C6TZ	7063-A	8449	F	C6TZ	7064-A	14289
N			15897	F	C6TZ	7063-B	8959	F	C6TZ	7064-B	14291
F	E6HZ	7061-A	239785	F	C6TZ	7063-C	15639	F	C6TZ	7064-C	A 3784
W	E6TZ	7061-A	13-01-171 005	F	D0HZ	7063-A	16436	F			14993
W	E6TZ	7061-B	13-01-171 006	F	D0HZ	7063-B	16437	F	C6TZ	7064-D	15011
W	E6TZ	7061-C	13-01-171 007	F	D0HZ	7063-C	16438	F	C6TZ	7064-E	14750
W	E6TZ	7061-D	13-09-171 008	F	D6HZ	7063-A	235415	S	C7TZ	7064-A	803817
W	E6TZ	7061-E	13-09-171 009	F	E9HZ	7063-A	21359	F	C8TZ	7064-A	224031
F	E7HZ	7061-A	3316173	N	TYAA	7063-A	38578	S			224031
F	E7HZ	7061-B	20675	S	B4TZ	7A063-A	5546513	F	C8TZ	7064-B	15047
F	E7HZ	7061-C	3315690	S	B8TZ	7A063-A	604656	F	C8TZ	7064-C	A 3870
F	E7HZ	7061-D	21657	S	B9TT	7A063-A	704656	F			15048
F	E7HZ	7061-E	20614	S	C3TZ	7A063-A	6046512	F	D0HZ	7064-A	15980
F	E7HZ	7061-F	20835	F	C6TZ	7A063-A	12487	F	D0HZ	7064-B	15994
F	E7HZ	7061-G	21078	S	D0HZ	7A063-A	854656	F	D0HZ	7064-C	16235
F			S 1522	W	E0TZ	7D063-A	13-45-165 002	F	D0HZ	7064-D	15973
S	E7HZ	7061-H	63-362-6	W	E3TZ	7D063-A	13-50-165 001	F	D0HZ	7064-E	15417
W	E7TZ	7061-B	1356-171 007	N	D4TZ	7F063-B	11474	F	D0HZ	7064-F	16722
W	E7TZ	7061-C	1356-171 009	N	E0TZ	7F063-A	13722	F	D0HZ	7064-G	16723
W	E7TZ	7061-D	1356-171 008	W	E0TZ	7F063-B	13-45-099 004	T	D1TZ	7064-A	1854-W-257
W	E7TZ	7061-E	1359-171 001	W	E3TZ	7F063-A	13-50-099 002	T	D1TZ	7064-B	1854-D-212
F	E8HZ	7061-A	21323	W	E3TZ	7F063-B	13-50-099 003	F	D2HZ	7064-A	16387
F	E8HZ	7061-B	21327	W	E5TZ	7F063-A	13-50-099 004	S	D3HZ	7064-A	973816
F	E9HZ	7061-A	21325	W			13-50-099 004	S	D3HZ	7064-B	973814
F	E9HZ	7061-B	S 1550	W	E6TZ	7F063-A	13-50-099 006	S	D3HZ	7064-C	973815
F			21328	W	E6TZ	7F063-B	13-50-099 007	S	D3HZ	7064-D	973812
S	F0HZ	7061-A	97-362-67	W	E7TZ	7F063-A	1356-099 004	S	D3HZ	7064-E	543811
F	TGAA	7061-B	209280	W	E7TZ	7F063-B	1356-099 005	S	D4HZ	7064-A	703819
N	TYAA	7061-A	90262	W	E9TZ	7F063-A	1345-099 006	S	D4HZ	7064-B	9738113
S	B9TT	7A061-A	704658	W	8D	7064-A	4745	F	D4HZ	7064-C	15957
S	C3TZ	7A061-A	6046514	W	8D	7064-B	4745 A	F	D4HZ	7064-D	11364
F	D0HZ	7A061-A	16449	W	8D	7064-C	4745 B	F	D4HZ	7064-E	16628
S	D3HZ	7A061-A	974654	W	8D	7064-D	4745 C	F	D4HZ	7064-F	16763
S	D3HZ	7A061-B	974657	W	8L	7064-A	4734	F	D5HZ	7064-A	18135
S	D3HZ	7A061-C	9746511	W	8L	7064-B	4734 A	S	D6HZ	7064-A	273815
S	D3HZ	7A061-D	9746513	W	8L	7064-C	4734 B	S	D8HZ	7064-A	9738130
S	D4HZ	7A061-A	974655	W	8L	7064-D	4734 C	S	D8HZ	7064-B	9738129
S	D4HZ	7A061-B	974663	W	8MTH	7064-A	4559 A	S	D8HZ	7064-C	9738126
S	D6HZ	7A061-A	9746523	W	8MTH	7064-B	4559 B	S	E1HZ	7064-A	9738134
S	D6HZ	7A061-B	9746521	W	8MTH	7064-C	4559 C	S	E1HZ	7064-B	983811
S	D8HZ	7A061-A	9746520	W	8MTH	7064-D	4559 D	F	E1HZ	7064-C	19793
S	E1HZ	7A061-A	9746524	W	B5A	7064-A	4734 D	S	E2HZ	7064-A	9738135
S	E1HZ	7A061-B	9746533	W	B5A	7064-B	4734 E	S	E4HZ	7064-A	403812
S	E2HZ	7A061-A	9746527	W	B6C	7064-A	4816	S	E4HZ	7064-B	403813
S	F0HZ	7A061-A	97-465-56	W	B6C	7064-B	4816 A	S	E4HZ	7064-C	403814
S	F0HZ	7A061-B	97-465-59	W	B6C	7064-C	4816 B	S	E4HZ	7064-D	403815
F	B8QH	7062-A	9493	W	B6C	7064-D	4816 C	F	E6HZ	7064-A	240767
W	BB	7062	T 69-137	S	C1TT	7064-B	803814	F	E7HZ	7064-A	3315751
F	E6HZ	7062-A	240026	S	C1TT	7064-C	803812	F	E7HZ	7064-B	3315752
F	E6HZ	7062-B	235430	S	C1TT	7064-D	803813	F	E7HZ	7064-C	3315717
S	E4HZ	7L062-A	40801	S	C1TT	7064-E	713815	F	E7HZ	7064-D	3315718
F	7EQ	7063	224031	F	C1TT	7064-F	6218	F	E7HZ	7064-E	3315725
S	B4Q	7063-A	553731	S	C1TT	7064-G	303819	F	E7HZ	7064-F	3315728
S	B8QH	7063-B	603723	S	C1TT	7064-H	553816	F	E7HZ	7064-G	3315729
S	B9TZ	7063-B	70376	S	C1TT	7064-J	623816	F	E7HZ	7064-H	20676
S	C3TZ	7063-A	603730	S	C1TT	7064-K	803811	F	E7HZ	7064-J	20692

July, 1989

COPYRIGHT © 1989 — FORD MOTOR COMPANY — DEARBORN, MICHIGAN

New Issue

**1980/
FORD TRUCK PARTS**

FORD TO MANUFACTURERS' PART NUMBERS

C O D E	FORD PART NUMBER	VENDOR PART NUMBER	C O D E	FORD PART NUMBER	VENDOR PART NUMBER	C O D E	FORD PART NUMBER	VENDOR PART NUMBER
F	E7HZ	7064-K	F	C4TZ	7065-B	N	E0TZ	7065-A
S	E7HZ	7064-L	B		81502	N		13704
F	E8HZ	7064-A	F	C4TZ	7065-C	N		13969
F	E8HZ	7064-B	B		227080	W	E0TZ	7065-B
S	F0HZ	7064-A	B		N 309 L	F	E1HZ	7065-A
S	F0HZ	7064-B	F	C6TZ	7065-A	S	E2HZ	7065-A
S	F0HZ	7064-C	B		81505	F	E2HZ	7065-B
S	B9TT	7A064-A	B	C6TZ	7065-B	B	E3HZ	7065-A
S	C6TZ	7A064-A	F		MU 1204 JA	B		K 80-88 30
S	D2HZ	7A064-A	S	C6TZ	7065-C	B		808830
S	D3HZ	7A064-A	B		14365	S		550957
S	D8HZ	7A064-A	B		550171	B	E4HZ	7065-A
B	51A	7065	S	C6TZ	7065-D	B		211 SG
F		15040	S		14131	B		211 L
W	7EQ	7065	S	C6TZ	7065-E	B		6211 NR
W		X 3221 G	B		550173	S		550565
N		B 308 AG	F	C6TZ	7065-F	F	E4HZ	7065-B
B		38831	B		81548	F	E6HZ	7065-A
E		308 L	F	C6TZ	7065-G	F	E7HZ	7065-A
W	8A	7065	B		81549	F	E7HZ	7065-B
N	8D	7065	B		MRC 213 S	S	E7HZ	7065-C
S		94508	F	C6TZ	7065-H	S	E7HZ	7065-D
W		550023	B		81515	S	E7HZ	7065-E
N		X 3220 G	B	C7TZ	7065-A	W	E8TZ	7065-C
N		68190	S		1314 SL	F	E9HZ	7065-A
N		68166	B	C7TZ	7065-B	N	TGAA	7065-A
N		68149	S		550777	N		94943
N		38943	B	C8TZ	7065-B	N		68168
B		307 L	F		WIR 312 L	B		309 L
S	B7QH	7065-A	S		550779	E		34716
F		550058	F	C9TZ	7065-A	B	B9TT	7A065-A
F		81008	B	D0HZ	7065-A	S		MR 1313 EJ
B		81052	S		MSN 1311 GELR	S	B9TT	7A066-A
B		1310 LO	B	D1TZ	7065-A	S	C1TT	7A066-A
B	B7T	7065-B	T		7607	F	C1TT	7A066-B
S	B8QH	7065-B	T	D1TZ	7065-B	S	C3TZ	7A066-A
F		550061	T		25878	S	D2HZ	7A066-A
B		81012	S		25584	W	E0TZ	7B066-A
B		1311 L	S	D2HZ	7065-A	W	E0TZ	7B066-B
S		550772	S	D2HZ	7065-B	N	E1TZ	7B066-A
S	B9C	7065-A	S	D2TZ	7065-B	N	E2TZ	7B066-A
B		304821	S	D3HZ	7065-D	W	E3TZ	7B066-A
B	B9TT	7065-A	S	D3HZ	7065-E	S	E3HZ	7L066-A
F		1412 L	N	D3TZ	7065-A	S	B9C	7067-A
S		81556	B		A 85382	S	C6TZ	7067-A
B		550068	B		SAE 4620	S	C6TZ	7067-B
B	C0DZ	7065-A	B		2793	S		330817
B	C1TT	7065-A	T		2793	S		330132
B	C1TT	7065-C	N	D3TZ	7065-C	S		312289 X
F		1313 L	N		11502	T	D1TZ	7067-A
F		81506	N		11430	T	D1TZ	7067-B
B		313 SG	F	D4HZ	7065-A	S	D2TZ	7067-A
F		313 SG	S		16817	S	D2TZ	7067-B
B	C1TT	7065-E	S	D4HZ	7065-B	S	D2TZ	7067-C
B	C1TT	7065-G	S	D4HZ	7065-C	S	D2TZ	7067-D
S		5215 WL	S	D4TZ	7065-D	N	D3TZ	7067-A
B		MU 1312 TM	N	D4TZ	7065-A	N	D3TZ	7067-B
B	C1TZ	7065-A	F	D6HZ	7065-A	N	D3TZ	7067-C
B		550253	F		237227	N	D3TZ	7067-D
B		MR 1312 EL	B		654141	N	D4TZ	7067-A
B		1312	B	D6HZ	7065-B	N	D4TZ	7067-B
B	C2DZ	7065-A	S		2580	F	E6HZ	7R067-A
N	C4TZ	7065-A	S		550931	S	B7QH	7069-A
W		92712	S	D7HZ	7065-A	N	B7T	7069-A
N		B 308 AMG	S		550612	N		91492
N		68163	S	D7HZ	7065-B	F		654166
B		308 MG	F	D9HZ	7065-A	S		1016 W
			B		731321	N		
					25584			

**1980/
FORD TRUCK PARTS**

CROSS REFERENCE LIST 299

FORD TO MANUFACTURERS' PART NUMBERS

C O D E	FORD PART NUMBER	VENDOR PART NUMBER	C O D E	FORD PART NUMBER	VENDOR PART NUMBER	C O D E	FORD PART NUMBER	VENDOR PART NUMBER
F	C1TT 7069-A	10725	S	D3HZ 7A074-A	330737	F	E7HZ 7A081-C	21775
F	C2TZ 7069-A	221015	W	E6TZ 7W074-A	13-50-156 008	F		TX 3341
F	C5TZ 7069-A	221141	W	E7TZ 7W074-A	1356-156 005	F	E7HZ 7A081-E	3316290
F	C5TZ 7069-B	221140	S	B9TT 7A075-A	703717	F	E7HZ 7B081-B	21043
F	C5TZ 7069-C	221138	S	D4HZ 7A075-A	703726	F	E7HZ 7B081-C	21044
F	C5TZ 7069-D	221139	S	B9TT 7A076-A	703719	F	E7HZ 7B081-D	20923
F	C6TZ 7069-A	14711	S	C1TT 7A076-A	82371	F	E7HZ 7B081-E	20924
F	C6TZ 7069-B	8654	S	DOHZ 7A076-A	823721	N	C5TZ 7E082-A	97042
F	C8TZ 7069-A	228310	S	O1T 7077	31/2-14 39	F	D4HZ 7E082-A	16816
F	C9HZ 7069-A	15651	F	C8TZ 7K077-A	15094	F	C1TT 7C083-A	10457
N	DOHZ 7069-A	97974	S	D4HZ 7K077-A	500714 19	F	E9HZ 7K084-A	21452
F	D8HZ 7069-A	18701	S	B9TT 7A078-A	704665	F		K 2106
F		14711	S	C3TZ 7A078-A	60246	F		K 2060
F	E0HZ 7069-A	18717	S	C3TZ 7A078-B	550901	F	7EQ 7085	50332
F	E7HZ 7069-A	19911	S	B9TT 7A079-A	70833	W	B6C 7085-A	AT 89C-7
N	7EQ 7070	38833	S	C1TT 7A079-A	70824	W	B6D 7085-B	AT 89C-7 A
N	8D 7070	94509	S	C1TT 7A079-B	70823	F	B8QH 7085-A	A 1934
W		T 90A-6 1/2	S	C3TZ 7A079-A	60863	S	B9C 7085-A	231914
W	8MTH 7070	4745 E	S	C3TZ 7A079-B	70842	S	B9TZ 7085-A	23193
N	B5T 7070-A	90536	F	C6TZ 7A079-A	15518	S	B9TZ 7085-B	23915
W	BB 7070	T 8-7 1/2	F		14862	F	C1TT 7085-D	13231
N	C5TZ 7070-A	95846 B	F	C6TZ 7A079-B	13252	F	C1TZ 7085-B	13187
S	C6TZ 7070-A	223815	F	C6TZ 7A079-C	G 12709	N	C2TZ 7085-E	95304
S	C6TZ 7070-B	113813	F	C6TZ 7A079-D	G 15640	S	C3TZ 7085-A	231918
N	D3TZ 7070-A	99652	F	C8TZ 7A079-A	15035	N	C4TZ 7085-E	96901
N	D3TZ 7070-B	99859	F	C9HZ 7A079-A	G 15829	W		T 18-7 A
N	D3TZ 7070-C	11418	F	DOHZ 7A079-A	15381	W	C5TZ 7085-A	4607 C
N	D3TZ 7070-D	99088 A	F	DOHZ 7A079-B	16591	W	C5TZ 7085-B	AT 18-7
N	D3TZ 7070-E	99088 B	F	DOHZ 7A079-C	16715	F	C6TZ 7085-A	14301
N	D3TZ 7070-F	99088 C	F	D2HZ 7A079-A	17078	F	C6TZ 7085-B	S 1428
N	D3TZ 7070-G	99088 D	F	D4HZ 7A079-A	17214	F		14961
N	D4TZ 7070-A	11478	F		K 1847	F		K 1775
S	C1TT 7071-A	886 W	F	D4HZ 7A079-B	A 4308	S	C6TZ 7085-C	181940
S	C1TT 7071-C	330487	F		17452	S	C6TZ 7085-D	181955
W	C2AZ 7071-A	T 10-63	F		K 1650	S	C6TZ 7085-E	181956
S	C3TZ 7071-A	330522	S	D6HZ 7A079-A	82863	S	C6TZ 7085-F	181958
S	DOHZ 7071-A	330578	F	D8HZ 7A079-A	18725	S	C6TZ 7085-G	181961
N	B9TZ 7072-A	94228	F	E1HZ 7A079-A	18869	F	C6TZ 7085-J	14708
N	B9TZ 7072-B	94229	F	E1HZ 7A079-B	17894	W	C6TZ 7085-K	4607 D
S	C1TT 7072-B	80379	F	E1HZ 7A079-C	19084	F	C6TZ 7085-L	15534
S	C3TZ 7072-A	330498	F	E2HZ 7A079-A	19275	F	C6TZ 7085-R	K 1934
N	C4TZ 7072-A	96187	F		K 1787	S	C7TZ 7085-A	C 853603
F	C4TZ 7072-B	227083	F	E2HZ 7A079-B	K 1786	S		853602
S	D6HZ 7072-A	47375	F	E2HZ 7A079-C	K 1788	S	C7TZ 7085-B	312620 X
F	E1HZ 7072-A	16295	F	E8HZ 7A079-A	21322	S		231920
S	E1HZ 7072-B	973717	F	E9HZ 7A079-A	21321	F	C8TZ 7085-A	15014
F	E2HZ 7072-A	16288	F	E9HZ 7A079-B	22371	S	C8TZ 7085-B	181971
S	E3HZ 7072-B	53374	W	8D 7080	T 90A-136	W	C8TZ 7085-F	T 19-7
S	D2TZ 7C072-A	464862	S	B9C 7080-A	23371	N		97867
S	D7HZ 7C072-A	464861	T	B9TZ 7080	7080	F	C8TZ 7085-N	16028
S	E3HZ 7C072-A	534861	S	C6TZ 7080-A	18379	F	C8TZ 7085-R	16027
F	E1HZ 7073-A	19154	N	D3TZ 7080-A	97808	F	DOHZ 7085-A	K 1937
S	C1TT 7B073-A	330283	S	D6TZ 7080-A	183710	F		16239
F	C1TT 7B073-B	10266	F	E6HZ 7A081-A	3315636	F	DOHZ 7085-C	15408
W	E6TZ 7W073-A	13-00-127 002	F	E6HZ 7A081-B	3314322	S	DOHZ 7085-D	8236011
S	B9TT 7A074-A	703814	F	E7HZ 7A081-A	20766	N	DOHZ 7085-E	99638
S	C1TT 7A074-A	703813	F		A 5008	W	D1TZ 7085-A	T 19-7 B
S	C3TZ 7A074-A	603817	F	E7HZ 7A081-B	20921	T	D1TZ 7085-B	3866-S-773

July, 1989

COPYRIGHT © 1989 — FORD MOTOR COMPANY — DEARBORN, MICHIGAN

New Issue

**1980/
FORD TRUCK PARTS**

FORD TO MANUFACTURERS' PART NUMBERS

C O D E	FORD PART NUMBER	VENDOR PART NUMBER	C O D E	FORD PART NUMBER	VENDOR PART NUMBER	C O D E	FORD PART NUMBER	VENDOR PART NUMBER				
T	D1TZ	7085-C	A	3866-E-733	S	E7HZ	7085-F	53-19-22 1X	N	D4TZ	7086-E	11639 B
T	D1TZ	7085-D		3866-D-732	S			53-19-22 1X	N	D5TZ	7086-A	97427
T	D1TZ	7085-E		3866-C-731	S	E7HZ	7085-G	63-19-38 2X	F	D6TZ	7086-A	236733
T	D1TZ	7085-F		3866-B-730	S			63-19-38 2X	S	D9HZ	7086-A	632237
S	D2HZ	7085-A		701942 1X	S			63-19-38 2X	N	E3TZ	7086-C	15737
S				701942	F	E7HZ	7085-H	A 5135	S	E4HZ	7086-A	402231
N	D3TZ	7085-A		94687	F	E7HZ	7085-J	20986	F	E6HZ	7086-A	240321
N	D3TZ	7085-B		11314	F			S 1521	F	E7HZ	7086-A	3315665
N	D3TZ	7085-C		38579	F	E7HZ	7085-K	3316277	F			3315664
N	D3TZ	7085-D		97828	S	E7HZ	7085-L	97-19-46 1X	F			3315663
W	D3TZ	7085-E		13-01-027 006	S	E7HZ	7085-M	40-19-39 1X	F			3315662
F	D4HZ	7085-A		S 1429	W	E7TZ	7085-A	1356-566 003	F	E7HZ	7086-B	20695
F				15954	W	E7TZ	7085-B	1356-566 005	F	E7HZ	7086-C	20817
F				K 1774	W			1356-566 004	F	E9HZ	7086-A	21364
F	D4HZ	7085-B		16138	F	E8HZ	7085-A	A 5333	F	TGAA	7086-A	206973
N	D4TZ	7085-A		11923	F	E8HZ	7085-B	21671	F	B8QH	7087-A	11733
F	D6HZ	7085-B		241705	F	E8HZ	7085-C	S 1563	W	01T	7089	4547 QQ
S	D6HZ	7085-G		471962 2X	F			22040	S	01Y	7089	24-431
S	D6TZ	7085-H		471961 2X	F	E8HZ	7085-D	S 1558	F	7EQ	7089	200091
S	D6TZ	7085-J		471960 2X	F			22045	S	8D	7089	24-1181
S	D7HZ	7085-A		631933 2X	F	E8HZ	7085-E	S 1552	S	B7Q	7089-A	41-3611
S	D7TZ	7085-A		631932 2X	F			22051	S	B9T	7089-A	41-3721
S	D8HZ	7085-A		971930 2X	F	E9HZ	7085-A	S 1553	F	B9T	7089-B	3-4 3701
S				971930 2X	F			22052	S	B9TZ	7089-A	31-345 X
W	E0HZ	7085-A		13-09-107 002	S	D6HZ	7A085-A	473601	S	B9TZ	7089-F	24-2411 X
N	E0TZ	7085-A		13690	F	7EQ	7086	202262	S	C0TZ	7089-A	34-3751
N				13784	W	8L	7086-A	T 85B-145 1/2	W	C5TZ	7089-B	4913 C
N	E1TZ	7085-A		15423	W	AB	7086-A	T 86E-145 1/2N	W			4913
F	E2HZ	7085-A		20220	W	B7A	7086-A	T 85D-145 1/2	W	C6TZ	7089-A1	21199 J
F	E2HZ	7085-B		20205	N	B7T	7086-A	38942	W	C6TZ	7089-B1	21867 J
S	E3HZ	7085-A		531913 2X	F	B8QH	7086-B	9936	S	C6TZ	7089-E	64-3831
S	E3HZ	7085-B		531915 2X	S	B9C	7086-A	232235	S	C6TZ	7089-F	64-3821
S	E3HZ	7085-C		531917 2X	N	B9TZ	7086-A	96869	S	C6TZ	7089-G	64-3611
W	E3TZ	7085-D		13-50-107 001	W			T 18-145 1/2A	S	C6TZ	7089-H	64-3871
S	E4HZ	7085-A		40-19-36 1X	S	C1TT	7086-B	802234	F	C6TZ	7089-J	23089 J
S				40-19-33 2X	F	C1TT	7086-D	12354	T	C6TZ	7089-K	3280
S				40197 1X	F	C1TT	7086-G	13232	T			3029
N	E4HZ	7085-B		15910	W	C2AZ	7086-A	T 10-146 A	T	C6TZ	7089-L	12473 J
N				15910	W	C2AZ	7086-B	T 10-145 1/2-C	S	C6TZ	7089-N	64-3031
N	E4HZ	7085-C		15912	W	C2OZ	7086-A	SK 4357 CJ-1451/2	S	C6TZ	7089-P	64-3891
N				15912	W	C2OZ	7086-B	T 86AA-145 1/2	S	C6TZ	7089-R	64-4881
W	E4HZ	7085-D		13-09-607 004	N	C5TZ	7086-A	96732	S	C6TZ	7089-S	64-3901
W				13-09-607 004	W	C5TZ	7086-B	1301-045 003	S	C7TZ	7089-A	61/24-1471
W	E4HZ	7085-E		13-09-107 003	W			T 18-145 1/2	S	C7TZ	7089-B	61/24-1221
W				13-09-107 003	F	C6TZ	7086-B	14962	N	C7TZ	7089-C	97479
N	E4TZ	7085-A		15925	N	C6TZ	7086-D	96932	S	C7TZ	7089-D	64-2481
N				15925	F	C6TZ	7086-F	14724	S	C7TZ	7089-E	23617 J
N	E4TZ	7085-B		15892	F	C6TZ	7086-G	7394	S	D0HZ	7089-D	SKU1205417
N				15892	F	C6TZ	7086-H	8467	S	D0HZ	7089-E	61/24-1680
F	E6HZ	7085-A		241101	F	C8TZ	7086-A	15063	S	D1HZ	7089-A	61/24-1901
F	E6HZ	7085-C		20222	F	C8TZ	7086-C	15532	S	D1TZ	7089-B	34-6431
S	E6HZ	7085-D		97-19-51 1X	F	D0HZ	7086-A	16240	T	D1TZ	7089-D	A 3897-F-1332
F	E7HZ	7085-A		3315656	S	D3HZ	7086-B	972232	S	D2HZ	7089-B	61/24-2391
F	E7HZ	7085-B		20970	N	D3TZ	7086-B	94387	S	D2HZ	7089-C	61/24-1971
F				K 1965	S	D4HZ	7086-A	6222312	S	D2HZ	7089-D	61/24-1961
F	E7HZ	7085-C		21554	N	D4TZ	7086-B	11867	S	D3TZ	7089-A	34-7121 X
F	E7HZ	7085-D		21557	N	D4TZ	7086-C	11870	S	D3TZ	7089-D	34-7161
F	E7HZ	7085-E		S 1542	N	D4TZ	7086-D	11639 A	S	D4AZ	7089-E	54-5151

**1980/
FORD TRUCK PARTS**

CROSS REFERENCE LIST 301

FORD TO MANUFACTURERS' PART NUMBERS

C O D E	FORD PART NUMBER	VENDOR PART NUMBER	C O D E	FORD PART NUMBER	VENDOR PART NUMBER	C O D E	FORD PART NUMBER	VENDOR PART NUMBER
S	D4HZ 7089-A	61/24-2011	F		A 5192	F	B6Q 7100-A	220270
S	D7HZ 7089-A	54-4861	S	E7HZ 7089-T	5-4-6481 1	F	B6T 7100-A	220248
S	D7HZ 7089-B	54-5651	S		5-4-6481 1	W	B7C 7100-A	T 86G-12
S	D8HZ 7089-B	64-5591	F	E7HZ 7089-U	86746	S	B7QH 7100-A	4681
S	D8HZ 7089-C	84-861	F	E7HZ 7089-V	86904	N	B7T 7100-A	91383
S	D8HZ 7089-D	64-5341	S	E7HZ 7089-W	6-4-3831 1	F	B8QH 7100-A	13304
S	D8HZ 7089-E	54-5711	S	E7HZ 7089-X	5-4-7041 1	S	B8QH 7100-B	62836
S	D9HZ 7089-A	44-3991	F	E8HZ 7089-G	86769	S	B9C 7100-A	2385
S	D9HZ 7089-B	44-3981	F		A 5412	S	B9C 7100-B	2382
S	D9HZ 7089-C	44-4161	S	E9HZ 7089-A	63-4-901 X	S	B9TT 7100-A	46837
S	D9HZ 7089-D	44-4171	S		63-4-901 X	W	BB 7100	T 8C-12 A
S	D9HZ 7089-E	44-4181	F		A 5121	F	C1TT 7100-A	8848
S	D9HZ 7089-F	44-4191	F	E9HZ 7089-B	86762	F	C1TT 7100-B	10716
S	D9HZ 7089-G	44-3931	F		A 5262	S	C1TT 7100-C	8281
S		44-3501	F	E9HZ 7089-C	86605	W	C2AZ 7100-A	T 10-12
S	D9HZ 7089-H	54-4971	F	E9HZ 7089-D	A 5264	W	C2AZ 7100-B	T 10-46 A
S	D9HZ 7089-J	44-4141 X	S	FOHZ 7089-A	6.3-4-1251 1	W	C2AZ 7100-C	T 10H-12
S	D9HZ 7089-K	54-5671	S	FOHZ 7089-B	6-4-7691 1	N	C2TZ 7100-A	95298
S	D9HZ 7089-L	44-4201	S	FOHZ 7089-C	6.5-4-3821 1	N	C2TZ 7100-B	94998
S	D9HZ 7089-M	54-5591	S	TVAE 7089-B	34-190 1	S	C2TZ 7100-C	82832
S	D9HZ 7089-N	54-5691	S	TYAA 7089-B	31-3051	S	C2TZ 7100-D	82872
S	D9HZ 7089-P	6.34-21	F	C1TT 7C089-A	11054	S	C2TZ 7100-E	312245 X
S	E0HZ 7089-A	54-5791 X	F	C1TT 7C090-A	11053	W	C3AZ 7100-F	T 10E-12
S	E1HZ 7089-A	6.34-381	F	E7HZ 7K092-A	3312605	F	C4TZ 7100-B	14613
S	E1HZ 7089-B	6.34-51	F	B8QH 7093-A	9754	F	C4TZ 7100-C	13585
S	E1HZ 7089-C	6.34-551	F	C0TT 7093-A	225140	F	C4TZ 7100-E	14157
S	E1HZ 7089-D	54-6071	F	C5TZ 7093-A	218530	F	C4TZ 7100-F	13756
S	E1HZ 7089-H	64-3041 X	TR	D8HZ 7E093-A	L 8 MN-17-X-3	F	C4TZ 7100-H	G 13755
S	E2HZ 7089-A	6.34-11	F	E6HZ 7L093-A	233384	N	C4TZ 7100-J	97043
S	E2HZ 7089-B	6.34-41	W	82Y 7095-A	T 87D-50 1/2	N	C4TZ 7100-K	95732
S	E2HZ 7089-C	6.34-31	W	D5TZ 7A095-A	703-4174 1	N		97121
S	E2HZ 7089-D	6.34-91	W	D5UZ 7A095-A	703-4174	W	C5AZ 7100-A	T 85AA-12
S	E2HZ 7089-E	5-4-4841 X	W	E5TZ 7N095-A	13-50-122 001	W	C5TZ 7100-A	T 85C-12 D
S		5-4-4841 X	W		13-50-122 001	F	C5TZ 7100-B	221142
S	E4HZ 7089-A	X3-492512	W	E6TZ 7N095-A	13-50-122 004	W	C5TZ 7100-C	T 18-12
S	E4HZ 7089-B	X3-492212	W	E7TZ 7N095-A	1356-122 001	F	C6TZ 7100-A	14305
S	E4HZ 7089-C	X3-492612	W	E7TZ 7N095-B	1356-122 006	F	C6TZ 7100-B	14655
S	E4HZ 7089-D	X3-492712	N	C4TZ 7C096-A	95714	S	C6TZ 7100-C	18824
S	E4HZ 7089-E	4-447812	N	C4TZ 7C096-B	95826	S	C6TZ 7100-D	18832
S	E4HZ 7089-F	3-489312	N	C4TZ 7C096-C	96828	S	C6TZ 7100-E	18835
S	E4HZ 7089-G	4-446112	B		NTA 2031	S	C6TZ 7100-F	18837
F	E4HZ 7089-H	3316220	F		96828	S	C6TZ 7100-G	18818
S		4-447712	F	D6HZ 7C096-A	235382	F	C6TZ 7100-H	17484
S	E4HZ 7089-J	X3-492412 X	W	E0HZ 7C096-A	10-00-132 021	F		14734
S	E4HZ 7089-K	X4-448012 X	N	E0TZ 7C096-A	13702	S	C7TZ 7100-A	F 824669
S	E4HZ 7089-L	X4-439312	N	E0TZ 7C096-B	13885	S		854665
S	E4HZ 7089-M	5-46531	N	E1TZ 7C096-A	15422	F	C8TZ 7100-A	228578
S	E4HZ 7089-N	5-44741	S	D0HZ 7E097-A	85379	F		228381
S	E4HZ 7089-P	4-445012 X	F	E7HZ 7N097-A	20762	F	C8TZ 7100-B	15032
F	E6HZ 7089-A	3315627	W	E0TZ 7A098-A	13-45-238 001	F	C8TZ 7100-C	15440
F	E7HZ 7089-H	A 5190	F	B3Q 7099-A	206976	S	C8TZ 7100-D	18847
F	E7HZ 7089-J	86750	F	7EQ 7100-A	203445	F	C8TZ 7100-E	218544
F		86750	W	8D 7100	T 87D-12	W	C8TZ 7100-F	T 19-12
F	E7HZ 7089-L	86745	W	8MTH 7100-B	T 98-12	F	D0HZ 7100-A	15398
F	E7HZ 7089-M	86903	W	B5A 7100-B	T 85C-12 B	F	D0HZ 7100-B	16228
F	E7HZ 7089-N	86901	N	B5T 7100-A	90652	F	D0HZ 7100-C	A 4100
F	E7HZ 7089-P	86902	W	B6A 7100-A	T 86E-12 V	F		K 1597
F	E7HZ 7089-R	86748	W	B6C 7100-B	T 89B-12	F		15666

July, 1989

COPYRIGHT © 1989 — FORD MOTOR COMPANY — DEARBORN, MICHIGAN

New Issue

**1980/
FORD TRUCK PARTS**

FORD TO MANUFACTURERS' PART NUMBERS

C O D E	FORD		VENDOR		C O D E	FORD		VENDOR		C O D E	FORD		VENDOR	
	PART NUMBER		PART NUMBER			PART NUMBER		PART NUMBER			PART NUMBER		PART NUMBER	
S	D0HZ	7100-D	85823		F	E2HZ	7100-F	19616		F	C4TZ	7101-E	G	14156
S	D0HZ	7100-E	8581		F			20383		F	C4TZ	7101-F	G	14165
S	D0HZ	7100-F	85832		S	E3HZ	7100-A	5389		W	C5TZ	7101-A	T	18-11
S	D0HZ	7100-G	8546610		W	E3TZ	7100-D	13-50-090 001		W			T	98-11
N	D0HZ	7100-H	97844		W	E3TZ	7100-E	13-50-089 001		F	C6TZ	7101-A		14326
S	D0HZ	7100-J	312956 X		W	E3TZ	7100-F	13-50-089 004		F	C6TZ	7101-B		14284
F	D0HZ	7100-K	16709		N	E3TZ	7100-G	15831		F	C6TZ	7101-C		14620
F	D0HZ	7100-L	16712		N	E3TZ	7100-H	15812		F	C6TZ	7101-D	G	12708
T	D1TZ	7100-A	3892-Y-2443		W	E3TZ	7100-J	13-01-070 003		F	C6TZ	7101-E	G	13239
T	D1TZ	7100-B	3892-A-1639		W	E3TZ	7100-K	13-09-080 013		F	C6TZ	7101-F	G	15642
T	D1TZ	7100-C	3892-Y-1637		S	E4HZ	7100-A	4087		W	C7TZ	7101-A	T	18A-11
S	D3HZ	7100-A	9782		W	E4HZ	7100-C	13-09-080 012		F	C8TZ	7101-A		15453
S	D3HZ	7100-B	97862 1X		W			13-09-080 012		W	C8TZ	7101-B	T	19-11
N	D3TZ	7100-A	97826		N	E4TZ	7100-B	15904		W	C8TZ	7101-C	T	18B-11
N	D3TZ	7100-B	97817		N			15904		F	C9HZ	7101-A	G	15828
N	D3TZ	7100-C	99055		F	E6HZ	7100-A	239787		S	C9TZ	7101-A		70848
S	D3TZ	7100-E	18858		S	E6HZ	7100-B	97-8-221		F	D0HZ	7101-A		16357
W	D3TZ	7100-G	13-01-070 001		W	E6TZ	7100-A	13-50-090 002		F	D0HZ	7101-B		16236
F	D4HZ	7100-A	16815		F	E7HZ	7100-A	3316178		F	D0HZ	7101-C		16246
F	D4HZ	7100-C	16752		F	E7HZ	7100-B	20669		F	D0HZ	7101-D		15389
F	D4HZ	7100-E	16947		F	E7HZ	7100-C	3315700		F	D0HZ	7101-E		16309
N	D4TZ	7100-A	11990		F	E7HZ	7100-D	A 4907		F	D0HZ	7101-F	G	16452
N	D4TZ	7100-B	11455		F	E7HZ	7100-E	20050		F	D0HZ	7101-G	G	16456
N	D4TZ	7100-C	11442		F	E7HZ	7100-F	20593		F	D0HZ	7101-H		16593
N	D4TZ	7100-D	11759		W	E7TZ	7100-A	1356-089 001		F	D0HZ	7101-J		16717
N			11454		W	E7TZ	7100-B	1356-090 002		F	D1HZ	7101-A		16519
S	D5TZ	7100-A	18864		W	E7TZ	7100-C	1356-090 003		S	D2HZ	7101-A		7019630
S	D5TZ	7100-B	18865		W	E7TZ	7100-E	1356-090 004		S	D2HZ	7101-B		70856
S	D5TZ	7100-C	18866		N	TYAA	7100-A	88297		W	D3TZ	7101-A		13-01-080 002
F	D6HZ	7100-A	235363		F	7EQH	7101	201058		F	D4HZ	7101-A		16809
F	D6HZ	7100-B	235364		W	8MTH	7101	AT 98-11		F	D4HZ	7101-B		16850
S	D6HZ	7100-C	4781		S	B4Q	7101-A	55883		F	D4HZ	7101-C		16869
S	D7HZ	7100-A	6381		S	B4Q	7101-B	55887		F	D4HZ	7101-D		16760
S	D7HZ	7100-B	6383		S	B4Q	7101-C	55884		F				19783
S	D8HZ	7100-A	978113		S	B4Q	7101-D	55885		F	D4HZ	7101-E		17217
S	D8HZ	7100-B	978118 1X		W	B6C	7101-A	AT 98A-11		F	D6HZ	7101-A		17909
F	D9HZ	7100-A	237737		S	B8Q	7101-A	55891		F	D8HZ	7101-A		16758
S	D9HZ	7100-B	978174 1X		F	B8QH	7101-A	10351		F	D8HZ	7101-B		18667
S	D9HZ	7100-C	978172 1X		F	B8QH	7101-B	A 1286		W	E0HZ	7101-A		13-09-080 004
F	E0HZ	7100-A	18794		S	B8QH	7101-C	6019620		F	E1HZ	7101-A		18994
F	E0HZ	7100-B	16733		S	B8QH	7101-D	6019621		F	E1HZ	7101-B		17247
W	E0HZ	7100-C	13-09-080 006		S	B8QH	7101-E	60852		F	E1HZ	7101-C		19208
N	E0TZ	7100-A	13741		S	B8QH	7101-F	60851		F	E1HZ	7101-D		19165
W	E0TZ	7100-B	13-45-090 001		S	B8QH	7101-G	60853		S	E2HZ	7101-A		978171
W	E0TZ	7100-C	13-45-103 002		S	B8QH	7101-H	60854		F	E2HZ	7101-B		19665
N	E0TZ	7100-D	15476		S	B9TZ	7101-A	70837		F	E2HZ	7101-C		19221
F	E1HZ	7100-A	19082		W	BB	7101	T 8C-11 A		F	E2HZ	7101-D		20022
F	E1HZ	7100-B	18796		F	C1TT	7101-A	A 1883		F	E2HZ	7101-E		19663
F	E1HZ	7100-C	19205		F	C1TT	7101-B	A 1621		F	E2HZ	7101-F		19223
F	E1HZ	7100-D	19117		F	C1TT	7101-C	A 2177		F				20388
F	E1HZ	7100-E	19081		F	C1TT	7101-D	A 2534		F	E2HZ	7101-G		19315
S	E2HZ	7100-A	978163		F			A 2886		F	E2HZ	7101-H		19277
F	E2HZ	7100-B	21024		S	C1TZ	7101-A	70826		W	E3TZ	7101-C		13-09-080 001
F			19628		S	C1TZ	7101-B	70822		W	E3TZ	7101-D		13-01-080 015
F	E2HZ	7100-C	19549		S	C3TZ	7101-A	60865		W	E6TZ	7101-A		13-09-080 016
F	E2HZ	7100-D	20134		F	C4TZ	7101-A	G 13670		F	E9HZ	7101-A		21361
F	E2HZ	7100-E	19246		F	C4TZ	7101-B	G 13837		F	E9HZ	7101-B		22370
F			20389		F	C4TZ	7101-D	G 13751		F	D7HZ	7A101-A	K	2027

1980/ FORD TRUCK PARTS

CROSS REFERENCE LIST 303

FORD TO MANUFACTURERS' PART NUMBERS

C O D E	FORD PART NUMBER	VENDOR PART NUMBER	C O D E	FORD PART NUMBER	VENDOR PART NUMBER	C O D E	FORD PART NUMBER	VENDOR PART NUMBER
F		K 1833	S	C1TT 7103-B	8284	S	C1TZ 7105-C	803710
F		K 1679	F	C1TT 7103-C	14423	N	C2TZ 7105-A	92709
F	D7HZ 7A101-B	K 1832	F		11494	W	C8TZ 7105-A	T 19-2 1/2
F		K 1680	F	C1TT 7103-D	224739	W	C8TZ 7105-B	T 19-15
F	E8HZ 7L101-A	15900	F		228655	N	C9TZ 7105-A	94468
W	8D 7102	T 87D-11	F	C1TT 7103-E	10709	N	E0HZ 7105-A	13642
W		AT 87D-11	F	C1TT 7103-F	12855	W	8D 7106-A	T 87D-15 A
W	B5A 7102-D	AT 85C-11 B	S	C1TZ 7103-A	62889	W	8D 7106-B	T 87D-15 A
W	B6A 7102-A	AT 86E-11 U	S	C3TZ 7103-A	60864	W		T 870-15 A
W	B7C 7102-A	AT 86G-11	S	C3TZ 7103-B	70843	W	8L 7106	T 85B-15
W	B7Y 7102-A	AT 87E-11	S	C3TZ 7103-C	82852	W	B5A 7106-A	T 88-15 C
W	B8C 7102-A	AT 89C-11 A	F	C4TZ 7103-A	13591	S	B9TZ 7106-A	703716
W	C2AZ 7102-A	T 10-31	F	C4TZ 7103-B	13749	W	C1AA 7106-A	T 10-15
W	C2AZ 7102-B	AT 86M-11	F	C4TZ 7103-C	13752	W	C1AA 7106-B	T 86E-15
W	C3AZ 7102-D	T 10C-31	F	C4TZ 7103-D	14158	S	C1TZ 7106-A	70374
W		R 10C-31	F	C6TZ 7103-A	228119	S	C1TZ 7106-B	824651
W	C3AZ 7102-E	T 10E-31	F		220269	S	C3TZ 7106-A	603729
W	C3AZ 7102-G	SK 4516 QE-31	F	C6TZ 7103-B	14709	S	C9TZ 7106-A	824655
W	C3AZ 7102-H	T 10H-31	F	C6TZ 7103-C	G 13871	S	DOHZ 7106-A	854652
W	C5AZ 7102-C	T 86AA-11	S	C7TZ 7103-A	46826	F	D6HZ 7106-A	235373
W	C5AZ 7102-D	T 85AA-11	S	C7TZ 7103-B	F 85816	S	D6HZ 7106-B	474651
W	C5TZ 7102-B	AT 89F-11	S		85815	S	D7HZ 7106-A	634651
W	C5TZ 7102-C	T 18-31	F	C8TZ 7103-A	228727	S	D7HZ 7106-B	634654
F	C6TZ 7102-A	14656	F		228726	W	E0TZ 7106-A	13-45-055 001
W	C6ZZ 7102-A	T 10Q-31	F	C8TZ 7103-B	228307	S	E3HZ 7106-A	534655
F	C8TZ 7102-A	15441	S	C9TZ 7103-A	70852	S		534651
F	D0HZ 7102-A	19467	F	D0HZ 7103-A	16226	W	E3TZ 7106-A	13-50-055 001
F		16356	S	D0HZ 7103-B	70855	W	E3TZ 7106-B	13-50-055 002
F	D0HZ 7102-B	16229	S	D0HZ 7103-C	85814	S	E4HZ 7106-A	404651
F	D0HZ 7102-D	16711	S	D0HZ 7103-D	70854	F	E6HZ 7106-A	239832
F		15397	S	D0HZ 7103-E	8585	W	E6TZ 7106-A	13-50-055 003
W	D3TZ 7102-A	13-01-080 001	F	D0HZ 7103-F	G 16454	F	E7HZ 7106-A	20691
F	D4HZ 7102-A	16754	T	D1TZ 7103-A	2848-E-161	F	E7HZ 7106-B	3315694
F	D4HZ 7102-B	16945	F	D2TZ 7103-A	16999	S	E7HZ 7106-C	40-465-11
W	D7TZ 7102-A	13-01-080 003	F	D6HZ 7103-A	235366	W	E7TZ 7106-A	1356-055 001
F	E1HZ 7102-A	19206	S	D6HZ 7103-B	4783	W	E7TZ 7106-B	1356-055 003
F	E2HZ 7102-A	19268	S	D7HZ 7103-A	6384	S	B9TZ 7B106-E	232391
F		20381	S	D7HZ 7103-B	63815	S	C6TZ 7B106-B	182391
F	E2HZ 7102-B	19667	S	D7HZ 7103-C	63816	N	D3TZ 7B106-A	11176
W	E3TZ 7102-D	13-01-080 010	F	E1HZ 7103-A	19305	N	D4TZ 7B106-B	11978
F	D0HZ 7B102-A	16379	S	E3HZ 7103-A	53810	N	D4TZ 7B106-C	11979
S	D4HZ 7B102-A	971637 1X	S	E4HZ 7103-A	4085	N	D4TZ 7B106-D	11980
S		971612 1X	S	E5HZ 7103-A	53-8-24	N		13114
F	D8HZ 7B102-A	16377	F	E6HZ 7103-A	239790	N	D4TZ 7B106-F	11499
S	D8HZ 7B102-B	971650 1X	F	E7HZ 7103-A	3316182	N		11473
S		971650	F	E7HZ 7103-B	21545	N		11471
S	D8HZ 7B102-C	971661 1X	S	E7HZ 7103-C	63-8-24	N	D4TZ 7B106-G	13113
F	E6HZ 7B102-A	3315830	S	E7HZ 7103-D	63-8-25	N	D4TZ 7B106-H	13117
F	E7HZ 7B102-A	20889	F	C6TZ 7B104-A	14360	N	D6TZ 7B106-A	13116
F	E7HZ 7B102-B	3316309	F	D3HZ 7B104-A	15512	N	D6TZ 7B106-C	13222
F	7EQ 7103	203444	F	D4HZ 7B104-A	17177	N	D7TZ 7B106-A	13378
N	B5Q 7103-A	91238	W	8D 7105	T 87D-2 1/2C	N	D7TZ 7B106-B	13377
F	B6T 7103-A	220249	W	8L 7105	T 89A-2 1/2	N	D8TZ 7B106-A	13633
S	B7QH 7103-A	46831	W	B5A 7105-A	T 90A-2 1/2	N	E0TZ 7B106-A	13762
S	B8QH 7103-A	62838	N	B7T 7105-A	91581	N	E0TZ 7B106-B	13733
S	B8QH 7103-B	62864	F	B8QH 7105-A	9731	W	E0TZ 7B106-C	13-45-598 004
S	B9TT 7103-A	70835	F	C1TZ 7105-A	7710	N	E1TZ 7B106-A	15353
S	C1TT 7103-A	62853	S	C1TZ 7105-B	82373	N	E1TZ 7B106-B	15645

July, 1989

COPYRIGHT © 1989 — FORD MOTOR COMPANY — DEARBORN, MICHIGAN

New Issue

**1980/
FORD TRUCK PARTS**

FORD TO MANUFACTURERS' PART NUMBERS

C O D E	FORD PART NUMBER	VENDOR PART NUMBER	C O D E	FORD PART NUMBER	VENDOR PART NUMBER	C O D E	FORD PART NUMBER	VENDOR PART NUMBER			
N	E1TZ	7B106-C	15644	F	D0HZ	7B109-B	16386	F	E7HZ	7111-A	20834
W	E1TZ	7B106-D	13-45-598 005	S	D4HZ	7B109-A	9761	F			20795
W	E3TZ	7B106-A	13-50-598 001	S	D4HZ	7B109-B	8269	F			A 5030
W	E3TZ	7B106-B	13-45-598 006	S	E3HZ	7B109-A	5361	F	E7HZ	7111-B	20046
W	E3TZ	7B106-C	13-50-598 002	F	E7HZ	7B109-A	20769	F	E8HZ	7111-A	A 5157
N	E4TZ	7B106-A	15884	S	E1HZ	7110-A	978138	F	E9HZ	7111-A	A 5158
N			15884	F	E7HZ	7110-A	20663	F			21340
W	E7TZ	7B106-C	1356-598 004	F	E7HZ	7110-B	3315715	S	B9TT	7112-A	4619638
W	E8TZ	7B106-A	1356-598 007	F	E7HZ	7110-C	3316189	S	B9TT	7112-B	4619640
W			1356-598 005	S	F0HZ	7110-A	97-8-235	S	C1TT	7112-A	6219655
W	E9TZ	7B106-A	1345-598 007	N	D9TZ	7C110-A	13637	S	C1TT	7112-B	6219615
W	8D	7107	T 87D-14	W	51	7111	T 8C-3	F	C1TT	7112-C	9918
W	8L	7107	T 91A-14 A	W	8D	7111	T 87D-3	F	C1TT	7112-D	215625
W	B5A	7107-A	T 88-14 F	W	8L	7111	T 85B-3	S	C1TT	7112-E	8219617
N	B7T	7107-A	91187	W	8MTH	7111	T 98-3	F	C1TT	7112-F	11047
W	C2DZ	7107-A	SK 4357 DT-14B	S	B4Q	7111-A	553039	F	C3TZ	7112-A	13570
W	C2DZ	7107-B	SK 4357 DT-14H	S	B4Q	7111-B	553041	F	C4TZ	7112-A	13839
N	C2TZ	7107-A	92708	W	B5A	7111-B	T 86E-3	F	C4TZ	7112-B	13588
N	C2TZ	7107-B	92704	W	B7A	7111-A	T 90A-3	F	C5TZ	7112-A	221551
N			11370	S	B8Q	7111-A	553044	F	C5TZ	7112-B	222529
W	C4AZ	7107-A	T 91G-14	F	B8QH	7111-A	9935	F	C6TZ	7112-A	14746
W	C4AZ	7107-E	T 91G-14 A	S	B8QH	7111-B	603052	F	C6TZ	7112-B	14891
F	C8TZ	7107-A	228306	S	B8QH	7111-C	603053	S	C7TZ	7112-A	4619646
F			229508	S	B9C	7111-A	23301	F	E1HZ	7112-A	19175
F	C8TZ	7107-B	228296	S	B9TT	7111-A	703022	F	E1HZ	7112-B	19296
F			229509	S	C1TT	7111-A	703019	S	E1HZ	7112-C	9719695
W	C8TZ	7107-C	T 19-83	S	C1TT	7111-B	80303	F	E2HZ	7112-A	20133
W	C8TZ	7107-D	T 19-14	S	C1TT	7111-C	80301	F	E2HZ	7112-B	19645
W			T 16-83	F	C1TT	7111-D	10627	F			20378
N	D3TZ	7107-A	11334	F	C1TT	7111-E	10717	F	E2HZ	7112-C	19181
W	E4TZ	7107-A	13-09-091 001	S	C1TT	7111-F	823010	S	E4HZ	7112-A	401961
W			13-09-091 001	F	C1TZ	7111-D	13779	S	E4HZ	7112-B	40-196-7
F	E7HZ	7107-A	3315730	F			A 2874	F	E7HZ	7112-A	20664
F	E7HZ	7107-B	20687	S	C3TZ	7111-A	603058	F	E7HZ	7112-B	3315747
F	E7HZ	7107-C	20682	W	C5TZ	7111-A	T 18-3	F	E7HZ	7112-C	3316198
F	E8HZ	7107-A	22396	W	C5TZ	7111-B	1301-568 001	F	E7HZ	7112-D	19311
F	E8HZ	7107-B	22397	F	C6TZ	7111-A	14300	F	C1TT	7A112-A	8875
S	B9TT	7A107-A	32593	S	C6TZ	7111-B	181875	F	E3HZ	7A112-A	235620
S	C6TZ	7A107-A	18592	S	C6TZ	7111-C	181876	F	E6HZ	7A112-A	240496
S	C6TZ	7A107-B	18593	F	C6TZ	7111-D	13872	F	E2HZ	7N112-A	19197
S			312295 X	F	C6TZ	7111-E	8468	F	E7HZ	7N112-A	3316251
W	8L	7109	T 91A-26	F	C6TZ	7111-F	8490	W	E6TZ	7Z112-A	13-50-053 002
W	B5A	7109-A	4682 J	S	C7TZ	7111-A	80308	W	E7TZ	7Z112-A	1356-053 005
N	B7T	7109-A	91726	F	C8TZ	7111-A	15057	F	7EQ	7113-A	203446
W	C5AZ	7109-A	4682 AJ	F	C9HZ	7111-A	15830	W	8D	7113	T 87D-8
W	C5TZ	7109-A	5682 AF	F	D0HZ	7111-A	16358	W	8MTH	7113	T 98-8
W			4682 AF	F	D0HZ	7111-B	16249	F	B3Q	7113-A	206964
W	C5TZ	7109-B	4682 AH	F	D0HZ	7111-C	16460	S	B4Q	7113-A	55128
W	C8TZ	7109-A	4682 AM	S	D2TZ	7111-A	181877	S	B4Q	7113-B	55129
W	C8TZ	7109-B	4682 AN	N	D4TZ	7111-A	11468	W	B5A	7113-D	T 86C-8 B
N	C9TZ	7109-A	94459	S	D5HZ	7111-A	703031	N	B5T	7113-A	90649
F	D0HZ	7109-A	15748	S	D5HZ	7111-B	703029	W	B6A	7113-C	T 86F-8
F	D6HZ	7109-A	235378	F	D7HZ	7111-A	A 4127	F	B6Q	7113-A	220275
N	E0HZ	7109-A	13638	F	D8HZ	7111-A	A 4520	F	B6QZ	7113-A	219400
W	E3TZ	7109-A	13-01-156 003	F	D8HZ	7111-B	A 4560	F	B6T	7113-A	220250
S	C1TT	7B109-B	8061	F	E1HZ	7111-A	19209	W	B6TZ	7113-A	T 98A-8
W	C2TZ	7B109-A	C11 4E	F	E2HZ	7111-A	A 4716	W	B7C	7113-A	T 86G-8
S	D0HZ	7B109-A	82622	F			K 1925	S	B7QH	7113-A	46303

**1980/
FORD TRUCK PARTS**

CROSS REFERENCE LIST 305

FORD TO MANUFACTURERS' PART NUMBERS								
C O D E	FORD PART NUMBER	VENDOR PART NUMBER	C O D E	FORD PART NUMBER	VENDOR PART NUMBER	C O D E	FORD PART NUMBER	VENDOR PART NUMBER
N	B7T 7113-A	92682	F	C6TZ 7113-F	15641	S		973019 1X
N	B7TZ 7113-A	95443	W	C6ZZ 7113-A	T 10Q-8	S	D8HZ 7113-B	973050
W	B7TZ 7113-B	T 86H-8	W	C7TZ 7113-A	T 18B-8	S		973021
W	B7Y 7113-A	T 87E-8	S	C7TZ 7113-B	463012 1X	F	D8HZ 7113-C	A 4421
F	B8QH 7113-A	9750	S		463010	F	D8HZ 7113-D	A 4333
S	B8QH 7113-B	62309	S	C7TZ 7113-C	85302	N	D8TZ 7113-A	13527
W	B8TZ 7113-A	T 89C-8 A	S		F 823011 1	F	D9HZ 7113-A	235129
S	B9C 7113-A	231961	S	C7TZ 7113-D	8046618	S	D9HZ 7113-B	973043
S	B9C 7113-B	231962	F	C8TZ 7113-A	228580	W	E0HZ 7113-A	13-09-077 002
F	B9T 7113-A	222649	F		228390	F	E1HZ 7113-A	A 4588
F	B9T 7113-B	222601	F	C8TZ 7113-B	15031	F	E1HZ 7113-B	A 4613
S	B9TT 7113-B	46304	S	C8TZ 7113-C	18517	S	E1HZ 7113-C	973040
W	BB 7113-A	T 8C-8 A	F	C8TZ 7113-D	218545	S	E1HZ 7113-D	973060 1X
W	COAA 7113-A	T 86K-8	W	C8TZ 7113-E	T 19-8	S		973026
W	C1AA 7113-B	T 86J-8	F	DOHZ 7113-A	16355	S	E2HZ 7113-A	973035
F	C1TT 7113-A	12743	F	DOHZ 7113-B	16718	S	E2HZ 7113-B	973037
S	C1TT 7113-B	703020	F		A 4330	S	E2HZ 7113-C	973070 1X
S	C1TT 7113-C	82307	F		A 4099	S		973059 1X
S	C1TT 7113-G	804491	F		K 1013	S		973059
S	C1TT 7113-H	824662	F		A 3896	S	E2HZ 7113-D	973071 1X
F	C1TT 7113-J	11046	F		17539	S		973066
F	C1TZ 7113-A	224745	S	DOHZ 7113-C	823012	S	E2HZ 7113-E	973067
F	C1TZ 7113-B	219401	S	DOHZ 7113-D	85303	F	E2HZ 7113-F	A 4727
W	C2AZ 7113-C	T 10B-8	N	DOHZ 7113-E	13151	F	E2HZ 7113-G	A 4957
N	C2TZ 7113-C	92689	N		99030	F		A 4725
N		71689	N	DOHZ 7113-F	13171	F	E2HZ 7113-H	A 4817
N	C2TZ 7113-D	92498	N		97847	F	E2HZ 7113-J	A 4722
W	C3AZ 7113-E	T 10J-8	F	DOHZ 7113-G	A 3998	F	E2HZ 7113-K	A 4723
W	C3AZ 7113-F	SK 4516 FF-8	F	DOHZ 7113-H	A 4039	F	E2HZ 7113-L	A 4819
W	C3AZ 7113-H	T 10L-8	S	D2HZ 7113-A	85304	F	E2HZ 7113-M	A 4659
W	C3AZ 7113-K	SK 4516 QE-S	S	D2HZ 7113-B	703025	F	E2HZ 7113-N	A 4639
W	C3AZ 7113-L	T 10J-8 A	S	D2TZ 7113-A	463012	F	E2HZ 7113-P	A 4728
W	C3OZ 7113-B	T 10H-8	S	D3HZ 7113-A	973011	F	E2HZ 7113-R	A 4820
W	C3OZ 7113-C	T 10H-8 A	S	D3TZ 7113-A	18521	F	E2HZ 7113-S	A 4818
N	C4TZ 7113-A	95733	W	D3TZ 7113-B	13-01-077 001	S	E3HZ 7113-A	53303
F	C4TZ 7113-B	13841	S	D4HZ 7113-A	703028	S	E3HZ 7113-B	53304
F	C4TZ 7113-C	13673	F	D4HZ 7113-B	A 4328	W	E3TZ 7113-B	13-09-077 003
F	C4TZ 7113-D	219399	S	D4HZ 7113-C	85307	W	E3TZ 7113-E	13-09-077 004
S	C4TZ 7113-E	623017	F	D4HZ 7113-D	16951	S	E4HZ 7113-A	40301
F	C4TZ 7113-F	15327	F		A 4134	F	E4HZ 7113-B	20147
F	C4TZ 7113-G	15379	F		K 1598	W	E4TZ 7113-E	13-09-077 001
F		15329	F		K 1685	W		13-09-077 001
W	C5AZ 7113-C	T 86AA-8	F	D4HZ 7113-F	16755	F	E6HZ 7113-A	241018
W	C5AZ 7113-D	T 85AA-8	F		K 1599	F	E7HZ 7113-A	3316194
W	C5TZ 7113-B	T 89F-8	F	D4HZ 7113-G	A 4334	F	E7HZ 7113-B	20668
W	C5TZ 7113-C	T 85N-8	F		17543	F	E7HZ 7113-C	3315740
F	C5TZ 7113-D	216747	S	D5HZ 7113-A	311450 X	F	E7HZ 7113-D	A 4991
F		215767	S	D5HZ 7113-B	703030	F	E7HZ 7113-E	20990
W	C5TZ 7113-E	T 18-8	S	D5HZ 7113-C	85309	S	E7HZ 7113-F	97-30-75
W	C5TZ 7113-F	T 85N-8	S	D5HZ 7113-D	85307	S	E7HZ 7113-G	97-30-74
W	C5TZ 7113-G	T 89F-8	F	D6HZ 7113-A	235384	F	E8HZ 7113-A	22005
F	C6TZ 7113-A	14293	F	D6HZ 7113-B	235386	F	E8HZ 7113-B	22006
F	C6TZ 7113-B	17085	F	D6HZ 7113-C	A 4341	F	E9HZ 7113-A	20462
F		A 4204	S	D6HZ 7113-D	85308	F	E9HZ 7113-B	A 5317
F		14319	S	D6HZ 7113-E	47301	N	TYAA 7113-A	88404
S	C6TZ 7113-C	1859	S	D6HZ 7113-F	853011	S	B9TT 7113-A	7019617
S	C6TZ 7113-D	18512	S	D7HZ 7113-A	63301	S	C3TZ 7114-A	6019625
F	C6TZ 7113-E	14720	S	D8HZ 7113-A	97307	S	E1HZ 7114-A	9719692

July, 1989

COPYRIGHT © 1989 — FORD MOTOR COMPANY — DEARBORN, MICHIGAN

New Issue

**1980/
FORD TRUCK PARTS**

FORD TO MANUFACTURERS' PART NUMBERS

C O D E	FORD PART NUMBER	VENDOR PART NUMBER	C O D E	FORD PART NUMBER	VENDOR PART NUMBER	C O D E	FORD PART NUMBER	VENDOR PART NUMBER			
S	E4HZ	7114-A	401965	N	B5T	7117-A	90678	S		550089	
F	E6HZ	7114-A	241017	N	B7T	7117-A	91484	S	B9TT	7118-A	550031
F	E7HZ	7114-A	3316202	F	B8QH	7117-A	10739	F		81507	
S	C1TT	7B114-A	802391	F	B8QH	7117-B	9726	F		225648	
F	E8HZ	7C114-A	18922	F	B8QH	7117-C	6333	B		311 L	
F	7EQ	7115	203171	F	B8QH	7117-D	6334	W	BB	7118-A	X 4038
W	8D	7115	T 87D-28	F	B8QH	7117-E	9940	B		J32 2080	
W	8L	7115	T 89A-28	S	B9T	7117-B	703718	B	C1TT	7118-A	309 S
W	8MTH	7115-B	T 98-28 A	S	B9TZ	7117-A	703720	S		550412	
F	B3Q	7115-A	206989	F	C1TT	7117-A	8874	S		550501 1	
N	B3T	7115-A	88411	S	C1TZ	7117-A	70375	T		1228-R-408	
W	B5A	7115-B	T 86E-28 A	F	C4TZ	7117-A	13587	F	C1TT	7118-C	6488
S	B7QH	7115-A	46375	F	C4TZ	7117-B	227082	S		550254	
S	B8QH	7115-A	603724	F	C5TZ	7117-A	221131	B		MU 1309 UM	
S	B8QH	7115-B	623735	F	C6TZ	7117-A	8462	S	C1TT	7118-E	550097 3
W	BB	7115-A	T 8-28 A	F	C6TZ	7117-B	8463	B		MR 1308 TV	
S	C1TT	7115-A	80378	F	C6TZ	7117-C	8464	S		550710	
F	C1TT	7115-B	10730	F	C6TZ	7117-D	8795	F		16244	
W	C5AZ	7115-A	T 85AA-28	F	C8TZ	7117-A	228301	F	C1TT	7118-G	13638
F	C5TZ	7115-A	221146	F	D0HZ	7117-A	15385	F		9207	
W	C6ZZ	7115-A	T 10P-28	S	D2HZ	7117-A	550920	B		M 1308 TV	
W	C8TZ	7115-A	T 19-28	S	D2HZ	7117-B	550919	F	C1TZ	7118-A	8879
F	D0HZ	7115-A	16359	S	D2HZ	7117-C	550917	B		MR 1307 EL	
F	D0HZ	7115-B	16361	S	D2HZ	7117-D	550918	B	C2DZ	7118-B	C 954 Q
F	D0HZ	7115-D	18250	F	D4HZ	7117-A	15932	N	C2TZ	7118-A	92797
F			16308	F	D6HZ	7117-A	235377	N		92796	
S	D0HZ	7115-E	823723	F	D6HZ	7117-B	235380	B		1208 L	
S	D0HZ	7115-F	823724	F	D6HZ	7117-C	235431	B	C3AZ	7118-A	C 417 Q
F	D4HZ	7115-A	16316	F	E1HZ	7117-A	239349	N	C4TZ	7118-A	95709
F	D4HZ	7115-B	15949	F	E1HZ	7117-B	239351	N		13675	
F	D4HZ	7115-C	17213	F	E7HZ	7117-A	3316175	B		M 24161	
N	D4TZ	7115-A	11466	F	E7HZ	7117-B	3316186	B	C4TZ	7118-B	MR 1209 EL
N	D4TZ	7115-B	11469	F	E7HZ	7117-C	3316188	S		550520	
N	D4TZ	7115-C	11852	F	E7HZ	7117-D	3316192	W	C5AZ	7118-A	4741 L
N	D4TZ	7115-D	11467	F	E7HZ	7117-E	3315702	F	C6TZ	7118-A	5243
N	D4TZ	7115-E	11456	F	E7HZ	7117-F	21738	B		M 1307 EL	
N	D4TZ	7115-F	11440	F	E7HZ	7117-G	21739	B	C6TZ	7118-B	A 2689
S	D6HZ	7115-A	47373	F	E7HZ	7117-H	21740	F		14367	
F	D6HZ	7115-C	18251	F	E7HZ	7117-J	21741	B	C6TZ	7118-C	MRY 1309 EL
S	D7HZ	7115-A	63371	F	E9HZ	7117-A	21350	S		550720	
N	E0TZ	7115-A	13747	F	TGAA	7117-A	206984	B	C6TZ	7118-D	JH 1612
F	E2HZ	7115-A	19198	N	TYAA	7117-A	88294	F		14631	
W	E3TZ	7115-B	10-00-053 021	S	E3HZ	7L117-A	532281 1	F	C6TZ	7118-E	87506
S	E4HZ	7115-A	40371	S	E3HZ	7L117-B	532281 2	B		3578	
S	E4HZ	7115-B	47-37-7	F	7EQ	7118	201985	T		T 3578	
W	E6TZ	7115-A	13-09-053 002	B			M 1207 EL	F	C8TZ	7118-A	81029
F	E7HZ	7115-A	20718	W	8A	7118	T 86-26	B		212 MG	
F	E7HZ	7115-B	3315698	B	B	7118-A	J 24 1248	F	C8TZ	7118-B	15041
F	E9HZ	7115-A	21342	N	B4Q	7118-A	94941	F	C8TZ	7118-C	228285
W	C2AZ	7C115-A	T 10-33	S			550055	F	D0HZ	7118-A	15982
N	E0TZ	7C115-A	13745	B			1308 L	F	D2HZ	7118-A	16915
N	E0TZ	7C115-B	15477	B	B4Q	7118-B	3479	B		R 1206 YGS-HC	
N	E3TZ	7C115-A	15814	S			550165	B		L 1206 J120	
F	E9HZ	7F115-A	21320	B	B7QH	7118-A	M 1208 EL	B	D2HZ	7118-B	NUP 312 UP
S	D2TZ	7B116-A	464111	S			550087	B		LP 1312 UP	
S	C6TZ	7C116-A	18833	N	B7T	7118-A	91233	S	D2HZ	7118-C	550903
S	D5TZ	7C116-A	18863	B			Q 15902	F	D4HZ	7118-A	17553
F	7EQ	7117	201019	B	B8QH	7118-B	M 1209 EL	F	D4HZ	7118-B	15260

**1980/
FORD TRUCK PARTS**

CROSS REFERENCE LIST 307

FORD TO MANUFACTURERS' PART NUMBERS

C O D E	FORD PART NUMBER	VENDOR PART NUMBER	C O D E	FORD PART NUMBER	VENDOR PART NUMBER	C O D E	FORD PART NUMBER	VENDOR PART NUMBER
F	D6HZ 7118-A	235376	W	E3TZ 7119-J	13-50-193 003	S	D6HZ 7120-A	550932
F	D6HZ 7118-B	235402	N	TYAA 7119-A	88318	N	E0TZ 7120-A	13699
F	D6HZ 7118-C	235414	S	C6TZ 7B119-A	129-Q-1	N		13967
S	D7HZ 7118-A	550933	S		12901	W	E0TZ 7120-B	13-45-127 001
S	D7HZ 7118-B	550934	F	E7HZ 7B119-A	19869	S	E2HZ 7120-A	550946
F	E2HZ 7118-A	20015	B	7EQ 7120	J36 1644	B	E3HZ 7120-A	MU 1308 X
F	E6HZ 7118-A	239653	F		201989	B		MU 1308 L
F	E6HZ 7118-B	239818	B	8D 7120	W 1590 Q	S		550956
F	E6HZ 7118-C	239651	W		T 97-26	W	E3TZ 7120-A	10-00-132 038
F	E7HZ 7118-A	3315703	B	B4Q 7120-A	Q 12784	W		4840 G
F	E7HZ 7118-B	3315722	S		554822	B	E4HZ 7120-A	SCE 2420
F	E7HZ 7118-C	4124075	B	B7QH 7120-A	O 513 Q	B		J 2420
F	E7HZ 7118-D	3315737	S		624821	S		550962
F	E7HZ 7118-E	20704	B	B7QH 7120-B	J32 2064	F	E7HZ 7120-A	20171
F	E7HZ 7118-F	20705	S		550119	W	E7TZ 7120-A	1300-132 015
F	E7HZ 7118-G	20706	F	B8QH 7120-A	7835	W		1300-132 012
F	E7HZ 7118-H	20707	B		MRY 1206 EM	S	F0HZ 7120-A	550953
F	E7HZ 7118-J	20702	F	B8QH 7120-B	5968	W	MC 7120-B	T 85C-26
F	E7HZ 7118-K	20606	B		J36 1652	B	TYAA 7120-A	Q 8326
F	E8HZ 7118-A	21355	B	B8QH 7120-C	MRY 1209 EL	N		90329
F	E9HZ 7118-A	21343	S		550090	B	E4HZ 7C120-A	F 95407
F	E9HZ 7118-B	21356	S	B9TT 7120-A	550097 1	B		FDJC 586550
N	TYAA 7118-A	35983	W	BB 7120-A	X 4044	S		550968
B		1207 SL	B		J26 1648	F	E7HZ 7N120-A	3315765
F	7EQ 7119	201025	B	C0DR 7120-A	C 1110 Q	F	E7HZ 7N120-B	20771
W	8D 7119-A	T 87D-30	B	C1TT 7120-A	MUB 5206 UM	F		21880
W	8L 7119	T 89A-30	S		550280	B	8L 7121	S 443 Q
W	8MTH 7119-A	T 98-30	E	C1TT 7120-C	32614	W		T 89A-166
W	B5A 7119-C	T 90A-30 A	B	C1TT 7120-D	RU 1557 J	B	B 7121-A	J 24 1256
W	B5AZ 7119-A	T 89A-33	F		12664	W	B5A 7121-A	T 86-166
W	B5AZ 7119-B	T 90A-33	S	C1TT 7120-E	550416 1	B	C0DZ 7121-A	C 407 Q
W	B5AZ 7119-C	T 89A-32	B		22207	B	C2DZ 7121-A	QA 22148
W	B5TZ 7119-C	T 90A-32	W	C2AZ 7120-A	T 10-26	B	C3AZ 7121-A	C 1086 Q
W	B6TZ 7119-A	T 98A-32	B		QA 19792	W	C5AZ 7121-A	4741 J
N	B7T 7119-A	91199	W	C2AZ 7120-B	4830	F	C5TZ 7122-B	230322
W	B7TZ 7119-A	T 866-32	N	C2TZ 7120-A	92743	W	E0TZ 7C122-A	13-45-139 002
W	B7TZ 7119-B	T 87E-32	N	C2TZ 7120-B	92737	W	E0TZ 7C122-B	13-45-139 001
F	B8QH 7119-A	10501	B		MU 1307 UM	W	E3TZ 7C122-A	10-00-139 043
F	B8QH 7119-B	9933	F	C2TZ 7120-C	7457	F	E7HZ 7C122-A	20628
S	C1TT 7119-A	330312	B		MU 1307 TM	W	E7TZ 7C122-A	1300-139 012
S	C1TT 7119-B	890 W	F	C4TZ 7120-A	13476	N	E4TZ 7F123-A	16074
S	C1TT 7119-C	330214 7	B		MUC 1308 J	N		16074
N	C2TZ 7119-A	92917	F	C4TZ 7120-B	227081	W	8L 7124	1AT 89A-2 1/2
N	C4TZ 7119-A	95713	B		B 3216	W	A8TZ 7124-A	1AT 87D-2 1/2C
N	C4TZ 7119-B	95716	W	C5AZ 7120-A	T 85G-26	W	A9TZ 7124-A	TA 98-80
W	C5AZ 7119-A	T 86AA-30	W		T 86G-26	N	B3TZ 7124-A	90165
W	C5AZ 7119-B	T 86AA-32	B	C5TZ 7120-A	J40 1652	W	B5A 7124-B	AT 90A-2 1/2
W	C5AZ 7119-C	T 16-32	F		201981	N	B5TZ 7124-A	90666
W	C5AZ 7119-D	T 85AA-32	S	C7TZ 7120-A	550778	F	B6TZ 7124-A	220255
N	C5TZ 7119-A	96638	F	C8TZ 7120-A	227545	F	B6TZ 7124-B	220193
W		4852 D	F	C8TZ 7120-B	15963	F	B7Q 7124-A	221480
F	C6TZ 7119-A	14314	F		15043	S	B7QH 7124-A	8072 X
F		A 3787	F	D0HZ 7120-A	15977	S	B7TZ 7124-A	8071 X
N	D6TS 7119-A	35675	S	D0HZ 7120-B	550518	S	B8QH 7124-A	310227 X
N	E0TZ 7119-A	13752	F	D0HZ 7120-C	16566	S	B8TZ 7124-A	310228 X
N	E0TZ 7119-B	13754	S	D3HZ 7120-A	550889	S	B9TT 7124-A	310811 X
W	E0TZ 7119-C	13-45-193 005	N	D3TZ 7120-A	97804	W	C1AA 7124-B	2AT 90A-2 1/2
N	E1TZ 7119-A	15334	S	D4HZ 7120-A	550922	W	C1AZ 7124-B	3AT 90A-2 1/2

July, 1989

COPYRIGHT © 1989 — FORD MOTOR COMPANY — DEARBORN, MICHIGAN

New Issue

1980/
FORD TRUCK PARTS

FORD TO MANUFACTURERS' PART NUMBERS

C O D E	FORD PART NUMBER	VENDOR PART NUMBER	C O D E	FORD PART NUMBER	VENDOR PART NUMBER	C O D E	FORD PART NUMBER	VENDOR PART NUMBER
W	C1TR 7124-A	6AT 86A-2 1/2F	W		13-09-590 008	B	C2TZ 7127-A	B 2816
S	C1TT 7124-A	310841 X	S	E5HZ 7124-A	313536 X	N		91203
S	C1TT 7124-B	310857 X	F	E7HZ 7124-A	3315732	N	C4TZ 7127-A	94381
S	C1TT 7124-C	310706 X	F		A 5200	B		B 3216
F	C1TZ 7124-A	215628	F	E7HZ 7124-B	3316083	F	C5TZ 7127-A	225598
S	C1TZ 7124-B	311554 X	F		A 5254	F	C5TZ 7127-B	791602
W	C2AZ 7124-A	4AT 89A-2 1/2	F	E7HZ 7124-C	3316180	B		M 32161
W	C2AZ 7124-B	AT 10-80	F		A 5246	F	C6TZ 7127-A	14366
W	C2AZ 7124-C	4AT 89A-2 1/2	F	E7HZ 7124-D	A 4992	B		MU 1308 GTV
W	C2AZ 7124-E	1AT 91G-2 1/2	F	E7HZ 7124-E	A 4993	S	C7TZ 7127-A	550781
W	C2AZ 7124-F	AT 10P-80	F	E7HZ 7124-F	A 4994	F	C8TZ 7127-A	81046
W	C2AZ 7124-H	AT 10P-80	F	E7HZ 7124-G	3315707	F		18658
S	C2TZ 7124-B	310229 X	F	E7HZ 7124-H	A 5200	S	D0HZ 7127-A	550721
W	C5AZ 7124-B	AT 16-2 1/2	F	E7HZ 7124-J	A 5214	S	D0HZ 7127-B	550780
F	C5TZ 7124-B	227723	F	E7HZ 7124-K	A 5215	B	D2HZ 7127-A	NUP 312 UP
F		229076	F	E7HZ 7124-L	A 5233	B		LP 1312 119
F	C5TZ 7124-C	222499	W	8L 7125	T 89A-29	S		550911
W	C5TZ 7124-D	1AT 89A-2 1/2	S	B9C 7125-A	23372	B	D2HZ 7127-B	MJ 311
W	C5TZ 7124-E	2AT 98-80	N	C2TZ 7125-A	93083	B		529942
F	C6TZ 7124-B	228121	S	C6TZ 7125-A	18377	B		MR 1311
W	C6TZ 7124-C	AT 18-80	N	D3TZ 7125-A	97802	B		L 1311
W	C6TZ 7124-D	1AT 18-80	F	D4HZ 7125-A	16807	S		550905
W	C6TZ 7124-F	AT 18-80 A	W	D2TZ 7B125-A	4499 B	S	D3HZ 7127-A	313407 X
S	C7TZ 7124-A	311018	N	D4TZ 7D126-A	11444	S		550887
F	C8TZ 7124-A	229229	N	E0TZ 7D126-A	13742	B	D3HZ 7127-B	JLM 104948
F	C8TZ 7124-B	229230	W	E3TZ 7D126-A	13-50-156 001	S		620321
F	C8TZ 7124-C	227750	N	E3TZ 7D126-B	15811	S		550900
F	C8TZ 7124-D	222245	W	E6TZ 7D126-A	13-50-156 007	F	D6HZ 7127-A	235411
W	C8TZ 7124-E	1AT 19 80	B	B5T 7127-A	M 1306 GEL	S	D7HZ 7127-A	550935
W		T 19-81	N		90504	S	D7HZ 7127-B	550936
W		T 19-80	N	B7T 7127-A	91465	F	D9HZ 7127-A	235130
W	C8TZ 7124-F	AT 19-2 1/2	F	B8QH 7127-A	45308 WJX1A	N	E0TZ 7127-A	13756
S	C9TZ 7124-A	312764 X	B		5308 L	N		13966
S	C9TZ 7124-B	312765 X	S	B8QH 7127-B	550059	N	E0TZ 7127-B	13626
S	C9TZ 7124-C	312766 X	F		225650	N		13968
N	D3TZ 7124-A	11337	B		1310 SL	W	E0TZ 7127-C	4840 J
N	D3TZ 7124-B	11338	S	B9TT 7127-A	550267	S	E2HZ 7127-A	550950
W	D3TZ 7124-C	13-01-590 001	B		MU 1311 UV	S	E2HZ 7127-B	550969
N	D4HZ 7124-A	96831	S	C1TT 7127-A	550413	W	E3TZ 7127-A	10-00-132 039
N		11562	B		1312 SLO	F	E7HZ 7127-A	6488
S	D5HZ 7124-A	313007 X	S	C1TT 7127-B	550064	F	E7HZ 7127-B	20832
N	D5HZ 7124-B	11564	S		550033	F	E7HZ 7127-C	81059
F	D9HZ 7124-A	K 1654	F		81005	S	E7HZ 7127-D	550959
F	D9HZ 7124-B	K 1945	F		41312 A	N	TYAA 7127-A	88212
W	E0HZ 7124-A	13-09-590 003	B		MRC 312 MG2	B		M 28161
S	E3HZ 7124-A	313453 X	B		H 1312 A	W	8D 7128	T 87D-33
S	E3HZ 7124-B	313459 X	B		BCA 1312 L1	W	8MTH 7128	T 98-33
F	E3HZ 7124-C	237054	B		1312 L	W	C5TZ 7128-A	T 18-32
F	E3HZ 7124-D	237053	S	C1TT 7127-C	550062	W	59T 7129-A	T 8D-30
W	E3TZ 7124-A	13-09-590 004	B		1311 SL	W	8D 7129	T 87D-32
W	E3TZ 7124-B	13-01-590 004	F	C1TT 7127-D	16780	W	E0TZ 7A130-A	13-45-607 004
W	E3TZ 7124-C	13-01-590 005	B		MR 5208 EL	W		13-45-607 004
W		13-01-590 005	S		550415 1	W		13-45-607 003
W		13-01-590 003	F	C1TT 7127-E	8881	W	E0TZ 7A130-B	13-45-607 006
S	E4HZ 7124-A	313471 X	B		8881	W	E0TZ 7A132-A	10-00-132 015
S	E4HZ 7124-B	313558 X	F	C1TT 7127-F	550066	S	E4HZ 7E133-A	54Q20
S		313472 X	S		550370	W	8MTH 7135	T 97-29
W	E4TZ 7124-E	13-09-590 008	B		1312 SL	N	B3T 7135-A	88776

1980/ FORD TRUCK PARTS

CROSS REFERENCE LIST 309

FORD TO MANUFACTURERS' PART NUMBERS

C O D E	FORD PART NUMBER	VENDOR PART NUMBER	C O D E	FORD PART NUMBER	VENDOR PART NUMBER	C O D E	FORD PART NUMBER	VENDOR PART NUMBER			
S	B8QH	7135-B	702210	F	D0HZ	7137-A	15395	S	C1TT	7140-C	80603
S	B9C	7135-A	23197	F	D0HZ	7137-B	15394	F	C1TT	7140-D	10710
N	C2TZ	7135-A	92733	F	D0HZ	7137-C	16706	W	C2AZ	7140-A	T 10-35
F	C6TZ	7135-A	7484	F	D0HZ	7137-D	16708	N	C4TZ	7140-A	88102
F	C6TZ	7135-B	12422	S	D3HZ	7137-A	971961	S	C4TZ	7140-B	62605
F	C6TZ	7135-C	15604	S	D4HZ	7137-A	9719629	F	C5TZ	7140-A	215499
S	C7TZ	7135-A	46591	S	D4HZ	7137-B	9719630	W			1301-568 002
S	C7TZ	7135-B	330657	F	D4HZ	7137-C	16751	F	C6TZ	7140-A	14281
S	D0HZ	7135-A	330665	F	D4HZ	7137-D	16749	F	C6TZ	7140-B	14707
N	D0HZ	7135-B	97986	F	D4HZ	7137-E	16946	S	C7TZ	7140-A	82601
F	D0HZ	7135-C	16112	S	D8HZ	7137-A	9719619	F	C8TZ	7140-A	206615
F	D4HZ	7135-A	16795	F	E0HZ	7137-A	16730	F	D0HZ	7140-A	16405
F	D4HZ	7135-B	17462	F	E0HZ	7137-B	16732	T	D1TZ	7140-A	3880-U-723
F	D8HZ	7135-A	19065	F	E1HZ	7137-A	19613	S	D3HZ	7140-A	97601
W	E0HZ	7135-A	10-00-053 013	F	E1HZ	7137-B	16675	N	D3TZ	7140-A	97814
S	E1HZ	7135-A	972051	F	E1HZ	7137-C	19211	F	D4HZ	7140-A	16794
F	E2HZ	7135-A	A 4729	F	E1HZ	7137-D	19116	S	D6HZ	7140-A	63601
F			19668	N	E2HZ	7137-A	15596	S	E4HZ	7140-A	40601
F	E2HZ	7135-B	A 4705	N	E2HZ	7137-B	15595	F	E6HZ	7140-A	240022
F	E6HZ	7135-A	239783	F	E2HZ	7137-C	19639	F	E7HZ	7140-A	3315672
F	E7HZ	7135-A	3315679	F	E2HZ	7137-D	19623	F	E7HZ	7140-B	20672
F	E7HZ	7135-B	20717	F	E2HZ	7137-E	19269	F			A 5071
F			A 5070	F			20382	F	E7HZ	7140-C	20127
F	E7HZ	7135-C	19919	F	E2HZ	7137-F	19243	F	E7HZ	7140-D	20610
F	7EQH	7137	201007	F			20392	N	TYAA	7140-A	88424
F	B6Q	7137-A	220273	F	E2HZ	7137-G	19615	F	E7HZ	7B140-A	20874
F	B6Q	7137-B	220281	F	E2HZ	7137-H	21022	F	E7HZ	7B140-B	95511
F	B6T	7137-A	220251	F			19248	W	8D	7141	AT 87D-10
F	B6T	7137-B	220290	F	E2HZ	7137-J	19633	W	8MTH	7141-A	T 98-10
S	B7QH	7137-A	4619613	S	E4HZ	7137-A	401963	W	8MTH	7141-B	AT 98-10 A
S	B7QH	7137-B	4619617	F	E6HZ	7137-A	241016	W	B5A	7141-C	AT 85C-10 B
F	B8QH	7137-A	10738	F	E7HZ	7137-A	3316200	W	B6A	7141-A	T 86E-10 U
S	B8QH	7137-B	5519633	F	E7HZ	7137-B	20666	W	B6C	7141-B	AT 89B-10
S	B8QH	7137-C	6219631	F	E7HZ	7137-C	3315750	W	B7C	7141-A	T 86G-10
S	C1TT	7137-A	6219654	F	E7HZ	7137-D	19928	W			AT 86G-10
F	C1TT	7137-B	8855	F	E7HZ	7137-E	20587	N	B7T	7141-A	92683
S	C1TT	7137-C	821965	F	E9HZ	7137-A	22076	W	BB	7141	AT 9A-10
F	C1TT	7137-D	215627	S	C1TT	7A137-A	312 SP	W	C2AZ	7141-A	T 10-10 A
F	C1TT	7137-E	8963	F	C3TZ	7A137-A	X12 2003	W	C2AZ	7141-B	AT 10-34 C
S	C1TT	7137-F	801968	N	C4TZ	7B137-A	95729	N	C2TZ	7141-A	92736
S	C1TT	7137-G	8219618	F	E7HZ	7K138-A	20765	N	C4TZ	7141-A	95718
N	C2TZ	7137-A	92516	S	C1TT	7139-A	80371	W	C5AZ	7141-D	AT 85AA-10
N	C2TZ	7137-B	92497	S	C1TT	7139-B	80373	W	C5TZ	7141-A	AT 89F-10
S	C3TZ	7137-A	8219633	S	C1TT	7139-C	80372	W	C5TZ	7141-B	AT 85C-10 D
F	C4TZ	7137-A	13840	S	C7TZ	7139-A	803721	W			AT 85AA-10 D
F	C4TZ	7137-B	13671	S	C7TZ	7139-B	803722	W	C5TZ	7141-C	AT 18-10
F	C5TZ	7137-A	221552	F	7EQ	7140	203609	W	C6ZZ	7141-A	T 10P-10
F	C5TZ	7137-B	222244	W	8D	7140	T 87D-35	W	C8TZ	7141-A	T 19-10
F	C6TZ	7137-A	14295	W	8L	7140	T 85B-35	W			AT 19-10
F	C6TZ	7137-B	14741	W	8MTH	7140	T 97-35	N	C9TZ	7141-A	95979
F	C6TZ	7137-C	14889	W	B5A	7140-A	T 86E-35	N	D0TZ	7141-A	99531
S	C7TZ	7137-A	4619621	S	B7QH	7140-A	46602	W	D1TZ	7141-A	13-01-584 001
S	C7TZ	7137-B	4619221	N	B7T	7140-A	91209	W	D2TZ	7141-A	13-09-584 001
S	C7TZ	7137-C	8219646	F	B8QH	7140-A	9736	N	D7HZ	7141-A	13295
S			F 8219628	S	B8QH	7140-B	62604	W	E0HZ	7141-A	13-09-584 002
S	C7TZ	7137-D	8019615	W	BB	7140	T 8A-35	S	E4HZ	7141-A	4051
S	C7TZ	7137-E	8046619	F	C1TT	7140-A	8847	F	E6HZ	7141-A	239799
F	C8TZ	7137-A	15030	S	C1TT	7140-B	72602	F	E7HZ	7141-A	3316163

July, 1989

COPYRIGHT © 1989 — FORD MOTOR COMPANY — DEARBORN, MICHIGAN

New Issue

1980/
FORD TRUCK PARTS

FORD TO MANUFACTURERS' PART NUMBERS

C O D E	FORD PART NUMBER	VENDOR PART NUMBER	C O D E	FORD PART NUMBER	VENDOR PART NUMBER	C O D E	FORD PART NUMBER	VENDOR PART NUMBER
F	E7HZ 7141-B	20671	W	D7TZ 7142-A	13-01-584 005	S	C7TZ 7144-A	F 8219637
F	E7HZ 7141-C	3315753	S	D8HZ 7142-A	978111	S	C7TZ 7144-B	8019614
F	E7HZ 7141-D	21227	F	D9HZ 7142-A	235126	F	C8TZ 7144-A	238198
F		20049	W	E0HZ 7142-A	13-09-070 001	F		228384
F	E7HZ 7141-E	20608	F	E1HZ 7142-A	19083	F		228349
S	E5HZ 7R141-A	40-381-6	S	E2HZ 7142-A	978182	F	C8TZ 7144-B	228347
N	B5T 7142-A	90653	F	E2HZ 7142-B	19313	F		229382
F	B6Q 7142-A	220274	S	E3HZ 7142-A	5351	F	C8TZ 7144-C	228383
F	B6T 7142-A	220254	S		59-5-1	F		228314
S	B7QH 7142-A	4653	S	E3HZ 7142-B	5381	F	C8TZ 7144-D	15029
F	B8QH 7142-A	9733	S	E4HZ 7142-A	4089	F	C8TZ 7144-E	15033
S	B8QH 7142-B	6256	F	E6HZ 7142-A	239789	F	C8TZ 7144-F	222241
S	B9TT 7142-A	4654	F	E7HZ 7142-A	3316176	S	C9TZ 7144-A	7019625
S	B9TZ 7142-A	46512	F	E7HZ 7142-B	20670	F	DOHZ 7144-A	16252
F	C1TT 7142-A	8845	F	E7HZ 7142-C	3315692	F	DOHZ 7144-B	16253
S	C1TT 7142-B	8251	F	E7HZ 7142-D	A 4906	S	DOHZ 7144-C	7019628
F	C1TT 7142-C	10715	F	E7HZ 7142-E	20048	S	DOHZ 7144-D	851961
S	C1TT 7142-D	8283	F	E7HZ 7142-F	20597	S	DOHZ 7144-E	851965
S	C1TT 7142-G	8051	N	TYAA 7142-A	88308	S	DOHZ 7144-F	70851
S	C1TT 7142-H	82841	F	C7TZ 7D142-A	14651	S	DOHZ 7144-G	8586
S	C1TT 7142-J	8256	W	8MTH 7143-B	T 98-85 A	S	D1HZ 7144-A	6211
F	C1TT 7142-K	215803	N	C4TZ 7143-A	93744	S	D3HZ 7144-A	9784
F	C4TZ 7142-B	13600	W	D1TZ 7143-A	13-01-127 001	S	D4HZ 7144-A	97832
F	C5TZ 7142-A	221149	N	D3TZ 7143-A	95961	S	D4HZ 7144-B	97828
F	C6TZ 7142-A	14280	F	7EQ 7144	201055	S	D4HZ 7144-C	9719627
F	C6TZ 7142-B	14491	F	7EQH 7144	201008	F	D4HZ 7144-D	20840
F	C6TZ 7142-C	14719	N	B5T 7144-A	90572	F		15952
F	C6TZ 7142-D	14748	N	B5T 7144-B	90574	F	D4HZ 7144-E	15953
F	C8TZ 7142-A	228581	F	B6Q 7144-A	220272	F	D4HZ 7144-F	16944
F		228397	F	B6T 7144-A	220252	F	D6HZ 7144-A	235390
F	C8TZ 7142-B	15034	F	B6T 7144-B	220286	F	D6HZ 7144-B	235391
F	C8TZ 7142-C	15439	S	B7QH 7144-A	4619612	S	D6HZ 7144-C	7019627
F	C8TZ 7142-D	218546	S	B7QH 7144-B	4619618	S	D6HZ 7144-D	7019626
W	C8TZ 7142-E	T 19-46	N	B7T 7144-A	91198	S	D6HZ 7144-F	978122
F	C9TZ 7142-A	16234	N	B7T 7144-B	91968	S	D6HZ 7144-G	978124
F	DOHZ 7142-A	16227	F	B8QH 7144-A	9739	F	D7HZ 7144-A	16889
F	DOHZ 7142-B	15401	S	B8QH 7144-B	6219629	S	D8HZ 7144-A	9719685
S	DOHZ 7142-C	82855	S	B8QH 7144-C	6219625	S	D8HZ 7144-B	978126
F	DOHZ 7142-D	16713	S	B8QH 7144-D	6119652	F	E1HZ 7144-A	19212
F	DOHZ 7142-E	16714	S		6219652	S	E1HZ 7144-B	97196110
T	D1TZ 7142-A	3892-C-1641	S	B8QH 7144-E	4619631	N	E2HZ 7144-A	15591
S	D3HZ 7142-A	9751	S	B9TT 7144-A	7019610	N	E2HZ 7144-B	15592
S	D3HZ 7142-B	9781	F	C1TT 7144-A	10705	F	E2HZ 7144-C	19627
N	D3TZ 7142-A	97824	S	C1TT 7144-C	8217	F		20380
W	D3TZ 7142-B	13-01-584 002	S	C1TT 7144-D	801966	F	E4HZ 7144-A	A 4918
W	D3TZ 7142-C	13-01-584 003	S	C1TT 7144-E	801963	F	E6HZ 7144-A	241014
F	D4HZ 7142-A	16757	S	C1TT 7144-F	804663	F	E7HZ 7144-A	3316321
F	D4HZ 7142-B	16756	S	C1TT 7144-G	8219622	F		3316321
F	D4HZ 7142-C	16949	S	C1TZ 7144-A	310949 X	F		TX 3281
F	D4HZ 7142-D	16953	S	C1TZ 7144-B	8219648	F	E7HZ 7144-B	20583
F	D6HZ 7142-A	235365	N	C2TZ 7144-A	92517	F	E7HZ 7144-C	20089
F	D6HZ 7142-B	235392	N	C2TZ 7144-B	92496	F	E8HZ 7144-A	22080
S	D6HZ 7142-C	8251 1X	N	C2TZ 7144-C	92693	N	D4TZ 7D144-A	11464
S		8551 1X	S	C3TZ 7144-A	6019626	W	B3C 7145-A	F 1-42
S	D6HZ 7142-D	4751	F	C4TZ 7144-A	219410	B		B 1316 Q
S	D6HZ 7142-E	4785	F	C6TZ 7144-A	14297	B	B3T 7145-A	B 1607 Q
S	D6HZ 7142-F	85842	F	C6TZ 7144-B	14307	N		35999
S	D7HZ 7142-A	6351	F	C6TZ 7144-C	14886	B	B8QH 7145-A	J40 2464

**1980/
FORD TRUCK PARTS**

FORD TO MANUFACTURERS' PART NUMBERS								
C O D E	FORD PART NUMBER	VENDOR PART NUMBER	C O D E	FORD PART NUMBER	VENDOR PART NUMBER	C O D E	FORD PART NUMBER	VENDOR PART NUMBER
S		550122	S	E6HZ 7153-A	312475 24X	N	C2TZ 7158-B	92504
N	C2TZ 7145-A	93081	S	E6HZ 7153-B	312475 35X	N	C2TZ 7158-C	92692
N	C4TZ 7145-A	93746	S	E6HZ 7153-C	312475 33X	F	C4TZ 7158-A	219409
S	D3HZ 7145-A	550886	F	E7HZ 7153-A	K 1782	F	C5TZ 7158-A	218879
N	D4TZ 7145-A	89323	F	E7HZ 7153-B	K 1955	F	C5TZ 7158-B	218880
F	D6HZ 7145-A	235412	F	E7HZ 7153-C	K 2112	F	C6TZ 7158-A	14486
S	D6HZ 7145-B	313225 X	F		K 2011	F	C6TZ 7158-B	14487
S		474821	F	E8HZ 7153-A	K 2061	F	C6TZ 7158-C	13246
S	D6HZ 7145-C	59-482-1 1X	F	E9HZ 7153-A	K 2110	F	C6TZ 7158-D	8489
S		59-482-1 1X	N	E0TZ 7A153-A	13716	F	C6TZ 7158-E	15643
F	E7HZ 7145-A	3315674	W	E0TZ 7A153-B	13-45-162 002	S	C7TZ 7158-A	46851
S	C6TZ 7B145-A	3A2904	N	E1TZ 7A153-A	15244	S	C7TZ 7158-B	F 82860
S	C1TT 7146-A	8085	W	E3TZ 7A153-A	13-50-162 001	S		82859
S	D0HZ 7146-A	85358	W	E7TZ 7A153-A	1356-162 003	F	C8TZ 7158-A	238199
F	C7TZ 7A147-A	9734	W		1356-162 002	F		228375
F	B8QH 7148-A	9734	N	7EQ 7155	38869	F		228345
W	C2AZ 7149-A	T 10-88 A	F		201929	F	C8TZ 7158-B	238201
F	E7HZ 7149-A	20673	W	8MTH 7155	T 97-48	F		228299
W	E0TZ 7A149-A	13-45-097 003	W	B5A 7155-A	T 86D-48	F		228377
W	E0TZ 7A149-B	13-45-097 004	F	B8QH 7155-A	8270	F	C8TZ 7158-C	228377
S	C6TZ 7B149-A	311367 9X	W	BB 7155	4501 A	F		228346
N	E0TZ 7A151-A	13783	F	C1TZ 7155-A	1638	F	C8TZ 7158-D	15021
W	E0TZ 7A152-A	13-45-039 005	S	C1TZ 7155-B	712462	F	C8TZ 7158-E	15443
W	E0TZ 7A152-B	13-45-039 007	N	C2TZ 7155-A	92742	F	C8TZ 7158-F	218877
F	C1TZ 7153-C	A 2670	N	C4TZ 7155-A	88091	F	C8TZ 7158-G	16001
F	C1TZ 7153-D	K 1096	S	C6TZ 7155-A	312462	F	C8TZ 7158-H	16002
F		A 3995	F	C6TZ 7155-B	14736	F	D0HZ 7158-A	16231
F		A 2672	S	C7TZ 7155-A	852461	F	D0HZ 7158-B	15972
F	C6TZ 7153-A	K 1094	W	C8TZ 7155-A	T 19-48	F	D0HZ 7158-C	15396
F		A 3956	F	D0HZ 7155-A	16404	F		K 1670
F		A 3446	S	D0HZ 7155-B	822461	F	D0HZ 7158-D	15399
F		K 1783	N	D0HZ 7155-C	97991	F	D0HZ 7158-E	16458
S	C6TZ 7153-B	312265 X	F	D2HZ 7155-A	19288	N	D0HZ 7158-F	99003
S	C6TZ 7153-C	312264 X	S	C7TZ 7C155-A	802235	N	D0HZ 7158-G	99004
S	C7TZ 7153-A	312475 8X	W	A8T 7156-A	4757	N	D0HZ 7158-H	99028
S		312475 2X	N	C4TZ 7156-A	95722	F	D0HZ 7158-J	16707
S	C7TZ 7153-B	310475 X	W	D2TZ 7156-A	4828 F	F	D0HZ 7158-K	16720
F	D0HZ 7153-A	A 3692	F	E7HZ 7R156-A	18218	S	D1HZ 7158-A	62844
S	D3HZ 7153-B	312475 1X	F	7EQH 7158	204429	S	D2TZ 7158-A	46884
S		312475 17X	N	B5T 7158-A	90679	S	D2TZ 7158-B	46896
S	D4HZ 7153-A	312475 3X	F	B6Q 7158-B	220278	S	D3HZ 7158-A	97810
S		312475 31X	F	B6T 7158-C	220522	S	D3HZ 7158-B	9786
S		312475 31X	S	B7QH 7158-A	46816	F	D4HZ 7158-A	16941
F	D4HZ 7153-B	K 1095	S	B7QH 7158-B	46821	F	D4HZ 7158-B	16750
F		K 1784	N	B7T 7158-A	91177	F	D4HZ 7158-C	17568
F	D4HZ 7153-C	K 1009	N	B7T 7158-B	91972	N	D4TZ 7158-A	11895
F		K 1780	S	B8QH 7158-A	62842	F	D6HZ 7158-A	235369
S	D4HZ 7153-D	312475 16X	S	B8QH 7158-B	62849	F	D6HZ 7158-B	235370
F	D4HZ 7153-E	K 1931	S	B8QH 7158-C	62878	F	D6HZ 7158-C	18438
N	D4TZ 7153-B	13163	S	B8QH 7158-D	46836	F	D6HZ 7158-D	18440
N		13163	S	B9TT 7158-A	46843	F	D7HZ 7158-A	16888
N	D4TZ 7153-C	13146	S	B9TT 7158-B	46845	S	D8HZ 7158-A	97824
S	D6HZ 7153-A	312475 28X	S	C1TT 7158-A	62884	S	D8HZ 7158-B	97871
F	D6HZ 7153-B	K 1039	S	C1TT 7158-B	62850	S	D8HZ 7158-C	97873
F		K 1781	F	C1TT 7158-D	215624	F	E0HZ 7158-A	16731
S	D7HZ 7153-A	312475 29X	S	C1TT 7158-E	82812	F	E0HZ 7158-B	16727
S	E2HZ 7153-A	312475 30X	S	C1TZ 7158-A	82827	F	E1HZ 7158-A	17121
S	E4HZ 7153-A	312475 40X	N	C2TZ 7158-A	92519	F	E1HZ 7158-B	19294

**1980/
FORD TRUCK PARTS**

FORD TO MANUFACTURERS' PART NUMBERS

C O D E	FORD PART NUMBER	VENDOR PART NUMBER	C O D E	FORD PART NUMBER	VENDOR PART NUMBER	C O D E	FORD PART NUMBER	VENDOR PART NUMBER			
S	E1HZ	7158-C	978140	F	E7HZ	7160-A	20711	F	E6HZ	7162-A	240040
F	E1HZ	7158-D	19113	F	E7HZ	7160-B	20714	F	E7HZ	7162-A	3315686
F	E1HZ	7158-E	239347	N	TYAA	7160-A	36272	W	B3C	7164-A	T 98-82
F	E1HZ	7158-F	239353	W	B3C	7161-A	4773	W	E3TZ	7D164-A	13-50-089 002
S	E2HZ	7158-A	973548	N	C4TZ	7161-A	92317	W	E3TZ	7D164-B	13-50-089 003
N	E2HZ	7158-B	15589	F	C1TT	7B161-A	13032	W	E6TZ	7D164-A	13-50-089 005
N	E2HZ	7158-C	15590	F	C4TZ	7B161-A	13596	W	E7TZ	7D164-A	1356-089 002
F	E2HZ	7158-D	19622	F	C4TZ	7B161-B	14519	F	7EQ	7165	201398
F	E2HZ	7158-E	21019	F	C4TZ	7B161-C	14159	S			462673
F			19239	F	D0HZ	7B161-A	15974	S	B9C	7165-A	232671
F	E2HZ	7158-F	19630	S	D3HZ	7B161-A	9788	W	BB	7165	T 53-160 B
F			20458	S	D4HZ	7B161-A	97830	S			502672
F	E2HZ	7158-G	19626	S	D4HZ	7B161-B	9719625	N			35662
F			20379	F	D6HZ	7B161-A	18439	W			1300-191 010
F	E2HZ	7158-H	19168	S	D8HZ	7B161-A	97826	FM	C3TZ	7165-A	26041
F	E2HZ	7158-J	19614	S	D8HZ	7B161-B	9719679	F	C6TZ	7165-A	11629
F			20390	S	E1HZ	7B161-A	978164	F	C6TZ	7165-B	14575
F	E2HZ	7158-K	21026	S	E1HZ	7B161-B	97196109	S	C6TZ	7165-C	182676
F			19640	F	E7HZ	7B161-A	20661	S	C8TZ	7165-A	182678
F	E2HZ	7158-L	21021	F	E7HZ	7B161-B	3315720	S	C9HZ	7165-A	732671
F			19241	F	E7HZ	7B161-C	21662	F	D1HZ	7165-A	16596
F	E2HZ	7158-M	19642	S	F0HZ	7B161-A	97-8-232	F	D4HZ	7165-A	16656
F			20460	S	C3TZ	7D161-A	18121	F	D4HZ	7165-B	A 4046
S	E3HZ	7158-A	53821	S	E3HZ	7L161-A	532282	S	D4HZ	7165-D	97962
S	E3HZ	7158-B	53822	S	E4HZ	7L161-A	402281 1	S	E4HZ	7165-A	40963
S	E4HZ	7158-A	4081	S	E4HZ	7L161-B	402281 2	S	B9C	7166-A	233241
S	E4HZ	7158-B	40-8-11	S	E4HZ	7L161-C	402281 3	S	B9TT	7166-C	503241
S			40-8-11	F	E7HZ	7L161-A	3315684	N			35666
F	E6HZ	7158-A	239793	F			3315683	F			201400
F	E7HZ	7158-A	3316319	F			3315682	S			463241
F			TX 3282	F			3315681	W			1300-045 001
F	E7HZ	7158-B	21661	S	E7HZ	7L161-B	63-228-2 1	W			T 7-150
F	E7HZ	7158-C	19308	F	E8HZ	7L161-A	22015	F			1684
F	E7HZ	7158-D	20574	F	E8HZ	7L161-B	22016	F	C4TZ	7166-A	14086
S	E7HZ	7158-E	97-35-84	F	E8HZ	7L161-C	22017	F	C6TZ	7166-A	11634
F	E8HZ	7158-B	22079	F	E8HZ	7L161-D	22018	S	C6TZ	7166-B	181555
F	E8HZ	7158-C	22028	F	7EQ	7162	224026	S	C9HZ	7166-A	22P 22
F	E9HZ	7158-A	22025	S	B7QH	7162-A	823812	F	D1HZ	7166-A	16929
S	F0HZ	7158-A	97-8-234	S	B7QH	7162-B	823811	W	D2TZ	7166-A	T 9-150
S	F0HZ	7158-B	97-36-1	S	B7QH	7162-C	463811	F	D4HZ	7166-A	16827
F	TFAA	7158-A	206967	F	B8QH	7162-A	9942	N	D4TZ	7166-A	11637
N	TYAA	7158-A	89074	F	B8QH	7162-B	4504	S	E4HZ	7166-A	463241
N	TYAA	7158-B	88498	S	C3TZ	7162-A	603818	S	E7HZ	7166-A	97-324-1 1X
S	E3HZ	7K159-A	53651	F	C5TZ	7162-A	224024	S			97-324 1
W	8MTH	7160	4745 D	F	C6TZ	7162-A	14286	S			97-324 1
S	B4Q	7160-A	5538111	F	C6TZ	7162-B	14321	S	E7HZ	7166-B	97-324-2 1X
N	B7T	7160-A	91241 A	F	C6TZ	7162-C	14624	S			97-324-2 1X
N	B7T	7160-B	91241 B	F			A 3789	S			97-324 2
N	C2TZ	7160-A	92798	F	C8TZ	7162-A	A 3876	S			97-324 2
F	C5TZ	7160-A	224117	F			15049	S	TDAA	7166-A	50324 5
F	C8TZ	7160-A	228308	F	C8TZ	7162-B	A 3875	W	E0TZ	7D167-A	13-45-183 001
F			230706	F			15052	B	09B	7169	3420
F			233731	F	C8TZ	7162-C	A 3874	B	C3TZ	7169-A	453 A
W	C8TZ	7160-B	6003	F			15053	S			550205
W	C8TZ	7160-C	6003 A	F	D4HZ	7162-A	16798	S	C6TZ	7169-A	550228
W	C8TZ	7160-D	6003 B	F	D4HZ	7162-B	16812	B			25821
F	D4TZ	7160-A	230706	F	D6HZ	7162-A	226331	B	C7TZ	7169-A	28921
F	D6HZ	7160-A	235379	S	D7HZ	7162-A	633811	S			550528

**1980/
FORD TRUCK PARTS**

FORD TO MANUFACTURERS' PART NUMBERS

C O D E	FORD PART NUMBER	VENDOR PART NUMBER	C O D E	FORD PART NUMBER	VENDOR PART NUMBER	C O D E	FORD PART NUMBER	VENDOR PART NUMBER	
B	D3HZ	7169-A	JLM	104910		F	D2HZ	7B175-B	55505
S				550899		F	D2TZ	7B175-C	55501
F	D6HZ	7169-A		235383		F	D2TZ	7B175-D	55508
F	D6HZ	7169-B		1314774		F	D4HZ	7B175-A	55522
F	D6HZ	7169-C		235422		F	D4HZ	7B175-B	55531
F	D9HZ	7169-A		235556		F			55527
F	E6HZ	7169-A		235417		S	D4HZ	7B175-C	310731 8
F	7EQ	7173-A		201059		F	E1HZ	7B175-A	55517
F	7EQ	7173-B		200100		F	E1HZ	7B175-B	55535
F	7EQ	7173-C		200101		F	E2HZ	7B175-A	55509
F	7EQ	7173-D		208382		F			55509
F	7EQH	7173-A		201023		F	E7HZ	7B175-A	55534
F	7EQH	7173-B		200102		F	E9HZ	7B175-A	55528
F	7EQH	7173-C		200103		W	C2AZ	7C175-B	T 86J-45
F	7EQH	7173-D		207918		W	C2AZ	7C175-D	T 85D-44
S	B8QH	7173-A	1001 W		W	C5AZ	7C173-A	AT 85P-46	T 98-31
F	B9TT	7173-A		223677		W	C5AZ	7C173-B	AT 86W-46
F	B9TT	7173-B		223678		N	B3T	7174-B	90173
F	B9TT	7173-C		223679		N	B7T	7174-A	92121
F	C1TT	7173-A		10703		N	B7T	7174-B	92197
F	C1TT	7173-B		10704		N	B7T	7174-C	92164
F	C1TZ	7173-A		14867		N			93531
F	C1TZ	7173-B		14868		N	C2TZ	7174-A	92702
F	C5TZ	7173-A		221121		N	C2TZ	7174-B	92706
F	C5TZ	7173-B		221122		N	C4TZ	7174-A	95727
F	C5TZ	7173-C		221124		N	C9TZ	7174-A	94461
F	C5TZ	7173-D		221120		N	C9TZ	7174-B	94469
F	C5TZ	7173-J	A 3663		N	D0HZ	7174-A	97988	
F			14953		N	E0HZ	7174-A	13639	
F			14952		N	E0HZ	7174-B	13640	
F	C5TZ	7173-K	A 3662		N	E4TZ	7A174-C	16049	
F			14951		N			16049	
F			14950		W	C2AZ	7C174-E	4907	
F	C6TZ	7173-A		14273	W	C2AZ	7C174-F	4907 A	
F	C6TZ	7173-B		14274	W	8MTH	7175-B	T 98-83	
F	C6TZ	7173-C		14275	W	E3TZ	7175-A	13-01-091 001	
F	C6TZ	7173-D		14276	W	E3TZ	7175-B	13-01-091 002	
F	C6TZ	7173-E		14277	W			13-01-091 002	
F	C6TZ	7173-F		14278	F	C1TT	7B175-E	55504	
F	C6TZ	7173-G		14279	F	C1TT	7B175-F	55507	
F	C6TZ	7173-H		18702	F	C1TT	7B175-G	55502	
F			14712		S	C1TZ	7B175-A	310731 2	
F	C6TZ	7173-J		14749	S	C1TZ	7B175-D	310731 3	
F	C8TZ	7173-A		15444	F	C2TZ	7B175-C	79501	
F	C8TZ	7173-B		15445	F	C3TZ	7B175-B	79502	
F	C8TZ	7173-C		15446	F	C6TZ	7B175-A	55524	
F	D0HZ	7173-A		15976	F	C6TZ	7B175-B	55523	
S	D0HZ	7173-B		853815	F	C6TZ	7B175-D	55503	
S	D0HZ	7173-C		853817	F	C6TZ	7B175-E	55520	
S	D0HZ	7173-D		853819	S	C7TZ	7B175-A	310731 1	
S	D0HZ	7173-E		8538110	S	C7TZ	7B175-B	310731 4	
S	D2TZ	7173-A		330818	S	C7TZ	7B175-C	310731 5	
F	D4HZ	7173-A		16790	S	C7TZ	7B175-D	310731 6	
F	D4HZ	7173-B		16799	F	C8TZ	7B175-D	55513	
S	D4HZ	7173-C		330852	F	C9TZ	7B175-A	55525	
S	D6HZ	7173-A		330866	F	D0HZ	7B175-A	55519	
S	D6HZ	7173-B		330867	F	D0HZ	7B175-B	55518	
F	E1HZ	7173-A		17248	F	D0HZ	7B175-C	55506	
F					F	D2HZ	7B175-A	55526	
F					W	C7TZ	7176-A	T 18B-31	

**1980/
FORD TRUCK PARTS**

FORD TO MANUFACTURERS' PART NUMBERS

C O D E	FORD PART NUMBER	VENDOR PART NUMBER	C O D E	FORD PART NUMBER	VENDOR PART NUMBER	C O D E	FORD PART NUMBER	VENDOR PART NUMBER			
S	C7TZ	7176-B	461961	S	B9TT	7177-B	46124	S	D3HZ	7177-G	971965
S	C7TZ	7176-C	F 8219621	F	C1TT	7177-A	12742	F	D4HZ	7177-A	16811
F	C8TZ	7176-A	227752	S	C1TT	7177-B	82110	F	D4HZ	7177-B	16806
W	C8TZ	7176-B	T 19-31	F	C1TT	7177-C	10712	F			A 4096
S	C9TZ	7176-A	7019629	S	C1TT	7177-F	801965	S	D4HZ	7177-C	9715
F	D0HZ	7176-A	15393	S	C1TT	7177-G	801961	F	D4HZ	7177-D	16942
S	D0HZ	7176-B	8519611	F	C1TT	7177-H	10621	F	D4HZ	7177-E	17569
S	D0HZ	7176-C	851964	N	C2TZ	7177-A	92687	F	D4HZ	7177-F	15938
N	D0HZ	7176-D	97978	N	C2TZ	7177-B	93644	N	D4TZ	7177-A	11429
N	D0HZ	7176-E	99035	N	C2TZ	7177-C	93824	F	D5HZ	7177-A	18192
F	D0HZ	7176-F	16710	S	C3TZ	7177-A	60124	F	D5HZ	7177-B	18193
S	D4HZ	7176-A	312724 X	F	C4TZ	7177-A	13594	F	D6HZ	7177-A	235388
F	D4HZ	7176-B	16753	F	C5TZ	7177-A	202291	F	D6HZ	7177-B	235389
S	D7HZ	7176-A	6319614	F	C5TZ	7177-B	222237	S	D6HZ	7177-D	4711
S	D7HZ	7176-B	6319616	F	C6TZ	7177-A	14285	S	D6HZ	7177-E	4713
S	D7HZ	7176-C	631961	F	C6TZ	7177-B	14299	F	D6HZ	7177-F	17911
S	D8HZ	7176-A	9719617	F	C6TZ	7177-C	14303	F	D6HZ	7177-G	17914
F	E0HZ	7176-A	16734	F	C6TZ	7177-D	14627	F	D6HZ	7177-H	18447
W	E0HZ	7176-B	13-09-080 005	F	C6TZ	7177-E	14747	N	D6TZ	7177-A	13176
F	E1HZ	7176-A	19177	F	C6TZ	7177-F	13244	S	D7HZ	7177-A	6311
F	E1HZ	7176-B	19178	F	C6TZ	7177-G	14882	S	D7HZ	7177-B	6313
S	E1HZ	7176-C	978134	S	C7TZ	7177-A	46127	F	D7HZ	7177-C	16887
F	E2HZ	7176-A	21025	S	C7TZ	7177-B	8511	F	D7HZ	7177-D	16886
F			19629	S			F 8214	S	D8HZ	7177-A	97126
F	E2HZ	7176-B	19247	F	C7TZ	7177-E	15038	S	D8HZ	7177-B	9719681
F			20471	F	C8TZ	7177-A	228389	S	D8HZ	7177-C	9713
S	E3HZ	7176-A	531963	F			228343	S	D8HZ	7177-D	9719646
W	E3TZ	7176-A	13-09-080 014	F	C8TZ	7177-B	228313	F	D8HZ	7177-E	A 4521
W	E3TZ	7176-B	13-09-080 015	F			228388	F	D8HZ	7177-F	A 4519
W	E4HZ	7176-A	13-09-080 011	F	C8TZ	7177-C	15027	N	D8TZ	7177-A	13432
W			13-09-080 011	F	C8TZ	7177-D	15037	F	D9HZ	7177-A	237739
W	E4TZ	7176-A	13-09-080 010	F	C8TZ	7177-F	15028	F	E0HZ	7177-A	16728
W			13-09-080 010	F	C8TZ	7177-G	16003	N	E0TZ	7177-A	13799
F	E7HZ	7176-A	20667	F	C9HZ	7177-A	15831	N	E0TZ	7177-B	13800
F			22395	F	D0HZ	7177-A	16248	W	E0TZ	7177-C	13-45-144 002
F	E7HZ	7176-B	3315705	F	D0HZ	7177-B	16250	W	E0TZ	7177-D	13-45-144 001
F	E7HZ	7176-C	19922	F	D0HZ	7177-C	16251	F	E1HZ	7177-A	19647
F	E7HZ	7176-D	20833	F	D0HZ	7177-D	16285	F	E1HZ	7177-B	19554
F	C1TT	7B176-D	10726	F	D0HZ	7177-E	15418	F	E1HZ	7177-C	A 4335
F	C4TZ	7B176-A	13581	F	D0HZ	7177-F	15667	F	E1HZ	7177-D	19210
N	B5T	7177-A	90571	S	D0HZ	7177-G	82121	S	E1HZ	7177-E	97129
N	B5T	7177-B	90573	S	D0HZ	7177-H	8512	F	E1HZ	7177-F	19114
F	B6Q	7177-A	220271	F	D0HZ	7177-J	16451	N	E1TZ	7177-A	15306
F	B6T	7177-A	220253	F	D0HZ	7177-K	16721	N	E1TZ	7177-B	15307
F	B6T	7177-B	220277	F	D1HZ	7177-A	16518	S	E2HZ	7177-A	97137
S	B7QH	7177-A	4618	F	D2HZ	7177-A	A 4128	N	E2HZ	7177-B	15587
S	B7QH	7177-B	46110	F	D2HZ	7177-B	A 4110	N	E2HZ	7177-C	15588
N	B7T	7177-A	91197	S	D2HZ	7177-C	70115	F	E2HZ	7177-D	21018
N	B7T	7177-B	91967	S	D2HZ	7177-D	7013	F			19238
F	B8QH	7177-A	9732	F	D2HZ	7177-E	16917	F	E2HZ	7177-E	19643
F	B8QH	7177-B	9941	F			K 1414	F			20461
S	B8QH	7177-C	60120	F	D2TZ	7177-E	A 4263	F	E2HZ	7177-F	19631
S	B8QH	7177-D	6216	F	D3HZ	7177-B	A 4126	F			20459
S	B8QH	7177-E	6218	S	D3HZ	7177-C	9719675	F	E2HZ	7177-G	21027
S	B8QH	7177-F	62116	S			971967	F			19641
S	B8QH	7177-G	46118	S	D3HZ	7177-D	97111	F	E2HZ	7177-H	21020
S	B9T	7177-A	7018	S	D3HZ	7177-E	9711	F			19240
S	B9TT	7177-A	46120	S	D3HZ	7177-F	971963	F	E2HZ	7177-J	19131

**1980/
FORD TRUCK PARTS**

CROSS REFERENCE LIST 315

FORD TO MANUFACTURERS' PART NUMBERS

C O D E	FORD PART NUMBER	VENDOR PART NUMBER	C O D E	FORD PART NUMBER	VENDOR PART NUMBER	C O D E	FORD PART NUMBER	VENDOR PART NUMBER
W	E2TZ 7177-A	13-45-144 003	F	C8TZ 7181-A	228287	F	D6HZ 7183-A	235371
W	E2TZ 7177-B	13-45-144 004	F	C8TZ 7181-B	15062	S	E3HZ 7183-A	534661
W	E2TZ 7177-C	13-45-144 005	F	C8TZ 7181-C	218536	S	E5HZ 7183-A	59-466-3
S	E3HZ 7177-A	5311	F	C8TZ 7181-D	15659	F	E6HZ 7183-A	239791
S	E3HZ 7177-B	533522	T	D1TZ 7181-A	2808-Y-883	F	E7HZ 7183-A	3315723
W	E3TZ 7177-A	13-50-144 002	T	D1TZ 7181-B	2808-B-886	F	E7HZ 7183-B	3315738
W	E3TZ 7177-B	13-50-144 001	T	D1TZ 7181-C	2808-L-895	F	E7HZ 7183-C	20677
S	E4HZ 7177-A	4011	T	D1TZ 7181-D	2808-L-896	F	E7HZ 7183-D	20683
F	E4HZ 7177-B	20149	T	D1TZ 7181-E	2808-M-897	F	E7HZ 7183-E	20690
F	E6HZ 7177-A	241013	W	D2TZ 7181-A	10-00-045 001	F	E7HZ 7183-F	21547
F	E6HZ 7177-B	241012	S	D3HZ 7181-A	9722317	F	E7HZ 7183-G	3315696
F	E7HZ 7177-A	3316196	S	D3HZ 7181-B	972238	S	E4HZ 7L183-A	313685 3X
F	E7HZ 7177-B	20660	S	D3HZ 7181-C	972234	S		313615 1X
F	E7HZ 7177-C	3315743	N	D3TZ 7181-A	38566 A	S		313615 1X
F	E7HZ 7177-D	20044	N	D3TZ 7181-B	38566 B	S		313571 1X
F	E7HZ 7177-E	20576	N	D3TZ 7181-C	38587	S		313473 X
S	E7HZ 7177-F	97150	N	D3TZ 7181-D	38581	S		313473 1X
W	E7TZ 7177-A	1356-144 002	N	D3TZ 7181-E	11463 A	F	E7HZ 7L183-A	3316213
W	E7TZ 7177-B	1356-144 003	N	D3TZ 7181-F	38707	F	E7HZ 7L183-B	A 5009
F	E8HZ 7177-A	22009	F	D4HZ 7181-A	16661	F	7EQ 7185	202733
F	E8HZ 7177-B	22010	F	D4HZ 7181-B	17097	F	C1TT 7185-A	1642
F	E3HZ 7L177-A	235622	S	D4HZ 7181-C	972233	F	D3TZ 7185-A	233113
F	7EQ 7178	223861	F	D4HZ 7181-D	16784	F	E2HZ 7185-A	19870
S	B4Q 7178-A	463812	N	D4TZ 7181-A	11933	F	E7HZ 7185-A	20699
F	B8QH 7178-A	5398	N	D4TZ 7181-B	11638	N	B3T 7187-A	89068
F	B9T 7178-A	SK 251 78	N	D4TZ 7181-C	99780	N	B7T 7187-A	91568
F	C1TT 7178-A	5822	S	D6HZ 7181-A	6022330	N	DOHZ 7187-A	97562
S	D2HZ 7178-A	703817	S	D6HZ 7181-B	472232	W	A8T 7189-A	T 98-65
S	D2HZ 7178-B	703816	S	D7HZ 7181-A	632231	F	B8QH 7189-A	9742
S	E3HZ 7178-A	533812	S	D8HZ 7181-A	9722319	F	C6TZ 7E189-A	1884
W	C8TZ 7K179-A	T 19-55	S	D9HZ 7181-A	9722324	F	7EQ 7190	200 V0
W	E3TZ 7K179-A	13-52-183 001	F	E1HZ 7181-A	17386	F	C6TZ 7E190-A	8545
F	7EQ 7181	202076	S	E1HZ 7181-B	9722322	F	C6TZ 7E190-B	13255
S	B4Q 7181-A	5522322	S	E2HZ 7181-A	9722323	F	DOHZ 7E190-A	16447
N	B5T 7181-A	90537	S	E2HZ 7181-B	9722325	F	7EQ 7191	201052
S	B7QH 7181-A	442231	F	E7HZ 7181-A	3315671	N	B7T 7191-A	91663
N	B7T 7181-A	91204	F	E7HZ 7181-B	20696	S	B8QH 7191-A	425 SP
S	B8QH 7181-A	5522317	F	E7HZ 7181-C	20037	S	C1TT 7191-A	424 SP
S	B9C 7181-A	232234	F	E8HZ 7181-A	22014	F	C5TZ 7191-A	207204
S	B9C 7181-B	232232	F	E9HZ 7181-A	21345	F	C5TZ 7191-B	221144
S	B9C 7181-C	232233	N	TYAA 7181-A	88304	N	E3TZ 7191-A	15836
S	B9TT 7181-A	7022328	F	7EQ 7182	201020	S	E4HZ 7191-A	545087
S		7022316	N	B5T 7182-A	90662	F	TGAA 7191-A	202043
F	C1TT 7181-A	11475	N	TYAA 7182-B	88529	N	TYAA 7191-A	88522
S	C1TT 7181-B	802233	N	B3T 7183-A	89067	W	E3TZ 7C191-A	10-00-127 026
S	C2TZ 7181-A	6222315	N	B5T 7183-A	90559	W	E5TZ 7C191-A	13-00-127 001
N	C4TZ 7181-A	95736	S	B7QH 7183-A	464669	W		13-00-127 001
F	C5TZ 7181-A	204405	N	B7T 7183-A	91569	W	E7TZ 7C191-A	1300-127 008
N	C5TZ 7181-B	95924 B	F	B8QH 7183-A	9738	F	C6TZ 7E191-A	8544
F	C6TZ 7181-A	5877	F	B8QH 7183-B	9737	F	C6TZ 7E191-B	13254
S	C6TZ 7181-B	182233	S	B8QH 7183-C	6246614	F	DOHZ 7E191-A	16446
S	C6TZ 7181-C	182237	N	C4TZ 7183-A	95706	F	7EQ 7192	201021
S	C6TZ 7181-D	182238	N	C4TZ 7183-B	96986	N	TYAA 7192-A1	90352
S	C6TZ 7181-E	182239	N		96829	N	TYAA 7192-A2	88493
S	C6TZ 7181-F	1822310	F		96829	TR	D8HZ 7K192-A	A 14 BU-105
S	C6TZ 7181-G	1822311	F	C4TZ 7183-D	14614	TR	D8HZ 7K192-B	A 10 BU-100
F	C6TZ 7181-H	14718	S	C7TZ 7183-A	854664	F	7EQ 7193	204428
S	C7TZ 7181-A	852237	N	DOHZ 7183-A	95849	F	7EQH 7193	215234

July, 1989

COPYRIGHT © 1989 — FORD MOTOR COMPANY — DEARBORN, MICHIGAN

New Issue

**1980/
FORD TRUCK PARTS**

FORD TO MANUFACTURERS' PART NUMBERS

C O D E	FORD PART NUMBER	VENDOR PART NUMBER	C O D E	FORD PART NUMBER	VENDOR PART NUMBER	C O D E	FORD PART NUMBER	VENDOR PART NUMBER
B		C 436 Q	S	D3HZ 7195-A	97227	S	C1TT 7196-A	62882
W		T 97-166	S	D3HZ 7195-B	97195	S	C1TT 7196-C	8286
F	B4Q 7193-B	209839	F	D4HZ 7195-A	16792	F	C1TT 7196-D	215626
S	B7QH 7193-A	46376	S	D4HZ 7195-B	97225 R/B-/2	S	C1TZ 7196-A	310769 X
S	B8QH 7193-A	623729	S	D4HZ 7195-C	97193	N	C2TZ 7196-A	93642
F	C5TZ 7193-A	226701	S		312770 X	N	C2TZ 7196-B	92506
F	C5TZ 7193-B	221143	S		312769 X	S	C3TZ 7196-B	82851
F	C6TZ 7193-A	10164	S	D4HZ 7195-D	702216	N	C4TZ 7196-A	95708
F	C6TZ 7193-B	12706	F	D4HZ 7195-E	16770	F	C4TZ 7196-C	14615
F	C6TZ 7193-C	13242	S	D6HZ 7195-A	602231	F	C5TZ 7196-A	227722
F	C8TZ 7193-A	228297	S	D6HZ 7195-B	47223	F	C5TZ 7196-B	227721
F	D0HZ 7193-B	16453	S	D7HZ 7195-A	63222	S	C7TZ 7196-A	46824
F	D0HZ 7193-C	16455	S	D7HZ 7195-B	63221	S	C7TZ 7196-B	82870
F	D0HZ 7193-D	16457	S	D8HZ 7195-A	972212	S		82860
N	D0HZ 7193-E	97984	S	D8HZ 7195-B	97228	S		F 82829
F	D6HZ 7193-A	235381	S	D8HZ 7195-C	971932 2X	F	C8TZ 7196-A	238200
W	E0HZ 7193-A	4741 R	S		971932 1X	F		228379
F	E1HZ 7193-A	239350	S		971932	F	C8TZ 7196-B	238202
F	E7HZ 7193-A	21635	F	D9HZ 7195-A	235128	F		228300
N	B7T 7194-A	91541	S	D9HZ 7195-B	972217	F		228378
S	B4Q 7195-A	602228	S	D9HZ 7195-C	972223	N	D0HZ 7196-A	97999
N	B5T 7195-A	90488	F	E1HZ 7195-A	17252	F	D0HZ 7196-B	99027
S	B7QH 7195-A	462212 1X	S	E1HZ 7195-B	972213	N		99027
S		46226	S	E2HZ 7195-A	972220	S	D2TZ 7196-A	46893
S		46223	S	E3HZ 7195-A	53199	S	D2TZ 7196-B	46882
S	B8QH 7195-A	62226	S	E4HZ 7195-A	40221	F	D6HZ 7196-A	235367
F	B9T 7195-A	221408	S	E5HZ 7195-A	40-22-3	F	D6HZ 7196-B	235368
S	B9TT 7195-A	70228	F	E6HZ 7195-A	240016	N	D8TZ 7196-A	13528
F	C1TT 7195-A	8867	F	E7HZ 7195-A	3316141	F	E1HZ 7196-A	239352
S	C1TT 7195-B	80199	F	E7HZ 7195-B	20654	F	E1HZ 7196-B	239346
S	C1TT 7195-C	803609	F	E7HZ 7195-C	20036	N	E2HZ 7196-A	15593
S	C1TT 7195-D	803601	F	E8HZ 7195-C	22013	N	E2HZ 7196-B	15594
S	C1TT 7195-E	803607	F	E9HZ 7195-A	21346	S	E3HZ 7196-A	53814
F	C1TT 7195-F	7454	S	FOHZ 7195-A	97-19-53 1X	S	E3HZ 7196-B	53816
S	C1TT 7195-G	821918	N	TYAA 7195-A	88277	S	E4HZ 7196-A	4083
F	C1TZ 7195-A	10727	S	C6TA 7A195-A	300530	S	E5HZ 7196-A	53-8-26
F	C1TZ 7195-B	12629	S	C6TA 7A195-B	300530 2	S	E5HZ 7196-B	53-8-28
S	C2TZ 7195-A	62227	S	C6TA 7A195-C	300530 3	F	E6HZ 7196-A	239792
S	C3TZ 7195-A	602230	S	C7TA 7A195-A	300686 1	F	E7HZ 7196-A	3316187
N	C4TZ 7195-A	95734	S	C7TA 7A195-C	300686 2	F	E7HZ 7196-B	21546
F	C5TZ 7195-A	204397	S	C9TA 7A195-A	300756 2	N	TYAA 7196-A	88293
F	C6TZ 7195-A	5872	N	D3TA 7A195-AA	10360	N	TYAA 7196-B	88503
F	C6TZ 7195-B	14306	N	D3TA 7A195-BA	10443	F	C1TT 7B196-A	8144
S	C6TZ 7195-C	73223	S	D6HZ 7M195-A	545001 7	S	C1TT 7B196-B	330214 6
F	C6TZ 7195-D	14717	F	7EQ 7196	202677	S	D3HZ 7B196-A	330734
S	C7TZ 7195-A	461910	F	7EQH 7196	201013	S	E3HZ 7B196-A	532051
S	C7TZ 7195-B	C 85222	N	B5T 7196-A	90651	F	E7HZ 7B196-A	5796
S		85221	F	B6Q 7196-C	220279	F	E7HZ 7R196-A	20796
F	C8TZ 7195-B	15505	F	B6Q 7196-D	220280	F	7EQ 7197-A	202008
F	C8TZ 7195-C	15077	F	B6T 7196-C	220524	F	7EQ 7197-B	202009
F	C8TZ 7195-D	218535	F	B6T 7196-D	220523	S	C3TZ 7A197-A	823714
F	C8TZ 7195-E	15660	S	B7QH 7196-A	46819	N	D3TZ 7A197-B	11395
F	C8TZ 7195-F	228286	S	B7QH 7196-B	46820	N		11374
S	C9HZ 7195-A	461934	N	B7T 7196-A	91181	N	D5TZ 7A197-A	13189
F	D0HZ 7195-A	15981	N	B7T 7196-B	91973	N		13186
F	D0HZ 7195-B	16441	F	B8QH 7196-A	10737	F	E7HZ 7A197-A	21060
F	D0HZ 7195-C	16724	S	B8QH 7196-B	62840	F	7EQ 7198	203172
S	D2TZ 7195-A	462212	S	B8QH 7196-C	62843	F	B8QH 7198-A	8337

**1980/
FORD TRUCK PARTS**

FORD TO MANUFACTURERS' PART NUMBERS											
C O D E	FORD PART NUMBER	VENDOR PART NUMBER	C O D E	FORD PART NUMBER	VENDOR PART NUMBER	C O D E	FORD PART NUMBER	VENDOR PART NUMBER			
F	B8QH	7198-B	8336	F	E1HZ	7203-A	K 1630	W	41T	7210-A	AC 8G-2A
S	B9TT	7198-A	636 W	S	E4HZ	7203-A	40171	F	7EQ	7210	200085
S	C1TT	7198-A	803605	S	E4HZ	7203-B	47-16-5	W	7RW	7210-A	AC 8G-2G
S	C1TT	7198-B	803603	S	E5HZ	7203-A	40-17-3	W	8D	7210-B	AC 87D-2 C
N	C2TZ	7198-A	94852	F	E7HZ	7203-A	241075	W	8MTH	7210-B	AC 98-2 E
N	C2TZ	7198-B	92958	F	E7HZ	7203-B	K 1954	W	8MWH	7210	AC 98-2 D
N			96803	F	TGAA	7203-A	206970	W	8W	7210	AC 87D-2
F	C6TZ	7198-A	14371	F	E7HZ	7N204-A	17178	W	B3T	7210-A	AC 98-2 V
N	D0HZ	7198-A	97979	W	E0TZ	7A205-A	13-45-156 004	W	B3T	7210-B	AC 98-2 X
S	E3HZ	7198-A	533603	S	B7QH	7207-A	69-Q-6	F	B4Q	7210-C	209861
F	E9HZ	7198-A	21365	S	C1TT	7207-A	621557	F	B4Q	7210-D	209918
F	TGAA	7198-A	201247	S	C1TZ	7207-A	821556	S	B4Q	7210-E	25-Q-1375
N	TYAA	7198-A	88301	S			821551	F	B6T	7210-A	220411
N	C8TZ	7B198-A	97639	S			8215516	F	B6T	7210-B	220421
W			4913 B	F	D0HZ	7207-A	13789	W	B7C	7210-A	AC 98A-2 B
N	D4TZ	7B198-A	13083	S	D3HZ	7207-A	971555	W	B7Q	7210-A	AC 98A-2 A
W	D7TZ	7B198-A	10-00-031 015	S	D4HZ	7207-A	9715513	S	B7Q	7210-B	25-Q-1455
W	E1TZ	7B198-A	10-00-031 020	S			971557	F	B7T	7210-A	221462
N	E1TZ	7B198-B	15313	S	D4HZ	7207-B	821181	F	B8QH	7210-A	11447
N	E1TZ	7B198-C	15455	S	E2HZ	7207-A	9715512	F	B8QH	7210-B	10225
N	E1TZ	7B198-D	15417	S	E4HZ	7207-A	401551	F	B8QH	7210-C	222474
S	E7HZ	7199-A	97-438-20	S	C1TT	7B207-A	704663	S	B8QH	7210-D	25-Q-1473
S	E4HZ	7K201-A	402001	S	C1TT	7C207-A	310 V	F	B8T	7210-A	222473
F	7EQ	7203	202745	S	C1TT	7C207-C	243 V	S	B8T	7210-B	25-Q-1459
S	B7QH	7203-A	621632	S	C1TZ	7C207-B	278 V	S	B8T	7210-C	25-Q-1458
F	B8QH	7203-A	4530	S	C2TA	7C207-A	366 V	S	B8T	7210-E	25-Q-1492
F	C0TT	7203-A	224713	S	C3TZ	7C207-A	279-V	S	B8T	7210-F	25-Q-1491
S	C3TZ	7203-A	621633	S	C7TZ	7C207-A	49V	F	B9T	7210-C	233191
S	C3TZ	7203-B	621666	F	D0HZ	7C207-A	12788	F	B9TT	7210-B	224383
S	C6TZ	7203-B	821619	F	D0HZ	7C207-B	5966	F	C0TT	7210-C	224714
F	C6TZ	7203-D	207169	S	D3HZ	7C207-A	330360 15	W	C0TZ	7210-A	AC 98A-2 Q
F	C7TZ	7203-A	13950	S			300360 15	W	C1TT	7210-AF	C 14-2 B
F	D0HZ	7203-A	231942	S	E3HZ	7C207-A	330426 1	W	C1TT	7210-L	C 14 2
F	D0HZ	7203-B	231943	W	E7TZ	7C207-A	1300-146 003	F	C1TT	7210-R	215872
S	D0HZ	7203-C	C 6216125	S	C1TT	7B208-A	500368 12	F	C1TT	7210-S	215874
S			6216124	S	C1TT	7B208-B	434 J	F	C1TT	7210-T	215876
F	D0HZ	7203-D	232324	S	C1TT	7B208-C	330323	F			215469
F	D0TZ	7203-A	232323	S	D3HZ	7B208-A	501210	W	C1TZ	7210-A	AC 98A-2 DD
F	D2HZ	7203-A	A 4269	S	D3HZ	7B208-B	330858	W			AC 98A-2 D
F			K 1476	S	D3HZ	7B208-C	545006	W	C1TZ	7210-B	AC 98A-2 BB
S	D3HZ	7203-A	971619	S	C1TZ	7C208-A	29W	S	C1TZ	7210-C	AC 98A 2EE
F	D3HZ	7203-B	233081	S	D3HZ	7C208-A	500366 8	F	C1TZ	7210-E	216302
F	D3HZ	7203-C	233082	S	C1TT	7C209-A	676 D	F	C2TZ	7210-A	216652
F	D3TZ	7203-A	233080	S	D1HZ	7C209-A	545008	S	C2TZ	7210-C	25-Q-1632
S	D4HZ	7203-A	971627	S	D6HZ	7C209-A	330180 10	S	C2TZ	7210-D	25-Q-1586
S	D6HZ	7203-A	47167	S	D7HZ	7C209-A	545008 3	S	C2TZ	7210-J	25-Q-1698
S	D6HZ	7203-B	47163	S	E0HZ	7C209-A	545001 6	F	C3TZ	7210-AA	215906
F	D6TZ	7203-A	K 2134	S	E1HZ	7C209-A	545008 4	F	C3TZ	7210-AB	216904
F			801883	S	E1HZ	7C209-B	545103	S	C3TZ	7210-AG	25-Q-1694
F			801883	S			545002 11	F	C3TZ	7210-AJ	12905
F	D6TZ	7203-B	K 2163	S	E2HZ	7C209-A	545001 5	S	C3TZ	7210-B	25-Q-1231
F			801892	S	E2HZ	7C209-B	545001 1	F	C3TZ	7210-C	216703
F			801892	S	E4HZ	7C209-A	545082 1	S	C3TZ	7210-G	25-Q-1685
F	D6TZ	7203-C	K 2164	S	E4HZ	7C209-B	545082 2	S	C3TZ	7210-H	25-Q-1686
F			801893	S	E4HZ	7C209-C	545082 3	S	C3TZ	7210-J	25-Q-1687
F			801893	S	E4HZ	7C209-D	545084 1	F	C3TZ	7210-L	216686
S	E0HZ	7203-A	47164	S	E4HZ	7C209-E	545085	F	C3TZ	7210-M	216701
S	E0HZ	7203-B	851637	S	E4HZ	7C209-F	545084 3	S	C3TZ	7210-N	25-Q-1677

**1980/
FORD TRUCK PARTS**

FORD TO MANUFACTURERS' PART NUMBERS

C O D E	FORD		C O D E	FORD		C O D E	FORD				
	PART NUMBER	VENDOR PART NUMBER		PART NUMBER	VENDOR PART NUMBER		PART NUMBER	VENDOR PART NUMBER			
S	C3TZ	7210-P	25-Q-1675	F	C7TZ	7210-Y	229503	F	D0HZ	7210-BW	16655
S	C3TZ	7210-S	SKT113741	F	C8TZ	7210-A	230158	S	D0HZ	7210-BY	25-Q-2060
S	C3TZ	7210-T	SKT113739	F	C8TZ	7210-AC	229945	S	D0HZ	7210-BZ	25-Q-2059
S	C3TZ	7210-U	SKT113743	F	C8TZ	7210-AD	230683	F	D0HZ	7210-C	231947 R
S	C3TZ	7210-V	SKT113737	F	C8TZ	7210-AE	230685	F	D0HZ	7210-CA	16653
S	C3TZ	7210-Y	25-Q-1669	F	C8TZ	7210-AF	16041	F	D0HZ	7210-CB	16654
S	C3TZ	7210-Z	SKT112094	F	C8TZ	7210-B	230160	F	D0HZ	7210-CC	16745
S	C4TZ	7210-E	SKT114967	F	C8TZ	7210-C	230222	F	D0HZ	7210-D	231949 R
S	C4TZ	7210-F	25-Q-1753	F	C8TZ	7210-D	230224	F	D0HZ	7210-E	231951 R
S			SKT118179	F	C8TZ	7210-H	15763	F	D0HZ	7210-F	231953 R
S	C4TZ	7210-G	25-Q-1754	F	C8TZ	7210-J	15762	F	D0HZ	7210-N	231962 R
S			SKT118180	F	C8TZ	7210-K	230154	F	D0HZ	7210-P	231932 R
S	C4TZ	7210-H	25-Q-1755	F	C8TZ	7210-L	230156	F	D0HZ	7210-R	231964 R
S			SKT118172	F	C8TZ	7210-M	230220	F	D0HZ	7210-S	231939 R
F	C4TZ	7210-M	226502	F	C8TZ	7210-N	229947	F	D0HZ	7210-T	231941 R
F	C5TZ	7210-G	227336	F	C8TZ	7210-R	229949	F	D0HZ	7210-U	231955 R
F	C5TZ	7210-H	227338	F	C8TZ	7210-S	229951	F	D0HZ	7210-V	231957 R
F	C5TZ	7210-J	227340	S	C8TZ	7210-V	25-Q-1701 9	F	D0HZ	7210-W	231960 R
F	C5TZ	7210-K	227342	S	C8TZ	7210-Y	25-Q-1701 16	F	D0HZ	7210-Y	16542
F	C5TZ	7210-L	227344	S	D0HS	7210-B	25-Q-2074	F	D0HZ	7210-Z	16543
F	C5TZ	7210-P	227921	F	D0HZ	7210-A	231933	F	D0TZ	7210-A	231935
F	C5TZ	7210-R	227919	F	D0HZ	7210-AA	16544	S	D1HZ	7210-A	25-Q-2112
F	C5TZ	7210-S	227923	F	D0HZ	7210-AB	16547	S	D1HZ	7210-B	25-Q-2111
S	C5TZ	7210-T	SKT1300552	F	D0HZ	7210-AC	16548	S	D1HZ	7210-C	25-Q-2110
S	C6TZ	7210-AA	25-Q-1819	F	D0HZ	7210-AD	16549	F	D1HZ	7210-D	233174
S	C6TZ	7210-AB	25-Q-1701 5	F	D0HZ	7210-AE	16550	F	D1HZ	7210-E	233176
F	C6TZ	7210-AC	15201	F	D0HZ	7210-AF	16551	F	D1HZ	7210-F	233178
F	C6TZ	7210-AD	15200	F	D0HZ	7210-AG	16552	F	D1HZ	7210-G	233180
S	C6TZ	7210-AE	25-Q-1832	F	D0HZ	7210-AH	16580	F	D1HZ	7210-H	233182
S	C6TZ	7210-AL	25-Q-1879	F	D0HZ	7210-AJ	16581	F	D1HZ	7210-J	233184
S	C6TZ	7210-D	25-Q-1816	F	D0HZ	7210-AK	16582	F	D1HZ	7210-K	233186
S	C6TZ	7210-G	25-Q-1833	F	D0HZ	7210-AL	16583	F	D1HZ	7210-L	233188
F	C6TZ	7210-H	228441	F	D0HZ	7210-AM	16601	S	D3HZ	7210-A	25-Q-2096
F	C6TZ	7210-J	15180	S	D0HZ	7210-AN	25-Q-2027	S	D3HZ	7210-B	25-Q-2098
F	C6TZ	7210-K	15181	S	D0HZ	7210-AR	25-Q-2028	S	D3HZ	7210-C	25-Q-2099
F	C6TZ	7210-L	15182	S	D0HZ	7210-AS	25-Q-2030	F	D3HZ	7210-D	17019
F	C6TZ	7210-M	228196	S	D0HZ	7210-AT	25-Q-2031	F	D3HZ	7210-E	17028
S	C6TZ	7210-N	25-Q-1820	F	D0HZ	7210-AU	16553	S	D3HZ	7210-F	25-Q-2097
F	C6TZ	7210-P	228181	F	D0HZ	7210-AV	16579	S	D4HZ	7210-A	25-Q-2154
F	C6TZ	7210-R	228160	S	D0HZ	7210-AY	25-Q-2026	F	D4HZ	7210-AA	K 1376
F	C6TZ	7210-S	228158	S	D0HZ	7210-AZ	25-Q-2029	F			17801
F	C6TZ	7210-T	228156	F	D0HZ	7210-B	231945 R	F	D4HZ	7210-AB	K 1377
F	C6TZ	7210-U	228154	S	D0HZ	7210-BA	25-Q-2032	F			17802
F	C6TZ	7210-V	228152	S	D0HZ	7210-BB	25-Q-2033	F	D4HZ	7210-AC	K 1379
F	C6TZ	7210-W	228150	S	D0HZ	7210-BC	25-Q-2034	F			17805
F	C6TZ	7210-Y	228148	S	D0HZ	7210-BD	25-Q-2035	F	D4HZ	7210-AD	K 1380
S	C6TZ	7210-Z	25-Q-1817	S	D0HZ	7210-BE	25-Q-2036	F			17806
S	C7TZ	7210-A	25-Q-1895	S	D0HZ	7210-BF	25-Q-2037	F	D4HZ	7210-AE	K 1381
S	C7TZ	7210-AA	25-Q-1944	S	D0HZ	7210-BG	25-Q-2040	F			17807
S	C7TZ	7210-AB	25-Q-1945	S	D0HZ	7210-BH	25-Q-2041	F	D4HZ	7210-AF	K 1382
F	C7TZ	7210-AC	15821	S	D0HZ	7210-BJ	25-Q-2039	F			17808
F	C7TZ	7210-B	228839	S	D0HZ	7210-BK	25-Q-2044	F	D4HZ	7210-AG	K 1383
S	C7TZ	7210-C	25-Q-1896	F	D0HZ	7210-BL	16622	F			17809
F	C7TZ	7210-D	228991	F	D0HZ	7210-BM	16623	F	D4HZ	7210-AH	K 1385
F	C7TZ	7210-E	228843	F	D0HZ	7210-BS	16688	F			17812
F	C7TZ	7210-F	228993	S	D0HZ	7210-BT	25-Q-2050	F	D4HZ	7210-AJ	K 1386
S	C7TZ	7210-T	25-Q-1791	S	D0HZ	7210-BU	25-Q-2051	F			17815
F	C7TZ	7210-W	229501	S	D0HZ	7210-BV	25-Q-2052	F	D4HZ	7210-AK	K 1387

1980/ FORD TRUCK PARTS

CROSS REFERENCE LIST 319

FORD TO MANUFACTURERS' PART NUMBERS

C O D E	FORD PART NUMBER	VENDOR PART NUMBER	C O D E	FORD PART NUMBER	VENDOR PART NUMBER	C O D E	FORD PART NUMBER	VENDOR PART NUMBER
F		17816	F	D9HZ 7210-G	18839	F	E7HZ 7210-E	21381
F	D4HZ 7210-AL	K 1388	F	E0HZ 7210-H	238106	F	E7HZ 7210-EA	21373
F		17820	F	E0HZ 7210-J	238107	F	E7HZ 7210-F	21310
F	D4HZ 7210-AM	K 1397	F	E0HZ 7210-K	238108	F	E7HZ 7210-FA	21375
F		17847	S	E0HZ 7210-L	25-Q-2313	F	E7HZ 7210-G	21414
F	D4HZ 7210-AN	K 1398	S	E0HZ 7210-M	25-Q-1701 42	F	E7HZ 7210-GA	21486
F		17848	F	E0HZ 7210-S	18548	F	E7HZ 7210-H	21415
F	D4HZ 7210-AR	K 1403	S	E0HZ 7210-U	25-Q-2247	F	E7HZ 7210-HA	21488
F		17873	F	E1HZ 7210-B	19562	F	E7HZ 7210-J	21416
F	D4HZ 7210-AS	K 1404	F		19955	F	E7HZ 7210-K	21385
F		17874	F	E1HZ 7210-C	19561	F	E7HZ 7210-L	21367
S	D4HZ 7210-B	25-Q-2164	S	E1HZ 7210-E	25-Q-2351	F	E7HZ 7210-LA	21728
S	D4HZ 7210-C	25-Q-2163	F	E1HZ 7210-F	19991	F	E7HZ 7210-M	21411
F	D4HZ 7210-D	17489	F	E1HZ 7210-H	20017	F	E7HZ 7210-MA	21748
F	D4HZ 7210-E	17490	F	E1HZ 7210-J	20091	F	E7HZ 7210-N	21387
S	D4HZ 7210-F	25-Q-2162	F	E1HZ 7210-K	20090	F	E7HZ 7210-P	21380
S	D4HZ 7210-G	25-Q-2187	S	E2HZ 7210-B	25-Q-2370	F	E7HZ 7210-PA	21489
F	D4HZ 7210-H	17722	S	E2HZ 7210-C	20325	F	E7HZ 7210-R	21382
F		K 1337	F	E3HZ 7210-C	20170	F	E7HZ 7210-RA	21490
F	D4HZ 7210-J	17723	F	E3HZ 7210-D	240643	F	E7HZ 7210-S	21391
F		K 1338	F	E3HZ 7210-E	240645	F	E7HZ 7210-T	21392
F	D4HZ 7210-K	17724	S	E3HZ 7210-F	20130	F	E7HZ 7210-TA	21883
F		K 1339	S		17167	F	E7HZ 7210-U	21417
F	D4HZ 7210-L	17754	F		LA 20130 00	F	E7HZ 7210-V	21377
F		K 1351	S	E4HZ 7210-A	25-Q2391	F	E7HZ 7210-W	21378
F	D4HZ 7210-M	17755	S	E4HZ 7210-B	25-Q2392	F	E7HZ 7210-X	21394
F		K 1352	S	E4HZ 7210-C	25-Q2393	F	E7HZ 7210-Y	21487
F	D4HZ 7210-N	17759	S	E4HZ 7210-D	25-Q2394	F	E7HZ 7210-Z	21492
F		K 1355	S	E4HZ 7210-E	25-Q2398	F	E9HZ 7210-G	22890
F	D4HZ 7210-P	17777	F	E4HZ 7210-F	20952	F	E9HZ 7210-H	22917
F		K 1365	F	E4HZ 7210-G	20956	F	E9HZ 7210-J	22918
F	D4HZ 7210-R	17794	S	E4HZ 7210-H	25Q-2438	F	E9HZ 7210-K	22919
F		K 1369	S		25Q2438	F	E9HZ 7210-L	23001
F	D4HZ 7210-S	17795	S	E4HZ 7210-J	25Q-2439	F	E9HZ 7210-M	23007
F		K 1370	S		25Q2439	F	E9HZ 7210-N	23008
F	D4HZ 7210-T	17796	S	E4HZ 7210-K	25Q-1537	W	TEAA 7210-A	AC 98-2 K
F		K 1371	S		25Q1537	W	E0TZ 7A210-A	13-45-034 003
F	D4HZ 7210-U	17797	F	E4HZ 7210-L	20911	W	E3TZ 7A210-A	13-50-034 001
F		K 1372	F	E4HZ 7210-M	20912	W	E3TZ 7A210-B	13-45-034 005
F	D4HZ 7210-V	17798	F	E4HZ 7210-N	20910	W	E7TZ 7A210-A	1356-034 001
F		K 1373	F	E4HZ 7210-P	20915	S	C1TT 7C210-A	330490 20
F	D4HZ 7210-W	17799	F	E4HZ 7210-R	20905	S	C1TT 7C211-A	500413 4
F		K 1374	F	E4HZ 7210-S	20902	S	C1TT 7C212-A	823814
F	D4HZ 7210-Y	17800	F	E4HZ 7210-T	20903	S	DOHZ 7C212-A	854666
F		K 1375	F	E4HZ 7210-U	20908	S	DOHZ 7C212-B	854667
S	D5HZ 7210-A	25-Q-2211	F	E4HZ 7210-V	20906	F	D6HZ 7C212-A	235372
S	D5HZ 7210-B	25-Q-2207	F	E4HZ 7210-W	20907	S	C7TZ 7D212-A	804118
S	D5HZ 7210-C	25-Q-2224	F	E4HZ 7210-X	20904	S	C1TT 7213-B	39-Q-15
S	D5HZ 7210-D	25-Q-2230	S	E5HZ 7210-A	25Q-2445	F	C7TZ 7213-B	1075
S	D5HZ 7210-E	25-Q-2231	S	E7HZ 7210-A	25Q-2481	F	DOHZ 7213-C	K 1562
TR	D8HZ 7210-A	M 20 TM-120-A-11	F	E7HZ 7210-AA	21494	F		A 3813
TR	D8HZ 7210-B	M 20 TM-120-B-11	S	E7HZ 7210-AS	25Q2482	F	D4HZ 7213-A	A 4118
S	D9HZ 7210-A	25-Q-2285	F	E7HZ 7210-B	21384	F	D4HZ 7213-H	K 1443
S	D9HZ 7210-B	25-Q-2284	F	E7HZ 7210-BA	21491	F	D4HZ 7213-J	K 1452
S	D9HZ 7210-C	25-Q-2283	F	E7HZ 7210-C	21368	F	D8HZ 7213-D	A 4490
S	D9HZ 7210-D	25-Q-2282	F	E7HZ 7210-CA	21372	S	E4HZ 7213-A	39Q27
F	D9HZ 7210-E	237676	F	E7HZ 7210-D	21390	F	E6HZ 7213-C	K 2010
F	D9HZ 7210-F	237677	F	E7HZ 7210-DA	21493	F	E6HZ 7213-D	K 2015

**1980/
FORD TRUCK PARTS**

FORD TO MANUFACTURERS' PART NUMBERS

C O D E	FORD PART NUMBER	VENDOR PART NUMBER	C O D E	FORD PART NUMBER	VENDOR PART NUMBER	C O D E	FORD PART NUMBER	VENDOR PART NUMBER
F	E6HZ 7213-E	K 2013	S		184639	NS		483237
S	C2TA 7C213-A	346 V	NS		472635 5R	W	E0TZ 7B215-D	13-45-044 003
S	C3TZ 7C213-A	274 V	S	D2TZ 7B215-C	1846310	N	E1TZ 7B215-A	15315
F	B3Q 7214-A	200300	NS		E 473056 RXR	CR		542681
S	C1TT 7B214-A	24-2561 X	N	D3TZ 7B215-A	97871	N	E1TZ 7B215-B	15421
S	C6TZ 7B214-A	24-3521 X	N	D3TZ 7B215-B	13121	W	E3TZ 7B215-A	10-00-044 033
S	C6TZ 7B214-C	24-3601 X	CR		512451	W	E3TZ 7B215-B	10-00-044 046
S	C7TZ 7B214-A	24-3691 X	N		11459	W	E3TZ 7B215-C	10-00-044 048
S	C9TZ 7B214-A	24-4051 X	NS		3173 SSR	W	E3TZ 7B215-D	10-00-044 051
S	C9TZ 7B214-B	24-4061 X	N	D4TZ 7B215-A	11904	W	E3TZ 7B215-E	10-00-044 052
S	C9TZ 7B214-C	312-679 X	NS		470360 SSR	W	E3TZ 7B215-F	10-00-044 054
S	D1TZ 7B214-A	34-6241 Y	N	D4TZ 7B215-B	11924	S	E4HZ 7B215-A	404631
N	D3TZ 7B214-A	11317	CR		545021	NS		330749 VG1
N	D3TZ 7B214-B	99012	NS		471949 SSR	S	E4HZ 7B215-B	404633
N	D4TZ 7B214-A	11873	PR		2801 32165	CR		18049
N	D4TZ 7B214-B	11894	N	D4TZ 7B215-C	13001	S	E4HZ 7B215-C	40-463-4 1X
N	D4TZ 7B214-C	99660	NS		470183 SSR	N	E4TZ 7B215-A	15896
N	D4TZ 7B214-D	13063	PR		2800 31732	N		15896
N	D6TZ 7B214-A	13314	N	D4TZ 7B215-D	99406	W	E7TZ 7B215-A	1300-044 011
N	D6TZ 7B214-B	13375	V	D5HZ 7B215-A	64494	W	E7TZ 7B215-B	1300-044 009
N	D6TZ 7B214-C	13350	S		6246314	W	E8TZ 7B215-A	1300-044 014
S		24-5101	CR	D6HZ 7B215-A	534012	W	E3TZ 7E215-A	13-50-056 001
N	D7TZ 7B214-A	13334	S		624638	W	E3TZ 7E215-B	13-45-056 006
N	D7TZ 7B214-B	13367	N	D6TZ 7B215-B	13374	W	E3TZ 7E215-C	13-50-056 004
N	D8TZ 7B214-A	13571	CR		540269	W	E6TZ 7E215-A	13-45-056 007
N	D9TZ 7B214-A	13662	NS		E 473313 BX	W	E7TZ 7E215-A	1356-056 004
N	E0TZ 7B214-A	13766	N	D6TZ 7B215-C	13070	W	E6TZ 7B216-A	13-00-044 001
N	E0TZ 7B214-B	13796	NS		470304	S	C0TT 7A218-A	300190 3
W	E0TZ 7B214-C	13-45-031 001	S	D7HZ 7B215-A	614633	S	D0HZ 7A218-A	300528 13
W	E1TZ 7B214-A	13-45-031 003	S	D7TZ 7B215-A	1846311	S	D1HA 7A218-AA	300905 6
N	E1TZ 7B214-B	15312	NS		472635 RXR	S	D1HA 7A218-BA	300907 6
W	E1TZ 7B214-C	13-45-031 002	N	D8TZ 7B215-A	13471	F	C1TT 7B218-A	12894
W	E1TZ 7B214-D	1345-031 004	CR		18658	F	C1TT 7B218-B	10720
W	E3TZ 7B214-A	10-00-031 021	NS		470117	F	C1TT 7B218-C	11495
S		245901 1	PR		2801 31820	F	C4TZ 7B218-A	13592
W	E3TZ 7B214-B	10-00-031 022	N	D8TZ 7B215-B	13462	F	C4TZ 7B218-B	13753
S		245891	NS		E 473457 SSI	F	D2TZ 7B218-A	16998
W	E5TZ 7B214-A	13-00-031 001	N	D8TZ 7B215-C	13574	S	E4HZ 7B218-A	404661
W		13-00-031 001	CR		542356	S	E4HZ 7B218-B	404662
W	E7TZ 7B214-A	1000-531 011	NS		E 473468 RA	W	E3TZ 7D218-A	10-00-056 008
W	E7TZ 7B214-B	1356-531 001	PR		2890 32194	F	E7HZ 7E218-A	20770
W	E7TZ 7B214-C	1356-531 002	N	D8TZ 7B215-D	13575	W	41T 7219-A	T 9A-39
W	E8TZ 7B214-A	1356-531 003	N	D8TZ 7B215-E	13576	N	7EQ 7219	38876
S	C0TT 7B215-A	244631 2	CR		542357	F		201043
S		244631 1	NS		E 473204 RA	S	B7QH 7219-A	62728
S	C6TZ 7B215-A	624632 5	PR		212275 3	F	B8QH 7219-A	6392
S	C6TZ 7B215-B	184633	N	D8TZ 7B215-F	13577	F		A 3776
CR	C6TZ 7B215-C	517383	N	D9TZ 7B215-A	13672	S	B8QH 7219-B	30726
S		184635	N		13572	F	C1TT 7219-A	2857
NS		91745	CR		540639	S	C3TZ 7219-A	52721
S	C6TZ 7B215-D	184636	PR		193268 X	F	C4TZ 7219-A	4670
T	D1TZ 7B215-A	A 1805-R-356	N	D9TZ 7B215-B	13677	S	C6TZ 7219-B	18722
T	D1TZ 7B215-B	A 1205-T-1242	PR		2806 32194	S	C6TZ 7219-C	22725
T	D1TZ 7B215-C	A 1805-R-408	N	E0TZ 7B215-A	13759	S	C6TZ 7219-D	18723
T	D1TZ 7B215-D	A 1805-S-409	CR		531602	F	C6TZ 7219-E	1064
S	D2TZ 7B215-A	184637	PR		71X 6284	S	C6TZ 7219-F	18726
V	D2TZ 7B215-B	ER 6945	N	E0TZ 7B215-B	13905	S	C7TZ 7219-A	24721
CR		527281	W	E0TZ 7B215-C	13-45-044 004	F	C8TZ 7219-A	200335

**1980/
FORD TRUCK PARTS**

CROSS REFERENCE LIST 321

FORD TO MANUFACTURERS' PART NUMBERS

C O D E	FORD PART NUMBER	VENDOR PART NUMBER	C O D E	FORD PART NUMBER	VENDOR PART NUMBER	C O D E	FORD PART NUMBER	VENDOR PART NUMBER			
F	C8TZ	7219-C	15918	F	C8TZ	7B220-B	A 3684	W	8J	7222	T 87D-148 B
F	C8TZ	7219-D	15919	F	C8TZ	7B220-C	15070	W	8MTH	7222-B	T 98-148
N	D3TZ	7219-A	93433	F	C8TZ	7B220-D	15071	W	8T	7222	T 87D-148
N	D3TZ	7219-B	99099	F	D0HZ	7B220-A	16225	W	B2TZ	7222-A	AT 87D-148 F
F	D3TZ	7219-C	233794	F	D0HZ	7B220-B	X6 128	S	B4Q	7222-A	551645
F	D4HZ	7219-A	1813	F	D0HZ	7B220-C	16254	W	B5A	7222-A	T 89B-148
N	D4TZ	7219-A	11475	F	D0HZ	7B220-D	15407	W	B5AZ	7222-B	T 86E-148 E
N	D4TZ	7219-B	13095	F	D0HZ	7B220-E	15668	W	B6C	7222-A	T 89C-148
N	D6TZ	7219-A	S 9582	F	D0HZ	7B220-F	A 3990	W			T 89B-148 A
N	E0TZ	7219-A	13736	F	D1HZ	7B220-A	16835	F	B6T	7222-A	220242
W	E0TZ	7219-B	13-45-156 006	F	D1HZ	7B220-B	16662	W	B7T	7222-A	T 98A-148 A
W	E0TZ	7219-C	13-45-156 001	F	D2HZ	7B220-A	17109	N	B7T	7222-C	92812
F	E1HZ	7219-A	19572	F			16703	F	B8QH	7222-A	11897
F	E1HZ	7219-B	19791	F	D2HZ	7B220-B	17108	S	B8QH	7222-B	601656 2X
W	E3TZ	7219-A	13-50-156 003	S	D3HZ	7B220-A	972101 5	S			601656
W	E3TZ	7219-B	13-50-156 002	S	D3HZ	7B220-B	972101 6	S	B8QH	7222-C	621675
W	E4TZ	7219-B	13-09-156 003	S	D3HZ	7B220-C	972101 7	F	B8QH	7222-D	222634
W			13-09-156 003	S	D3HZ	7B220-D	500010 18	N	B8T	7222-A	93447
F	E6HZ	7219-A	3315833	F	D4HZ	7B220-A	16638	F	B8TZ	7222-A	AHA 15894 00
F	E7HZ	7219-A	21268	F	D4HZ	7B220-B	16952	F	B9T	7222-A	222966
F	E7HZ	7219-B	3315764	F	D6HZ	7B220-A	230292	S	B9T	7222-B	621681
F	E7HZ	7219-C	18739	S	D6HZ	7B220-B	500010 19	S	B9TT	7222-B	70169
F	E8HZ	7219-A	22155	S	D7HZ	7B220-A	972101 3	F	C0TT	7222-A	224715
F	E8HZ	7219-B	22156	S	D7HZ	7B220-B	632101	F	C1TT	7222-A	8840
N	D4TZ	7A219-A	11991	S	D8HZ	7B220-A	982102	S	C1TT	7222-B	82165
N			13247	S	EOHZ	7B220-A	500008 37	F	C1TT	7222-C	10724
N	D8TZ	7A219-A	13474	W	E0TZ	7B220-A	13-45-104 001	F	C1TT	7222-D	11253
F	C1TT	7B219-A	7869	S	E1HZ	7B220-A	972101 4	S	C1TT	7222-E	821611
F	C4TZ	7B219-A	13582	F	E1HZ	7B220-B	20115	F	C1TZ	7222-A	A 1780
W	E0TZ	7E219-A	13-45-040 001	F			18332	S	C1TZ	7222-B	851667
F	7EQ	7220	201300	F	E1HZ	7B220-C	16664	F	C1TZ	7222-C	AHA 15896 00
W	8MTH	7220	4496 L	F	E1HZ	7B220-D	18392	W	C2AZ	7222-A	T 10-148 C
S	B7QH	7220-A	54-Q-13	S	E2HZ	7B220-A	500010 4	S	C3TZ	7222-A	601663
F	B8QH	7220-A	10427	F	E2HZ	7B220-B	19673	S			601661
N	B8T	7220-A	93446	F	E2HZ	7B220-C	19314	S	C3TZ	7222-B	621654
W	BB	7220-A	4496 K	F	E2HZ	7B220-D	19258	S	C3TZ	7222-C	310262 X
S	C1TT	7220-A	80161	S	E3HZ	7B220-A	500010 13	S			621660
S	C6TZ	7220-A	55-Q-5	F	E7HZ	7B220-A	A 4989	W	C3TZ	7222-D	T 98A-148 D
S	C7TZ	7220-A	312226 X	F	E7HZ	7B220-B	A 5093	W	C3TZ	7222-E	20AT 87D-148 F
F	C7TZ	7220-B	13951	F	E7HZ	7B220-C	19909	N	C4TZ	7222-A	95818
TR	D8HZ	7220-A	M 11 MG-6	F	E7HZ	7B220-D	20604	N	C4TZ	7222-B	96037
F	TGAA	7220-A	202484	F	E7HZ	7B220-E	20991	N			95816
F	C1TT	7B220-A	6341	F	E8HZ	7B220-B	21339	N	C4TZ	7222-C	96038
F	C1TT	7B220-B	10701	F	E9HZ	7B220-A	21326	N			95712
F	C1TT	7B220-C	6231	F	C1TZ	7C220-A	X14 1200	W	C5TZ	7222-A	T 86K-148
S	C1TT	7B220-D	10120	W	E1TZ	7C220-A	13-09-109 001	W			T 85K-148
S	C1TT	7B220-E	500010 16	F	7EQ	7221	201054	F	C5TZ	7222-B	227364
F	C6TZ	7B220-A	14315	W	B	7221	4499 A	F	C6TZ	7222-A	A 3486
F	C6TZ	7B220-B	14316	N	B7T	7221-A	91211	F	C6TZ	7222-B	182677
F	C6TZ	7B220-C	14863	F	B8QH	7221-A	2271	S	C6TZ	7222-C	139-Q-58
F	C6TZ	7B220-D	A 3697	N	D2TZ	7221-A	97518	F	C6TZ	7222-D	14819
F			A 3455	F	EOHZ	7221-A	18299	F	C6TZ	7222-E	9573
F	C6TZ	7B220-E	A 3456	F	E1HZ	7221-A	6541	F	C6TZ	7222-F	8475
F	C6TZ	7B220-F	14731	F	C1TT	7B221-A	8674	F	C6TZ	7222-G	15889
F	C6TZ	7B220-G	14732	F	C1TT	7B221-B	8673	F	C6TZ	7222-H	AHA 15889 00
F	C6TZ	7B220-H	14739	F	C4TZ	7B221-A	13584	F	C6TZ	7222-J	CHA 15890 00
F	C6TZ	7B220-J	7766	W	41T	7222	T 8G-148 C	N	C7TZ	7222-A	97249
F	C8TZ	7B220-A	A 3679	F	7EQ	7222	203096	N			97233

1980/
FORD TRUCK PARTS

FORD TO MANUFACTURERS' PART NUMBERS

C O D E	FORD PART NUMBER	VENDOR PART NUMBER	C O D E	FORD PART NUMBER	VENDOR PART NUMBER	C O D E	FORD PART NUMBER	VENDOR PART NUMBER
W	C7TZ 7222-B	T 18-148 C	S		461614	F		20656
F	C8TZ 7222-A	228979	W	D2TZ 7222-A	13-01-097 003	F	E7HZ 7222-C	S 1494
F	C8TZ 7222-B	228329	N	D2TZ 7222-B	11242	F		20526
F	C8TZ 7222-C	15015	N	D2TZ 7222-C	11347	S	E7HZ 7222-D	97-16-82 1X
W	C8TZ 7222-D	T 18-148 D	N		C 11240	S	E7HZ 7222-E	97-16-83 1X
N	C8TZ 7222-F	97761	N	D2TZ 7222-D	11305	F	E8HZ 7222-A	S 1446
W	C8TZ 7222-G	T 19-148	N	D2TZ 7222-E	11341	F	E8HZ 7222-B	S 1576
W	C8TZ 7222-H	T 19-148 A	N	D2TZ 7222-F	11349	F		21956
F	C8TZ 7222-J	15891	W	D2TZ 7222-G	13-01-597 002	F	E8HZ 7222-C	22955
F	C8TZ 7222-K	15888	S	D3HZ 7222-A	971614	F	E9HZ 7222-A	S 1445
F	C8TZ 7222-L	230320	N	D3TZ 7222-A	97758	F		20487
F	C8TZ 7222-M	15896	N		11753	S	F0HZ 7222-A	97-16-99 1X
F	C8TZ 7222-N	15897	W	D3TZ 7222-B	13-01-097 006	S	F0HZ 7222-B	97-16-100 1X
F	C8TZ 7222-R	DHA 15897 00	F	D3TZ 7222-C	233841	W	THAB 7222-A	T 98-148 C
F	C8TZ 7222-S	17393	S	D4HZ 7222-A	971625 66X	N	TYAA 7222-A	90102
F		S 1442	S		971625	F	C1TT 7B222-A	8865
F		S 1362	S	D4HZ 7222-B	701614 4X	F	7EQ 7223	201033
F		S 1011	S	D4HZ 7222-C	851625 2X	W	8D 7223	T 87D-115
F		S 1632	S	D4HZ 7222-E	461630	W	8L 7223-A	T 85B-115
F		AHA 15888 00	S		312729 X	W	8MTH 7223	T 98-115
W	C9TZ 7222-A	T 19-148 B	S	D4HZ 7222-G	C 97164	S	B4Q 7223-A	5515514
W	C9TZ 7222-B	T 19-148 C	S		971613 51X	W	B5A 7223-A	T 86E-115 N
N	C9TZ 7222-C	97234	F	D4HZ 7222-H	17900	S	B7QH 7223-A	441551
N		99182	F	D5HZ 7222-A	17115	N	B7T 7223-A	92794
N	C9TZ 7222-D	97294	F		S 1440	F	B8QH 7223-A	9526
N		99180	F		S 1364	F	B8QH 7223-B	10874
N	C9TZ 7222-E	97309	F		S 1267	S	B8QH 7223-C	6015520
N		99184	F		S 1205	S	B8QH 7223-D	621558
N	C9TZ 7222-F	97331	F		S 1634	S	B9TT 7223-A	701553
N		99183	F	D6HZ 7222-A	233843	W	BB 7223	T 8C-115
F	C9TZ 7222-G	AHA 15891 00	S	D6HZ 7222-B	47161 1	F	C0TT 7223-A	224719
S	C9TZ 7222-H	312781 X	S		47161	F	C1TT 7223-A	8862
S	C9TZ 7222-J	6216118	F	D6HZ 7222-C	S 1160	S	C1TT 7223-B	821553
S		312731 X	S	D7HZ 7222-A	63161	S	C1TT 7223-C	801553
S	C9TZ 7222-K	6216120	S	D7HZ 7222-B	63163	F	C1TT 7223-D	10711
S		312732 X	W	D9TZ 7222-A	13-01-097 008	F	C1TT 7223-E	10616
S	C9TZ 7222-L	851613	N	E0HZ 7222-A	11622	S	C3TZ 7223-A	701554
S		312743 X	S	E1HZ 7222-A	971656 1X	S		310965 X
F	C9TZ 7222-M	16265	F	E1HZ 7222-B	19451	N	C4TZ 7223-A	95746
F		16256	S	E1HZ 7222-C	971658 1X	F	C5TZ 7223-A	221158
F	D0HZ 7222-A	231937	F	E1HZ 7222-D	19770	F	C6TZ 7223-A	14918
F	D0HZ 7222-B	16564	F		S 1613	F	C6TZ 7223-C	14723
S	D0HZ 7222-C	851620	F	E2HZ 7222-A	S 1375	F	C6TZ 7223-D	3803
S	D0HZ 7222-D	851621	F	E2HZ 7222-B	S 1370	F	C6TZ 7223-E	8951
N	D0HZ 7222-F	99568	F	E3HZ 7222-A	S 1441	F	C8TZ 7223-A	228330
N		99565	F	E3HZ 7222-B	235625	F	C8TZ 7223-B	15605
S	D0HZ 7222-H	851618	F	E3HZ 7222-C	235626	F	C8TZ 7223-C	219287
F	DOTZ 7222-A	231936	F	E4HZ 7222-A	S 1434	W	C8TZ 7223-D	T 19-115
N	DOTZ 7222-B	99572	W	E5TZ 7222-A	13-01-097 009	S	D0HZ 7223-A	821555
N		99569	W	E5TZ 7222-B	13-09-097 003	S	D0HZ 7223-B	823526
W	DOTZ 7222-C	T 19-148 E	F	E6HZ 7222-A	239834	S	D0HZ 7223-C	851553
F	DOTZ 7222-D	232135	F	E6HZ 7222-B	20074	S	D0HZ 7223-D	851552
W	DOTZ 7222-E	T 18-148 F	F	E6HZ 7222-C	20072	T	D1TZ 7223-A	2808-X-882
T	D1TZ 7222-A	A 3855-N-196	S	E6HZ 7222-D	97-16-68 1X	S	D3HZ 7223-A	971553
S	D2HZ 7222-B	701610	S	E6HZ 7222-E	97-16-69 1X	S	D3HZ 7223-B	971551
S	D2HZ 7222-C	461635 9X	S	E6HZ 7222-F	97-16-90 3X	W	D3TZ 7223-A	13-01-045 001
S		461632	F	E7HZ 7222-A	3315760	S	D4HZ 7223-A	821552
S		461630 9X	F	E7HZ 7222-B	S 1524	S	D4HZ 7223-D	972235

**1980/
FORD TRUCK PARTS**

FORD TO MANUFACTURERS' PART NUMBERS

C O D E	FORD PART NUMBER	VENDOR PART NUMBER	C O D E	FORD PART NUMBER	VENDOR PART NUMBER	C O D E	FORD PART NUMBER	VENDOR PART NUMBER
S	D6HZ 7223-A	471551	F	E6HZ 7K228-A	730362	S	D4HZ 7230-B	976613 1X
S	D6HZ 7223-B	971559	F	E6HZ 7K228-B	672070	S	D4HZ 7230-C	976630
N	E0TZ 7223-A	15740	F	E7HZ 7K228-A	1313645	S	D4HZ 7230-D	976628 1X
S	E2HZ 7223-A	9715511	S	B9C 7229-A	23121	F	D4HZ 7230-E	16135
F	E6HZ 7223-A	240038	S	C6TZ 7229-A	18122	F	D4HZ 7230-F	16136
F	E7HZ 7223-A	3315678	N	D3TZ 7229-A	97812	S	E1HZ 7230-A	976655
F	E7HZ 7223-B	20698	N	D4TZ 7229-A	11481	S	E1HZ 7230-B	976661
F	TGAA 7223-A	207006	TR	D8HZ 7K229-A	M 10 DW-29	S	E2HZ 7230-A	976687
N	TYAA 7223-A	90268	TR	D8HZ 7K229-B	M 10 DW-31	S	E3HZ 7230-A	53661
F	C1TT 7B223-A	8866	W	2J 7230-A	T 87D-23 D	S	E3HZ 7230-B	53665
F	C1TT 7B224-A	8863	F	7EQ 7230	201039	F	E6HZ 7230-A	240324
F	C1TT 7B225-A	A 1561	W	8D 7230-B	T 87D-23 B	F	E7HZ 7230-A	3316210
F		10679	W	8J 7230-B	T 87D-23 C	F	E7HZ 7230-B	3315782
F	C1TT 7B226-A	4418	W	8L 7230	T 85B-23	F	E7HZ 7230-C	18864
F	7EQ 7227	202118	W	8MTH 7230-B	T 98-23	F	E7HZ 7230-D	20624
W	8J 7227	T 87D-39	W	B5A 7230-A	T 86C-23	F	E8HZ 7230-A	A 5321
W	B 7227	4498 B	W		T 86G-23	N	TYAA 7230-A	90106
S	B4Q 7227-A	56-Q-28	S	B7QH 7230-A	466612	S	D7HZ 7E230-A	545005 4
S	B7QH 7227-A	56-Q-25	F	B8QH 7230-A	9748	S	E4HZ 7E230-A	545093
F	B8QH 7227-A	2536	S	B8QH 7230-B	626627	W	2J 7231-A	T 87D-24 D
N	B8T 7227-A	93448	N	B8T 7230-A	93553	F	7EQ 7231	203607
S	C1TT 7227-A	56-Q-33	F	B9T 7230-B	222976	W	8D 7231	T 87D-24
S	C6TZ 7227-A	97Q13	F	B9TZ 7230-A	222897	W	8J 7231	T 87D-24 A
S	C6TZ 7227-B	97Q10	F		227604	W	8L 7231	T 85B-24
F	C6TZ 7227-D	201298	W	BB 7230	T 8-23	W	8MTH 7231-B	T 98-24
S	C7TZ 7227-A	56-Q-22	F	C1TT 7230-A	10429	S	B4Q 7231-A	556613 1X
F	C8TZ 7227-A	229337	F	C1TT 7230-B	12820	W	B5A 7231-B	T 90A-24
F	TGAA 7227-A	206990	W	C2AZ 7230-A	T 10-23	S	B7QH 7231-A	46668
F	C1TT 7B227-A	10838	W	C2AZ 7230-B	T 86M-23	N	B7T 7231-A	91396
F		10838	N	C2TZ 7230-A	93966	F	B8QH 7231-A	9930
F	C1TT 7B227-B	1941	S	C3TZ 7230-A	626622	F	B8QH 7231-B	9503
F	C6TZ 7B227-A	15132	F	C4TZ 7230-A	13589	S	B8QH 7231-C	606616
F	D7HZ 7B227-A	17072	F	C5TZ 7230-A	227309	S	B8QH 7231-D	556619
S	E4HZ 7B227-A	40961	F	C5TZ 7230-B	227310	S	B9TT 7231-A	706619
F	7EQ 7228	201022	F		227281	S	B9TT 7231-B	706610
W	8MTH 7228	4497 H	F	C6TZ 7230-A	14658	W	BB 7231	T 8-24
S	B7QH 7228-A	55-Q-7	F	C6TZ 7230-B	14659	F	C0TT 7231-A	215616
F	B8QH 7228-A	2538	S	C6TZ 7230-C	T 1823	F	C1TT 7231-A	10707
N	B8T 7228-A	93444	W		T 18-23	S	C1TT 7231-B	82661
W	BB 7228	4497	F	C6TZ 7230-D	14820	S	C1TT 7231-C	82663 1X
F	C7TZ 7228-A	13948	F	C6TZ 7230-E	13857	S	C1TT 7231-D	822251
TR	D8HZ 7228-A	M 14 SVX-4300-A-12	F	C6TZ 7230-F	13249	S	C1TT 7231-E	80668
F	TGAA 7228-A	201299	F	C8TZ 7230-A	228325	S	C1TT 7231-F	80661
F	C1TT 7B228-A	10839	F		228324	S	C1TT 7231-G	80663
F		10839	W	C8TZ 7230-B	T 19-23	S	C1TT 7231-H	80667
F	C6TZ 7B228-A	14347	W		T 98-23	S	C1TT 7231-J	80665
F	C6TZ 7B228-B	14349	F	C8TZ 7230-D	15404	S	C1TT 7231-K	826612
F	C6TZ 7B228-C	14632	F	C8TZ 7230-E	15405	S	C1TT 7231-M	822253
F	C6TZ 7B228-D	14634	F	DOHZ 7230-B	16443	F	C1TT 7231-N	8838
F	C6TZ 7B228-E	15133	F	DOHZ 7230-C	15770	W	C2AZ 7231-A	T 10-24
F	C9TZ 7B228-A	15720	S	D3HZ 7230-A	97665	N	C2TZ 7231-A	92718
F	D2HZ 7B228-A	17073	S	D3HZ 7230-B	976632	S	C3TZ 7231-A	606628
F	D8HZ 7B228-A	18506	S	D3HZ 7230-C	976639 2X	W	C5AZ 7231-A	T 86G-24
F	E9HZ 7B228-A	21331	S		976639 1X	F	C5TZ 7231-A	219291
F	E9HZ 7B228-B	21332	F	D3TZ 7230-A	233797	F	C6TZ 7231-A	15403
F	C7TZ 7C228-A	13949	W	D3TZ 7230-B	13-01-096 002	F		14657
B	E3HZ 7K228-A	3821	F	D3TZ 7230-C	233799	F	C6TZ 7231-B	14914
S		550732	S	D4HZ 7230-A	976611	F	C6TZ 7231-C	14915

**1980/
FORD TRUCK PARTS**

FORD TO MANUFACTURERS' PART NUMBERS

C O D E	FORD		C O D E	FORD		C O D E	FORD	
	PART NUMBER	VENDOR PART NUMBER		PART NUMBER	VENDOR PART NUMBER		PART NUMBER	VENDOR PART NUMBER
S	C6TZ	7231-D	T	1824	F	E1HZ	7231-F	239140
W			T	18-24	F	E2HZ	7231-A	19878
F	C6TZ	7231-E		227602	F	E2HZ	7231-B	19128
F	C6TZ	7231-F		14822	F	E3HZ	7231-A	235606
F	C6TZ	7231-G		14824	F	E3HZ	7231-B	235614
F	C6TZ	7231-H		13253	F	E6HZ	7231-A	240322
F	C6TZ	7231-J		13858	F	E6HZ	7231-B	240326
F	C6TZ	7231-L		16267	S	E6HZ	7231-C	97-66-110
S	C7TZ	7231-A		806615	F	E7HZ	7231-A	3316207
S	C7TZ	7231-B		806617	F	E7HZ	7231-B	3315772
F	C8TZ	7231-A		228321	F	E7HZ	7231-C	A 5212
F				228396	F	E7HZ	7231-D	18344
F	C8TZ	7231-B		228323	F	E7HZ	7231-E	20626
F				228322	F	E8HZ	7231-A	A 5101
F	C8TZ	7231-C		15096	S	F0HZ	7231-A	97-66-120
F	C8TZ	7231-D		15097	F	TGAA	7231-A	206999
F	C8TZ	7231-E		15360	N	TYAA	7231-A	88317
W	C8TZ	7231-F	T	18-24 A	F	E2HZ	7L231-A	20024
W			T	98A-24	S	E3HZ	7L231-A	53817
W	C8TZ	7231-H	T	19-24	F	E9HZ	7L231-A	21319
F	C8TZ	7231-J		15644	W	41T	7232	T 9A-37
F	C8TZ	7231-L		16260	F	7EQ	7232	203608
S	C9TZ	7231-B		826616	W	8MTH	7232-B	T 98-37
F	D0HZ	7231-A		16365	N	B7T	7232-B	91218
F	D0HZ	7231-B		16300	F	B8QH	7232-A	9749
F	D0HZ	7231-C		15411	F	B8QH	7232-C	12008
S	D0HZ	7231-D		826621 1X	S	C1TT	7232-B	803541
S	D0HZ	7231-E		826622	F	C1TT	7232-C	8967
S	D0HZ	7231-F		826624	F	C1TT	7232-H	10713
F	D1HZ	7231-A		16775	N	C4TZ	7232-A	94021
F	D2HZ	7231-A		17059	F	C6TZ	7232-A	14826
S	D2HZ	7231-B		706629	F	C8TZ	7232-B	14913
S	D2HZ	7231-C		706628	F	C8TZ	7232-C	14912
S	D2TZ	7231-A		466630 1X	W	D1TZ	7232-A	T 18-37
S	D3HZ	7231-A		97661	W	D3TZ	7232-A	13-01-096 007
W	D3TZ	7231-A		13-01-096 001	W			13-01-096 005
F	D3TZ	7231-B		235635	F	D5HZ	7232-A	16134
F				233791	F	E1HZ	7232-E	19704
W	D3TZ	7231-C		13-01-096 003	F	E3HZ	7232-A	235618
F	D4HZ	7231-A		17528	F	E7HZ	7232-A	3315778
F	D4HZ	7231-B		17525	F	E7HZ	7232-B	18752
F	D4HZ	7231-C		17521	F	E8HZ	7232-A	19062
F	D4HZ	7231-D		17520	F	E8HZ	7232-B	21958
F	D4HZ	7231-E		16338	F	E9HZ	7232-A	19063
F	D5HZ	7231-A		16131	F	TGAA	7232-A	206633
F	D5HZ	7231-B		17522	F	C8TZ	7C232-A	15079
F	D6HZ	7231-A		235952	W	2J	7233-A	T 87D-86
S	D6HZ	7231-B		59-66-1 1X	W	70	7233	T 87G-86
S				47661 1X	W	8L	7233-A	T 85B-86
S				47661	W	8L	7233-B	T 85B-86 A
S	D7HZ	7231-A		63661 1X	W	8L	7233-C	T 85B-86 B
S				63661	W	8L	7233-D	T 85B-86 C
S	D8HZ	7231-A		976648	S	B4Q	7233-A	55127
F	E1HZ	7231-A		17245	W	B5A	7233-E	T 90A-86 D
S	E1HZ	7231-B		976653	S	B8QH	7233-A	70121
S	E1HZ	7231-C		976659	S	B8QH	7233-B	32121
S	E1HZ	7231-D		976679	W	BB	7233	T 8-86
F	E1HZ	7231-E		19705	S	C1TT	7233-A	82121
S	C1TT	7233-B		82122	S	C1TT	7233-C	80126
S	C1TT	7233-C		80125	S	C1TT	7233-D	80125
S	C1TT	7233-E		80124	S	C1TT	7233-E	80124
S	C1TT	7233-F		80123	S	C1TT	7233-F	80123
F	C6TZ	7233-A		14341	F	C6TZ	7233-A	14341
F	C6TZ	7233-B		14643	F	C6TZ	7233-B	14643
F	C8TZ	7233-A		15090	F	C8TZ	7233-A	15090
S	D3HZ	7233-A		971361	S	D3HZ	7233-A	971361
S	D3HZ	7233-B		545010	S	D3HZ	7233-B	545010
S	D3HZ	7233-C		97121	S	D3HZ	7233-C	97121
F	D4HZ	7233-A		16658	F	D4HZ	7233-A	16658
S	D4HZ	7233-B		701361	S	D4HZ	7233-B	701361
S	D4HZ	7233-C		701363 1X	S	D4HZ	7233-C	701363 1X
S	D4HZ	7233-D		52123	S	D4HZ	7233-D	52123
W	E0TZ	7233-A		13-45-127 004	W	E0TZ	7233-A	13-45-127 004
N	E0TZ	7233-C		15429	N	E0TZ	7233-C	15429
N	E1TZ	7233-A		15181	N	E1TZ	7233-A	15181
W	E3TZ	7233-A		13-50-108 002	W	E3TZ	7233-A	13-50-108 002
W				13-50-108 001	W			13-50-108 001
S	E7HZ	7233-A		97-12-2	S	E7HZ	7233-A	97-12-2
S	E7HZ	7233-B		97-12-4	S	E7HZ	7233-B	97-12-4
F	E9HZ	7233-A		21337	F	E9HZ	7233-A	21337
S	F0HZ	7233-A		97-12-5	S	F0HZ	7233-A	97-12-5
W	79	7234		T 9-42	W	79	7234	T 9-42
F	7EQ	7234		201045	F	7EQ	7234	201045
W	8D	7234		T 87D-42	W	8D	7234	T 87D-42
W	8L	7234		T 85B-42	W	8L	7234	T 85B-42
W	A8T	7234-A		4750	W	A8T	7234-A	4750
F	B3Q	7234-A		206641	F	B3Q	7234-A	206641
S	B4Q	7234-A		44724	S	B4Q	7234-A	44724
W	B5A	7234-A		T 90A-42	W	B5A	7234-A	T 90A-42
S	B7QH	7234-A		44722	S	B7QH	7234-A	44722
N	B7T	7234-A		91504	N	B7T	7234-A	91504
N	B7T	7234-B		38886	N	B7T	7234-B	38886
F	B8QH	7234-A		5549	F	B8QH	7234-A	5549
S	B8QH	7234-C		60723	S	B8QH	7234-C	60723
S	B9TT	7234-A		71721	S	B9TT	7234-A	71721
W	BB	7234		T 8C-42	W	BB	7234	T 8C-42
F	C0TT	7234-A		215635	F	C0TT	7234-A	215635
S	C1TT	7234-C		80722	S	C1TT	7234-C	80722
W	C1TT	7234-D		T 98A-42	W	C1TT	7234-D	T 98A-42
W	C1TT	7234-E		T 87D-42 A	W	C1TT	7234-E	T 87D-42 A
W	C2AZ	7234-A		T 10-42	W	C2AZ	7234-A	T 10-42
F	C5TZ	7234-A		216120	F	C5TZ	7234-A	216120
W	C6TZ	7234-A		T 90A-42 A	W	C6TZ	7234-A	T 90A-42 A
S	C7TZ	7234-A		80727	S	C7TZ	7234-A	80727
F	C8TZ	7234-A		228328	F	C8TZ	7234-A	228328
S	D0HZ	7234-A		82722	S	D0HZ	7234-A	82722
S	D0HZ	7234-B		37 P-5	S	D0HZ	7234-B	37 P-5
T	D1TZ	7234-A		2858-B-236	T	D1TZ	7234-A	2858-B-236
W	D2TZ	7234-A		13-09-156 001	W	D2TZ	7234-A	13-09-156 001
S	D3HZ	7234-A		97722	S	D3HZ	7234-A	97722
S	D3HZ	7234-B		97728	S	D3HZ	7234-B	97728
S	D3HZ	7234-C		60724	S	D3HZ	7234-C	60724
S	D4HZ	7234-A		18272	S	D4HZ	7234-A	18272
S	D4HZ	7234-B		977215	S	D4HZ	7234-B	977215
S	D8HZ	7234-A		977211	S	D8HZ	7234-A	977211

**1980/
FORD TRUCK PARTS**

CROSS REFERENCE LIST 325

FORD TO MANUFACTURERS' PART NUMBERS

C O D E	FORD PART NUMBER	VENDOR PART NUMBER	C O D E	FORD PART NUMBER	VENDOR PART NUMBER	C O D E	FORD PART NUMBER	VENDOR PART NUMBER
S	E1HZ 7234-A	977216	W	B6C 7236-A	T 98-55 N	S	D4HZ 7240-A	976734 1X
F	E1HZ 7234-B	19838	F	B8QH 7236-A	9532	S	D4HZ 7240-B	976786 1X
W	E1TZ 7234-A	13-01-156 002	F	B8QH 7238-A	9538	S		976738 1X
S	E3HZ 7234-A	47721	W	8J 7239	4747	S	D4HZ 7240-C	976745 1X
S	E4HZ 7234-A	40721	F	7EQ 7240	203550	S		976745
S	E5HZ 7234-A	97-72-23	W	8D 7240	T 87D-21	S	D4HZ 7240-D	976749 1X
W	E5TZ 7234-B	13-01-156 004	W	8MTH 7240	T 98-21	S		976749
F	E6HZ 7234-A	3315837	S	B4Q 7240-A	556730	N	D4TZ 7240-A	11868
F		3314351	S	B7QH 7240-A	53-Q-15	S	D5HZ 7240-A	976746 1X
S	E6HZ 7234-B	97-72-29	N	B7T 7240-A	91222	S	D5TZ 7240-A	186738 1-X
F	E7HZ 7234-A	8774	F	B8QH 7240-A	9924	S	D6HZ 7240-A	47671
F	E7HZ 7234-B	3315872	S	B8QH 7240-B	606723	S	D7HZ 7240-A	63675
F	E7HZ 7234-C	3316218	F	B8QH 7240-C	222633	S		63671
S	E7HZ 7234-D	97-72-26	S	B9C 7240-A	24672	S	D7HZ 7240-B	63672
S	E7HZ 7234-E	97-72-28	S	B9C 7240-B	24671	S	D8HZ 7240-A	976735
F	E8HZ 7234-A	21723	F	B9T 7240-A	222967	N	E0TZ 7240-A	13727
S	F0HZ 7234-A	97-72-33	W	BB 7240	T 8A-21	W	E0TZ 7240-B	13-45-100 002
S	F0HZ 7234-B	97-72-32	F	C0TT 7240-A	224718	S	E1HZ 7240-A	976792
N	TYAA 7234-A	89791	F	C1TT 7240-A	8832	S	E1HZ 7240-B	976796
N	E0TZ 7D234-A	13753	F	C1TT 7240-B	10893	S	E2HZ 7240-A	9767125
F	E7HZ 7K234-A	18242	S	C1TT 7240-C	82674	S	E2HZ 7240-B	9767190
F	E7HZ 7K234-B	20926	N	C2TZ 7240-A	92717	S	E2HZ 7240-C	976533
N	7EQ 7235	38877	N	C4TZ 7240-A	95742	F	E3HZ 7240-A	235610
F		201044	F	C4TZ 7240-B	14256	W	E3TZ 7240-E	13-50-100 001
F		38877	F	C4TZ 7240-C	14446	F	E6HZ 7240-A	239835
W	8L 7235	T 85B-87	S	C6TZ 7240-A	186719	S	E6HZ 7240-B	97-65-28
W	A8T 7235-A	T 98-51 A	S	C6TZ 7240-D	186724	S	E6HZ 7240-C	97-67-234
W	B5A 7235-A	T 90A-87 A	S	C6TZ 7240-E	186725	S	E6HZ 7240-D	97-67-259
S	B7QH 7235-A	277 SP	F	C6TZ 7240-F	14825	F	E7HZ 7240-A	3316204
W		T 97-86	F	C6TZ 7240-G	13257	F	E7HZ 7240-B	3315759
F	B8QH 7235-A	1634	F	C6TZ 7240-H	8473	F	E7HZ 7240-C	19901
F		A 3777	F	C7TZ 7240-B	A 3268	S	E7HZ 7240-D	97-67-242
F	B8QH 7235-B	10671	F	C8TZ 7240-A	228318	S	E7HZ 7240-E	97-67-238
F	B8QH 7235-C	10672	W	C8TZ 7240-B	T 18-21	F	E8HZ 7240-A	18930
S	B8QH 7235-D	289 SP	F	C8TZ 7240-D	219288	F	E8HZ 7240-B	21962
S	B9TT 7235-A	714591	W	C8TZ 7240-E	T 19-21	F	E9HZ 7240-A	18927
S	C1TT 7235-A	194 SP	F	C8TZ 7240-F	15910	W	E9TZ 7240-A	1345-100 003
F	C1TT 7235-B	9179	F	C8TZ 7240-G	230369	S	F0HZ 7240-A	97-67-303
S	C1TT 7235-C	80714	F	C9TZ 7240-A	15909	S	F0HZ 7240-B	97-67-307
N	C4TZ 7235-A	91386	F	C9TZ 7240-B	15911	N	TYAA 7240-A	90109
S	C7TZ 7235-A	330216 3	S	C9TZ 7240-C	626732	F	7EQ 7241	203449
F	C8TZ 7235-A	228326	S	C9TZ 7240-D	626733	W	8D 7241	T 87D-20
F	D0HZ 7235-A	16178	S	C9TZ 7240-E	466712	S	B7QH 7241-A	46675
S	D0HZ 7235-B	85-438-1	S	C9TZ 7240-F	806717	N	B7T 7241-A	91223
S		854381	S	C9TZ 7240-G	186730	F	B8QH 7241-A	10904
T	D1TZ 7235-A	1846-D-264	S	C9TZ 7240-H	186731	F	B8QH 7241-B	10905
F	D3TZ 7235-A	233801	F	D0HZ 7240-A	16242	S	B8QH 7241-C	606724
F	D3TZ 7235-B	233803	F	D0HZ 7240-B	16444	S	B8QH 7241-D	626722
S	D4HZ 7235-A	704381	F	D0TZ 7240-A	232495	F	B9T 7241-A	222968
N	D4TZ 7235-A	13084	T	D1TZ 7240-A	2297-P-2226	S	B9TZ 7241-A	706715
S	D7HZ 7235-A	500598 15	T	D1TZ 7240-B	2843-T-410	W	C0TZ 7241-A	SK 4444 20A
W	E0TZ 7235-A	13-45-043 001	S	D3HZ 7240-A	976722	F	C1TT 7241-A	9768
W	E3TZ 7235-B	1356-043 003	S	D3HZ 7240-B	976724	F	C1TT 7241-B	10894
W		10-00-043 018	N	D3TZ 7240-A	11405	S	C1TT 7241-C	82672
F	E6HZ 7235-A	14J1818	N	D3TZ 7240-B	11406	S	C1TT 7241-D	826711
S	E7HZ 7235-A	97-438-19	S	D3TZ 7240-D	186739 1-X	W	C1TT 7241-E	T 87E-36 A
N	TYAA 7235-A	88397	W	D3TZ 7240-G	13-01-100 002	N	C2TZ 7241-A	92779
W	A8T 7236-A	T 98-55	F	D3TZ 7240-H	233792	S	C3TZ 7241-A	606729

July, 1989

COPYRIGHT © 1989 — FORD MOTOR COMPANY — DEARBORN, MICHIGAN

New Issue

**1980/
FORD TRUCK PARTS**

FORD TO MANUFACTURERS' PART NUMBERS

C O D E	FORD PART NUMBER	VENDOR PART NUMBER	C O D E	FORD PART NUMBER	VENDOR PART NUMBER	C O D E	FORD PART NUMBER	VENDOR PART NUMBER			
S	C3TZ	7241-B	626713	S	FOHZ	7241-B	97-67-308	S	B7QH	7247-A	624382
N	C4TZ	7241-A	95743	F	TGAA	7241-A	207793	N	B7T	7247-A	91219
F	C4TZ	7241-B	14447	N	TYAA	7241-A	90108	F	B8QH	7247-A	10019
F	C4TZ	7241-C	14257	W	8MTH	7242-B	T 98-99	N	B8T	7247-A	93508
F	C5TZ	7241-A	219292	N	B7T	7242-A	91221	S	C1TT	7247-A	824381
F	C6TZ	7241-A	14339	F	B8QH	7242-A	10906	N	C4TZ	7247-A	35660
S	C6TZ	7241-B	48-Q-52	N	B8T	7242-A	93443	F	C5TZ	7247-A	202282
F	C6TZ	7241-C	14641	W	BB	7242	T 8-99 A	W	C6TZ	7247-A	T 18-40
F	C6TZ	7241-D	14823	S	C1TT	7242-A	822111	F	C8TZ	7247-A	229550
F	C6TZ	7241-E	14821	S	C1TT	7242-C	822115	F	C8TZ	7247-B	15102
F	C6TZ	7241-F	13256	N	C4TZ	7242-A	95744	N	C9TZ	7247-A	89923
F	C6TZ	7241-G	8474	N	C7TZ	7242-A	97238	S	D3HZ	7247-A	974381
F	C7TZ	7241-B	A 3266	W	C7TZ	7242-B	T 18-99	S	D3HZ	7247-B	974382
F	C8TZ	7241-A	228319	W	C8TZ	7242-A	T 18-99 A	W	D3TZ	7247-A	13-01-108 001
W	C8TZ	7241-B	T 18-20	W	C8TZ	7242-D	T 19-99	F	D3TZ	7247-B	233793
W	C8TZ	7241-D	T 19-20	W	D3TZ	7242-B	13-01-100 004	N	D4TZ	7247-A	11797
F	C8TZ	7241-E	14910	S	D5HZ	7242-A	85677	F	D4TZ	7247-B	235065
F	DOHZ	7241-A	16719	W	D7TZ	7242-A	13-01-100 005	S	E1HZ	7247-A	9743816
F	D1HZ	7241-A	16961	W	D7TZ	7242-B	13-01-100 005	S	E1HZ	7247-B	19790
F	D2HZ	7241-A	16993	W	E3TZ	7242-D	13-01-100 006	F	E1HZ	7247-A	235619
S	D2HZ	7241-B	706720 1X	W	E3TZ	7242-G	13-09-100 001	S	E4HZ	7247-A	404381
W	D2TZ	7241-A	13-01-100 001	F	E7HZ	7242-A	3315758	W	E4TZ	7247-A	13-09-108 001
N	D2TZ	7241-B	99529	F	E7HZ	7242-B	19903	W	E4TZ	7247-A	13-09-108 001
S	D3HZ	7241-A	976723	F	E8HZ	7242-A	21961	W	E5TZ	7247-B	13-01-108 002
W	D3TZ	7241-B	13-01-100 003	F	DOHZ	7E242-A	14974	F	E7HZ	7247-A	3316206
S	D4HZ	7241-A	97675	F	DOHZ	7E242-B	14975	F	E7HZ	7247-B	3315773
S	D4HZ	7241-B	976787 1X	S	D4HZ	7E242-A	311903 X	F	E7HZ	7247-C	18738
S	D4HZ	7241-C	976739 1X	F	E6HZ	7E242-A	3314302	F	E7HZ	7247-D	97-438-17
S	D4HZ	7241-D	976719	F	E7HZ	7E242-A	20763	S	E7HZ	7247-D	97-438-17
S	D4HZ	7241-D	976750 1X	F	E7HZ	7E242-B	20764	F	E8HZ	7247-A	21966
S	D4HZ	7241-D	976750	F	E7HZ	7E242-C	18475	S	FOHZ	7247-A	97-438-24
F	D4HZ	7241-E	17211	W	8MTH	7243-C	T 98-54	S	FOHZ	7247-B	97-438-27
S	D5HZ	7241-A	976747 1X	W	B6C	7243-A	T 98A-54 N	F	TGAA	7247-A	200418
S	D5HZ	7241-A	9767126 1X	W	B6C	7243-A	T 98-54 N	F	E7HZ	7A247-A	12639
F	D5HZ	7241-B	16133	N	B7T	7243-A	91226	F	COTT	7B247-A	A 2432
F	D8HZ	7241-A	16773	W	BB	7243	T 8-51	W	A8T	7248-A	R 1-84 A
S	D8HZ	7241-B	976784 1X	N	C2TZ	7243-A	92719	S	B4Q	7248-A	324101
S	D8HZ	7241-B	976736	N	C4TZ	7243-A	95738	N	D4TZ	7A248-A	11441
F	E1HZ	7241-A	17251	W	C8TZ	7243-A	T 19-54	W	E0TZ	7A250-A	13-45-043 007
S	E1HZ	7241-B	976793	W	E3TZ	7243-A	13-09-098 012	S	C2TZ	7C252-A	25-Q-1634
S	E1HZ	7241-C	976797 1X	F	E7HZ	7243-A	3315897	S	C2TZ	7C252-B	25-Q-1633
F	E1HZ	7241-D	19707	F	E7HZ	7243-B	19875	S	C3TZ	7C252-A	25-Q-1651
F	E2HZ	7241-A	19306	F	E8HZ	7243-A	21195	S	C3TZ	7C252-B	25-Q-1670
F	E3HZ	7241-A	235611	W	BB	7244	T 8-52	S	C6TZ	7C252-A	25-Q-1821
F	E4HZ	7241-A	19652	F	B8QH	7245-A	8968	S	C1TT	7254-A	703121
F	E6HZ	7241-A	239836	F	B8QH	7245-B	7409	FM	C2TA	7254-A	FE 1545
F	E6HZ	7241-B	21233	W	BB	7245	4418	S	E3HZ	7E254-A	53471
F	E6HZ	7241-C	21211	F	BB	7245	201566	F	COTT	7B255-A	12351
S	E6HZ	7241-D	97-67-260	S	D2HZ	7245-A	60596	S	DOHZ	7262-F	330757
F	E7HZ	7241-A	3315762	N	D3TZ	7245-A	37227	W	E5TZ	7Z262-A	141275
F	E7HZ	7241-B	21548	N	D4TZ	7245-A	99802	S	E3HZ	7K264-A	533601
F	E7HZ	7241-B	21548	N	E0TZ	7245-A	61570	S	C1TT	7B265-A	310724 X
F	E7HZ	7241-C	21659	S	E7HZ	7245-A	545072	F	E1HZ	7B265-A	A 1781
F	E7HZ	7241-D	19902	W	BB	7246	AT 8A-20	S	DOHZ	7B265-A	312594
F	E7HZ	7241-E	21804	F	COTT	7B246-A	A 2431	S	D3HZ	7B265-A	313042
S	E7HZ	7241-F	97-67-262	W	41T	7247	T 9A-40	S	D4HZ	7B265-A	313162 X
S	E7HZ	7241-G	97-67-263	F	7EQ	7247	201042	S	D4HZ	7B265-A	313056
S	FOHZ	7241-A	97-67-304	W	8MTH	7247	T 98-40	F	E1HZ	7B265-A	A 4740

**1980/
FORD TRUCK PARTS**

CROSS REFERENCE LIST 327

FORD TO MANUFACTURERS' PART NUMBERS

C O D E	FORD PART NUMBER	VENDOR PART NUMBER	C O D E	FORD PART NUMBER	VENDOR PART NUMBER	C O D E	FORD PART NUMBER	VENDOR PART NUMBER						
F	E9HZ	7B265-A	K	2170		S	FOHZ	7E274-D	97-360-13	W	C2AZ	7280-C	3AT	90A-40
F			A	5161		S	FOHZ	7E274-E	97-360-10	W	C2AZ	7280-D	AT	86M-40
F	C1TT	7B266-A	A	1622		B	E4HZ	7K274-A	K 65X70X 40	W	2J	7281-A	T	87D-40
F	C1TT	7B266-B	A	1347		B			FDJC 657040	N	D4TZ	7N281-A		11618 A
F	C4TZ	7B266-A	G	13576		S			550963	N	D4TZ	7N281-B		11618 B
F	C4TZ	7B266-C	G	14153		FM	C3TZ	7275-A	26000	N	D4TZ	7N281-C		11618 C
F	C1TT	7B267-A	A	1339		FM	C4TZ	7275-C	21060	S	E4HZ	7N281-A		403811
F	C1TT	7B267-B	A	1623		S	C1TT	7B275-A	805261	W	B5A	7282-B	AT	89B-41
F	C4TZ	7B267-A	G	13575		F	C8TZ	7E275-A	202489	W	B5A	7282-C	AT	86E-41 N
F	C4TZ	7B267-B	G	13836		W	C9TZ	7E275-A	8038111	W	B7A	7282-B	AT	85D-41
F	C4TZ	7B267-C	G	14154		S	C1TT	7B276-A	802032	W	C2AZ	7282-A	AT	10-40 A
F	C4TZ	7B267-D	G	13750		S	C1TT	7B277-B	SKT109041	W			3AT	10-40
F	C4TZ	7B267-E	G	14163		S	C6TZ	7B277-A	144-Q-82	W	C2AZ	7282-B	2AT	10-41
F	C6TZ	7B267-A		14725		S	C7TZ	7B277-A	330329 4	W	C2AZ	7282-C	1AT	86E-41 N
F	C6TZ	7B267-B		14892		S	C1TT	7B278-A	803713	W			1AT	85D-41
F	E1HZ	7B267-A		19171		S	C7TZ	7B278-A	804206	W	C2AZ	7282-D	1AT	86E-41 N
F	E1HZ	7B267-B		19295		F	7EQ	7279	201040	W	C2AZ	7282-E	2AT	86E-41 N
F	E2HZ	7B267-A		19182		W	8MTH	7279-B	T 98-38	S	C1TT	7B282-A		7019611
F	E7HZ	7B267-A		21663		N	B7T	7279-A	91491	S	C3TZ	7B282-A		7019619
F	E7HZ	7B267-B		20088		F	B8QH	7279-A	9747	W	2J	7283-A	T	87D-41
F	E7HZ	7B267-C		20794		S	B8QH	7279-B	623544	F	C6TZ	7A283-A		7512
S	E6HZ	7D268-A		97-463-35		S	C1TT	7279-A	823545	S	C7TZ	7A283-A		8046333
F	C8TZ	7B270-A		A 3873		S	C1TT	7279-B	823547 1X	S	C7TZ	7A283-B		714632
F				15095		S	C1TT	7279-C	8235411 1X	F	C8TZ	7A283-A		9598
F	D5HZ	7B270-A		83001		S			8235411	S	D3HZ	7A283-A		974631
S	C1TT	7B272-A		310950 X		N	C2TZ	7279-A	93356	S	D4HZ	7A283-A		9746326
F	B8QH	7273-A		9929		N	C4TZ	7279-A	95739	F	D6HZ	7A283-A		235393
S	C6TZ	7273-B		181556		W	C8TZ	7279-A	T 18-38	N	D9HZ	7A283-A		9746332
S	C1TT	7B274-A		310723		W			13-01-096 011	F	E7HZ	7A283-A		19110
F	C1TT	7B274-B		10769		W			T 98-38	F	C1TT	7B283-A		10645
F	C1TZ	7B274-B		14385		W	C8TZ	7279-B	T 19-38	F	C6TZ	7B283-A		14338
F				A 3226		S	D3HZ	7279-A	330736	F	C6TZ	7B283-B		14642
F	C6TZ	7B274-A		14692		S	D3HZ	7279-B	973543	F	C8TZ	7B283-A		15088
F	C6TZ	7B274-B		15307		W	D3TZ	7279-C	13-01-096 008	F	D1HZ	7B283-A		16517
F	C6TZ	7B274-C		A 1471		W			13-01-096 004	F	D4HZ	7B283-A		16813
S	C7TZ	7B274-A		312284		W	D3TZ	7279-D	13-01-096 006	F	E9HZ	7B283-A		21333
S	C7TZ	7B274-B		312592 1		S	D4HZ	7279-A	973546	F				20969
S	D0HZ	7B274-A		312593		S	D7HZ	7279-A	633542	F				A 5159
F	D0HZ	7B274-B		16743		W	D7TZ	7279-A	13-01-096 009	T	C1TT	7284-A		2740-T-1268
S	D4HZ	7B274-A		313043		W	D9TZ	7279-A	13-01-596 001	F	C1TT	7B284-B		A 2483
S	D4HZ	7B274-B		313109 X		W			13-01-096 012	F	C6TZ	7B284-A		14784
S	E6HZ	7B274-A		313457 X		W	E3TZ	7279-C	13-01-596 002	F	C6TZ	7B284-B		14640
F	C8TZ	7E274-A		228395		W	E5TZ	7279-A	13-01-596 003	F	C6TZ	7B284-C		14768
F				228317		W	E5TZ	7279-B	13-09-596 003	F	C8TZ	7B284-A		15017
F	D3TZ	7E274-A		233789		S	E6HZ	7279-A	97-354-27	F	D0HZ	7B284-A		A 3736
F	D3TZ	7E274-B		233790		F	E7HZ	7279-A	3315767	S	D0HZ	7B284-B		312489
F	E3HZ	7E274-A		235608		F	E7HZ	7279-B	19896	F	D1HZ	7B284-A		16777
F	E3HZ	7E274-B		235609		F	E7HZ	7279-C	A 5231	F	D2HZ	7B284-A		16778
S	E4HZ	7E274-A		404771		F			A 5230	F	D4HZ	7B284-A		16801
S	E4HZ	7E274-B		404772		F	E7HZ	7279-D	A 5220	F				A 4092
F	E7HZ	7E274-A		3315755		F	E8HZ	7279-A	21957	F	E9HZ	7B284-A		21330
F	E7HZ	7E274-B		3315756		N	TYAA	7279-A	88316	W	B5A	7285-A	T	86E-38 N
F	E7HZ	7E274-C		3315757		S	C1TT	7B279-A	330365	W	B6C	7285-A	T	85C-38 F
F	E7HZ	7E274-D		20749		W	B5A	7280-A	AT 89B-40	W	C1TT	7285-A	AT	87E-38 H
F	E7HZ	7E274-E		20750		W	B5A	7280-B	2AT 90A-40	W	C1TT	7285-B	AT	87E-38 J
S	FOHZ	7E274-A		97-360-9		W	C2AZ	7280-A	2AT 10-40	W	C1TT	7285-C	AT	87E-38 K
S	FOHZ	7E274-B		97-360-11		W	C2AZ	7280-B	ASK 4427 EE-40B	W	C2OZ	7285-D	T	86L-38 A
S	FOHZ	7E274-C		97-360-12		W			1AT 89B-40	W	C2AZ	7285-A	T	85D-38 J

July, 1989

COPYRIGHT © 1989 — FORD MOTOR COMPANY — DEARBORN, MICHIGAN

New Issue

**1980/
FORD TRUCK PARTS**

FORD TO MANUFACTURERS' PART NUMBERS

C O D E	FORD PART NUMBER	VENDOR PART NUMBER	C O D E	FORD PART NUMBER	VENDOR PART NUMBER	C O D E	FORD PART NUMBER	VENDOR PART NUMBER								
W	C2AZ	7285-B	T	10B-38		F	B6T	7289-A	220259	W	C20Z	7290-A	T	86L-39	A	
W	C3TZ	7285-F	AT	87E-38	L	S	B7QH	7289-A	466610	W	C2AZ	7290-D	T	10B-39		
W	C5TZ	7285-A	AT	89F-38		N	B7T	7289-A	91677	W	C2AZ	7290-E	T	10B-37	A	
W			1AT	89F-38		S	B8QH	7289-A	626625	W	C2AZ	7290-F	T	86J-39	A	
W	C5TZ	7285-B	AT	87G-38		S	B9C	7289-A	23661	W	C2AZ	7290-H	T	85D-39	L	
W	C5ZZ	7285-F	T	10H-38		F	B9T	7289-A	222526	W	C2TZ	7290-A	T	85C-39	J	
F	C1TT	7B285-A		11041		F	C1TT	7289-A	10661	W	C3DZ	7290-B	T	10H-37		
F	E7HZ	7K285-A	K	2014		F	C1TT	7289-B	10708	W	C3DZ	7290-C	T	10H-39		
F	C1TT	7B286-A		10731		S	C3TZ	7289-A	626620	W	C3TZ	7290-C	AT	87E-39	L	
F	E9HZ	7R286-A	A	5156		N	C4TZ	7289-A	95737	W	C5TZ	7290-A	AT	89F-39		
S	E3HZ	7K287-A		545095	1	N	C4TZ	7289-B	95747	W	C5ZZ	7290-H	T	10H-39	A	
S	E3HZ	7K287-B		545095	2	F	C4TZ	7289-C	13590	W	C5ZZ	7290-J	T	10H-37	A	
F	E8HZ	7K287-B		18919		N	C4TZ	7289-D	96971	N	D4TZ	7290-B		11500		
F	E7HZ	7L287-A		17179		S	C6TZ	7289-A	186614	N				11477		
W	1A	7288-A	T	89B-108		S	C6TZ	7289-B	186616	N				11476		
W	8J	7288	T	87D-108		S	C8TZ	7289-A	186620	S	C1TT	7B290-B		822231		
W	A9AZ	7288-A	T	90A-108		F	DOHZ	7289-A	16354	F	C3TZ	7D290-A		14202		
S	B4Q	7288-A		28-P-19		T	D1TZ	7289-A	2849-L-220	N	E0TZ	7E290-A		95472		
F	B8QH	7288-A		9537		T	D1TZ	7289-B	2849-V-282	S				330934		
S	B8QH	7288-B		614634		W	D2TZ	7289-A	13-09-596 002	F				14373		
T	C0TZ	7288-A	A	1805-S-305		S	D3HZ	7289-A	976623	W	E3TZ	7E290-A		10-00-012	002	
F	C1TT	7288-A		9169		N	D3TZ	7289-A	97827	W	E0TZ	7A291-A		13-45-183	003	
F	C6TZ	7288-A		14344		N			11981	W				1345-183	003	
F	C6TZ	7288-B		14345		S	D4HZ	7289-A	976624	F	E1HZ	7D291-A		18905		
S	C6TZ	7288-C		134631		N	D4TZ	7289-A	99239	F	C3TZ	7D292-A		A	2994	
F	C6TZ	7288-D		14621		N	D4TZ	7289-B	11760	F	C5TZ	7D292-A		A	3547	
F	C6TZ	7288-E		8932		N			11443	F				A	4687	
S	C7TZ	7288-B		8046338		N	D7TZ	7289-A	95757	F	C5TZ	7D292-B		A	3656	
F	C8TZ	7288-A		15091		N	E0TZ	7289-A	13730	F	DOHZ	7D292-A		A	3991	
F	C8TZ	7288-B		15092		N	E0TZ	7289-B	13735	F				A	4688	
F	C8TZ	7288-C		15093		W	E0TZ	7289-C	13-45-096 004	S	D3HZ	7D292-A		312833		
S	D3HZ	7288-A		9746311		W			13-45-096 002	F	D5HZ	7D292-A		K	1449	
F	D3HZ	7288-B	K	1450		W	E0TZ	7289-D	13-45-096 005	F				K	1699	
F	D3HZ	7288-C	K	1451		W			13-45-096 003	F				K	1602	
N	D3TZ	7288-A		99858		N	E1TZ	7289-A	15111	F	E1HZ	7D292-A		19470		
F	D4HZ	7288-A		17453		N	E1TZ	7289-B	15380	S	C1TT	7B293-A		80593		
F	D4HZ	7288-B		16660		S	E3HZ	7289-A	53663 1X	S	C7TZ	7B293-A		330599		
N	D4TZ	7288-A		11479		W	E3TZ	7289-A	13-50-096 002	F	D3TZ	7B293-A		233802		
W	E0TZ	7288-A		10-00-141	133	W	E3TZ	7289-B	13-50-096 001	W	E6TZ	7F293-A		13-50-640	003	
N	E0TZ	7288-B		13725		W	E6TZ	7289-A	13-50-096 004	W	E3TZ	7A294-A		10-00-044	045	
S	E4HZ	7288-A		304639		W	E6TZ	7289-B	13-50-096 003	S	C1TT	7B294-A		627212		
F	E6HZ	7288-A		3312225		F	E7HZ	7289-A	3315777	S	C1TT	7B294-B		55723		
F	E6HZ	7288-B		21209		F	E7HZ	7289-B	19906	F	C6TZ	7B294-A		14897		
W	E6TZ	7288-A		10-00-141	014	F	E7HZ	7289-C	20622	W	8J	7296		T	87D-56	
W	E6TZ	7288-B		13-00-141	009	W	E7TZ	7289-A	1356-096 005	S	C1TT	7B297-A		82665		
W	E6TZ	7288-C		1000-141	475	W	E7TZ	7289-B	1356-096 006	F	C3TZ	7D297-A		14191		
F	E7HZ	7288-A		20225		W			1356-596 004	S	C1TT	7B298-A		726611		
F	E7HZ	7288-B		20674		F	E8HZ	7289-A	A 5320	F	C3TZ	7D298-A		14198		
F	E7HZ	7288-C		20128		F	C3TZ	7D289-A	14525	S	C1TT	7B303-A		183-463	1	
F	E7HZ	7288-D		20635		F	C3TZ	7D289-B	14818	F	B8QH	7304-A		A	1876	
W	E7TZ	7288-A		1300-016	001	F	C6TZ	7D289-A	15120	F	C3TZ	7305-A		A	3655	
F	E8HZ	7288-A		19462		W	8A	7290-B	T 85C-39	F	C5TZ	7305-D		A	3655	
F	E9HZ	7288-A		15114		W	8J	7290	AT 87D-71	S	C7TZ	7305-A		312534		
F	E9HZ	7288-B		20423		W	B5A	7290-B	T 86E-39	N	F	E4HZ	7305-A		K	1447
F	E3HZ	7L288-A	S	1481		W	B6C	7290-A	T 85C-39	H	F	B8QH	7306-A		10200	
F			S	1353		W	C1TT	7290-A	AT 87E-39	H	F	D1HZ	7306-A		A	4145
F			S	1607		W	C1TT	7290-B	AT 87E-39	J	F	D2HZ	7306-A		A	4196
F	7EQ	7289		201038		W	C1TZ	7290-C	AT 87E-39	K	F	E8HZ	7306-A		A	5244

**1980/
FORD TRUCK PARTS**

CROSS REFERENCE LIST 329

FORD TO MANUFACTURERS' PART NUMBERS

C O D E	FORD PART NUMBER	VENDOR PART NUMBER	C O D E	FORD PART NUMBER	VENDOR PART NUMBER	C O D E	FORD PART NUMBER	VENDOR PART NUMBER
F	E8HZ 7306-B	21676	F	E1HZ 7314-A	19481	S	D4HZ 7B331-A	313024 1X
F	B8QH 7307-A	10459	S	C1TT 7B314-A	824652	S	D4HZ 7B331-B	312477 12X
F	E1HZ 7308-A	19792	F	B8QH 7315-A	11751	F	D4HZ 7B331-C	K 1040
S	D0HZ 7309-A	854831	S	C6TZ 7A315-A	114-Q-3	F	E4HZ 7B331-A	K 1486
N	TYAA 7310-A	90104	S		11403	F	E4HZ 7B331-B	K 1500
S	C1TT 7B310-A	824661	S	D0HZ 7A315-H	311832 X	F	E4HZ 7B331-C	K 1501
S	D0HZ 7B310-A	8546611	S	D2HZ 7A315-A	311832 1X	F	E4HZ 7B331-D	K 1507
S	D0HZ 7B310-B	8546612	S	C1TT 7B315-A	C 823602	F	E4HZ 7B331-E	K 1508
S		8546655	S	C1TT 7B315-B	C 823607	F	E4HZ 7B331-F	K 1509
S		312957 S	W	C5TZ 7D315-A	T 54A-172	F	E4HZ 7B331-G	K 1513
F	E6HZ 7K310-A	666554	F	B8QH 7316-A	10732	F	E4HZ 7B331-H	K 1790
F	E6HZ 7K310-B	675246	F	B8QH 7316-B	10673	F	E4HZ 7B331-J	K 1791
F	B8QH 7311-A	10025	F	C6TZ 7316-A	14786	F	E4HZ 7B331-K	K 1793
S	C6TZ 7311-A	330798	S	C1TT 7B316-A	802282 1	F	E4HZ 7B331-L	K 1800
F		14362	S	C1TT 7B316-B	802282 2	F	E4HZ 7B331-M	K 1801
S	D2HZ 7311-A	5V	S	C1TT 7B316-C	802282 3	F	E6HZ 7B331-A	240020
F	E1HZ 7311-A	19570	S	C1TT 7B316-D	802281 1	F		240019
F	E1HZ 7311-B	19460	S	C1TT 7B316-E	802281 2	F		240018
F		21446	S	C1TT 7B316-F	802281 3	F		240017
F		K 1969	S	C7TZ 7B316-A	802284 3	F		240332
F	E9HZ 7311-A	22034	S	C7TZ 7B316-B	802284 2	F		240331
F		K 2079	S	C7TZ 7B316-C	802284 1	F		240330
S	C1TT 7B311-A	82673	F	E7HZ 7K316-A	19309	F		240329
F	B8QH 7312-A	A 1947	S	C1TT 7B317-A	823711	F		K 2116
S	C2TZ 7312-A	311279 X	S	C1TT 7B317-B	823717	F		802133
F	C3TZ 7312-A	A 3263	S	E4HZ 7C318-A	402002	F	B8QH 7332-A	9932
F	C5TZ 7312-A	A 3546	S	C1TT 7B319-B	80374	S	C1TT 7B332-A	82167
BW	C6TZ 7312-A	280499	S	C1TT 7B319-C	80375	F	C6TZ 7B332-A	14960
BW	C7TZ 7312-A	280901	S	C7TZ 7B319-A	803720	F	C6TZ 7B332-B	K 1567
S	C7TZ 7312-B	311468 X	S	E3HZ 7B319-A	53372	F		14963
F	D1HZ 7312-A	A 4165 S	F	B8QH 7320-A	11003	F	C8TZ 7B332-A	15013
F	D3HZ 7312-A	A 4119	F	B8QH 7320-B	11166	F	D0HZ 7B332-A	15378
F	D4HZ 7312-A	16859	S	C1TT 7B320-A	82372	F	D0HZ 7B332-B	13788
S	D4HZ 7312-B	312904	T	D1TZ 7B320-A	1844-L-480	F		13488
F	D4HZ 7312-C	K 1430	F	B8QH 7321-A	11012	S	D3HZ 7B332-A	97165
F		K 1108	F	B8QH 7322-A	11013	F	D4HZ 7B332-A	18786
F		K 1560	S	D7HZ 7D323-A	313260 X	F		15933
F	D4HZ 7312-D	K 1100	F	B8QH 7324-A	11167	F	D4HZ 7B332-B	16779
F		K 1565	S	C1TT 7B324-A	805016	F		S 1246
F	D4HZ 7312-E	K 1104	S	C2TZ 7B324-A	311271 X	S	D4HZ 7B332-C	82961
F		K 1553	S	C1TT 7B325-A	802675	S	D6HZ 7B332-A	971646 2X
F	D5HZ 7312-B	A 4487	S	C1TZ 7B325-A	802677	F	D8HZ 7B332-A	19469
F		A 4354	S	C9TZ 7B325-A	802678	F		19465
F	D5HZ 7312-C	A 4376	S	C1TT 7B326-A	803242	F		18735
F	D5HZ 7312-D	K 1487	S	C1TT 7B326-B	803243	F	D8HZ 7B332-B	18764
F		K 1550	S	C1TT 7B327-A	803241	F	D8HZ 7B332-C	18736
F	D8HZ 7312-B	A 4493	S	C1TT 7B328-A	80601	F	D8HZ 7B332-D	S 1347
F	D8HZ 7312-C	A 4491	S	C1TT 7B329-A	801521	F	E1HZ 7B332-A	17250
S	C1TT 7B312-A	824621	F	D0HZ 7330-A	A 4041	S	E4HZ 7B332-A	403601 1X
F	B8QH 7313-A	A 1662	S	C1TT 7B330-A	80602	F	E7HZ 7B332-A	20984
S	C1TT 7B313-A	823541	N	C4TZ 7B331-B	96962	S	E7HZ 7B332-B	49-360-3 1X
S	C1TT 7B313-C	8235414 1X	N		96962	F	E9HZ 7B332-A	21431
S		8235414	F	D0HZ 7B331-A	A 4030	F	B8QH 7333-A	10084
S	D0HZ 7B313-A	823543 1X	F	D1TZ 7B331-A	A 4152	F	C1TT 7B333-A	10626
S	D6HZ 7B313-A	823541 1X	F	D1TZ 7B331-B	A 4152	F	C6TZ 7B333-A	10826
F	B8QH 7314-A	10733	S	D3HZ 7B331-A	313024 2X	F	C8TZ 7B333-A	15177
F	C6TZ 7314-A	14364	S	D3HZ 7B331-B	545063	S	D0HZ 7B333-A	854111
F	C8TZ 7314-A	15758	S		312477 15X	F	D0HZ 7B333-B	16744

**1980/
FORD TRUCK PARTS**

FORD TO MANUFACTURERS' PART NUMBERS

C O D E	FORD PART NUMBER	VENDOR PART NUMBER	C O D E	FORD PART NUMBER	VENDOR PART NUMBER	C O D E	FORD PART NUMBER	VENDOR PART NUMBER
F	D2HZ 7B333-A	17081	F	D0HZ 7B334-B	16310	S	D6HZ 7B340-A	70859 1X
F	D4HZ 7B333-A	16914	F	D1HZ 7B334-A	16788	S	D8HZ 7B340-A	97822
S	D4HZ 7B333-B	854114	F	D4HZ 7B334-A	16791	S	D8HZ 7B340-B	978123
F	D8HZ 7B333-A	17107	F	D4HZ 7B334-B	16315	F	E0HZ 7B340-A	16729
F	7EQ 7334	201037	F	D4HZ 7B334-C	17212	F	E1HZ 7B340-A	19612
F	B6T 7334-A	220260	F	D8HZ 7B334-A	16771	F	E1HZ 7B340-B	16674
S	B7QH 7334-A	46676	F	D8HZ 7B334-B	16772	F	E1HZ 7B340-C	19207
N	B7T 7334-A	91224	F	E1HZ 7B334-A	19544	S	E1HZ 7B340-D	978136
S	B8QH 7334-A	626723	F		18124	F	E1HZ 7B340-E	19115
S	B8QH 7334-B	626731	F	E1HZ 7B334-B	19542	F	E2HZ 7B340-A	19638
F	B9T 7334-A	222969	F	E2HZ 7B334-A	19203	F	E2HZ 7B340-B	19242
F	C1TT 7334-A	9767	F	E7HZ 7B334-A	20988	F		20391
F	C1TT 7334-B	12821	F	E8HZ 7B334-A	21357	F	E2HZ 7B340-C	19644
S	C3TZ 7334-A	626730	F	E9HZ 7B334-A	21358	F		20377
S		626714	W	E0TZ 7335-B	13-45-127 005	F	E2HZ 7B340-D	21023
F	C4TZ 7334-A	14448	W	E6TZ 7335-A	1300-127 009	F		19249
F	C4TZ 7334-B	14258	W		13-52-127 001	F	E2HZ 7B340-E	19632
F	7TZ 7334-A	219294	F	B8TZ 7B335-A	9925	F	E7HZ 7B340-A	20665
F	C8TZ 7334-A	14909	F	C1TT 7B335-A	9558	F	E7HZ 7B340-B	33157 10
S	D3HZ 7334-A	976748 1X	S	D4HZ 7B335-A	97961	F	E7HZ 7B340-C	19923
S		976725	F	E8HZ 7N335-A	21963	F	E7HZ 7B340-D	20585
S		9767127 1X	F	C1TT 7B336-A	13875	F	E8HZ 7B340-A	21672
S	D6HZ 7334-A	47672	F		9017	F	E9HZ 7B340-A	22027
S	D7HZ 7334-A	63673	N	E0TZ 7F337-A	13726	F	E9HZ 7B340-B	22075
S	D7HZ 7334-B	63674	F	C1TT 7B338-A	11214	W	C5TZ 7341-A	4770 D
S	D8HZ 7334-A	976785 1X	F	C6TZ 7B338-A	14325	S	C1TT 7B341-C	824668
S		976737	F	C6TZ 7B338-B	14646	F	C6TZ 7B341-A	14654
S	E1HZ 7334-A	976795	F	C8TZ 7B338-A	15080	F	C8TZ 7B341-A	15066
S	E1HZ 7334-B	976799	F	D0HZ 7B338-A	16241	F	C8TZ 7B341-B	15429
F	E1HZ 7334-C	19706	F	D0HZ 7B338-B	16716	F	C9TZ 7B341-A	16021
F	E3HZ 7334-A	235612	F	D0HZ 7B338-C	K 1947	F	D4HZ 7B341-A	16118
F	E6HZ 7334-A	239837	F	D4HZ 7B338-A	16759	F	E7HZ 7B341-A	18747
S	E6HZ 7334-B	97-67-261	F	D4HZ 7B338-B	K 1948	F	E7HZ 7B341-B	19910
F	E7HZ 7334-A	3315763	F	E7HZ 7B338-A	20323	F	E7HZ 7B341-C	20615
F	E7HZ 7334-B	21658	F	C1TZ 7B339-A	A 2283	F	E9HZ 7B341-A	22026
F	E7HZ 7334-C	19905	F	C3TZ 7B339-A	13535	N	D4TZ 7C341-A	11662
S	E7HZ 7334-D	97-67-245	S	D3HZ 7B339-A	974634	N	D4TZ 7C341-B	11465
F	E7HZ 7334-E	21637	TR	D8HZ 7340-A	M 20 MK-36-X-1	N	E0TZ 7C341-A	13748
S	E7HZ 7334-F	97-67-279	S	C1TT 7B340-A	82828	N	E1TZ 7C341-A	15414
F	E8HZ 7334-A	18931	W	C2AZ 7B340-A	T 10A-11	N	E2TZ 7C341-A	15489
F	E9HZ 7334-A	18928	W	C3AZ 7B340-A	T 10C-11	N	E3TZ 7C341-A	15835
S	F0HZ 7334-A	97-67-306	W	C3AZ 7B340-B	T 10E-11	S	C1TT 7B342-A	824653
S	F0HZ 7334-B	97-67-292	W	C3AZ 7B340-C	SK 4516 QE-11	S	D0HZ 7B342-A	854651
F	TGAA 7334-A	207003	W	C3AZ 7B340-D	T 10J-11	W	C5TZ 7343-B	4771 D
N	TYAA 7334-A	90107	W	C3OZ 7B340-A	T 10H-11	W	C5TZ 7343-C	T 18-5
F	B8TZ 7B334-A	9535	W	C3OZ 7B340-B	T 10H-11 A	S	C1TT 7B343-A	821554
F	C1TT 7B334-A	7548	F	C6TZ 7B340-A	14488	F	C6TZ 7B343-A	14335
F	C1TT 7B334-B	10431	F	C6TZ 7B340-B	14737	F	C8TZ 7B343-A	15061
F	C3TZ 7B334-A	13710	F	C6TZ 7B340-C	14890	S	C9TZ 7B343-A	821557
F	C6TZ 7B334-A	19466	W	C6ZZ 7B340-A	T 10P-11	F	E7HZ 7B343-A	20126
F		14330	F	C8TZ 7B340-A	15442	F	B8QH 7344-A	11429
F	C6TZ 7B334-B	14332	F	D0HZ 7B340-A	16230	S	C1TT 7B344-A	3144 X
F	C6TZ 7B334-C	14331	F	D0HZ 7B340-B	15400	F	B8QH 7345-A	11496
F	C6TZ 7B334-D	14623	S	D0HZ 7B340-C	70850	F	C1TT 7B345-A	10038
F	C6TZ 7B334-E	14636	S	D0HZ 7B340-D	8582	F	E7HZ 7346-A	19867
F	C8TZ 7B334-A	15086	F	D0HZ 7B340-E	16705	F	C1TT 7B346-A	11254
F	C8TZ 7B334-B	15454	F	D4HZ 7B340-A	16748	S	E4HZ 7C348-A	545091
F	D0HZ 7B334-A	16247	F	D4HZ 7B340-B	16943	W	E3TZ 7C349-A	13-50-156 004

**1980/
FORD TRUCK PARTS**

CROSS REFERENCE LIST 331

FORD TO MANUFACTURERS' PART NUMBERS

C O D E	FORD PART NUMBER	VENDOR PART NUMBER	C O D E	FORD PART NUMBER	VENDOR PART NUMBER	C O D E	FORD PART NUMBER	VENDOR PART NUMBER
W	E5TZ	7C349-A	F	D0HZ	7358-M	S	C6TZ	7B362-B
W		13-50-156 005	F		A 3985	F	C6TZ	7B362-C
W	E7TZ	7C349-A	F		A 3965	S	D3HZ	7B362-A
N	D4TZ	7C350-A	F	D0HZ	7358-N	S	D3HZ	7B362-B
F	C1TT	7B353-A	F	D1HZ	7358-A	N	C6TZ	7D362-A
S	D3HZ	7B353-A	S	D2HZ	7358-A	W	D9TZ	7D362-A
S	D8HZ	7B353-A	F	D4HZ	7358-A	N	E0TZ	7D362-A
F	C1TT	7B354-A	S	D4HZ	7358-B	W	E6TZ	7G362-A
F	E7HZ	7D354-A	S	D4HZ	7358-C	W	E7TZ	7G362-A
F	E7HZ	7E354-A	S	D4HZ	7358-D	S	C1TT	7B363-A
W	E7TZ	7E354-A	F	D4HZ	7358-E	S	C1TT	7B363-B
S	C1TT	7B355-A	F		15958	S	C7TZ	7B363-A
S	C1TT	7B355-B	S	D4HZ	7358-F	S	C7TZ	7B363-B
S	C7TZ	7B355-A	F	D5HZ	7358-A	S	C7TZ	7B363-C
S	E3HZ	7B355-A	F		18129	S	D4HZ	7B363-A
S	C1TT	7B356-A	F	D5HZ	7358-B	S	C1TT	7B364-A
S	C1TT	7B356-B	F		18134	F	C5TZ	7B364-A
S	C7TZ	7B356-A	F	D5HZ	7358-C	F	C6TZ	7B364-A
S	C7TZ	7B356-B	F	D7HZ	7358-A	F	C6TZ	7B364-B
S	B7QH	7358-A	F	D7HZ	7358-B	S	C7TZ	7B364-A
S	B8QH	7358-A	F	D8HZ	7358-A	F	C8TZ	7B364-A
F	C0TT	7358-A	F		18507	F	E7HZ	7B364-A
F	C1TT	7358-A	F	E1HZ	7358-A	F		21937
S	C1TT	7358-B	S	E1HZ	7358-B	S	C7TZ	7B365-A
S	C1TT	7358-C	S	E1HZ	7358-C	S	C7TZ	7B365-B
S	C1TT	7358-D	F	E1HZ	7358-D	S	C1TT	7B366-A
S	C1TT	7358-E	F	E2HZ	7358-A	F	D4HZ	7E366-A
S	C1TT	7358-F	F	E3HZ	7358-A	F	D4HZ	7E366-B
S	C1TT	7358-G	F	E3HZ	7358-B	S	C1TT	7B367-A
S	C1TT	7358-H	F	E6HZ	7358-A	S	C7TZ	7B367-A
S	C3TZ	7358-A	F	E7HZ	7358-A	S	D3HZ	7B367-A
F	C5TZ	7358-A	S	E7HZ	7358-B	S	E2HZ	7B367-A
F	C5TZ	7358-B	S	E7HZ	7358-C	N	D4TZ	7B368-A
F	C6TZ	7358-A	F	E8HZ	7358-A	S	D7HZ	7B368-A
F	C6TZ	7358-B	F	E9HZ	7358-A	N	D9TZ	7B368-A
F	C6TZ	7358-C	S	F0HZ	7358-A	W	E0TZ	7B368-A
F	C6TZ	7358-D	S	F0HZ	7358-B	W	E3TZ	7B368-A
S	C7TZ	7358-A	F	TGAA	7358-A	S	E4HZ	7B368-A
S	C7TZ	7358-B	S	C1TT	7B358-A	S	E7HZ	7B368-A
S	C7TZ	7358-C	S	C1TT	7B359-A	W	E0TZ	7G368-A
S	C7TZ	7358-D	F	E7HZ	7R359-A	B	C1TT	7B369-A
F	C8TZ	7358-A	F	E7HZ	7R359-B	S		550417
F	C8TZ	7358-B	F	E7HZ	7R359-C	S	C1TT	7B369-B
F	C8TZ	7358-C	S	C1TT	7B360-A	B		J40 2480
F	C8TZ	7358-D	S	C1TT	7B360-C	B	C1TT	7B369-C
F	C8TZ	7358-E	S	C6TZ	7B360-A	F		J40 2064
F	C8TZ	7358-F	S	C7TZ	7B360-A	F	C6TZ	7B369-A
F	D0HZ	7358-A	S	D3HZ	7B360-A	B	C8TZ	7B369-A
S	D0HZ	7358-B	W	E6TZ	7G360-A	F		14287
S	D0HZ	7358-C	W	E7TZ	7G360-A	B	C1TT	7B370-A
S	D0HZ	7358-D	W	E8TZ	7G360-A	F	E7HZ	7A371-B
S	D0HZ	7358-E	W	E8TZ	7G360-B	F	C1TT	7B371-A
S	D0HZ	7358-F	F	E7HZ	7R360-A	B		8878
S	D0HZ	7358-G	W	E6TZ	7G361-A	B	C1TT	7B372-A
S	D0HZ	7358-H	W	E7TZ	7G361-A	S		568
S	D0HZ	7358-J	S	C1TT	7B362-A	S		550414
S	D0HZ	7358-K	F	C6TZ	7B362-A	S	C7TZ	7B372-A
S	D0HZ	7358-L	F		14334	B		550265
S			F		A 3794	W	E3TZ	7K381-A

**1980/
FORD TRUCK PARTS**

FORD TO MANUFACTURERS' PART NUMBERS

C O D E	FORD PART NUMBER	VENDOR PART NUMBER	C O D E	FORD PART NUMBER	VENDOR PART NUMBER	C O D E	FORD PART NUMBER	VENDOR PART NUMBER
W	E7TZ	7K381-A	1359-113	001	S	C7TZ	7B399-B	8046323
N	D4TZ	7A385-A	11445		S	C7TZ	7B399-C	183-463 6
N	D4TZ	7A385-B	13026		S	C1TT	7B401-B	330442
N	D4TZ	7A385-C	13025		S	E3HZ	7E401-A	55591
S	D7HZ	7A385-A	330884		S	C1TT	7B403-A	814861
N	E0TZ	7A385-A	13701		F	C6TZ	7B403-A	227675
N	E0TZ	7A385-B	13743		F	D6HZ	7B403-A	233798
W	E0TZ	7A385-C	13-45-193	001	F	E8HZ	7B403-A	21199
W	E0TZ	7A385-D	13-45-193	004	S	C1TT	7B408-A	330266
N	E1TZ	7A385-A	15424		S	C7TZ	7B408-A	312369 X
W	E3TZ	7A385-A	13-50-193	001	S	D3HZ	7B408-A	9750111
N	E3TZ	7A385-C	15829		S	D3HZ	7B408-B	9750113
S	E4HZ	7A385-A	40473		S	D4HZ	7B408-A	975018
F	E7HZ	7A385-A	20710		S	E2HZ	7B408-A	9750121 1X
F	E7HZ	7A385-B	20713		F	B8QH	7409-A	9755
F	E7HZ	7D385-A	20772		W	C8TZ	7409-A	T 19-51
F	E8HZ	7D385-A	21970		W	E3TZ	7409-A	13-09-096 005
F	E9HZ	7R385-A	21336		S	C7TZ	7B409-A	330183 16
F			21335		F	B8QH	7410-A	9753
F			A 5160		F	B9TT	7410-A	215606
W	C2AZ	7C386-A	AT 10-107	A	F	C0TT	7410-B	225139
S	D0HZ	7C389-A	312490		F	C5TZ	7410-A	221156
S	E2HZ	7C389-A	313442		F	C8TZ	7410-A	229338
F	E1HZ	7C390-A	18125		F	D3TZ	7410-A	233046
S	D4HZ	7C391-V	313400	22X	F	D6HZ	7410-A	235426
S	D4HZ	7C391-W	313400	23X	F	E8HZ	7410-A	18918
F	E4HZ	7C391-A	K 1041		F	TGAA	7410-A	206637
F	E4HZ	7C391-B	K 1042		F	C1TT	7B410-A	A 1682
F	E4HZ	7C391-C	K 1048		F	C3TZ	7B410-A	A 2655
F	E4HZ	7C391-D	K 1050		F	C4TZ	7B410-A	G 14060
F	E4HZ	7C391-E	K 1058		S	E4HZ	7K410-A	313474 X
F	E4HZ	7C391-F	K 1064		S			313474 1X
F	E4HZ	7C391-G	K 1854		F	E7HZ	7K410-A	A 5012
F	E4HZ	7C391-H	K 1856		F	7EQ	7411	201041
F	E4HZ	7C391-J	K 1861		S	B7QH	7411-A	463541
F	E4HZ	7C391-K	K 1862		S	B8QH	7411-A	623545
F	E7HZ	7C391-A	K 2065		F	C1TT	7411-A	8842
S	C1TT	7B392-A	804592		F	C5TZ	7411-A	219289
S	C1TT	7B392-B	804593		F	C5TZ	7411-B	219293
S	C1TT	7B393-A	310695	X	F	C8TZ	7411-A	228643
S	C1TT	7B394-A	310700		F			228642
S	C1TT	7B396-A	310722	X	S	D2TZ	7411-A	463546
S	C2TZ	7B396-A	311274	X	S	D3HZ	7411-A	9735411
S	C7TZ	7B396-A	311972	X	S	D4HZ	7411-A	973541
TR	D8HZ	7E397-A	M 13 MG-1		S	D6HZ	7411-A	473541
N	E0TZ	7A398-A	13706		S	D6HZ	7411-B	53-354-1
N			15140		S	D7HZ	7411-A	633541
W	E0TZ	7A398-B	13-45-659	004	S	E1HZ	7411-A	9735421 2X
W	E3TZ	7A398-A	13-50-659	005	S			9735421 1X
W	E6TZ	7A398-A	13-50-659	008	F	E1HZ	7411-B	19703
W	E7TZ	7A398-B	1356-659	005	F	E3HZ	7411-A	235613
W	E7TZ	7A398-C	1356-659	004	F	E6HZ	7411-A	240495
N	D4TZ	7A399-A	11901		F	E7HZ	7411-A	3316205
N	D8TZ	7A399-A	13475		F	E7HZ	7411-B	18409
W	E3TZ	7A399-A	13-50-079	001	S	E7HZ	7411-C	97-354-21 3X
S			25-998	X	F	E8HZ	7411-A	20120
W	E3TZ	7A399-B	13-50-410	001	S	FOHZ	7411-A	97-354-32 1X
S	C7TZ	7B399-A	8046336		F	TGAA	7411-A	206995
N					S			
S					N	TYAA	7411-A	88314
S					S	C1TT	7B411-A	804634
F					F	C6TZ	7B411-A	14765
F					F	C6TZ	7B411-B	14644
F					F			A 3796
F					F	C6TZ	7B411-C	14645
F					F			A 3797
S					S	C7TZ	7B411-A	8046332
S					S	C7TZ	7B411-B	8046337
S					S	D3HZ	7B411-A	974638
S					S	D3HZ	7B411-B	312971 X
S					S	D3HZ	7B411-C	974637
S					S	D3HZ	7B411-D	974635
S					S	D4HZ	7B411-A	704631
S					S	D4HZ	7B411-B	704633
S					S	D4HZ	7B411-C	704634
S					S	D4HZ	7B411-D	704635
S					S	D4HZ	7B411-E	704636
S					S	D4HZ	7B411-F	704637
F					F	E6HZ	7B411-A	21208
S					S	C1TT	7B412-A	98776
B					B			S 456 Q
S					S	C1TT	7B416-A	6020316
S					S	C1TT	7B416-B	440214 10
F					F	C4TZ	7B416-A	14259
F					F	C4TZ	7B416-B	13941
S					S	C7TZ	7B416-A	803723
S					S	C7TZ	7B416-B	203-14
S					S	D3HZ	7B416-A	97373
W					W	E0TZ	7B416-A	13-45-127 003
F					F	E1HZ	7B416-A	6164
F					F	E6HZ	7B416-A	204756
F					F	E7HZ	7B416-A	19907
N					N	D4TZ	7C416-A	11551
F					F	C1TT	7B417-A	3231
F					F	D2TZ	7B417-A	16865
S					S	D4HZ	7B417-A	545025
S					S	D4HZ	7B417-B	501199 1
F					F	C1TT	7B418-A	10796
F					F	C1TT	7B418-B	3230
S					S	C7TZ	7B418-A	500693 14
S					S	C1TT	7B419-A	330180 3
S					S	C1TT	7B420-A	227 V
S					S	C1TT	7B420-B	83V
F					F	C1TT	7B420-C	10289
F					F	C1TT	7B420-D	3566
S					S	C1TT	7B420-E	153 V
F					F	C2TZ	7B420-A	13874
S					S	C3TZ	7B420-A	330180 5
F					F	C6TZ	7B420-A	5418
F					F	C6TZ	7B420-B	12597
F					F	C6TZ	7B420-C	15606
F					F	C6TZ	7B420-D	15607
S					S	E3HZ	7B420-A	330180 7
W					W	E0TZ	7C421-A	13-45-410 001
F					F	7EQ	7422	201003
B					B			C 672 Q
S					S	B9TT	7422-A	524821

**1980/
FORD TRUCK PARTS**

FORD TO MANUFACTURERS' PART NUMBERS

C O D E	FORD PART NUMBER	VENDOR PART NUMBER	C O D E	FORD PART NUMBER	VENDOR PART NUMBER	C O D E	FORD PART NUMBER	VENDOR PART NUMBER
B	TYAA 7422-A	S 444 Q 88518	S	C6TZ 7A459-A	82245	F	C6TZ 7505-C	A 3167
B	E4HZ 7E423-A	B 1316 Q 13430	W	E6TZ 7K470-A	13-50-056 002	S	C7TZ 7505-A	102-C-429
N	E3HZ 7E424-A	13430	F	7EQ 7482	203448	S		6251827 1X
S	E3HZ 7N424-A	534832	W	8MTH 7482	T 98-87 A	S		7041 X
S	C2TZ 7C430-A	534831	F	B8QH 7482-A	9757	S	C7TZ 7505-B	102-C-545
N	D2TZ 7C430-A	532052	F	C1TT 7482-A	8846	S	C7TZ 7505-C	8551838 1X
N	D3TZ 7C430-A	93549	S	C1TT 7482-B	80377	S		C 855187
W	D3TZ 7C430-C	96969	S	C1TT 7482-C	80376	S	C7TZ 7505-D	311685 X
W	D3TZ 7C430-D	10-00-127 005	S	C1TT 7482-D	824581	S	C8HZ 7505-A	312653
W	D3TZ 7C430-D	10-00-127 006	S	C1TT 7482-E	824582	F	C8TZ 7505-A	A 3574
S	D4HZ 7C430-A	974861	N	C2TZ 7482-A	93079	F		15016
W	E0TZ 7C430-A	13-45-235 001	N	C4TZ 7482-A	93747	F	C8TZ 7505-B	230548
W	E0TZ 7C430-B	13-05-235 001	F	C4TZ 7482-B	13537	F	C8TZ 7505-C	A 3865
N	E0TZ 7C430-C	13795	F	C5TZ 7482-A	221111	F		16110
N	E0TZ 7C430-C	15044	F	C6TZ 7482-A	14283	W	C8TZ 7505-D	AT 19-1 1/2
S	E4HZ 7C430-A	404861	F	C6TZ 7482-B	14735	F		230545
S	E7HZ 7C430-A	49-486-3	F	C8TZ 7482-A	15078	F	C9TZ 7505-A	15592
W	E3ZZ 7F431-B	13 51-134 001	F	C8TZ 7482-B	15134	F		A 4048
B	E3HZ 7N431-A	DB 43932	F	D0HZ 7482-A	16403	F		A 3724
B	E3HZ 7N431-A	39586	S	D3HZ 7482-A	97372	S	C9TZ 7505-B	6251830 1X
S	D8HZ 7E434-A	550955	S	D3HZ 7482-B	97371	S		8005 X
S	C1TZ 7B435-A	127760 X	F	D4HZ 7482-A	16789	F	D0HZ 7505-A	K 1660
S	C3TZ 7B435-A	311260 X	F	D4HZ 7482-B	16793	F		A 3932
F	C5TZ 7B435-A	A 3406	F	D4HZ 7482-B	16793	F		A 3919
F	C5TZ 7B435-B	A 3595	F	D6HZ 7482-A	235413	F		A 3919
F	C5TZ 7B435-B	A 3639	S	D9HZ 7482-A	97474	F		16329
S	C7TZ 7B435-A	312422	S	E1HZ 7482-A	97471	S	D1TZ 7505-A	4651822
S	D4HZ 7B435-A	312910 X	F	E1HZ 7482-B	19090	S	D2HZ 7505-A	8551838 1X
S	D4HZ 7B435-B	313039 X	F	E6HZ 7482-A	240024	S	D3HZ 7505-A	9751818
F	D6TZ 7B435-A	K 1448	F	E7HZ 7482-A	3315676	S	D4HZ 7505-A	6251835
F	C1TZ 7B436-A	K 1566	F	E7HZ 7482-B	20613	S	D4HZ 7505-B	8551837
S	C7TZ 7B436-A	311259 X	F	TGAA 7482-A	206975	F	D4HZ 7505-D	15483
N	D2TZ 7E440-A	312523 X	N	TYAA 7482-A	88319	F		K 1658
N	E0TZ 7E440-A	13048	F	E7HZ 7R482-A	3315704	F		A 3930
W	E0TZ 7E440-B	13924	S	E7HZ 7R482-B	63-47-1	F		A 3680
W	E6TZ 7E440-A	13-45-140 001	N	E0TZ 7D484-A	13705	S	D4HZ 7505-E	9751816 1X
W	E7TZ 7E440-A	13-00-140 003	N	E0TZ 7D484-B	13887	S		9751816
N	E0TZ 7B442-A	1300-140 007	W	E0TZ 7D484-C	13-45-193 003	F	D4HZ 7505-F	15410
S	C6TZ 7A443-A	13728	N	E1TZ 7D484-A	15247	F		A 3713
N	E0TZ 7A443-A	286 D	W	E0HZ 7E487-A	13-38-193 008	F		A 3700
N	E0TZ 7A443-B	61573	S	E4HZ 7K487-A	313475 X	F	D5HZ 7505-A	15616
N	E0TZ 7A443-C	61575	S		313475 1X	F		A 3723
N	E0TZ 7A443-C	13904	F	E7HZ 7K487-A	A 5011	F		A 3722
N	E3TZ 7A443-F	15091	F	E7HZ 7488-A	20700	F	D6HZ 7505-A	A 4344
W	E3TZ 7A443-G	13-50-183 001	F	E8HZ 7K491-A	20450	F	D6HZ 7505-B	A 4342
W	E3TZ 7A443-H	13-50-183 002	F	C1TT 7505-A	13468	S	D7HZ 7505-A	313243
W	E7TZ 7A443-A	13-50-183 002	F		12055	S	D7HZ 7505-B	313249
W	E7TZ 7A443-A	1300-183 017	F		A 3169	F	D8HZ 7505-A	A 4479
W	E8TZ 7A443-C	1300-183 008	F	C1TT 7505-C	9307	F	D8HZ 7505-B	A 4480
S	F0HZ 7A443-A	1300-183 018	S	C1TZ 7505-B	102-C-505	S	D8HZ 7505-C	9751828
S	F0HZ 7A443-B	545126	S	C1TZ 7505-C	312030 X	S	D8HZ 7505-D	975183
S	F0HZ 7A443-C	545125 1	S		8254834	S		312795 X
S	F0HZ 7A443-C	545125 2	S	C1TZ 7505-E	805183	S		312795 X
F	E1HZ 7K449-A	19709	F	C1TZ 7505-F	A 3676	F	D8HZ 7505-E	A 4495
TR	D8HZ 7K453-A	M 10 MN-96	F	C1TZ 7505-ForG	15431	F	D8HZ 7505-F	A 4552
			F	C1TZ 7505-G	A 3691	F	D8HZ 7505-G	A 4551
			F	C6TZ 7505-A	S 1237	S	D9HZ 7505-E	475185
			F		A 3405	S	E0HZ 7505-A	9751815 1X
			F		A 3403	S	E1HZ 7505-A	9751845 1X

**1980/
FORD TRUCK PARTS**

FORD TO MANUFACTURERS' PART NUMBERS

C O D E	FORD PART NUMBER	VENDOR PART NUMBER	C O D E	FORD PART NUMBER	VENDOR PART NUMBER	C O D E	FORD PART NUMBER	VENDOR PART NUMBER
S		9751845	WE	D9HZ 7A508-B	FD 98664	S		127813 2X
S	E1HZ 7505-B	9751846 1X	WE		FD 98664	S	D4HZ 7550-F	127815 1X
S		9751846	WE	D9HZ 7A508-C	FD 99245	S	D4HZ 7550-G	127384 X
F	E1HZ 7505-C	15529	WE		FD 99245	S		127384 1X
F		A 3711	WE	D9HZ 7A508-D	FD 100325	S	D4HZ 7550-H	127385 1X
F		A 3711	WE	E2HZ 7A508-A	XD 3243 13	S	D7HS 7550-AA	101439 1
F	E1HZ 7505-D	A 3400	F	E6HZ 7A508-B	21210	S	D8HZ 7550-E	127386 1X
S	E1HZ 7505-E	9751854 1X	S	C7TZ 7510-A	8051020	S	D8HZ 7550-F	127387 1X
S	E2HZ 7505-A	475184 1X	S	C7TZ 7510-B	8051016	S	D8HZ 7550-G	127273 3X
S	E2HZ 7505-B	6251829 1X	S	D0HZ 7510-A	4651011	S	D8HZ 7550-H	127274 3X
F	E3HZ 7505-A	235651	S	C7TZ 7511-A	310233 X	S	D8HZ 7550-J	127817 2X
S	E4HZ 7505-A	405181 2X	S		129-C-25	S	D8HZ 7550-K	127818 2X
F	E7HZ 7505-A	3316236	F	D8HZ 7B512-A	18561	S	D8HZ 7550-L	127819 1X
F	E7HZ 7505-B	A 5004	SF	D9HZ 7B513-A	213 04 026	S	D8HZ 7550-M	127820 1X
F	E7HZ 7505-C	3316237	S	C6TZ 7515-A	105-C-122	S	D9HZ 7550-A	ED 128049 1X
F	E7HZ 7505-D	A 5207	S	C7TZ 7515-A	105-C-68	S	D9HZ 7550-B	ED 128050 1X
F	E7HZ 7505-E	A 4386	WE	D7US 7L520-AA	F 32212	S	D9HZ 7550-C	128101 1X
F		S 1085	WE	C0TT 7A541-A	F 33445	S	D9HZ 7550-D	128102 1X
S	E7HZ 7505-F	97-518-55 1X	WE	C1TT 7A541-F	F 36763	S	E1HZ 7L558-A	973605
S	E7HZ 7505-G	49-518-4 2X	WE	C8TZ 7A541-B	F 68900	S	E1HZ 7L558-B	973608
F	E8HZ 7505-A	A 5067	WE	D8HZ 7A541-A	F 89198	S	E2HZ 7L558-A	973606
WE	B6TZ 7A507-A	F 31171	WE	C1TT 7A542-A	F 35417	F	E7HZ 7L558-A	3315668
WE	C0TZ 7A507-A	F 36361	WE	C1TT 7A542-B	F 35416	F	E8HZ 7L558-A	22011
WE	C4TZ 7A507-B	F 48486	WE	C8TZ 7A542-A	F 68358	WE	B7C 7560-A	F 19449
WE	C5TZ 7A507-A	F 45966	WE	B8TZ 7A543-A	F 25517	WE	B8Q 7560-A	F 39185
F	C6TZ 7A507-A	14361	WE	C1TT 7A543-D	F 36112	WE	C3TZ 7560-B	F 39146
WE	D8HZ 7A507-A	F 89204	WE	C1TT 7A543-G	F 36764	WE	C3TZ 7560-C	F 39148
WE	D9HZ 7A507-D	FC 98666	WE	D8HZ 7A543-A	FF 89191 D	WE	D8HZ 7560-A	FC 98103
WE	D9HZ 7A507-E	FC 98668	WE	E0HZ 7A543-A	FF 101210	S	C1TT 7563-A	127006 X
WE	D9HZ 7A507-F	FC 99246	B	C6AZ 7548-B	FA 2065 C	S	C3TZ 7563-A	127182 1X
F	E1HZ 7A507-A	19571	B	C6OZ 7548-A	F 1505 C	S	C6TZ 7563-F	127260 2X
F	E1HZ 7A507-B	19459	B	C7AZ 7548-A	FB 1625 C	S	C6TZ 7563-G	127260 3X
F	E4HZ 7A507-A	20490	B	C7AZ 7548-B	FE 2065 C	S	C7TZ 7563-B	127186 X
F	E4HZ 7A507-B	20649	B	C7OZ 7548-B	FC 1625 C	S	C7TZ 7563-C	127476 X
F	C6TZ 7508-A	12815	S	C7TZ 7548-A	1986 X	S		127211 4X
F		230543	F	D7TZ 7548-A	A 4024	S	C7TZ 7563-D	113-C-52
F	C6TZ 7508-B	8677	B	D7TZ 7548-B	A 4024	S	D0HZ 7563-A	127400 1X
F		230544	B	D7TZ 7548-C	A 3641	S	D0HZ 7563-B	127400 2X
F	E3HZ 7508-A	201966	N	D4TZ 7A548-A	13051	S	D1HZ 7563-A	107035 2
WE	B9TZ 7A508-A	F 31170	S	C1TT 7550-A	127047 1X	S	D1HZ 7563-C	107035 5
WE	C2TZ 7A508-A	F 39390	S	C1TZ 7550-A	127048 1X	S	D1HZ 7563-D	107035 5
WE	C3TZ 7A508-C	F 43231	S	C4TZ 7550-B	127261 1X	S	D3HZ 7563-C	127476 2X
WE	C3TZ 7A508-E	F 43233	S	C4TZ 7550-C	127205 1X-2X	S	D4HZ 7563-A	127597 1X
WE	C3TZ 7A508-F	FD 33720	S	C7TZ 7550-C	127801 2X	S	D4HZ 7563-B	127390 1X
WE	C5TZ 7A508-B	F 45964	S	C7TZ 7550-D	127802 2X	S	D4HZ 7563-C	127390 2X
WE	C5TZ 7A508-D	F 48907	S	C7TZ 7550-E	311299 X	S	D4HZ 7563-D	107090 10
WE	C8HZ 7A508-A	F 57791	S	D3HZ 7550-E	127377 1X	S	D4HZ 7563-E	107090 11
F	D0HZ 7A508-A	15419	S	D3HZ 7550-F	127376 1X	S	D4HZ 7563-F	107091 9
F	D1HZ 7A508-A	16960	S	D3HZ 7550-G	127804 1X	S	D4HZ 7563-G	107091 10
F		A 4210	S	D3HZ 7550-H	127803 1X	S	D7HS 7563-AA	101227 3
F	D1HZ 7A508-B	K 1010	S	D4HZ 7550-A	127816 1X	S	D8HZ 7563-A	127790 4X
F		A 4209	S	D4HZ 7550-B	127814 3X	S	D8HZ 7563-B	129390 1X
F	D2HZ 7A508-A	17070	S		127814 2X	S	D8HZ 7563-C	129390 2X
F		A 4208	S	D4HZ 7550-C	127243 2X	S	D8HZ 7563-D	129597 1X
WE	D8HZ 7A508-A	FD 89202 D	S		127243 1X	S	D8HZ 7563-E	127750 2X
WE		FD 89202	S	D4HZ 7550-D	127242 2X	S	D8HZ 7563-F	127750 1X
WE	D9HZ 7A508-A	FD 98663	S		127242 1X	S	D8HZ 7563-H	127790 1X
WE		FD 98663	S	D4HZ 7550-E	127813 3X	S	D9HZ 7563-G	129250 2

**1980/
FORD TRUCK PARTS**

FORD TO MANUFACTURERS' PART NUMBERS

C O D E	FORD PART NUMBER	VENDOR PART NUMBER	C O D E	FORD PART NUMBER	VENDOR PART NUMBER	C O D E	FORD PART NUMBER	VENDOR PART NUMBER
S		129250 2	F	C8TZ 7A619-A	15060	W	8L 7668	R 11-137
S	E1HZ 7563-A	129250 1	S	D3HZ 7A619-A	973521	FM	C2TA 7A668-A	FE 1537 A
S		129250 1	S	D8HZ 7A619-A	633522	FM	C3TZ 7A669-A	26009
F	C1TZ 7564-B	11452	S	E0HZ 7A619-A	473521	FM	C3TZ 7A669-B	26037
S	C1TZ 7564-C	509622	F	E7HZ 7A619-A	20697	W	56H 7670	AR 10B-4
F	C6TZ 7564-A	14507	F	E7HZ 7A619-B	20579	W	8L 7670	AR 11-4
F	C8TZ 7564-A	1565	D	C1TT 7628-A	274-C-6	FM	C2TA 7A670-A	FE 1575
F	D0HZ 7564-A	11453	S	C1TT 7628-B	127123 X	FM	C2TA 7A671-A	FE 1573 A
S	D0HZ 7564-B	32961	F	C1TT 7A628-A	12037	W	8L 7672-A	R 1-9
S	D3HZ 7564-A	22961	F	C1TT 7A628-B	9563	N	D3TZ 7A672-A	94289
S	D4HZ 7564-A	979618 1X	F	C6TZ 7A628-A	14327	N	D4TZ 7A672-A	11553
S	D7HZ 7564-A	46962 1X	F	E1HZ 7A628-A	18114	W	E3TZ 7A672-A	10-00-132 040
S	E2HZ 7564-A	47961 1X	F	B8TZ 7A650-B	58002	S		26-688 X
F	E3HZ 7564-A	206466	W	16H 7653	R 10-6	W	56H 7673	AR 10B-30 A
WE	D7US 7A564-AB	F 97511	W	8L 7653	R 6-6	W	8L 7673	AR 11-30
S	C1TZ 7571-A	4815 X	W	16H 7654	R 10-19	W	C5AZ 7673-A	AR 11-30 C
F	D8HZ 7B577-A	3323	W	8L 7654	R 6-93	FM	C2TA 7A673-A	FE 1539 A
WE	B7C 7578-A	F 26102	S	C1TT 7A654-A	325-S-P	W	16H 7674	R 10-29
WE	B8T 7578-A	F 19433	S	C1TT 7A655-A	500366 12	W	16H 7675	AR 10-46
WE	C1TZ 7578-A	F 33207	W	C9TZ 7656-A	R 11-7 1/2	W	8L 7675	AR 11-46
WE	E0HZ 7578-A	FC 101211	FM	C2TA 7A659-A	02255	W	C5AZ 7675-A	AR 11-46 A
B	B6A 7580-A	1625 A	W	B5A 7660-A	R 10F-8 A	FM	C2TA 7A675-A	FE 1556 A
B	B6Q 7580-A	2255 18	W	B5A 7660-B	R 10F-8 B	W	16H 7676	R 1-46 1/2
B	B6TZ 7580-A	2255 31	W	B7A 7660-A	R 11-8 D	FM	C4TZ 7A676-A	10240
B	B7A 7580-A	1625 T	W	C2OA 7660-A	SK 4357 CJ-8	FM	C2TA 7A677-A	FE 1559
B	C0TZ 7580-A	2065	W	C5AZ 7660-A	R 10L-8 A	FM	C2TA 7A678-A	FE 1541
B	C0TZ 7580-B	2065 31	FM	C2TA 7A660-A	QE 1533	FM	C3TZ 7A678-A	26008
B	C1DZ 7580-A	1505	FM	C2TA 7A660-B	FE 1533 A	W	16H 7679	R 6-177
B	C2TZ 7580-A	2759 28	W	B5A 7661-B	R 10F-146 B	FM	C2TA 7A679-A	FE 1542
S	C7TZ 7590-A	106-C-1141	W	B7A 7661-A	R 11-146 C	FM	C3TZ 7A679-A	26011
S	C7TZ 7590-B	106-C-1142	W	C2OA 7661-A	SK 4357 CJ-146	W	B5A 7680-B	2AR 10E-23
S	C9TZ 7A597-A	127382 X	W	C2OZ 7661-A	R 10L-146 A	W	B7A 7680-A	AR 11-2 BC
B	70 7600-B	203 S	FM	C2TA 7A661-A	QE 1531 X	FM	C2TA 7A680-A	FE 1543
B	7EQ 7600	205 S	FM	C2TA 7A661-B	FE 1531 A	FM	C3TZ 7A680-A	26013
B	C2TZ 7600-A	206 S	W	56H 7662	AR 10B-13	W	8L 7681	R 11-26
B	C2TZ 7600-B	305 S	W	8L 7662	AR 11-13	FM	C2TA 7A681-A	FE 1563
B	C3TZ 7600-B	306 DD	FM	C2TA 7A662-A	QE 1536	FM	C2TA 7A682-A	FE 1553
B	C4TZ 7600-B	FS 1769	FM	C4TZ 7A662-A	21035	W	8L 7683	R 11-25
B	C4TZ 7600-C	205 SS	FM	C2TA 7A663-A	QE 1535	FM	C2TA 7A683-A	FE 1542 2
B	C5TZ 7600-B	6105	FM	C2TA 7A663-B	FE 1535	FM	C3TZ 7A683-A	26012
B	C8TZ 7600-A	206 DD	FM	C2TA 7A664-B	FE 1532	W	8L 7684	R 11-21
F	D0HZ 7B603-A	15593	W	AB 7665-A	4AR 10B-9	FM	C2TA 7A684-A	FE 1546
S	D4HZ 7A605-A	127860 X	W	B7A 7665-A	AR 10B-5	FM	C3TZ 7A684-A	26005
S	D7HZ 7A605-A	127859 X	FM	C2TA 7A665-A	QE 1534	W	16H 7685	R 10-24
S		127859 X	FM	C2TA 7A665-B	FE 1534	FM	C2TA 7A685-A	FE 1554 2
S	D8HZ 7A605-A	127865 X	W	16H 7666-A	R 10-11	FM	C2TA 7A686-A	FE 1554
S		127865 X	W	16H 7666-B	R 10-11 A	FM	C2TA 7A687-A	FE 1558
S	C1TT 7A612-A	198 C8	W	16H 7666-C	R 10-11 B	FM	C2TA 7A688-A	FE 1529 A
S		198 C9	FM	C2TA 7A666-A	FE 1537 2	W	8A 7689	R 10E-71
S	C1TT 7A615-A	128-C-20	W	16H 7667-A	4671	FM	C2TA 7A689-A	FE 1530 A
S	C7TZ 7A615-A	128-C-2	W	16H 7667-B	4671 A	FM	C3TZ 7A689-A	26018
S	E1HZ 7A615-A	97248	W	16H 7667-D	4671 C	W	AB 7690-A	R 10F-15
S	C1TT 7A619-A	803521	W	16H 7667-E	4671 D	W	B7A 7690-A	R 11-15 A
S		290-C-52	W	8A 7667-A	4653 A	W	C2OA 7690-A	SK 4357 CJ-15
S	C1TT 7A619-C	290-C-41	W	8A 7667-B	4653 B	FM	C2TA 7A690-A	FE 1530 1A
F	C6TZ 7A619-A	14310	W	8A 7667-C	4653 C	FM	C3TZ 7A690-A	26019
F	C6TZ 7A619-B	20822	W	B5A 7667-A	4653 D	FM	C2TA 7A691-B	FE 1521
S	C7TZ 7A619-A	290-C-29	W	8A 7668	R 10B-137	FM	C3TZ 7A691-A	26001

**1980/
FORD TRUCK PARTS**

FORD TO MANUFACTURERS' PART NUMBERS

C O D E	FORD PART NUMBER	VENDOR PART NUMBER	C O D E	FORD PART NUMBER	VENDOR PART NUMBER	C O D E	FORD PART NUMBER	VENDOR PART NUMBER			
FM	C4TZ	7A691-A	21059	F	E4HZ	7728-A	240023	S	C4TZ	7813-A	30615
FM	C4TZ	7A691-B	21067	F	E7HZ	7728-A	3315673	F	B8QH	7817-A	2939
FM	C2TA	7A692-A	FE 1522 A	F	E7HZ	7728-B	20693	S	C6TZ	7817-A	82964
FM	C3TZ	7A692-A	26004	F	E7HZ	7728-C	20612	F	C6TZ	7817-B	13243
W	26H	7693	R 7C-18	N	TYAA	7728-A	88312	S	D4HZ	7817-A	70961
FM	C2TA	7A693-A	FE 1524 1	FM	C2TA	7A728-A	FE 1591	S	D5HZ	7817-A	70962 1X
W	8L	7696	R 10B-22	N	D8TZ	7A728-A	13473	N	D4TZ	7917-A	11446
FM	C2TA	7A696-A	QE 1555	FM	C2TA	7A729-A	FE 1560	N	E0TZ	7917-A	13749
FM	C2TA	7A697-A	OE 1723 B	W	B5A	7730-A	R 10F-22 B	N	E0TZ	7917-B	13068
FM	C2TA	7A698-A	10214	FM	C2TA	7A730-A	FE 1562 A	N	E0TZ	7917-C	13746
FM	C2TA	7A699-A	OE 1766 G	F	C1TT	7731-A	11229	N			13738
FM	C2TA	7A700-A	OE 1764 C	FM	C2TA	7A731-A	FE 1568	W	E0TZ	7917-D	13-45-139 004
FM	C2TA	7A701-A	OE 1765 C	FM	C2TZ	7A732-A	20006	W	E0TZ	7917-E	13-45-139 006
FM	C2TA	7A702-A	OE 10147	FM	C3TZ	7A732-A	26040	W			13-45-139 005
F	C3TZ	7A702-A	12751	FM	C2TZ	7A733-A	20028	W	E0TZ	7917-F	T 86-7 1/2
FM	C2TA	7A703-A	OE 1761 A	FM	C2TA	7A734-A	FE 1522 2	N	E1TZ	7917-A	13863
FM	C2TA	7A704-A	OE 1724 A	FM	C2TA	7A737-A	FE 1536 3	W	E3TZ	7917-A	R 6A-7 1/2
FM	C2TA	7A705-A	OE 1732 A	FM	C2TA	7A739-A	FE 1520	W	E3TZ	7917-B	10-00-139 038
FM	C2TA	7A707-A	OE 1742	FM	C2TA	7A740-A	FE 1572	W	E3TZ	7917-C	10-00-139 039
F	C6TZ	7A710-A	14766	FM	C2TZ	7A741-A	FE 1574	W	E3TZ	7917-D	10-00-139 040
W	C2AZ	7713-C	4738 H	FM	C2TA	7A742-A	FE 1576	W	E3TZ	7917-E	10-00-139 041
F	D4HZ	7716-A	17112	FM	C2TA	7A748-A	OE 1762 B	W	E3TZ	7917-F	10-00-139 042
F			K 1023	W	AB	7749-A	AR 10F-2	S			27-29
S	E1HZ	7716-A	330923	W	B8A	7749-A	AR 11-2 K	W	E3TZ	7917-G	4766 B
S	E4HZ	7716-A	404681	W	C1AA	7749-A	AR 11-2 M	W	E6TZ	7917-A	10-00-139 029
F	E6HZ	7716-A	20070	W	C1AA	7749-B	AR 10F-2 B	W	E7TZ	7917-A	1300-139 009
S	E7HZ	7716-A	97-468-2	W	C2OA	7749-A	SK 4357 CJ-2A	W	E7TZ	7917-B	1300-139 010
WE	B7TZ	7A716-A	F 25746	W	C4AZ	7749-A	AR 10L-2 A	W	E7TZ	7917-C	1300-139 027
FM	C2TA	7A716-A	OE 1767	W	C5OZ	7749-A	AR 10L-2 B	W	E7TZ	7917-D	4766
FM	C2TA	7A717-A	10181	W	C5TZ	7749-A	AR 11-2 P	W	E8TZ	7917-A	1300-139 031
FM	C2TA	7A718-A	OE 1733	FM	C2TA	7A749-A	OE 1762 2A	F	C6TZ	7918-A	14337
FM	C2TA	7A719-A	OE 1737	FM	C2TA	7A751-A	OE 1772	F	C8TZ	7918-A	15087
FM	C2TA	7A720-A	OE 1738	FM	C2TA	7A752-A	10215	S	E3HZ	7918-A	9746333
WE	D8HZ	7A720-A	F 89199	FM	C2TA	7A753-A	10154	F	E4HZ	7918-A	19109
S	E4HZ	7721-A	49-324-1	WE	D8HZ	7A753-A	FC 42087	F	E4HZ	7918-B	21036
S			402232	WE	D8HZ	7A753-B	FC 97771 E	F	E7HZ	7918-A	20808
FM	C2TA	7A721-A	OE 1735	FM	C2TA	7A758-A	FE 1523 A	F			20807
FM	C2TA	7A722-A	OE 1734	FM	C3TZ	7A758-A	26002	F			K 1932
FM	C2TA	7A723-A	OE 1736	FM	C3TZ	7A766-A	26042	F	E7HZ	7918-B	20920
FM	C2TA	7A724-A	QE 1561	FM	C2TZ	7A767-A	10137	S	B4Q	7931-A	5546614
FM	C2TA	7A725-A	FE 1564 1	FM	C4TZ	7A768-A	20078	F	B8QH	7931-A	9934
FM	C2TA	7A726-A	FE 1564	FM	C4TZ	7A768-B	20077	S	B8QH	7931-B	6046610
FM	C2TA	7A727-A	FE 1569	W	16H	7769	R 7B-21	S	B8QH	7931-C	604669
S	C1TT	7728-A	330309	FM	C3TZ	7A769-A	26020	S	B4Q	7933-A	5546512
N	C2TZ	7728-A	92772	S	DOHZ	7A771-A	330533	S	B8QH	7933-A	604654
N	C4TZ	7728-A	93748	N	E4TZ	7A771-A	16056	F	C6TZ	7933-A	8458
F	C4TZ	7728-B	13538	N			16056	F	B8QH	7936-A	9926
S	C4TZ	7728-C	974 W	S	C6TZ	7806-A	821182	F	C6TZ	7936-A	7428
S	C4TZ	7728-D	330592	F	DOTZ	7808-A	16388	S	B4Q	7944-A	6022810
F	C5TZ	7728-A	205029	F	E6HZ	7808-A	3312252	S	B4Q	7944-B	6022811
F	C6TZ	7728-A	14282	F	E7HZ	7808-A	16368	S	B4Q	7944-C	6022812
S	C7TZ	7728-A	330631	F	DOHZ	7810-A	13790	S	C3TZ	7944-B	6022813 2
F	C8TZ	7728-A	228316	S	D4HZ	7810-A	8267	S	C3TZ	7944-C	6022813 3
F	C8TZ	7728-B	15169	S	D8HZ	7810-A	9769	S	C3TZ	7944-D	6022813 1
W	C9TZ	7728-A	T 98-84 A	F	E7HZ	7811-A	20873	S	C6TZ	7944-A	732281 1
S	D3HZ	7728-A	330733	F	E7HZ	7811-B	95711	S	C6TZ	7944-B	732281 3
N	D4TZ	7728-A	11558	S	B7QH	7813-A	62623	S	C6TZ	7944-C	732281 2
S	D8HZ	7728-A	330893	S	C1TT	7813-A	8261	F	C6TZ	7944-D	8472

1980/ FORD TRUCK PARTS

CROSS REFERENCE LIST 337

FORD TO MANUFACTURERS' PART NUMBERS

C O D E	FORD PART NUMBER	VENDOR PART NUMBER	C O D E	FORD PART NUMBER	VENDOR PART NUMBER	C O D E	FORD PART NUMBER	VENDOR PART NUMBER
S	C7TZ 7944-A	852281	SF	D0HZ 9B613-L	71D 1567	BL	A0AZ 13466-B	51
S	D3HZ 7944-A	972285 1	SF	D1HZ 9B613-A	18042 9688R	BL	B 13466	63
S	D3HZ 7944-B	972285 2	SF	D1HZ 9B613-B	18043 9688R	BL	B4AZ 13466-A	209
S	D3HZ 7944-C	972285 3	SF	D3HZ 9B613-F	18065 96R	BL	B5AZ 13466-A	89
S	D4HZ 7944-A	852282 1	SF	D8HZ 9B613-AC	18001 96R	BL	B6A 13466-A	57
S		313022 X	SF	D8HZ 9B613-AE	38005 7-88R	BL	B6A 13466-B	1445
S	D4HZ 7944-B	852282 2	SF	D8HZ 9B613-K	77A 3210	BL	B6AZ 13466-A	1003
S	B4Q 7959-A	49-Q-101	SF	D8HZ 9B613-N	18001 96R	BL	B8AZ 13466-A	1816
S	D0HZ 7959-A	49-Q-137	SF	E1HZ 9B613-A	90HL 65R	BL	B9MY 13466-A	1892
S	B8QH 7961-A	330499	SF	E2HZ 9B613-E	18010 96-02R	BL		1892
S	B9T 7961-B	829 W	SF	EOHZ 9B613-A	18050 5011R	BL	B9SZ 13466-A	1891
T	D1TZ 7961-A	2847-Q-849	SF	D0HZ 9C681-C	71D 1568	BL	C0AZ 13466-A	257
F	D4HZ 7961-A	K 1019	SF	E1HZ 9C681-C	3H8SL	BL	C1VY 13466-A	1893
F		A 4074	BW	D1XZ 9961-A	275569	BL		1893
F	D8HZ 7961-A	17504	F	USE S-1542	S 1490	BL	C2AZ 13466-B	158
F	E7HZ 7961-A	20449	B	A8AZ 10094-B	203 DD	BL	C2AZ 13466-C	194
S	B4Q 7969-A	49-Q-100	E		ER 90797	BL	C3AZ 13466-A	1155
S	D0HZ 7969-A	49-Q-138	E	C9ZZ 10094-A	ER 90797	BL	C3AZ 13466-B	1895 (Clear)
SF	D9HZ 8C127-A	4244 6	B	B6A 10095-A	303	BL	C3AZ 13466-C	1157 (Clear)
SF	D9HZ 8C127-B	4244 6	B	B6A 10095-B	200 CC	BL	C3AZ 13466-D	161
SF	D9HZ 8C127-C	4244 6	B	B8C 10095-A	204 DD	BL	C3AZ 13466-E	1157 A(Amber)
SF	D9HZ 8C130-A	4244 16	B	B9AF 10A303-A	304 DD	BL	C3AZ 13466-G	97 1155
SF	D9HZ 8C132-A	4244 8	B	C6TZ 10A303-A	W 306 DD	BL		97
SF	D9HZ 8C132-B	4244 8	B	C3SZ 10A304-A	MNJ 641	BL		9711 55
SF	D9HZ 8260-AF	4244 36	B	C5AZ 10A304-A	MNJ 671	BL	C3DZ 13466-A	1156
SF	D9HZ 8286-AJ	4244 52	B	C6TZ 10A304-A	W 205 CC	BL	C3SZ 13466-A	1004
SF	D9HZ 8286-AK	4244 40	SW	B9A 10847-A	G 426654	BL	C3VY 13466-A	631
SF	D9HZ 8286-AL	4244 48	SW		G 811394	BL	C4SZ 13466-A	256
F	B7A 8287-A	14453	SW	B9A 10850-A	P 369 X	BL	C4SZ 13466-B	1895 G(Green)
F	USE 8287	13169	SW	C6TZ 10850-B	690 M	BL	C4SZ 13466-C	53
S	8A 8287	312595	SW	C6TZ 10883-E	692 P89"	BL	C5TZ 13466-A	1232
S	B7A 8287-A	330758	SW		692 P109"	BL		1178
S	B7A 8287-B	330831	SW	C6TZ 10883-F	692 R145"	BL	C5VY 13466-A	1195
SF	D9HZ 8497-A	213 10 036	SW		692 P145"	BL	C5ZZ 13466-A	1142
SF	D9HZ 8497-B	213 10 088	SW		692 P126"	BL	C6MY 13466-A	1196
SF	D9HZ 8497-C	213 08 030	SW	C6TZ 10C911-A	692 N121"	BL	C6SZ 13466-A	90
SF	D9HZ 8497-D	213 10 050	SW	C6TZ 10C911-C	692 N154"	BL	C6VY 13466-A	212 1
B	7RA 8530-B	202 YY	SW		692 N145"	BL	C7SZ 13466-A	211 1
B	D4FZ 8530-A	NKN 2592	BL	B5AF 13007-A	6006	BL	C7SZ 13466-B	168
BW	E6HZ 8A627-A	104758	BL		5040	BL	C7TZ 13466-A	1095
BW	E6HZ 8A627-B	104767	BL	B8AZ 13007-A	4002	BL	C8MY 13466-A	97 NA
BW	E6HZ 8A627-C	104773	BL	B8AZ 13007-B	4001	BL	C8SZ 13466-A	168 A
BW	E6HZ 8A627-D	104750	BL	C0DZ 13007-A	6012	BL	C8TZ 13466-A	1157
BW	E6HZ 8A627-E	104761	BL		5400	BL	C8VY 13466-A	97 A
BW	E6HZ 8A627-F	104764	BL	C8HZ 13007-A	6013	BL	C8ZZ 13466-A	1178 A
BW	E6HZ 8A627-G	104923	SG	D4HZ 13318-A	399294	BL	C9AZ 13466-A	1157 A(Amber)
BW	E6HZ 8A627-H	104751	SG	D4HZ 13341-A	7800482	BL	C9DZ 13466-A	194 A
SW	C1TZ 9270-A	367 C	BL	8A 13464-A	82	BL	C9MY 13466-A	1157 NA(Amber)
SW	C6TZ 9273-B	691 S	BL	11A 13465-A	1154	BL	C9SZ 13466-A	1293
SF	E2HZ 9B278-A	213206 4S 0780	BL	B 13465	1129	BL	D0AZ 13466-A	105
SW	C6TZ 9280-B	616 F	BL	B6A 13465-A	1034	BL	D0ZZ 13466-A	562
SW	C6TZ 9F280-A	366 NN	BL	B6A 13465-B	1073	BL	D1AZ 13466-A	561
SG	C8AZ 9C429-A	7801662	BL	B8E 13465-A	1141	BL	D1FZ 13466-B	211 2
SG	C8TZ 9B457-A	7801353	BL	C1TB 13465-A	1076	BL	D2SZ 13466-A	214 2
SG	D4TZ 9C472-A	7813409	BL	C1TF 13465-A	68	BL	D2TZ 13466-A	1815
SG	D4TZ 9C475-A	7816979	BL	O9B 13466-A	67	BL	D3AZ 13466-A	1295
SG	C8AZ 9A486-C	7817615	BL	78 13466	55	BL	D4AZ 13466-A	37
SG	D5RY 9A486-A	7817813	BL	A0AZ 13466-A	81	BL	D4MY 13466-A	212 2

**1980/
FORD TRUCK PARTS**

FORD TO MANUFACTURERS' PART NUMBERS

C O D E	FORD		V E N D O R	C O D E	FORD		V E N D O R	C O D E	FORD		V E N D O R
	PART NUMBER	PART NUMBER			PART NUMBER	PART NUMBER			PART NUMBER	PART NUMBER	
BL	D9HZ	13466-A	573	SW	B9T	17262-D	428793	SW	C1TT	17285-Y	447492
BW	8QH	13480	223665	SW	C5AZ	17262-B	366 NM	SW	C1TT	17285-Z	447493
BW	C8TZ	13480-D	281736	W	E7TZ	17264-A	1356-014 002	N	C2OZ	17285-D	96738
BW	C9TZ	13480-A	283012	W	E0TZ	17269-A	13-45-241 001	SW	C2TZ	17285-F	447479
BL	B7A	13799-A	93	W			13-45-241 001	SW	C2TZ	17285-G	447480
W	E4AZ	14A206-A	13-50-056 003	SW	C1TF	17A270-A	778 E	SW	C3TZ	17285-A	447484
W	E7TZ	14A206-B	1356-056 003	SW	C6TZ	17A270-A	778 K	N			11392
RG	B7T	14308-A	40233	SW	C6TZ	17A270-B	667 SX1.000	SW	C3TZ	17285-B	447485
W	E4DZ	14A468-B	13-50-140 009	SW	C6TZ	17A270-C	777 X0.8000	SW	C3TZ	17285-C	447486
PL	D8HZ	15200-C	2470	SW	C6TZ	17A270-D	778 K1.000	N	C4DZ	17285-A	99907
BL	DOUZ	15220-A	4436 R	SW	C7TZ	17A270-A	649 X1.000	S	C6TZ	17285-A	184529
BL	D3HZ	15220-A	4421	SW			649 C1.000	SW	C6TZ	17285-B	447606
BL	D3UZ	15220-A	4633 R	SW	C7TZ	17A270-B	411335	SW	C6TZ	17285-C	447607
PL	D3HZ	15A236-A	200T5	SW	C7TZ	17A270-C	652 X0.500	SW	C6TZ	17285-D	447608
PL	D3HZ	15A238-A	2004	SW	C7TZ	17A270-D	652 X0.400	SW	C6TZ	17285-E	447609
PL	D3HZ	15K243-A	2007 200T-7A	SW	C8TZ	17A270-A	652 XR0.500	SW	C6TZ	17285-F	447610
BL	6A	15330	4515	SW	C8TZ	17A270-C	651 BR1.000	SW	C6TZ	17285-G	447611
BL	8C	15330	4535	SW	C9HZ	17A270-B	778 RO.4545	SW	C6TZ	17285-K	447625
BL	B6A	15330-A	4416	SW	D0HZ	17A270-A	ES-Q 18552	SW	C6TZ	17285-L	447630
BL	B6A	15330-B	4405	SW	D1HZ	17A270-A	667 AF	SW	C6TZ	17285-M	447628
BL	B6C	15330-A	4435	SW	7EQ	17271-A	448203	SW	C6TZ	17285-N	447627
W	C9TZ	15520-C	AT 19-102	SW	7EQ	17271-B	448204	SW	C6TZ	17285-R	447626
F	E6HZ	15520-B	3315631	SW	7EQ	17271-C	448205	SW	C6TZ	17285-S	447629
PH	EOHZ	17A056-B	108288	SW	7EQH	17271	448206	S	C7TZ	17285-A	23452 S
T	D1TZ	17K253-A	1199-M-1105	SW	C0AA	17271-L	448533	SW	C7TZ	17285-B	447594
SW	B9AF	17A254-A	428272	SW	C0AA	17271-M	448535	SW	C7TZ	17285-C	447592
SW	B1TZ	17255-A	565 AN	SW	C0AA	17271-N	448534	SW	C7TZ	17285-D	447567
SW	B1TZ	17255-B	565 AP	SW	C0AA	17271-R	448536	SW	C7TZ	17285-E	447455
SW	B6C	17255-E	P 565 DN	SW	C8TZ	17271-A	426531	SW	C7TZ	17285-F	447412
SW	B7T	17255-A	P 565 EC	SW	D1TZ	17271-A	EX 36042 B	SW	C7TZ	17285-G	447417
SW	C6TZ	17255-G	550 AJ	SW	D1TZ	17271-B	448505	SW	C8HZ	17285-A	447659
SW	C7TZ	17255-M	550 BC	SW	D1TZ	17271-C	448581	SW	C8HZ	17285-B	447660
SW	C7TZ	17255-R	550 BB	SW	B8QH	17285-A	447387	SW	C8HZ	17285-C	447661
SW	FAD	17255-C	565 BN	SW	B8QH	17285-B	447414	SW	C8HZ	17285-D	447662
SW	C8TZ	17A259-A	101452	SW	B8T	17285-A	447386	SW	C8HZ	17285-E	447663
SW	8W	17260-A	446070 P-103"	SW			447336	SW	C8TZ	17285-A	SW 54
SW	A9A	17260-A	417505 P	SW	B9TT	17285-B	447431	SW	C8TZ	17285-B	SW 53
SW	B7C	17260-A	446229 P-68"	SW			447430	T	D1TZ	17285-B	1898-S-799
SW	B7C	17260-F	446229 P-64"	SW	C0TP	17285-A	447454	N	D3TZ	17285-A	11392
SW	B7J	17260-A	446229 P-94"	SW	C0TT	17285-A	447437	SW	D4HZ	17285-A	447701
SW	B7J	17260-B	446231 P-88"	SW	C1TT	17285-A	447474	SW	D4HZ	17285-B	447702
SW	C1SF	17260-A	446304 P-53"	SW	C1TT	17285-AA	447494	SW	D4HZ	17285-C	447703
SW	C1TF	17260-C	446315 P-74"	SW	C1TT	17285-AB	447495	SW	D4HZ	17285-D	447704
SW	C2DZ	17260-J	446416 P-62 1/2"	SW	C1TT	17285-AC	447496	SW	D4HZ	17285-E	447705
SW	C3TZ	17260-Y	446430 P-77"	SW	C1TT	17285-AD	447497	SW	D4HZ	17285-F	EX 36393 E
SW	C5OZ	17260-A	446583 62"	SW	C1TT	17285-AE	447499	SW	D4HZ	17285-G	EX 36393 F
SW	C6DZ	17260-B	446661 P-58 1/4"	SW	C1TT	17285-B	447475	SW	D4HZ	17285-H	EX 36393 D
SW	C7DZ	17260-A	446742 70 1/4"	SW	C1TT	17285-C	447476	SW	D4HZ	17285-J	EX 36393 B
SW	C7DZ	17260-B	446724 55"	SW	C1TT	17285-D	447477	SW	D4HZ	17285-K	EX 36393 C
SW	C7GY	17260-A	446720 74 1/4"	SW	C1TT	17285-E	447478	SW	D4HZ	17285-L	447725
SW	C7OZ	17260-B	446725 58 1/4"	SW	C1TT	17285-H	447481	SW	D4HZ	17285-M	447727
SW			446723 62 1/4"	SW	C1TT	17285-J	447482	F	D4HZ	17285-N	86118
SW			446722 58"	SW	C1TT	17285-K	447483	SW			447721
SW			446721 60 1/4"	SW	C1TT	17285-R	447487	SW	D4HZ	17285-P	447722
SW	C7TZ	17260-N	446755 140"	SW	C1TT	17285-S	447488	SW	D4HZ	17285-R	447723
SW	C7TZ	17260-Y	446756 140"	SW	C1TT	17285-T	447489	F	D4HZ	17285-S	86120
SW	B9AZ	17262-A	366 JS	SW	C1TT	17285-U	447490	SW			447724
SW	B9AZ	17262-B	366 LN	SW	C1TT	17285-V	447491	SW	D4HZ	17285-T	447726

**1980/
FORD TRUCK PARTS**

CROSS REFERENCE LIST 339

FORD TO MANUFACTURERS' PART NUMBERS

C O D E	FORD PART NUMBER	VENDOR PART NUMBER	C O D E	FORD PART NUMBER	VENDOR PART NUMBER	C O D E	FORD PART NUMBER	VENDOR PART NUMBER			
N	D4TZ	17285-A	11984	SW D3HZ	17294-F	777	AL0.8000	SW EOHZ	17294-CE	777	AL1.5000
N	D5TZ	17285-A	13172	SW D3HZ	17294-G	777	AL0.6617	MT		TB2525	1.5000
W	E0TZ	17285-C	13-45-110 002	SW D3TZ	17294-A	777	AL0.9000	SW EOHZ	17294-CG	777	AL0.7333
W	E3TZ	17285-B	13-50-110 001	SW D4TZ	17294-A	675	EBO.7333	MT		TB2525	0.7333
W	E5TZ	17285-B	13-45-110 003	SW D8HZ	17294-A	667	MX1.000	SW EOHZ	17294-CH	777	AL0.6037
F	E6HZ	17285-A	3314356	SW D8HZ	17294-B	666	S0.8653	MT		TB2525	0.6037
F	E7HZ	17285-A	86301	SW D8HZ	17294-C	666	S0.8888	SW EOHZ	17294-CJ	777	AL0.8319
F	E7HZ	17285-B	3314685	SW D8HZ	17294-D	666	S0.8974	MT		TB2525	0.8319
F	E7HZ	17285-D	3316283	SW D8HZ	17294-E	666	S1.0500	SW EOHZ	17294-CK	777	AL0.9743
S	E8HZ	17285-A	63-452-3	SW D8HZ	17294-G	666	S1.2020	MT		TB2525	0.9743
S	F0HZ	17285-A	97-452-19	SW D8HZ	17294-H	666	S1.3636	SW EOHZ	17294-CL	777	AL1.0263
SW	TGAA	17285-A	447257	SW D8HZ	17294-J	666	S1.6152	MT		TB2525	1.0263
SW	TGAA	17285-B	447268	SW D8HZ	17294-K	778	A	SW EOHZ	17294-CM	777	AL0.5000
SW	TGAA	17285-C	447291	SW D9HZ	17294-F	666	S1.1111	MT		TB2525	0.5000
SW	TVAA	17285-A	447276	SW EOHZ	17294-AA	777	AL0.6740	SW EOHZ	17294-CN	777	AL1.6152
SW	TVAA	17285-B	447277	MT		TB2525	0.6740	MT		TB2525	1.6152
F	C1TT	17288-B	5946	SW EOHZ	17294-AB	777	AL0.7222	SW EOHZ	17294-CR	777	AL0.6666
W	C5TZ	17288-A	4652 JJ	MT		TB2525	0.7222	MT		TB2525	0.6666
T	D1TZ	17288-B	1844-J-166	SW EOHZ	17294-AC	777	AL0.6617	SW EOHZ	17294-CS	666	S1.3636
W	E3TZ	17291-A	10-00-053 017	MT		TB2525	0.6617	MT		TA2525	1.5555
W	E7TZ	17291-A	1356-053 003	SW EOHZ	17294-AE	777	AL1.3077	MT EOHZ	17294-CT	TA2525	1.2500
W	E0TZ	17292-A	13-45-014 002	MT		TB2525	1.3077	SW		666	S1.2500
SW	B7T	17294-A	779 D	SW EOHZ	17294-AF	777	AL1.2020	SW EOHZ	17294-D	777	AL1.0370
SW	C0TZ	17294-A	667 W0.937	MT		TB2525	1.2020	MT		TB2525	1.0370
SW	C0TZ	17294-B	667 W1.077	SW EOHZ	17294-AG	777	AL1.0500	SW EOHZ	17294-E	777	AL1.0961
SW	C1TZ	17294-A	666 F0.8626	MT		TB2525	1.0500	MT		TB2525	1.0961
SW	C2TZ	17294-C	675 DR1.363	SW EOHZ	17294-AH	777	AL1.0181	SW EOHZ	17294-F	777	AL1.1763
SW	C2TZ	17294-D	675 DS1.200	MT		TB2525	1.0181	MT		TB2525	1.1763
SW	C2TZ	17294-E	675 DT0.8947	SW EOHZ	17294-AJ	777	AL1.4400	SW EOHZ	17294-G	777	AL1.1890
SW	C4TZ	17294-A	779 AA	MT		TB2525	1.4400	MT		TB2525	1.1890
SW	C4TZ	17294-B	779 AA	SW EOHZ	17294-AK	777	AL1.3636	SW EOHZ	17294-H	777	AL0.9122
SW	C5TZ	17294-A	667 W1.200	MT		TB2525	1.3636	MT		TB2525	0.9122
SW	C5TZ	17294-B	675 DX1.500	SW EOHZ	17294-AL	777	AL1.3313	SW EOHZ	17294-J	777	AL0.9183
SW	C5TZ	17294-C	675 DY1.625	MT		TB2525	1.3313	MT		TB2525	0.9183
SW	C7TZ	17294-B	Q 18512 0.4762	SW EOHZ	17294-AM	777	AL1.3235	SW EOHZ	17294-K	777	AL0.8653
SW	C7TZ	17294-C	Q 18512 0.455	MT		TB2525	1.3235	MT		TB2525	0.8653
SW	C9HZ	17294-G	777 AL0.5000	SW EOHZ	17294-AN	777	AL1.0888	SW EOHZ	17294-L	777	AL0.8797
SW			777 F0.500	MT		TB2525	1.0888	MT		TB2525	0.8797
SW	C9TZ	17294-A	675 EA	SW EOHZ	17294-AR	777	AL1.2500	E		109453	
SW	D0HZ	17294-E	ES 407010	MT		TB2525	1.2500	SW EOHZ	17294-M	777	AL1.0090
SW	D1TZ	17294-B	675 EBO.6857	SW EOHZ	17294-AS	777	AL1.1555	MT		TB2525	1.0090
SW	D1TZ	17294-C	675 EBO.8653	MT		TB2525	1.1555	SW EOHZ	17294-R	777	AL0.888
SW	D1TZ	17294-D	675 EBO.8750	SW EOHZ	17294-B	777	AL1.3393	MT		TB2525	0.8888
SW	D1TZ	17294-E	675 EBO.9143	MT		TB2525	1.3393	SW EOHZ	17294-S	777	AL0.9908
SW	D1TZ	17294-F	675 EB1.1471	MT EOHZ	17294-BC	TA2525	1.2020	MT		TB2525	0.9908
SW	D1TZ	17294-G	675 EBO.6857	SW		666	S1.2020	SW EOHZ	17294-T	777	AL0.8723
SW	D1TZ	17294-H	675 EBO.8653	SW EOHZ	17294-BD	666	S1.3636	MT		TB2525	0.8723
SW	D1TZ	17294-J	675 EBO.8750	MT		TA2525	1.3636	SW EOHZ	17294-U	777	AL0.8000
SW	D1TZ	17294-K	675 EBO.9143	SW EOHZ	17294-BE	666	S1.6152	MT		TB2525	0.8000
SW	D1TZ	17294-L	675 EB1.1471	MT		TA2525	1.6152	SW EOHZ	17294-V	777	AL0.8241
SW	D2HS	17294-FA	666 B1.2020	SW EOHZ	17294-BG	777	AL1.2000	MT		TB2525	0.8241
SW	D2HS	17294-SA	777 B1.0714	MT		TB2525	1.2000	SW EOHZ	17294-Y	777	AL0.9000
SW	D2HZ	17294-A	777 AL0.0588	SW EOHZ	17294-C	777	AL1.2133	MT		TB2525	0.9000
SW	D2HZ	17294-B	777 AL0.4561	MT		TB2525	1.2133	SW EOHZ	17294-Z	777	AL0.7647
SW	D2HZ	17294-C	777 AL0.4761	SW EOHZ	17294-CC	777	AL1.1111	MT		TB2525	0.7647
SW	D2TZ	17294-A	777 AL1.1111	MT		TB2525	1.1111	CM E1HZ	17294-D	1B	1047 .7466
SW	D2TZ	17294-B	777 AL1.3000	SW EOHZ	17294-CD	777	AL1.3000	MT E3HZ	17294-A	TB2525	1.7515
SW	D3HZ	17294-E	777 AL0.7647	MT		TB2525	1.3000	CM E3HZ	17294-B	1B	10471 .8095

July, 1989

COPYRIGHT © 1989 — FORD MOTOR COMPANY — DEARBORN, MICHIGAN

New Issue

**1980/
FORD TRUCK PARTS**

FORD TO MANUFACTURERS' PART NUMBERS

C O D E	FORD		C O D E	FORD		C O D E	FORD						
	PART NUMBER	VENDOR PART NUMBER		PART NUMBER	VENDOR PART NUMBER		PART NUMBER	VENDOR PART NUMBER					
CM	E3HZ	17294-C	1B	10471	1.4615	SW	C2TZ	17322-AM	448751	SW	D2TZ	17322-A	890117
CM	E3HZ	17294-D	1B	10471	1.8000	SW	C2TZ	17322-AR	448756	SW	D2TZ	17322-B	890118
CM	E4HZ	17294-A	1B	10471	1.4835	SW	C2TZ	17322-AS	448757	SW	D2TZ	17322-C	890119
CM	E4HZ	17294-B	1B	10471	1.5454	SW	C2TZ	17322-AT	448758	SW	D2TZ	17322-D	890120
CM	E4HZ	17294-C	1B	10471	1.6863	SW	C6TZ	17322-A	890008	SW	D4HZ	17322-A	890210
CM	E4HZ	17294-D	1B	10471	1.7307	SW	C6TZ	17322-AA	890060	SW	D4HZ	17322-B	890211
SW	E4TZ	17294-A	ES	777	AF0.9615	SW	C6TZ	17322-AB	890059	SW	D4HZ	17322-C	890212
SW	C6TZ	17297-A		78744		SW	C6TZ	17322-AC	890058	SW	D4HZ	17322-D	890213
F	C8TZ	17297-A		3316225		SW	C6TZ	17322-AD	890056	SW	D4HZ	17322-E	890214
SW	D1TZ	17297-A		93250		SW	C6TZ	17322-AE	890065	SW	D4HZ	17322-F	890215
SW	B6T	17322-A		448491		SW	C6TZ	17322-AF	890064	SW	D4HZ	17322-G	890216
SW	B7A	17322-W		448538		SW	C6TZ	17322-AG	890063	SW	D4HZ	17322-H	890217
SW	B7C	17322-D		448504		SW	C6TZ	17322-AH	890062	SW	D4HZ	17322-J	890218
SW	B8T	17322-A		448583		SW	C6TZ	17322-AJ	890061	SW	D4HZ	17322-K	890219
SW	B8T	17322-B		448584		SW	C6TZ	17322-B	890009	SW	D4HZ	17322-L	890220
SW	B8T	17322-C		448585		SW	C6TZ	17322-C	890010	SW	D4HZ	17322-M	890221
SW	B8T	17322-D		448586		SW	C6TZ	17322-D	890011	SW	D4HZ	17322-N	890222
SW	B8T	17322-E		448587		SW	C6TZ	17322-E	890012	SW	TGAA	17322-A	448375
SW	B9TT	17322-B		448652		SW	C6TZ	17322-F	890013	SW	TGAA	17322-B	448374
SW	B9TT	17322-C		448651		SW	C6TZ	17322-G	890014	SW	TGAA	17322-C	448376
SW	C0TT	17322-D		448715		SW	C6TZ	17322-H	890016	SW	TGAA	17322-D	448373
SW	C0TT	17322-E		448716		SW	C6TZ	17322-J	890018	F	B8QH	17323-A	7992
SW	C0TT	17322-F		448717		SW	C6TZ	17322-K	890019	S	D3HZ	17A324-A	97377
SW	C1TT	17322-A		448732		SW	C6TZ	17322-L	890020	W	E3TZ	17B336-A	13-90-056 002
SW	C1TT	17322-AA		448755		SW	C6TZ	17322-M	890021	W	E4TZ	17B336-A	13-00-056 001
SW	C1TT	17322-AC		448760		SW	C6TZ	17322-N	890022	F	E7HZ	17341-A	20192
SW	C1TT	17322-AD		448761		SW	C6TZ	17322-R	890023	SW	B6Q	17360-B	567 BB
SW	C1TT	17322-AE		448765		SW	C6TZ	17322-S	890051	SW	C0TF	17360-G	P 556 F
SW	C1TT	17322-AF		448766		SW	C6TZ	17322-T	890054	SW	C3TZ	17360-A	556 N
SW	C1TT	17322-AG		448767		SW	C6TZ	17322-U	890053	SW	C3TZ	17360-B	P 556 P
SW	C1TT	17322-AJ		448772		SW	C6TZ	17322-V	890057	SW	C3TZ	17360-C	556 S
SW	C1TT	17322-AK		448773		SW	C6TZ	17322-Y	890066	SW	C3TZ	17360-D	556 R
SW	C1TT	17322-AY		448764		SW	C6TZ	17322-Z	890055	SW	C3TZ	17360-E	556 M
SW	C1TT	17322-AZ		448768		SW	C7TZ	17322-A	819250	SW	C3TZ	17360-F	551 PA
SW	C1TT	17322-B		448733		SW	C7TZ	17322-C	819495	SW	C6TZ	17360-A	551 LF
SW	C1TT	17322-BA		448769		SW	C7TZ	17322-D	448789	SW	C7TZ	17360-A	556 W
SW	C1TT	17322-BB		448770		SW	C7TZ	17322-E	448788	SW	C7TZ	17360-B	551 MY
SW	C1TT	17322-BD		448775		SW	C7TZ	17322-F	448787	SW	C7TZ	17360-C	556 X
SW	C1TT	17322-BE		448776		SW	C7TZ	17322-G	448620	SW	D8HZ	17360-A	Q 20679 A
SW	C1TT	17322-BF		448782		SW	C7TZ	17322-H	448619	SW	D8HZ	17360-C	481 AH
SW	C1TT	17322-C		448734		SW	C7TZ	17322-J	448618	SW	B7Q	17365-B	446226 P-43"
SW	C1TT	17322-D		448735		SW	C7TZ	17322-K	448632	SW	C6TZ	17373-A	818417 P
SW	C1TT	17322-E		448736		SW	C7TZ	17322-L	448631	SW	FAA	17374-A	448420
SW	C1TT	17322-F		448737		SW	C7TZ	17322-M	448630	F	E7HZ	17385-A	3316160
SW	C1TT	17322-G		448738		SW	C8HZ	17322-A	890122	F	E7HZ	17385-B	20971
SW	C1TT	17322-H		448739		SW	C8HZ	17322-B	890123	F	E7HZ	17385-C	21558
SW	C1TT	17322-J		448740		SW	C8HZ	17322-C	890124	F	E7HZ	17385-D	21555
SW	C1TT	17322-K		448741		SW	C8HZ	17322-D	890125	F	E7HZ	17385-F	20783
SW	C1TT	17322-L		448742		SW	C8HZ	17322-E	890126	S	E7HZ	17385-G	53-452-6
SW	C1TT	17322-M		448743		SW	C8HZ	17322-F	890127	S			53-452-6
SW	C1TT	17322-R		448745		SW	C8HZ	17322-G	890128	F	E8HZ	17385-A	21130
SW	C1TT	17322-S		448746		SW	C8HZ	17322-H	890129	BW	C1TB	17B497-A	275414
SW	C1TT	17322-T		448747		SW	C8HZ	17322-J	890130	BW	C1TB	17B497-B	224317
SW	C1TT	17322-U		448748		SW	C8HZ	17322-K	890131	SF	D9HZ	18472-B	4244 10
SW	C1TT	17322-V		448749		SW	C8HZ	17322-L	890132	SF	D9HZ	18472-C	4244 10
SW	C1TT	17322-Y		448753		SW	C8HZ	17322-M	890133	SF	D9HZ	18472-D	4244 12
SW	C1TT	17322-Z		448754		SW	C8TZ	17322-A	Q 18013 A	SF	D9HZ	18472-F	4244 16
SW	C2TZ	17322-AL		448750		SW	D0HZ	17322-A	823166	SF	DOHZ	18472-N	KH 13

1980/ FORD TRUCK PARTS

CROSS REFERENCE LIST 341

FORD TO MANUFACTURERS' PART NUMBERS

C O D E	FORD PART NUMBER	VENDOR PART NUMBER	C O D E	FORD PART NUMBER	VENDOR PART NUMBER	C O D E	FORD PART NUMBER	VENDOR PART NUMBER
S	D6AZ 19562-A	545056	T	TGBD 22310-A	2797-S-19	E	34671-S8	45X 29
W	D6AZ 19562-B	10-00-041 002	T	24682-S	S 757 S	S		500371 4
S	E1FZ 19562-A	10-00-041 002	E	25299-S8	33838	T		N 17
S		545056 7	T	25942-S	S 769	H	34674-S	17342
S		545056 6	E	D9HZ 26212-A	671417	T	34675-S8	N 112
S		545056 5	S	31489-S8	31424	T	34677-S	N 114
S		545056 4	T	31519-S	9X 18	T	34749-S	WA 38
S		545056 3	T	31526-S8	9X 17	E	34793-S2	90415
T	20303-S	3X 59	T	TGCB 33127-A	7-X-58	S		500356 12
T	20310-S8	S 254	T	TGCB 33127-B	7-X-60	S		36526
T	20312-S7-8	S 264	T		7-X-59	S	34797-S2	500357 17
T	20326-S7	S 255	E	AE 33542-A	ER 91017	T	34805-S8	WA 14
S		30238	E	B5A 33547-A	ER 8312	F		4E 04
S	20326-S7-8	500397 6	E	B6QW 33549-A	ER 8311	F	34806-S7	5E 05
F	20326-S8	1C 516	E	LA 33618-A	ER 8281	T	34806-S7-13	WA 15
F	20328-S	239613	E	B5A 33621-A	ER 91231	E	34807-S8	90655
F	20328-S8	239611	E	B8E 33627-A	ER 7621	N	34807-S	423351
F		208261	E	D8HZ 33627-A	ER 7881	E	34807-S8	90421
N		423351	E	LA 33633-A	ER 90880 11/16	T		WA 16
E	20346-S8	91385	F		X1 401	E	34808-S8	75X 40
E	20348-S8	10X 10	T		N 34	S		500357 12
E	20350-S	45170	E		33799-58	T		WA 17
RG		3060	T		33799-S7	T		1229-E-1461
T	20366-S8	S 257	S		33800	S	34809-S	500357 12
T	20367-S	S 157	E		33800-S2	E	34809-S8	90414
T	20368-S	S 267	E		33800-S8	W		21867 J
F	20368-S2	239611	T		33825-S	T		WA 18
T	20389-S8	S 168	T		33838-S	T		1229-P-1524
F	20393-S	X7 802	F		33845-S8	H		17341
F		8S 435	E		33846-S	E	34810-S7-8	90417
T	20408-S7	S 269	E		33848-S8	E		90X 5
T	20413-S7-8	S 189	T		33850-S2	T		WA 19
T	20428-S8	S 2610	S		33850-S7-8	T		1229-Q-1525
S	20430-S8	1043 D	E		33850-S8	H	34811-S	BE 15784
T	20432-S8	S 2810	T		33871-S18	F		4E 10
T	20433-S	S 1810	T		33883-S	E	34811-S2	90422
T	20449-S	S 1611	T		33884-S8	T		WA 110
T	20452-S	S 2811	S		33893-S	T		229-F-1149
W	20452-S8	179884	E		33896-S8	T	34813-S	WA 112
T	20453-S	S 1811	E		33923-S	H	34813-S38	17339
S	20468-S8	500398 14	S		33925-S	T	34814-S	WA 114
T	20469-S8	S 1612	RG		33943-S8	T	34815-S	WA 116
T	20471-S7	S 1712	H			E	34825-S	90X 7
N	20472-S	181164	T		33946-S	T	34826-S	WA 25
S	20472-S7	500400 14	T		33987-S18	T	34827-S	WA 26
T	20473-S8	S 1812	T		34030-S8	E		90X 9
T	20489-S	S 1613 P	S		34032-S	T	34833-S	WA 212
T	20511-S8	A 1814	T		34032-S7	E	34846-S	90371
T	20517-S	S 1715	T			S	34847-S	500358 11
E	20521-S8	79241	T		34033-S18	E	34847-S8	90416
T	20539-S8	S 1818	T		34034-S18	T	34853-S7	WA 412
T	20557-S	S 1824	E		34399-S8	E	34908-S	10748
T	20559-S8	S 1826	S		34424-S7	T	34940-S7-8	1229-R-512
E	20690-S	10809	T			S	34941-S	500362 10
E	20836	21640	T		34445-S7-8	T	34941-S7	1229-R-2592 S
E	21044-S8	10X 129	T			T	34942-S	1229-T-514
T	21098-S	S 2920	T		34447-S2	T	34943-S	1229-U-515
T	8QH 22037-A	1199-E-1357	T		34670-S8	E	34943-S7	28492

July, 1989

COPYRIGHT © 1989 — FORD MOTOR COMPANY — DEARBORN, MICHIGAN

New Issue

1980/
FORD TRUCK PARTS

FORD TO MANUFACTURERS' PART NUMBERS

C O D E	FORD PART NUMBER	VENDOR PART NUMBER	C O D E	FORD PART NUMBER	VENDOR PART NUMBER	C O D E	FORD PART NUMBER	VENDOR PART NUMBER
T	34944-S2	1229-V-516	T	60534-S	RV 1611	W	87020-S94	4804 M
E	34944-S7	35112	T	60535-S	RV 1711	S	87024-S91	31789
E	34945-S	28571	T	60536-S	RV 1811	N	87036-S94	11509
T		1229-W-517	T	60546-S	RV 1612	T	87042-S91	2297-L-844
T	34947-S	1229-V-516 S	T	60592-S	RV 1816	T	87046-S91	2297-J-842
T	34948-S	1229-K-557	T	63407-S	17X 161	F	87053-S	13571
T	36094-S	S 768 S	T	64665-S	RV 376	T	87065-S91	2208-T-280
E	37219-S91	78816	T	64696-S	RV 377	E	87615-S	65X 1
RG	E0HZ 38676-A	K 65918 1603	N	67554-S7	11798	N	87653-S	438159
W	40914-S	09411592	N	67557-S	9422127	S		500114
T	42771-S	A2X 19	F	71553-S	21652	E	87675-S	90898
F	42998-S8	8L 612	T	72009-S	K 235	E		19P 4
E	43000-S2	ER 97125	T	72016-S8	K 236	E	87708-S	28325
F	43514-S8	233128	T	72035-S7-8	K 248	S		500114
N	44726-S2	15142	S		500024 8	F		X12 205
S	44727-S8	300365 26	S		500024 5	E		34899
E	44730-S8	78401	S	72035-S8	500024 4	T	87710-S	P 26
S	44742-S8	500362 10	T	72036-S7-8	K 258	W	87743-S101	103865
H	44750-S8	AE 22962 2	E	72046-S7	90852	T	87812-S	P 216
S	44878-S2	231749	T	72053-S	K 2410	S	87837-S	545022
F	44879-S2	239436	T	72054-S	K 2510	T	87901-S8	1199-N-1860
T	45302-S	N 512	E	72057-S	13P 31	F	88424-S2	239432
T	45304-S8	N 514 P	W	72070-S	121673	T	88434-S	4X 186
T		N 514	F		X4-308	T	91250-S18	S 9712
T	45313-S	N 27	T	72071-S	K 2412	T	91270-S	S 9714
T	45314-S	N 212	T	72072-S	K 2512	T	91273-S18	S 91014
T	45315-S	W 214	T	72073-S	K 2612	T	91290-S18	S 9716
S	45520-S	500397 6	T	72075-S	K 2812	T	91307-S8	26X 131
T	45702-S	S 2106	T	72089-S	K 2414	T	91497-S18	S 4914
T	45726-S	S 21010	E		58X 1	T	91907-S18	S 3914
T	45748-S	S 9914	T	72107-S	K 2416	H	91977-S18	AE 8018
T	45755-S	S 11014	E		13P 18	H	91978-S18	AE 6696
E	45757-S	ER 91821	T	72109-S	K 2616	T	92039-S	1199-X-674
T	45783-S	S 11018	T	72125-S	K 2418	T	97015-S	1245-L-194
T	45804-S	S 11022	E	72126-S	58X 25	S	97515-S	97-381-47
N	55635-S	61526	S	E3HZ 73401-A	53591	BW	ED 211106	240412
S	55696-S2	500615 1	W	73757-S	103565	E	304646-S8	79246
S	55722-S100	40061	E	73928-S	11230	S	304653-S	620619
F	55753-S2	86D8	T	73973-S7	19X 45	F	304680-S36M	8S 435
S	55757-S	500621 1	N	74113-S	142656	S	304743-S101	39694
H	55833-S	AE 19114	W		103892	S	304771-S2	500415 9
F	56560-S100	X8 724	N	74115-S	91502	S	305025-S	500593 6
F	58635-S2	1C 620 H	F		5879	F	305027-S2	62506
F		8L 604	E	74116-S	9797	W	305078-S	455481
F	58636-S2	8L 602	F	74117-S	12F100	F	305105-S	62516
F	58637-S2	8L 609	S	74118-S	500166 16	F	306330-S2	62522
F	58638-S2	8L 614	F	74119-S	6716	S	306333-S	500595 21
E	58641-S2	ER 90916 275	E	74121-S	30702	E	337278-S7-8	96916
F	58642-S2	X8 682	T		PW 220	E	350041-S	12562
S	58679-S2	500400 22	T	74125-S	PW 224	E	350047-S7	12466
T	60210-S	RV 5610	E	74175-5	ER 97392	E	350048-S	12467
T	60220-S	RV 5711	W	8MTH 77157	T 98-80	E	350049-S	14233
T	60221-S	RV 5811	W	2D 77403-A	T 87D-5	T	350215-S	10-X-486
T	60444-S	RV 157	W	2MTH 77403-A	T 98-5	T	350217-S	15-X-479
T	60470-S	RV 158	B	B5A 77406-A	Q 10599	S	350244-S	545012
T	60496-S	RV 159	W	B5A 77685-A	1AR 10B-105 A	T	350266-S	X 1915
T	60523-S	RV 1710	W	B7A 77685-A	4AR 10B-105 A	T	350286-S	SC 820 1
T	60524-S18	RV 1810	B	SEE 81557	ANY 5310 FULLER	F	350329-S2	239614

1980/ FORD TRUCK PARTS

CROSS REFERENCE LIST 343

FORD TO MANUFACTURERS' PART NUMBERS

C O D E	FORD PART NUMBER	VENDOR PART NUMBER	C O D E	FORD PART NUMBER	VENDOR PART NUMBER	C O D E	FORD PART NUMBER	VENDOR PART NUMBER
T	350451-S	3X 32	E	351830-S	37074	F		10J 10
T	350522-S	15X 250	E	351831-S	13220	N	353081-S	147487
T	350540-SA	10X 180	H	352058-S2	AE 7002	W		147487
T	350545-S	15X 248	H		AE 6994	F	353086-S	10J14
T	350616-S	3X 82	T	352128-S	17X 157	S		50805
S	350672-S	701000 X	T	352150-S	RV 77 12	T	353089-S	1250-E-161
S		30187	T	352155-S8	15X 818	W	353096-S	4572 D
N	350673-S	90128	T	352199-S	RV 386	N		38702
W		4776 A	T	352202-S8	15-X-761	S	353240-SA	62394
E	350699-S	4575	T	352327-S	RV 7612	F	353351-S	10J8
E	350894-S	12558	E	352330-S	32639	W		10-00-109 001
E	350895-S	26496	E		4084	N		152144
RG	350999-S	1202	T	352465-S	10X 567	W		147485
T	351025-S	1227-V-386	H	352495-S	AE 29248	T	353381-S	15X 404
T	351025-S7	1227-R-460	H	352509-S	AE 7470	N	353381-S8	9427708
E	351045-S	10194	N	352519-S100	131017	T	353400-S	10X 568
T	351059-S	N 58	E	352538-S	10X 36	T	353401-S	10X 569
T	Use 351059-S	N 58 1	E	352539-S	37158	T	353408-S	3X 159
N	351126-S	94179	E	352544-S	33786	T	353409-S	4X 902
S		30185	E	352553-S	33803	T	353410-S	1250-C-3
T	351130-S	1227-F-240	E	352557-S	30536	S	353419-S	150 V
T	351152-S	1227-C-471	E	352557-S8	34538	T		4X 1049
T	351154-S	1227-S-435	F	352563-S	206770	T	353430-S	1229-P-1394
T	351156-S	1227-R-18	F		16448	T	353433-S	15X 594
T	351159-S	13562	E	352563-S8	36438	T	353453-S	4X 1054
E	351161-S7	4328	E	352566-S	36439	E	353578-S	30816
T	351163-S	X 1421	E	352574-S	33488	E	353579-S	27425
T	351165-S8	13399	E	352580-S	33420	E	353580-S	38526
E		90246	E	352586-S	33793	E	353581-S	90050
E		47X 32	E	352599-S	33487	E		10X 88
T	351166-S	13X 163 S	T	352617-S	1229-R-1214	E	353582-S	38453
T	351171-S	13X 90	E	352621-S	18770	E	353583-S	13994
E	351183-S	38540	E	352622-S	33807	E	353585-S	22839
T	351341-S7	1729-T-228	T	352710-S	4X 622	E		83799
E	351415-S	23096	T	352711-S	4X 626	E	353586-S	37884
T	351444-S	1229-B-1016	T	352712-S	4X 627	E	353587-S	32845
S	351487-S	972 W	T	352728-S	4-X-760	E	353607-S	90091
E	351498-S	33206	T	352731-S	4X 625	E		10X 170
T	351505-S18	1229-J-1518	T	352732-S	4X 187	E	353608-S7	34972
E	351521-S	26772	T	352759-S	4-X-356	N	353618-S100	13110
T	351539-S8	1229-B-770	T	352761-S	4X 30	E	353623-S100	ER 97394
E	351541-S	32912	T	352762-S	3X 338	T	353632-S	15X 654
T	351542-S	1229-B-990	T	352763-S	4X 901	E	353659-S	90030
E	351548-S8	9794	T		SN 716	E		10X 32
H	351561-S	AE 22962 1	S	352887-S	170-W	S	353698-S	500598 18
T	351571-S	1229-W-1011	BW	352928-S	205101	S		550598 S18
T	351588-S	1229-F-1592	BW	352992-S	205824	H	353705-S	AE 4842
T	351689-S	10X 542	T	353051-S	1850-C-3	H	353824-S	AE 4912
F	351743-S	206977	E		65X 1	H	353834-S2	AE 17705 6
F	351752-S	206638	T		P 112	H		AE 17705 2
S	351810-S8	300365 35	S		500091	H	353835-S	AE 8017
S	351811-S	257 W	T		P 212	E	353846-S8	ER 91159
S	351814-S	330345	S		36472	F	353847-S	62511
S	351814-S8	256 SP	T	Use 353051-S	A 1250-X-388	F	353882-S7	62509
E	351816-S	15217	E	353052-S	34899	E	353898-S	39419
E	351817-S	10X 151	E	353069-S	90321	T	353915-S8	1229-M-1417
E	351818-S	35112	E		65X 4	T	353916-S8	1229-L-1416
E	351829-S	28519	S	353079-S	50804	T	353917-S8	1229-P-1420

1980/
FORD TRUCK PARTS

FORD TO MANUFACTURERS' PART NUMBERS

C O D E	FORD PART NUMBER	VENDOR PART NUMBER	C O D E	FORD PART NUMBER	VENDOR PART NUMBER	C O D E	FORD PART NUMBER	VENDOR PART NUMBER
T	353918-S8	1229-N-1418	E	356139-S	21390	BW	357634-S	220478
T	353920-S	1205-B-704	T	356184-S	1229-E-1669	S	357635-S	312526 1
T	353921-S8	1205-C-705	E	356252-S7	14970	BW	357636-S	205514
T	354004-S	1779-U-47	T	356272-S8	1229-N-222	T	357725-S	4X 1149
E	354098-S	10X 34	F	356425-S	17106	T	357726-S	4X 1151
E	354136-S	90031	T	356466-S	1229-R-1006	T	357727-S	4X 1150
S		500399 12	T	356477-S	1229-S-929	T	357740-S	4X 1024
T	354144-S	1227-R-434	S	356504-S	22W	T	357741-S	4X 1025
T	354166-S18	1229-V-1088	S		30186	T	357742-S	4X 541
T	354260-S	1718-J-114	T	356570-S	229-F-767	T	357744-S	4X 346
W	354261-S7	13-45-056 003	T	356571-S	2203-B-366	T	357756-S	4X 1178
W	USE 354261-S7	1300-056 005	T	356666-S	4X 974	T	357948-S	PW 225
T	354264-S18	1229-T-1086	T	356667-S	4X 972	T	358014-S	1250-V-48
S	354265-S	184 W	T	356669-S	4X 972	T	358039-S	P 16
S	354265-S18	184 W	T	356692-S	1229-N-1262	S	358048-S	S 780
T		1229-U-1087	T	356693-S	1229-M-1261	E		90325
T	354271-S	26X 117	E	356701-S8	11410	F		239619
T	354278-S	1229-W-1141	E	356702-S	32336	F		11F12P
T	354279-S	1250-P-198	T	356878-S	RV 6716	S		30206
T	354281-S	14X 27	T		RV 6715	E		65X 9
H		17348	N	356957-S	35806	S		500100
E	354456-S	40614	T	357006-S	RV 7610	T		P 212
E	354457-S	34925	T	357007-S	RV 7812	T		199-F-2542
E	354537-S	40411	E	357013-S	25348	T	358077-S	1250-U-151
T	354537-S8	15-X-762	T	357149-S	17-X-14	T	358080-S	1250-P-198
E	354539-S	40410	T	357150-S	X 1896	E	358091-S	25409
T	354573-S	1227-F-474	E	357180-S	32676	E	358154-S	21672
E	354805-S	39077	E	357182-S8	42586	S	358267-S100	330785
S	354845-S	30271	E		42568	W	358311-S	4747 A
S	354846-S	30266	E	357183-S8	32417	W	358328-S	4747 B
S	354846-S2	701003 X	E	357185-S	32398	T	358366-S	199-F-2542
E	355130-S7	11364	E	357188-S2	32406	E	358532-S	36852
E	355132-S7	12379	S	357228-S	13449	W	358675-S	10-00-139 052
T	355479-S	A 10-X-468	T	357300-S	3X 295	F	358855-S	224075
T	355721-S	3X 96	T	357301-S	1199-U-1399	T	358909-S	10X 627
S	355765-S	500400 20	T	357302-S	1227-T-410	T	358910-S	10X 628
S		550400 20	T	357303-S	1229-Z-1326	T	358911-S	10X 632
T	355774-S	26X 21	T	357304-S	2203-V-1400	T	358912-S	10X 629
E	355782-S	20767	T	357305-S	2203-W-1401	E	358955-S	33415
E	355783-S	20768	T	357306-S	1250-A-183	E	358957-S	37662
T	355786-S	3X 252	T	357307-S	1229-T-1138	S	358981-S	330829
E	355799-S	90036	T	357308-S	1250-P-172	S	359014-S	500717 7
E		10X 44	E	357346-S	19205	E	359021-S	33409
T	355812-S8	15-X-747	E	357351-S	14970	N	359266-S8	61535 L
T	355816-S7	S 788 S	E	357354-S	15050	S		500398 12
E	355836-S8	11365	E	357450-S	20807	W	359354-S	13-45-056 001
T	356035-S	14X 42	E	357451-S	90059	T	359356-S	10X 668
T	356077-S	13X 26	E		10X 112	T	359509-S	4X 1352
T	356080-S32	1199-A-1821	E	357452-S	90080	H	359624-S8	AE 17584 1
S		30430	E		20X 150	S	359686-S	1109 D
T	356086-S	X 518	E	357453-S	9820	T	361602-S7-8	S 2919 1
E	356096-S8	29807	T	357472-S	1229-A-1327	BW	370033-S	205826
E	356097-S	10502	T	357493-S	WA 310	T	370110-S8	15X 808
T	356099-S	14X 42	T	357594-S	15X 787	T	370111-S8	15X 809
E	356103-S	90208	N	357599-S2	96691	T	370112-S8	15-X-815
E	356120-S	10908	W		4544 P	T	370113-S8	15X 805
T	356128-S	13X 22	N		378475	T	370115-S8	15-X-812
T	356135-S	1227-U-411	S	357630-S	500010 8	T	370116-S8	N28 B522

**1980/
FORD TRUCK PARTS**

FORD TO MANUFACTURERS' PART NUMBERS

C O D E	FORD PART NUMBER	VENDOR PART NUMBER	C O D E	FORD PART NUMBER	VENDOR PART NUMBER	C O D E	FORD PART NUMBER	VENDOR PART NUMBER
T		1227-G-475	T	371446-S	15X 864	BW	372638-S	221978
Use	370116-S	N 48 1	T	371446-S8	15X 664	E	372670-S	14226
T	370117-S8	N 29 1P	T	371447-S	4X 857	E	372676-S	32969
T		N 29 1	T	371448-S	4-X-844	N	372720-S	147500
T	370118-S8	N 18 1P	T	371449-S7-8	N 68 P	W		G 323045
T	370119-S8	N 19 1P	T		N 68	S		50801
BW	370257-S	233571	T	371450-S	13X 52	T	373006-S	1229-A-1587
N	370285-S	91739	Use	371451-S	1827-K-11	T	373007-S	1229-B-1588
N	370286-S	91239	T	371452-S7-8	26X 67	T	373008-S	1229-C-1589
T	370313-S	S 2715 1	T	371453-S7-8	1229-J-868	T	373010-S	1229-Y-1117
T	370314-S	10X 554	T	371457-S	P 132	S	373057-S	30836 1
T	370315-S	4X 1054	T	371531-S7-8	26X 126	T	373063-S	10X 544
T	370316-S	4X 1050	T	371537-S	RV 7928	E	373127-S	44356
T	370317-S	1229-Z-1300	T	371552-S7-8	P 220	F	373139-S	X8 681
S	370339-S	472101	T	371553-S	RV 388 S	F	373354-S	17082
N	370367-S100	13725	T	371575-S	5-X-640	S	373472-S	31509
S	370414-S	30836	T	371599-S8	S 1613 D1P	S	373705-S7	330290
S	370582-S	623817	T	371600-S8	S 2910 DP	S	373889-S	545002 6
S	370583-S	286 SP	T	371601-S8	S 2914 1P	S	373905-S	33777
T	370648-S	4X 895	E	371651-S	45114	S	373911-S	30233 2
S	370664-S	500641 S	H	371692-S34	AE 4600	BW	374175-S	275276
H	370686-S	AE 6696	W	371702-S	4772 D	BW	374184-S	275268
F	371000-S	222960	E	371713-S	44342	BW	374185-S	275284
S		500693 14	E	371731-S18	44344	BW	374186-S	275149
F		238026	S	371801-S	500410 14	F	374200-S	5872
F		235656	F	371802-S	222635	S	374222-S2	300547
F		2760868	S	371834-S	31624	S	374222-S7	330547
S	371048-S	623818	W	371887-S	4775 L	BW	374376-S	226196
S	371049-S	623819	T	371912-S	S 2812	F	374423-S7-8	1632
S	371051-S	729 D	T	371920-S	S 278 D	F		6579
S		545004 1	T	371922-S	S 2913 1	F	374426-S	8864
F	371073-S	3220	T	371923-S	P 116	F	374427-S	2401
F	371094-S	10534	T	371924-S	26X 71	F	374428-S	1631
T	371125-S	1229-Z-910	T	371925-S	13X 52	T	374501-S	1250-F-214
BW	371126-S	221982	T	371926-S	19X 47	N	374506-S	93769
T	371127-S	15-X-307	T	371927-S10	1827-B-80	T		1250-E-213
BW	371128-S	225788	T	371928-S	RV 71016	E		54254
BW	371129-S	221982	T	371929-S	15X 746	N		444592
E	371170-S	45121	T	371930-S	1229-C-1407	BW	374553-S	275355
E	371171-S	43651	T	371931-S	4-X-835	BW	374554-S	227161
E		60600	S	372016-S	80394	E	375136-S	78820
E	371172-S	45117	N	372040-S	94999	N	375364-S	9427750
E	371173-S	37747	S	372305-S	545002 2	F	375409-S8	X8L-609
E	371174-S	42726	E	372332-S2	43726	F	375602-S7-8	22752
S	371186-S	545015	T	372333-S2	15-X-656	BW	375634-S	221987
W	371197-S	13-32-139 003	T	372334-S2	15-X-776	N	375646-S2	96386
S	371198-S8	30688 1	T	372335-S2	15-X-775	W		4775 S
S		30688	E	372336-S8	44342	SG	375924-S	5697026
S	371350-S	54801	T		43727	F	376058-S	X8L-602
F		10J 06	T	372360-S	N 27 1	S	376121-S	30875
E	371356-S	31085	E	372365-S	47500	S	376122-S	31357
E	371357-S	7865	T	372430-S10	4X 1379	S	376123-S	30902
E	371365-S	45516	BW	372528-S	205182	S	376124-S	32008
E	371366-S	44178	N	372532-S	444592	S	376125-S2	30874
E		41178 S	N	372631-S	97864	S	376126-S2	32009
E	371428-S	38699	T		1227-R-486	S	376284-S2	545002 4
T	371445-S7-8	S 265 DP	S	372632-S	30275	S		545002
T		S 265 D	T		1229-H-1548	F	376347-S	62515

1980/
FORD TRUCK PARTS

FORD TO MANUFACTURERS' PART NUMBERS

C O D E	FORD PART NUMBER	VENDOR PART NUMBER	C O D E	FORD PART NUMBER	VENDOR PART NUMBER	C O D E	FORD PART NUMBER	VENDOR PART NUMBER
T	376493-S	3-X-308	S		330800	BW	384233-S100	248054
T	376495-S8	1227-Z-442	E	382975-S	79246	BW	384266-S100	248001
T	376560-S	4X 1264	S	382985-S2	545005 1	BW	384399-S100	248190
T	376561-S	4X 1260	W	383024-S	10-00-113 005	BW	384425-S	239357
T	376564-S	1846-C-237	SG	383177-S100	7807561	S	384454-S2	545002 1
N	377159-S	90598	S	383222-S36	545001	BW	384480-S	247051
S	377776-S100	545002 2	F	383341-S2	1C 1032	BW	384570-S100	248042
H	377817-S8	AE 9029	S	383436-S101	40060	BW	384741-S	245242
H	377818-S	AE 8537	N	383481-S2	61531	S	384960-S100	545028 1
F	377850-S	X7 1005	BW	383800-S	200457	SG	384972-S	5696245
S	378168-S7-8	500398 15	BW	383801-S	200361	SG	384978-S	5689388
N	378200-S7-8	13041	BW	383802-S	203754	SG	384979-S	5688014
S	378391-S	31367	BW	383803-S	203897	N	385130-S100	13992
S	378392-S	32658	BW	383806-S	247042	SG	385643-S94	7814503
F	378492-S7-8	17332	BW	383808-S100	246892	S	386063-S100	545009
BW	378651-S	277466	BW	383812-S100	247697	SG	387297-S	5689357
F	378912-S	5869	BW	383818-S	246870	W	387949-S	13-45-056 002
F	379827-S	12845	BW	383819-S100	247051	F	388873-S100	20224
F	380436-S2	1C 932	BW	383826-S100	247057	SW Use	448715	448690
E	380523-S	24666	BW	383828-S100	246894	SW		448636
E	380525-S	8959	BW	383829-S100	247084	SW		448635
F	380882-S100	18217	BW	383831-S100	247057	SW Use	448716	448691
BW	381588-S	229547	BW	383863-S100	247784	SW		448637
BW	381598-S	280694	S	383890-S100	545002 7	SW Use	448717	448692
W	381673-S36M	1000-183 041	W	383976-S100	13-45-072 001	SW		448639
BW	381764-S	227148	BW	384014-S	283086	SW		448638
F	382347-S7	X8 686	BW	384042-S	247856	S	N601418-S2	231747
F	382599-S100	X9-803	F	384180-S	83501	W	W611646-S100	13-45-183 002
F	382603-S100	1C 408	BW		200455	W	N620480-S2	13-00-149 002
E	382750-S	78814	BW	384182-S	203755	S	N620603-S2	231748
E	382752-S	78817	BW	384187-S100	247885	W	N800670-S	11503949
E	382753-S	79246	BW	384188-S100	247880	W	N801723-S2	11503961
E		78818	BW	384190-S100	247824	W	N802503-S	11500420
W	382846-S32	13-45-056 005	BW	384191-S100	247885	SW B7A	5153602-A	446223 P-25"
H	382847-S2	AE 23129	BW	384201-S100	247824	BW C6TZ91044E64-A		245018
BW	382863-S	246405	BW	384206-S100	247879	T	12000110	1199-K-1610
S	382965-S100	545002 10	BW	384232-S100	248050	T	12000153	2803-Q-745

**1990/
TRUCK SERIES 600/900**

YEAR	MODEL/RESTRICTIONS	PART NUMBER	DESCRIPTION	QTY.
1001 GASKET (REAR WHEEL BEARING RETAINER or REAR AXLE SHAFT)-				
Also refer to Rear Axle Parts List Section 40, page 1				
90	B-C-F-LN600 -- 15M axle	A8TZ 1001-C	Rear axle shaft-8 hole-4 1/2" I.D. x 6 3/16" O.D.	AR
90	B-C-F-LN600/700 -- 17.5M axle	A8TZ 1001-D	Rear axle shaft-12 hole-4 1/2" I.D. x 6 1/8" O.D.	AR
90	F-FT900 -- 22M axle	D5HZ 1001-A		2
90	B-C-CT-CLT-F-FT-L-LN-LNT-LT-LTS700/900 -- 18.5M, 34M axles	A8TZ 1001-D	Rear axle shaft-12 holes-4 1/2" I.D. x 6 1/8" O.D.	AR
90	CL-CLT900 -- 38M axle	D8HZ 1001-A		4
90	C-CT-L-LN-LNT-LT-LTL-LTS800/900 -- 22M, 23M, 38M, 44M, 58M, 65M axles	D5HZ 1001-A		AR
90	CL-CLT900 -- 23M, 44M, 58M, 65M axles			AR
90	CF600/700	A8TZ 1001-D	Rear axle shaft-12 holes-4 1/2" I.D. x 6 1/8" O.D.	AR
90	All -- 13M axle	A8TZ 1001-A	Rear axle shaft-8 holes-4.0" I.D. x 5 1/2" O.D.	AR
1A003 SLINGER (FRONT WHEEL OIL)				
90	C-CT-LNT-LT-LTL-LTS800/900 -- 16M, 18M, 20M axles	D8HZ 1A003-A		2

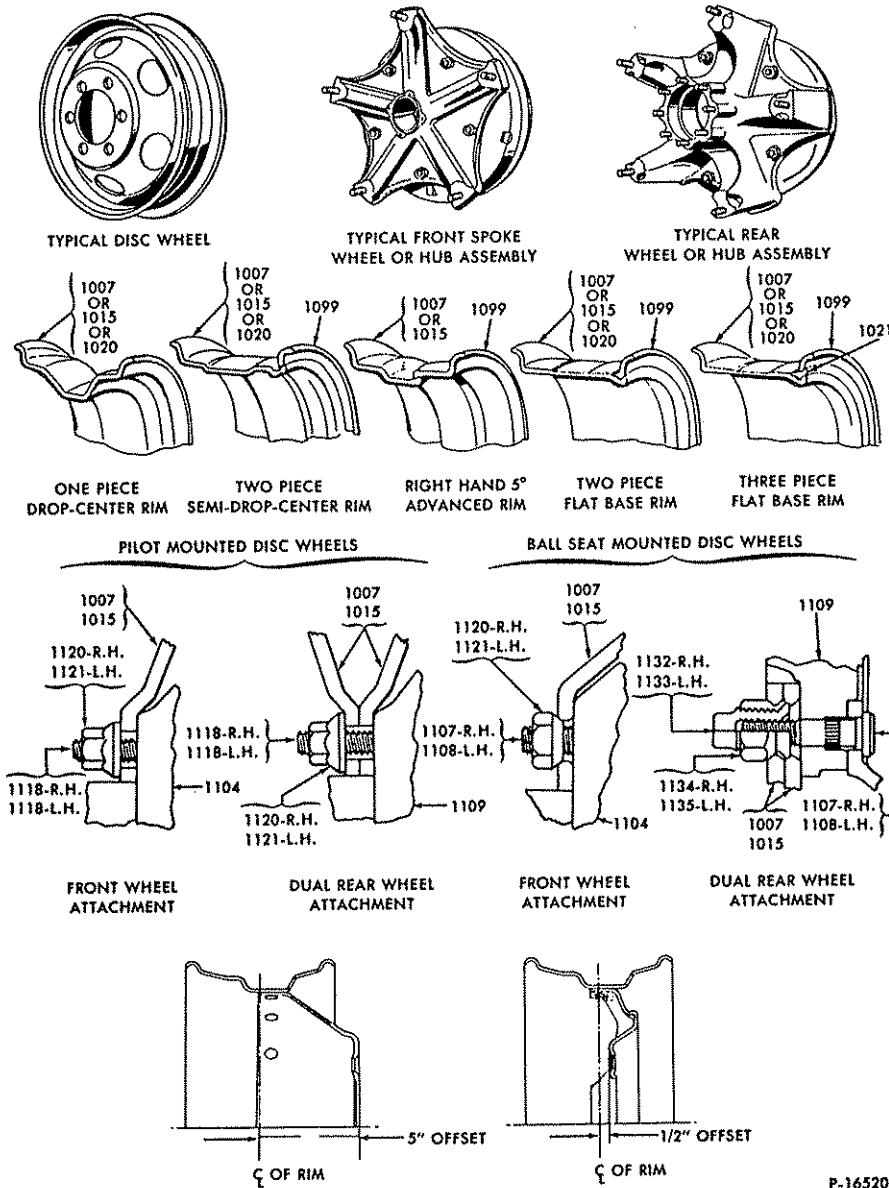
1990/ TRUCK SERIES 600/900

1007 WHEEL ASSY. — Cont'd

HOW to IDENTIFY WHEELS, RIMS, FLANGES and LOCK RINGS

1. Many wheels and rims may be identified by a stamping number. When the stamping number is known, refer to the Guide on Page 1 for the appropriate service part number.
2. When the stamping number is not known, wheels and rims and their related flanges and lock rings may be identified as follows
 - (a) Determine the type of wheel or rim from the illustration below.
 - (b) Determine the size of the wheel or rim. If this is not known, check the tire size and refer to the tire size to Wheel or Rim Size Chart on page 3 of this section. This chart also lists the various truck series on which the tires and their related wheels or rims are used.
 - (c) When the size of the wheel or rim is known, refer to the Wheel, Rim, Flange and Lock Ring Chart (page 3).

TYPICAL WHEELS, RIMS AND RELATED ITEMS



1990/ TRUCK SERIES 600/900

1007 WHEEL ASSY. — Cont'd

T.S.L.‡ CROSS - REFERENCE GUIDE

HOW TO FIND A SERVICE PART NUMBER FOR A WHEEL FROM THE T.S.L. ‡

1. Locate the wheel number shown on the Truck Specification List.
2. Using the Cross-Reference below, select the service part number which corresponds to the number found on the T.S.L.

If the T.S.L. number is not available, see Page 2.

T.S.L. NUMBER	MAKE	TYPE	WHEEL or RIM SIZE	BOLT HOLES	PART NUMBER		
					WHEEL	SIDE RING	LOCK RING
1007	WHEEL ASSY. — Cont'd						
Note:	NOTE 1 - Only two piece wheels are available for service. Flanges and lock rings must be purchased separately for both two and three piece wheels and rims.						
	● A-Accuride B-Budd F-Firestone G-Goodyear						
	▲ is supplied in production as 2 or 3 pc. wheel ◇ Aluminum						
	‡ Truck specification list - included on Louisville-built trucks						
E5HT 1007-GA		1 PC.	22.5 X 7.5	8	E6HZ 1007-A		
E5HT 1007-FA		1 PC.	22.5 X 7.5	10	E6HZ 1007-D	E6HZ 1099-A	
87HU 1007-AA		1 PC.	22.5 X 8.25	10	E7HZ 1007-A		
89HU 1007-AA		1 PC.	22.5 X 7.5	10	E8HZ 1007-A	E6HZ 1099-A	
89HU 1007-BA		1 PC.	22.5 X 7.5	8	E8HZ 1007-B		
89HU 1007-CA		1 PC.	22.5 X 8.25	10	E8HZ 1007-C		
D7HT 1015-UA	F	2 PC.	20 x 6.5	6	C4TZ 1007-J	C6TZ 1099-A	
D7HT 1015-YA	F	2 PC.	20 x 7.0	6	C4TZ 1007-K	C6TZ 1099-A	
D7HT 1015-AAA	F	2 PC.	20 x 7.0	10	C4TZ 1007-E	C6TZ 1099-A	
D7HT 1015-ACA	F	2 PC.	20 x 7.5	10	C4TZ 1007-F	C4TZ 1099-A	
D7HT 1015-ASA	F	3 PC.	20 x 8.0	10	B9T 1007-A	D5TZ 1099-C	7EQH 1021-B
D7HT 1015-AVA	F	3 PC.	22 x 8.0	10	D5HZ 1015-E	D5TZ 1099-D	TUAA 1021-A
D7HT 1015-BAA	F	1 PC.	22.5 x 7.5	10	D4HZ 1015-C		
D7HT 1015-BKA	F	1 PC.	22.5 x 8.25	10	◇ D8HZ 1015-H		
D7HT 1015-BMA	F	1 PC.	22.5 x 8.25	10	◇ D8HZ 1015-H		
D7HT 1015-BUA	F	1 PC.	24.5 x 8.25	10	◇ D8HZ 1015-J		
D7HT 1015-BYA	F	1 PC.	24.5 x 8.25	10	◇ D8HZ 1015-J		
E0HT 1015-CA	F	1 PC.	22.5 x 8.25	10	◇ E0HZ 1015-A		
E0HT 1015-DA	F	1 PC.	24.5 x 8.25	10	◇ E0HZ 1015-C		
E2HT 1015-AA	F	1 PC.	22.5 x 6.75	10	D3HZ 1015-A		
E3HT 1015-AA	F	1 PC.	22.5 x 12.25	10	E3HZ 1015-A		
E7HT 1015-BA	F	1 PC.	24.5 x 8.25		D4HZ 1015-B		
E7HT 1015-DA	F	1 PC.	22.5 x 8.25		D4HZ 1015-A		
F0HT 1015-AB	A	1 PC.	19.5 x 6.75	8	F0HZ 1015-A		
F0HT 1015-BA	A	1 PC.	22.5 x 9.0	10	F0HZ 1015-B		
▲ D7HT 1030-EA	F	2 PC.	20 x 6.5		C4TZ 1020-B	C6TZ 1099-A	
▲ D7HT 1030-EA	F	3 PC.	20 x 6.5		Note 1	8Q 1099	C6TZ 1021-A
▲ D7HT 1030-GA	F	2 PC.	20 x 7		C4TZ 1020-C	C6TZ 1099-A	
▲ D7HT 1030-GA	F	3 PC.	20 x 7		Note 1	7EQH 1099	C6TZ 1021-A
▲ D7HT 1030-JA	F	2 PC.	20 x 7.5		C4TZ 1020-D	C4TZ 1099-A	
▲ D7HT 1030-JA	F	3 PC.	20 x 7.5		Note 1	D5TZ 1099-C	C4TZ 1021-C
▲ D7HT 1030-LA	F	2 PC.	22 x 7.5		C4TZ 1020-E	C4TZ 1099-B	
▲ D7HT 1030-LA	F	3 PC.	22 x 7.5		Note 1	D5TZ 1099-D	C4TZ 1021-B
D7HT 1030-NA	F	1 PC.	22.5 x 7.5		D8HZ 1020-C		
D7HT 1030-YA	F	1 PC.	22.5 x 12.25		D5HZ 1020-A		
D7HT 1030-ZA	F	1 PC.	22.5 x 12.25		D5HZ 1020-B		
D7HT 1030-ABA	F	1 PC.	22.5 x 13		D5HZ 1020-D		
D7HT 1030-ADA	F	1 PC.	22.5 x 9		D8HZ 1020-A		
D7HT 1030-AFA	F	3 PC.	20 x 8		B9T 1020-B	D5TZ 1099-C	7EQH 1021-B
D7HT 1030-AGA	F	3 PC.	22 x 8		D5HZ 1020-C	D5TZ 1099-D	TUAA
D8HT 1030-AA	F	1 PC.	22.5 x 6.75		D8HZ 1020-L		
E7HT 1030-AA	B-F		22.5 x 9		D8HZ 1020-A		
E7HT 1030-BA	B-F		22.5 x 8		D8HZ 1020-D		

JULY, 1989

COPYRIGHT © 1989—

FORD MOTOR

—DEARBORN, MICHIGAN

COMPANY

NEW ISSUE

1990/ TRUCK SERIES 600/900

WHEEL, RIM, FLANGE, AND LOCK RING CHART

(SEE INSTRUCTIONS FOR IDENTIFYING WHEELS, RIMS, ETC., ON PAGE 3 OF THIS SECTION.)

YEAR	WHEEL OR RIM SIZE	TYPE \$	HOLES	BOLT CIRCLE (INCHES)	MAKE	PART NUMBER		
						WHEEL OR RIM	SIDE RING OR FLANGE	LOCK RING
1007	WHEEL ASSY. — Cont'd							
Note:	\$ Refer to page 2 for illustrations of wheel types, ● A - Alcoa, AC - Accuride B - Budd, F - Firestone G-Goodyear ▲ Ball seat mounted, ◇ Aluminum, ■ Except drop center, ● Drop center NOTE 1 - Only two piece wheels are available for service. Flanges and lock rings must be purchased separately for both two and three piece wheels and rims.							

DISC WHEELS AND RINGS FOR TUBE OR TUBELESS TYPE TIRES

90	19.5 x 6.75	1 PC.	8	10.827	AC	F0HZ	1015-A		
90	20 x 6.5	2 P.C.■	6	8.75	B-F	C4TZ	1007-J	C6TZ	1099-A
90	20 x 7	2 PC.	6	8.75		C4TZ	1007-K	C6TZ	1099-A
90	20 x 7	3 PC.	6	8.75	F		NOTE 1	7EQH	1099
90	20 x 7	2 PC.	10	11.25	B-F	C4TZ	1007-E	C6TZ	1099-A
90	20 x 7	3 PC.	10	11.25	F		NOTE 1	7EQH	1099
90	20 x 7.5	2 PC.	10	11.25	B-F	C4TZ	1007-F	C4TZ	1099-A
90	20 x 7.5	3 PC.	10	11.25	F		NOTE 1	D5TZ	1099-C
90	20 x 8	3 PC.	10	11.25	B-F	B9T	1007-A	D5TZ	1099-C
90	22 x 8	3 PC.	10	11.25	A	D5HZ	1015-E	D5TZ	1099-D
90	22.5 x 7.5	1 PC.	10	11.25	B-F	D4HZ	1015-C		
90	22.5 x 7.5	1 PC.	8			E6HZ	1007-A		
90	22.5 x 7.5	1 PC.	10			E6HZ	1007-D	E6HZ	1099-A
90	22.5 X 7.5	1 PC.	8			E8HZ	1007-B	E6HZ	1099-A
90	22.5 X 7.5	1 PC.	10			E8HZ	1007-A		
90	22.5 x 8.25	1 PC.	10	11.25	F	D4HZ	1015-A		
90	22.5 x 8.25	1 PC.	10	11.25	F-A	◇E0HZ	1015-A		
90	22.5 x 8.5	1 PC.	10	11.25	A-F	◇D8HZ	1015-H		
90	22.5 x 9.0	1 PC.	10	11.25	AC	F0HZ	1015-B		
90	22.5 x 12.25	1 PC.	10	11.25	F	D3HZ	1015-A		
90	22.5 x 8.25	1 PC.	10			E7HZ	1007-A		
90	22.5 X 8.25	1 PC.	10			E8HZ	1007-C		
90	22.5 x 12.25	1 PC.	10	11.25	F	E3HZ	1015-A		
90	24.5 x 8.25	1 PC.	10	11.25	F	D4HZ	1015-B		
90	24.5 x 8.25	1 PC.	10	11.25	A-F	◇D8HZ	1015-J		
90	24.5 x 8.25	1 PC.	10	11.25	F-A	◇E0HZ	1015-C		

WHEEL, RIM, FLANGE, and LOCK RING CHART

(See instructions for identifying wheels, rims, etc., on page 2 of this section.)

YEAR	WHEEL OR RIM SIZE (INCHES)	TYPE \$	SPACER WIDTH (INCHES)	MAKE	PART NUMBER		
					WHEEL OR RIM	SIDE RING OR FLANGE	LOCK RING
1007	WHEEL ASSY. — Cont'd						
Note:	● B - Budd F - Firestone, \$ Refer to page 2 for illustrations of wheel types						

RIMS AND RINGS FOR SPOKE WHEELS or HUBS FOR TUBE TYPE TIRES

90	20 x 6.5	2 PC.	4.00	F	C4TZ	1020-B	C6TZ	1099-A	
90	20 x 6.5	3 PC.	4.00	F		NOTE 1	8Q	1099	C6TZ 1021-A
90	20 x 7	2 PC.	4.00	F	C4TZ	1020-C	C6TZ	1099-A	
90	20 x 7	3 PC.	4.00	F		NOTE 1	7EQH	1099	C6TZ 1021-A
90	20 x 7.5	2 PC.	3.62	F	C4TZ	1020-D	C4TZ	1099-A	
90	20 x 7.5	3 PC.	3.62	F		NOTE 1	D5TZ	1099-C	C4TZ 1021-C
90	22 x 7.5	2 PC.	3.62	F	C4TZ	1020-E	C4TZ	1099-B	
90	22 x 7.5	3 PC.	3.62	F		NOTE 1	D5TZ	1099-D	C4TZ 1021-B
90	22 x 8	3 PC.	3.62	F	D5HZ	1020-C	D5TZ	1099-C	TUAA 1021-A

RIMS AND RINGS FOR SPOKE WHEELS or HUBS FOR TUBELESS TYPE TIRES

90	22.5 x 7.5	D.C.		B-F	D8HZ	1020-C			
90	22.5 x 8	D.C.		B-F	D8HZ	1020-D			
90	22.5 x 9	D.C.		F	D8HZ	1020-A			
90	22.5 x 12.25	D.C.		F	D5HZ	1020-A	4.40 OFFSET		16.5" tires
90	22.5 x 12.25	D.C.		F	D5HZ	1020-B	5.44 OFFSET		15" tires
90	22.5 x 13	D.C.		F	D5HZ	1020-D			

1990/
TRUCK SERIES 600/900

SIZE CHART

SIZE	PART NUMBER	SIZE	PART NUMBER				
1102 HUB and ROTOR ASSY.-Refer to Section 11.1							
1104 HUB ASSY (FRONT)-For model usage refer to Section 11.1							
1107-19 BOLT (HUB) - For model usage refer to Section 11.1 (Front Hub) or Section 11.2 (Rear Hub)							
5/8"-18 x 2 1/4"	E4HZ 1107-D	3/4-16 x 2 4/5	E4HZ 1119-C L.H.				
3/4"-16 x 2 1/4"	D5HZ 1107-C	3/4"-16 x 2 7/8"	C5TZ 1118-A R.H.				
3/4"-16 x 2 3/8"	7EQ 1118 R.H.		C5TZ 1119-A L.H.				
	7EQ 1119 L.H.		D5HZ 1118-B R.H.				
3/4"-16 x 2 9/16"	E4HZ 1107-A R.H.	3/4"-16 x 2 31/32"	D5HZ 1119-B L.H.				
3/4"-16 x 2 9/16"	E4HZ 1108-A L.H.		D5HZ 1118-C R.H.				
3/4"-16 x 3 1/2"	E4HZ 1107-B R.H.		D5HZ 1119-C L.H.				
3/4"-16 x 3 1/2"	E4HZ 1108-B L.H.	3/4"-16 x 3"	C5TZ 1118-C R.H.				
3/4"-16 x 3 1/16"	E4HZ 1107-C R.H.		C5TZ 1119-C L.H.				
3/4"-16 x 3 1/16"	E4HZ 1108-C L.H.		D5HZ 1118-A R.H.				
3/4"-16 x 2 5/8"	C4TZ 1107-E R.H.	3/4"-16 x 3 5/32"	D5HZ 1119-A L.H.				
	C4TZ 1107-F L.H.		C3TZ 1118-A				
3/4"-16 x 2 23/32"	D0TZ 1107-D R.H.		1 1/8"-16 x 2 31/32"	D8HZ 1107-C R.H.			
	D0TZ 1108-C L.H.	D8HZ 1107-D L.H.					
3/4"-16 x 2 7/8"	D8HZ 1118-A R.H.	1 1/8"-16 x 3 1/2"		D5HZ 1108-B R.H.			
	D8HZ 1119-A L.H.		D5HZ 1107-B L.H.				
	7EQH 1118 R.H.		E4HZ 1107-E R.H.				
	7EQH 1119 L.H.	1 1/8"-16 x 3 1/2"	E4HZ 1108-E L.H.				
3/4-16 x 2 3/5	E4HZ 1118-A R.H.		1 1/8"-3 1/2"	E8HZ 1107-A R.H.			
3/4-16 x 3	E4HZ 1118-B R.H.		1 1/8"-16 x 3 9/16"	E8HZ 1107-B L.H.			
3/4-16 x 2 4/5	E4HZ 1118-C R.H.	D5HZ 1107-A R.H.					
3/4-16 x 2 3/5	E4HZ 1119-A L.H.	D5HZ 1108-A L.H.					
3/4-16 x 3	E4HZ 1119-B L.H.	D8HZ 1107-A R.H.					
		D8HZ 1107-B L.H.					
1109 HUB ASSY. (REAR)-For model usage refer to Section 11.2							
1113-19 Refer to Rear Hub Section 11.2							
1120-1 Refer to Front Hub Section 11.1							
1A122 WASHER (BRAKE DRUM BOLT) - For model usage, refer to Section 11.1 (Front Hub) or Section 11.2 (Rear Hub)							
I.D. (INCHES)	O.D. (INCHES)	THICKNESS (INCHES)	PART NUMBER	I.D. (INCHES)	O.D. (INCHES)	THICKNESS (INCHES)	PART NUMBER
1124 WASHER (REAR WHEEL BEARING NUT LOCK) - For model application, refer to Section 11.2 (Rear Hub)							
2 13/32	3 7/8	3/32	B4T 1124-B	2 27/32	4 1/2	1/8	TUAA 1124-A
2 1/2	3 3/4	3/16	7EQ 1124	3 3/32	4 3/4	1/8	B8QH 1124-A
2 21/32	4	3/32	7E0H 1124-A	3 19/32	4 11/32	15/64	D5HZ 1124-A
				3 19/32	4 11/32	15/32	E7HZ 1124-A
1125 DRUM ASSY. (FRONT)-For model usage refer to Section 11.1							
1126 DRUM ASSY. (REAR)-For model usage refer to Section 11.2							
YEAR	MODEL/RESTRICTIONS	PART NUMBER	DESCRIPTION	QTY.			
1131 CAP (FRONT HUB GREASE)-Sketch HC-06							
B SERIES							
90	B600/700 - - 6M, 7M axles	TGAA 1131-B	4 1/4" O.D.-4 holes - - Grease	2			
90	B700 - - 7.5M axle	TUAA 1131-A	5 11/16" O.D.-4 holes - - Grease	2			
		DOHZ 1131-B	#4029-5 3/4" O.D.-4 bolt holes- 5" bolt circle-Stemco (see-through) - - oil	2			
		DOHZ 1131-C	#4024-5 1/4" O.D.-6 bolt holes- 4 1/2" bolt circle-Stemco (see-through) - - oil	2			

JULY, 1989

COPYRIGHT © 1989--

FORD MOTOR
COMPANY

—DEARBORN, MICHIGAN

NEW ISSUE

1990/
TRUCK SERIES 600/900

YEAR	MODEL/RESTRICTIONS	PART NUMBER	DESCRIPTION	QTY.
1131	CAP (FRONT HUB GREASE)-Sketch HC-06 - Cont'd			
CF SERIES				
90	CF600/700	E4HZ 1131-A		
90	CF600/700	E6HZ 1131-A		
90	CF600/700	TGAA 1131-B		
C-CT SERIES				
90	C-CT800/900-9M, 12M axles and disc wheels	8EB 1131	5 3/16" O.D.-6 holes - - Grease	2
90	C600/700 - - 7M axle and spoke wheels	TGAA 1131-B	4 1/4" O.D.-4 holes - - Grease	2
90	C-CT700/900 - - 9M, 12M axles and spoke wheels	TUAA 1131-A	5 11/16" O.D.-4 holes - - Grease	2
90	C-CT800/900 center point strg.	C4TZ 1131-A	6 1/2 O.D.-6 bolt holes-5 7/8" bolt circle	2
90	C-CT800/900 - - center point steering and spoke wheels	C9HZ 1131-A	6 3/16" O.D.-6 bolt holes- 1/2" bolt circle	2
90	C600/700-7M axle	E4HZ 1131-C	Stemco oil	2
90	C-CT700/900-9M axle and spoke wheels	D0HZ 1131-B	#4029-5 3/4" O.D.-4 bolt holes-5" bolt circle-Stemco (see-through) - - Oil	2
90	C-CT700/900 - - 9M, 12M (exc. center point strg.) axles and disc wheels	D0HZ 1131-C	#4024-5 1/4" O.D.-6 bolt holes-4 1/2" bolt circle-Stemco (see-through) - - Oil	2
90	C-CT800/900-12M center point strg. axle and Dayton spoke wheels	E5HZ 1131-A	#4093-6 3/16" O.D.-6 holes-5 1/2" holes-Stemco (see-through)	2
90	C-CT800/900-12M center point strg. axle and Gunite spoke wheels	E5HZ 1131-B	#4098-6 3/16 O.D.-6 holes-5 1/2 bolt circle-Stemco (see-through)	2
90	C-CT800/900 - - 12M center point strg. axle and disc wheels	D0HZ 1131-F	#4092-6 9/16" O.D.-6 holes-5 7/8" bolt circle-Stemco (see-through)	2
90	C-CT800/900 12M (exc. center point strg.) axle and spoke wheels	D0HZ 1131-G	#4028-5 3/4 O.D.-4 holes-5" bolt circle-Stemco (see-through)	2
90	C-CT800/900 - - 16M, 18M, 20M axles and Gunite disc wheels	D5HZ 1131-A	6 13/64" O.D.-6 bolt holes 5 1/2" bolt circle - - Grease	2
CL-CLT SERIES				
90	CL-CLT900	E5HZ 1131-B	Oil-Stemco (see-through)	2
90	CL-CLT900	D8HZ 1131-A	Grease-6 5/16" O.D.-6 holes -exc. Stemco see through	2
F-FT SERIES				
90	F600/800-5.5M and 7M axles	TGAA 1131-B	4 1/4" O.D.-4 holes	2
90	F-FT700/900-9M axles	TUAA 1131-A D0HZ 1131-B	5 11/16" O.D.-4 holes #4029-5 3/4" O.D.-4 holes-4 1/2" bolt circle-Stemco (see-through)	2 2
		26483-S7 34805-S8	(U-172)-screw (cap to hub)-1/4"-20 x 1/2" (X-62)-lockwasher-1/4"	AR
L-LN-LNT-LT-LTL-LTS SERIES				
90	L-LN600/900 - - 5.5M and 7M axles	TGAA 1131-B	4 1/4" O.D.-4 holes	2
90	L-LN-LNT-LT-LTL-LTS700/900 - - 9M, 12M axles and disc wheels	8EB 1131	5 3/16" O.D.-6 holes	2
90	L-LN-LNT-LT-LTL-LTS700/900 - - 9M, 12 axles and spoke wheels	TUAA 1131-A	5 11/16" O.D.-4 holes	2
90	LNT-LT-LTL-LTS800/900 - - 16M, 18M axles and disc wheels	C5TZ 1131-A	6 3/8" O.D.-5 9/16" bolt circle	2
90	L-LN-LNT-LT-LTL-LTS800/900 - - 12M center point strg. axle and spoke wheels	C9HZ 1131-A	6 3/16" O.D.-6 bolt holes-5 1/2" bolt circle	2
90	L-LN600/900-7M axle	E4HZ 1131-C	Stemco seals	2

1990/
TRUCK SERIES 600/900

YEAR	MODEL/RESTRICTIONS	PART NUMBER	DESCRIPTION	QTY.
1131	CAP (FRONT HUB GREASE) — Cont'd			
L-LN-LNT-LT-LTL-LTS SERIES				
90	L-LN-LNT-LT-LTL-LTS700/900 -- 9M, 12M (exc. center point strg.) axles and spoke wheels	D0HZ 1131-B	#4029-5 3/4" O.D.-4 bolt holes-5" bolt circle-Stemco (see-through)	2
90	L-LN-LNT-LT-LTL-LTS700/900 -- 9M, 12M (exc. center point strg.) axles and disc wheels	D0HZ 1131-C	#4024-5 1/4" O.D.-6 bolt holes-4 1/2" bolt circle-Stemco (see-through)	2
90	L-LNT-LT-LTL-LTS800/900 -- 12M center point strg. axle and Dayton spoke wheels	E5HZ 1131-A	#4093-6 3/16" O.D.-6 holes-5 1/2" bolt circle-Stemco (see-through)	2
90	L-LN-LNT-LT-LTL-LTS800/900 -- 12M center point strg. axle and Gunite spoke wheels	E5HZ 1131-A	#4098-6 3/16" O.D.-6 holes-5 1/2" bolt circle-Stemco (see-through)	2
90	L-LN-LNT-LT-LTL-LTS800/900 -- 12M center point strg. axle and disc wheels	E5HZ 1131-B	#4092-6 9/16" O.D.-6 holes-5 7/8" bolt circle-Stemco (see-through)	2
90	L-LN-LNT-LT-LTL-LTS800/900 -- 16M, 18M, 20M axles and Dayton spoke wheels	D9HZ 1131-C	#4172-6 5/16" O.D.-6 bolt holes-5 1/2" bolt circle-Stemco (see-through)	2
90	L-LN-LNT-LT-LTL-LTS800/900 -- 16M, 18M, 20M axles and disc wheels	D0HZ 1131-K	#4101-6 3/16" O.D.-3 bolt holes-5 9/16" bolt circle-Stemco (see-through)	2
90	LNT-LT-LTL-LTS800/900 -- 16M, 18M, 20M axles and spoke wheels	D0HZ 1131-M	6 13/64" O.D.-6 bolt holes-5 1/2" bolt circle	2
90	LNT-LT-LTL-LTS-800/9000 -- 16M, 18M, 20M axles and Gunite disc brakes	D5HZ 1131-A	6 13/64" O.D.-6 bolt holes-5 1/2" bolt circle	2
1A131 PLUG (FRONT HUB VENT)				
90	All "Before 4/80"	D0HZ 1A131-A	With Stemco see-through seals	2
90	All "From 4/80"	E0HZ 1A131-B	With Stemco see-through seals	2
1132-3 NUT (DUAL REAR DISC WHEEL INNER)				
90	B-C-F-LN600/700	BB 1132	R.H. thread-#R-3/4"-16 and 1 1/8"-16 x 2 1/8" long	AR
90	CL-CLT900	BB 1133	L.H. thread-#L-3/4"-16 and 1 1/8"-16 x 2 1/8" long	AR
90	B-F-FT700/900	C1TT 1132-A	R.H. thread-#R-3/4"-16 and 1 1/8"-16 x 2 5/8" long-use w/aluminum wheels	AR
90	CL-CLT900	C1TT 1133-A	L.H. thread-#L-3/4"-16 and 1 1/8"-16 x 2 5/8" long-use w/aluminum wheels	AR
90	C-CT800/900 L series 800/900	D5HZ 1132-A	R.H. thread-3/4"-16 and 1 1/8"-16 x 2 15/16" long-use w/aluminum wheels	AR
90	C-CT800/900 L series 800/900	D5HZ 1133-A	L.H. thread- 3/4"-16 and 1 1/8"-16 x 2 15/16" long-use w/aluminum wheels	AR
1134-5 NUT (DUAL REAR DISC WHEEL OUTER) - also refer to section 11.2				
90	B-C-F-LN600/700	BB 1134	R.H. thread-#R-1 1/8"-16	AR
90	CL-CLT900	BB 1135	L.H. thread-#L-1 1/8"-16	AR
1142 ADAPTER (REAR AXLE SHAFT STUD)				
90	All	7EQ 1142	1/2" I.D. x 13/16" O.D.-13/32" long	AR
90	All	B8QH 1142-B	5/8" I.D. x 1" O.D.-9/16" long	AR
1151	Refer to section 11.1 & 11.2			

1990/
TRUCK SERIES 600/900

YEAR	MODEL/RESTRICTIONS	PART NUMBER	DESCRIPTION	QTY.
1153 GASKET (FRONT WHEEL HUB and GREASE CAP)				Sketch HC-06
90	F-LN600 -- 5.5M axle	TGAA 1153-A	Grease-4 3/8" O.D.-4 bolt holes-3 5/8" BC	2
90	B-C-F-L-LN600/900 -- 7M axle w/hydraulic brakes -w/o see-through cap -w/see-through cap	TGAA 1153-A	Grease-5 5/8" O.D.-4 bolt holes-5" BC	2
		DOHZ 1153-J	Oil-4 1/2" O.D.-4 bolt holes-3 5/8" BC	2
90	B-C-F-L-LN600/900 -- 7M & 7.5M axle w/air brakes and spoke wheels-w/o see-through cap -w/see-through cap	TUAA 1153-A	Grease-5 5/8" O.D.-4 bolt holes-5" BC	2
		DOHZ 1153-B	Oil-5 3/4" O.D.-4 bolt holes-5" BC	2
90	B-C-F-L-LN600/900 -- 7M & 7.5M axle w/air brakes and disc wheels-w/o see-through cap -w/see-through cap	TUAA 1153-B		2
		DOHZ 1153-C	Oil-5 1/4" O.D.-6 bolt holes-4 1/2" BC	2
90	B-C-F-FT-L-LN-LNT-LT-LTS700/900 -- 9M axle w/spoke wheels -w/o see-through cap -w/see-through cap	TUAA 1153-A	Grease-5 5/8" O.D.-4 bolt holes-5" BC	2
		DOHZ 1153-B	Oil-5 3/4" O.D.-4 bolt holes-5" BC	2
90	B-C-F-FT-L-LN-LNT-LT-LTS700/900 -- 9M axle w/disc wheels -w/o see-through cap -w/see-through cap	TUAA 1153-B		2
		DOHZ 1153-C	Oil-5 1/4" O.D.-6 bolt holes-4 1/2" BC	2
90	LNT-LT-LTL-LTS800/900 -- 12M axle w/hydraulic brake -w/o see-through cap -w/see-through cap	TUAA 1153-A	Grease-5 5/8" O.D.-4 bolt holes-5" BC	2
		DOHZ 1153-B	Oil-5 3/4" O.D.-4 bolt holes-5" BC	2
90	B600-F-FT600/900 L800-LN-LNT600/900,CF600/700- C600/700 -w/see through cap	E4HZ 1153-A	Oil/Grease-5 3/4" O.D.-4 bolt holes-5" BC	2
90	C-CT-CLT-L-LN-LNT-LT- LTS800/900 -- 12M, 16M, 18M, 20M axle w/air brakes -w/o see-through cap -w/see-through cap	C4TZ 1153-B		2
		E2HZ 1153-B		2

CROSS REFERENCE CHART

IDENTIFICATION	USE SERVICE KIT	IDENTIFICATION	USE SERVICE KIT
1175 RETAINER (REAR WHEEL GREASE)-Refer to Rear Hub Model Application Chart in Section 11.2 for usage			
C9HA 1175-A	C9HZ 1175-A	D3TA 1175-BA	D0TZ 1175-A
C9HA 1175-B	C9HZ 1175-A	D3TA 1175-CA	D0TZ 1175-B
C9HA 1175-C	C9HZ 1175-B	D3TA 1175-FA	D0TZ 1175-E
C9HA 1175-D	C9HZ 1175-B	D3TA 1175-JA	C9TZ 1175-A
C9TA 1175-G	D0TZ 1175-B	D5HA 1175-AA	D7HZ 1175-D
C9TA 1175-H	D0TZ 1175-B	D5HA 1175-AA	D5HZ 1175-A
D0HA 1175-A	D0HZ 1175-A	D5HA 1175-BA	D5HZ 1175-A
D0HA 1175-B	D0HZ 1175-B	D5HA 1175-CA	D5HZ 1175-A
D0HA 1175-C	D0HZ 1175-D	D7HA 1175-AA	D7HZ 1175-A
D0HA 1175-D	D0HZ 1175-E	D7HT 1175-BA	D7HZ 1175-E
D0HA 1175-E	D0HZ 1175-F	E1HT 1175-AA	E1HZ 1175-A
D0HA 1175-F	D0HZ 1175-C	E1HT 1175-BA	E1HZ 1175-B
D3HA 1175-BA	C9HZ 1175-A	E4HT 1175-AA	E4HZ 1175-B
D3HA 1175-CA	C9HZ 1175-B	E5HT 1175-DA	E6HZ 1175-D
D3HS 1175-BA	D0HZ 1175-D	E5HT 1175-CA	E6HZ 1175-C
D3HS 1175-CA	D0HZ 1175-E	E5HT 1175-GA	E1HZ 1175-A
D3HS 1175-DA	D0HZ 1175-F	E6HT 1175-AA	E6HZ 1175-E
D3TA 1175-AA	D0TZ 1175-A	E7HT 1175-AA	E7HZ 1175-A

1990/
TRUCK SERIES 600/900

YEAR	MODEL/RESTRICTIONS	PART NUMBER	DESCRIPTION	QTY.
1175	OIL SEAL KIT (INNER REAR WHEEL) Refer to Rear Hub Model Application Chart in Section 11.2 for usage			
NOTE 1-	D0HA 1175-C (2-PC) has 5 11/16" O.D. and should be installed in the seal bore.			
NOTE 2-	D3HS 1175-BA (1-PC) has 5 1/4" O.D. and should be installed in the cup bore.			
NOTE 3-	D0HA 1175-D (2-PC) has 6 1/4" O.D. and should be installed in the seal bore. D3HS 1175-CA (1-PC) has 6" O.D. and should be installed in the cup bore. D0HA 1175-E (2-PC) has 6 1/4" O.D. and should be installed in the seal bore. D3HS 1175-DA (1-PC) has 6" O.D. and should be installed in the cup bore.			
90		C9HZ 1175-A		
	Consists of CHICAGO RAWHIDE 1-C9HA 1173-A Sleeve 1-C9HA 1175-A Oil seal 1-Instruction sheet	Alternate With	NATIONAL SEAL 1-C8HA 1173-B Sleeve 1-C9HA 1175-B Oil seal	
90		C9HZ 1175-B		
	Consists of CHICAGO RAWHIDE 1-C9HA 1173-B Sleeve 1-D3HA 1175-DA Oil seal 1-Instruction sheet	Alternate With	NATIONAL SEAL 1-C8HA 1173-C Sleeve 1-D3HA 1175-CA Oil seal	
90		D0TZ 1175-B		AR
	Consists of CHICAGO RAWHIDE 1-C9TA 1173-B Sleeve 1-C9TA 1175-G Oil seal 1-D3TA 1175-CA (Alt.) Oil seal 1-Instruction sheet	Alternate With	NATIONAL SEAL 1-C8TA 1173-D Sleeve 1-C9TA 1175-H Oil seal	
90		E6HZ 1175-E		AR
	Consists of CHICAGO RAWHIDE 1-C8TA 1173-G Sleeve 1-D3TA 1175-GA Oil seal 1-Instruction sheet	Alternate With	NATIONAL SEAL 1-C8TA 1173-H Sleeve 1-D3TA 1175-HA Oil seal	
90		D0HZ 1175-A		AR
	Consists of 1-D0HA 1173-A #1064 wiper	1-D0HA 1175-A #2072 retainer	1-Instruction sheet	
90		D0HZ 1175-B	Use w/Stemco wet type seals	AR
	Consists of 1-D0HA 1173-B #1062 wiper	1-D0HA 1175-B #2057 retainer	1-Instruction sheet	
90		D0HZ 1175-C	Use w/Stemco wet type seals	AR
	Consists of 1-D0HA 1173-C #1012 wiper	1-D0HA 1175-F #2104 retainer	1-Instruction sheet	
90	NOTE 1	D0HZ 1175-D	Use w/Stemco wet type seals	AR
	Consists of 1-D0HA 1173-D #1012 wiper or 1-D8HT 1173-AA #1091 wiper	1-D0HA 1175-C #2012 retainer or 1-D3HS 1175-BA #2102 retainer	1-Instruction sheet	
90	NOTE 2	D0HZ 1175-E	Use w/Stemco wet type seals	AR
	Consists of 1-D0HA 1173-E #1026 wiper	1-D0HA 1175-D #2025 retainer or 1-D3HS 1175-CA #2114 retainer	1-Instruction sheet	

1990/
TRUCK SERIES 600/900

YEAR	MODEL/RESTRICTIONS	PART NUMBER	DESCRIPTION	QTY.
1175	OIL SEAL KIT (INNER REAR WHEEL) — Cont'd			
	Refer to Rear Hub Model Application Chart in Section 11.2 for usage			
NOTE 1-	DOHA 1175-C (2-PC) has 5 11/16" O.D. and should be installed in the seal bore.			
NOTE 2-	D3HS 1175-BA (1-PC) has 5 1/4" O.D. and should be installed in the cup bore.			
NOTE 3-	DOHA 1175-D (2-PC) has 6 1/4" O.D. and should be installed in the seal bore.			
	D3HS 1175-CA (1-PC) has 6" O.D. and should be installed in the cup bore.			
	DOHA 1175-E (2-PC) has 6 1/4" O.D. and should be installed in the seal bore.			
	D3HS 1175-DA (1-PC) has 6" O.D. and should be installed in the cup bore.			
90	NOTE 3	DOHZ 1175-F	Use w/Stemco wet type seals	AR
	Consists of			
	1-DOHA 1173-F	#1002 wiper	1-DOHA 1175-E	#2005 retainer
			or	
			1-D3HS 1175-DA	#2113 retainer
90		DOTZ 1175-A		AR
	Consists of			
	CHICAGO RAWHIDE			NATIONAL SEAL
	1-C9TA 1173-A	#078949 sleeve	Alternate	1-C8TA 1173-B
	1-D3TA 1175-AA	#523699 seal	with	1-D3TA 1175-BA
	1-Instruction sheet			#JV-1508 sleeve
				#9583 seal
90		D7HZ 1175-D		AR
	Consists of			
	1-D7HT 1173-BA	wiper	1-D5HA 1175-AA	seal
				1-Instruction sheet
90		D7HZ 1175-E		AR
	Consists of			
	1-D7HT 1175-BA	Seal	1-D7HT 4A423-AA	wiper
				1-Instruction sheet
90		E1HZ 1175-A		AR
	Consists of			
	1-E1HT 1175-AA	Seal Assy.		Chicago Rawhide
90		E1HZ 1175-B		AR
	Consists of			
	1-E1HT 1175-BA	Seal assy.		National Seal
90		E4HZ 1175-B		2
	Consists of			
	1-E4HT 1175-AA	Seal assy.		National Seal
1187	GASKET (REAR AXLE WIPER)			
90	B-C-F-LN600/700	7EQ 1187	2 1/16" I.D. x 2 13/32" O.D.	2
90	CT800			4
1190	RETAINER and WIPER KIT (FRONT HUB GREASE)			
	Refer to Front Hub Model Application Chart in Section 11.1 for usage			
90		DOHZ 1190-A	Use w/Stemco wet type seals	AR
	Consists of			
	1-DOHA 1190-S	#2105 retainer	1-DOHA 3B304-C	#1008 wiper
				1-Instruction sheet
90		DOHZ 1190-B	Use w/Stemco wet type seals	AR
	Consists of			
	1-DOHA 1190-R	#2036 retainer	1-DOHA 3B304-D	#1036 wiper
	or 1-EOHT 1190-AA	retainer	1-EOHT 3B304-AA	wiper
				1-Instruction sheet
90		D5HZ 1190-A	Use with Stemco wet type seals	AR
	Consists of			
	1-D3TA 1190-B4A	#320-2133 retainer	1-DOHA 3B304-D	#1008 wiper
				1-Instruction sheet
90		D5HZ 1190-D	Use with Stemco wet type seals	AR
	Consists of			
	1-D3HA 1190-B2A	#320-2137 retainer	1-DOHA 3B304-B	#1037 wiper
				1-Instruction sheet

1990/
TRUCK SERIES 600/900

YEAR	MODEL/RESTRICTIONS	PART NUMBER	DESCRIPTION	QTY.
1190	RETAINER and WIPER KIT (FRONT HUB GREASE) — Cont'd Refer to Front Hub Model Application Chart in Section 11.1 for usage			
90		E3HZ 1190-A	Use w/Stemco wet type seals (#2119)	AR
	Consists of			
	1-D1HS 1190-AA	Retainer	1-Instruction sheet	
	1-E0HT 3B304-AA	Wiper		
90		E3HZ 1190-C	Use w/Stemco wet type seals (#385-0864)	AR
	Consists of			
	1-E2HT 1190-BA	Retainer and wiper assy.	1-Instruction sheet	
1A190	Refer to Front Hub Model Application Chart, Sect. 11.1			
1195	WASHER (FRONT HUB OUTER BEARING RETAINER) -For Front Hub usage, refer to Model Application Chart in Section 11.1 -For Front Axle usage, refer to Model Application Chart in Section 30			
1201-1245	Refer to Model Application Charts Sect. 11.1, 11.2			
1234	BRACKET (SPARE WHEEL CARRIER)-Improvise			
1K353-76	SPARE WHEEL CARRIER			
90	CF600/700	E6HZ 1K353-A	Ratchet	1
90	CF600	E6HZ 1W357-A	Cable-sp. whl. carrier	1
90	CF600/700	E6HZ 1A376-A	Bracket assy. sp. whl. carrier	1
1433	CARRIER ASSY. SPARE WHEEL			
90	CF600	E6HZ 1433-A		1
90	CF700	E6HZ 1433-B		1
1443	CHANNEL (SPARE WHEEL CARRIER)			
90	CF600	E6HZ 1443-A		
90	CF700	E6HZ 1443-B		
1W501	ADAPTER ASSY.-(WHEEL)			
90	CF600/800	E6HZ 1W501-A	Adapter assy.	
90	CF600/800	E6HZ 1W502-A	Support assy.	
1700	VALVE & CAP ASSY.			
90	CF600/800	E6HZ 1700-A	Valve & cap assy.	

)

)

)

FRONT HUB T.S.L. CROSS-REFERENCE GUIDE

HOW TO FIND A FRONT HUB SERVICE PART NUMBER FROM THE T.S.L.:

1. Locate the front hub number shown on the Truck Specification List.
2. Using the Cross-Reference below, find the correct parts list number. (Parts lists start following application chart in this section).
3. Turn to the correct parts list number and select the front hub service part number. (The parts list can also be used to select related parts.) If truck does not have a T.S.L., refer to page 2 of this section for model application.

T.S.L. NUMBER	BRAKE SIZE (INCHES)	PARTS LIST NO.	T.S.L. NUMBER	BRAKE SIZE (INCHES)	PARTS LIST NO.
E4HT 1013-BA	15 x 6	8	E8HT 1102-BA	15 x 4	23
E4HT 1013-CA	15 x 6	9	D7HT 1103-UA	15 x 4	4
E5HT 1013-AA	15 x 4	19	E0HT 1103-AA	DISC	1
E6HT 1013-AA	15 x 4	17	E4HT 1103-CB	DISC	10
E6HT 1013-BA	15 x 4	18	E4HT 1103-DB	DISC	11
E6HT 1013-DA	15 x 4	17	E4HT 1103-EB	DISC	12
E6HT 1013-EA	15 x 4	17	E4HT 1103-FA	15 x 6	14
D7HT 1102-UA	15 x 4	4	E5HT 1103-AA	DISC	15
E0HT 1102-AA	DISC	1	E5HT 1103-BA	15 x 4	16
E4HT 1102-CB	DISC	10	E5HT 1103-CA	DISC	15
E4HT 1102-DB	DISC	11	E5HT 1103-DA	15 x 4	13
E4HT 1102-EB	DISC	12	E7HT 1103-AA	DISC	21
E4HT 1102-FA	15 x 6	14	E7HT 1103-BA	DISC	22
E5HT 1102-AA	DISC	15	E7HT 1103-CA	15 x 4	5
E5HT 1102-BA	15 x 4	16	E8HT 1103-AA	15 x 4	24
E5HT 1102-CA	DISC	15	E8HT 1103-BA	15 x 4	23
E5HT 1102-DA	15 x 4	13	E0HT 2B542-AA	DISC	2
E7HT 1102-AA	DISC	21	E0HT 2B542-BA	DISC	3
E7HT 1102-BA	DISC	22	E3HT 2B542-AB	DISC	6
E7HT 1102-CA	15 x 4	5	E4HT 2B542-BB	DISC	7
E8HT 1102-AA	15 x 4	24	E7HT 2B542-AB	DISC	20

1990/ TRUCK SERIES 600/900

HOW TO UTILIZE FRONT HUB and DRUM PARTS LIST

1. Determine front axle capacity of the truck model for which the part is desired.
2. Select appropriate parts list number from the Model Application Chart below.
3. Refer to the Parts List (starting after this chart) for the following items:

1012	Nut-wheel	1190	Retainer-front wheel grease
1014	Hub assy.-front spoke wheel	1195	Washer-front hub outer bearing
1104	Hub assy.-front disc wheel	1201	Cone & roller assy.-front wheel inner bearing
1107-8	Bolt-hub	1202	Cup-front wheel inner bearing
1118-9	Bolt-hub	1216	Cone & roller assy.-front wheel outer bearing
1120-1	Nut-wheel	1217	Cup-front wheel outer bearing
1125	Drum-front brake		

For dimensions or identification numbers, on the above items, refer to the appropriate group.

MODEL APPLICATION CHART for FRONT HUBS, DRUMS & RELATED PARTS

For Rear Hubs, Drums, etc., refer to Section 11.2

FRONT AXLE CAPACITY	MODEL	BRAKE SIZE (inches)	YEAR	†	‡	•	FRONT AXLE CAPACITY	MODEL	BRAKE SIZE (inches)	YEAR	†	‡	•	PARTS LIST NO.
				S	D	M					S	D	M	

Notes: @ B-Budd D-Dayton G-Gunite (Div. of Kelsey Hayes CO.) M-Motor Wheel C-Consolidated Metco
 † size shown in inches ‡ Number of holes for mounting studs shown
 • Parts lists follow this application chart %20" or 22 1/2" Δ 22" or 24 1/2"

6000 lb.	All		90	20	D	20	12000 lb.				90	20	G	17	
			90		6	D					22	90	22	G	18
			90		10	D					21	90		10	M
7500 lb.			90		10	B	5				90		10	G	23
9000 lb.	15 x 3 1/2 or 15 x 4	90			10	B	5				90		10	D	24
										90		10	C	13	
	All		90	20		G	19	Cargo	15 x 4	90				16	
	Cargo	15 x 4	90				16	All	DISC	90	20		D	6	
	All	DISC	90	20		D	7	12000 lb.	Cargo	DISC	90			15	
			90		10	D	10	13100 lb.			90		10	G	23
9500 lb.	All	DISC	90	20		D	6	16000 lb.,	15 x 6	90	20		G	8	
			90		10	D	12	18000 lb.,			90	22		G	9
			90		10	D	12	20000 lb.,			90		10	G	14
10800 lb.			90		10	G	23	All	DISC	90		10	G	1	
			90		10	D	24				90	%		G	2
												90	Δ		G

1990/
TRUCK SERIES 600/900

QTY.	PART NUMBER	DESCRIPTION	QTY.	PART NUMBER	DESCRIPTION
FRONT HUB and DRUM PARTS LISTS					
For model application, refer to page 3 of this section					
PARTS LIST NO. 1			PARTS LIST NO. 4 — Cont'd		
2	D5HZ 1102-A	Rotor Assy.	2	D5HZ 1195-C	Washer
2	D5HZ 1104-A	Hub	2	B9TT 1202-A	Cup (inner bearing)
10	D5HZ 1107-A	Bolt (R.H. hub) 1 1/8"-16 x 3 9/16"	2	B5QH 1216-A	Bearing (outer)
10	D5HZ 1108-A	Bolt (L.H. hub) 1 1/8"-16 x 3 9/16"	2	C4TZ 1216-A	Bearing (inner)
10	BB 1134	Nut (R.H. hub bolt) 1 1/8"-16	2	9N 4222	Cup (outer bearing)
10	BB 1135	Nut (L.H. hub bolt) 1 1/8"-16	PARTS LIST NO. 5		
2	D5HZ 1190-C	Retainer (grease) w/o Stemco wet type seals	1	E4HZ 1104-H	Hub (R.H.)-90
2	D5HZ 1190-D	Kit (grease retainer) w/ Stemco wet type seals	1	E4HZ 1104-J	Hub (L.H.)-90
2	C5TZ 1195-A	Washer	10	D8HZ 1108-A	Bolt (R.H. hub)
2	C5TZ 1201-A	Bearing (inner)	10	D8HZ 1108-B	Bolt (L.H. hub)
2	C5TZ 1202-A	Cup (inner bearing)	10	BB 1120	Nut (R.H. hub bolt) 3/4"-16
2	C5TZ 1216-A	Bearing (outer)	10	BB 1121-A	Nut (R.H. hub bolt) 3/4"-16
2	C5TZ 1217-A	Cup (outer bearing)	2	D8HZ 1125-F	Drum
PARTS LIST NO. 2			2	D5HZ 1190-B	Retainer (grease) w/o Stemco seals-7M axle
2	D5HZ 1014-A	Spider	2	D0HZ 1190-B	Retainer (grease) w/Stemco seals-7M & 7.5M axle
2	D5HZ 1102-B	Rotor	2	E5HZ 1190-A	Retainer oil
12	D5HZ 1120-A	Nut (rotor bolt)	2	D5HZ 1190-A	Kit (grease retainer)-w/Stemco seals-9M axle
12	D5HZ 1123-A	Washer (rotor bolt)	2	D0TZ 1195-B	Washer-7M axle
12	D5HZ 1151-A	Bolt (rotor)	2	8EB 1195	Washer-9M axle
12	D5HZ 1151-B	Stud (rim)	2	TGAA 1201-A	Bearing (inner)-7M axle
2	D5HZ 1190-C	Retainer (grease) w/o Stemco wet type seals	2	8Q 1201-A	Bearing (inner)-7.5M & 9M axle
2	E3HZ 1190-C	Kit (oil retainer)	2	81T 1202	Cup (outer bearing)
2	C5TZ 1195-A	Washer	2	7EQH 1239	Cup (inner bearing)
2	C5TZ 1201-A	Bearing (inner)	2	C3TZ 1216-A	Bearing (outer)-7M axle
2	C5TZ 1202-A	Cup (inner bearing)	2	8EB 1216	Bearing (outer)-7.5M & 9M axle
2	C5TZ 1216-A	Bearing (outer)	PARTS LIST NO. 6		
2	C5TZ 1217-A	Cup (outer bearing)	2	D8HZ 1014-C	Hub
12	380853-S7-8	(MM-14-B)-nut (rim stud)-3/4"-10	2	E3HZ 1102-A	Rotor
PARTS LIST NO. 3			12	D3HZ 1120-A	Nut (rotor bolt)
2	D5HZ 1014-B	Spider	12	D3HZ 1A122-B	Washer
2	D5HZ 1102-B	Rotor	12	D3HZ 1151-B	Bolt (rotor)
12	D5HZ 1120-A	Nut (rotor bolt)	12	D5HZ 1151-B	Stud (rim)
12	D5HZ 1123-A	Washer (rotor bolt)	2	D5HZ 1190-B	Retainer (grease)
12	D5HZ 1151-A	Bolt (rotor)	2	E7HZ 1190-A	Retainer (oil)
12	D5HZ 1151-B	Stud (rim)	2	D5HZ 1195-C	Washer
2	D5HZ 1190-C	Retainer (grease) w/o Stemco wet type seals	2	D9HZ 1202-A	Cup (inner)
2	E3HZ 1190-C	Kit (oil retainer)	2	B5QH 1216-A	Bearing (outer)
2	C5TZ 1195-A	Washer	2	C4TZ 1216-A	Bearing (inner)
2	C5TZ 1201-A	Bearing (inner)	2	9N 4222	Cup (outer)
2	C5TZ 1202-A	Cup (inner bearing)	12	380853-S7-8	(MM-14-B)-nut (rim stud)-3/4"-10
2	C5TZ 1216-A	Bearing (outer)	PARTS LIST NO. 7		
2	C5TZ 1217-A	Cup (outer bearing)	2	E4HZ 1014-C	Hub
12	380853-57.8	(MM-14-B)-nut (rim stud)-3/4"-10	2	E3HZ 1102-A	Rotor
PARTS LIST NO. 4			12	D3HZ 1120-A	Nut (rotor bolt)
1	D8HZ 1104-C	Hub (R.H.)	12	D3HZ 1A122-B	Washer
1	D8HZ 1104-D	Hub (L.H.)	AR	E4HZ 1148-A	Balance weight
10	D8HZ 1107-C	Bolt (R.H. hub)	12	D3HZ 1151-B	Bolt (rotor)
10	D8HZ 1107-D	Bolt (L.H. hub)	12	D5HZ 1151-B	Stud (rim)
10	BB 1134	Nut (R.H. drum bolt) 1 1/8"-16	2	D5HZ 1190-A	Kit (oil retainer)
10	BB 1135	Nut (L.H. drum bolt) 1 1/8"-16	2	E5HZ 1190-A	Retainer oil
2	D8HZ 1125-A	Drum	2	D5HZ 1195-C	Washer
2	D5HZ 1190-B	Retainer (grease)-w/o Stemco seals			
2	D0HZ 1190-B	Retainer (grease)-w/Stemco seals			

1990/
TRUCK SERIES 600/900

QTY.	PART NUMBER	DESCRIPTION	QTY.	PART NUMBER	DESCRIPTION
FRONT HUB and DRUM PARTS LISTS — Cont'd					
For model application, refer to page 3 of this section					
PARTS LIST NO. 7 — Cont'd			PARTS LIST NO. 10 — Cont'd		
2	8Q 1201-A	Bearing (inner)	AR	E4HZ 1148-A	Weight (balance)
2	81T 1202	Cup (outer)	2	D5HZ 1190-A	Kit (oil retainer)
2	8EB 1216	Bearing (outer)	2	E5HZ 1190-A	Retainer oil
2	7EQH 1239	Cup (inner)	2	D5HZ 1195-C	Washer
12	380853-S7-8	(MM-14-B)-nut (rim stud)-3/4"-10	2	8Q 1201-A	Bearing (inner)
PARTS LIST NO. 8			2	81T 1202	Cup (inner)
2	D8HZ 1014-F	Hub	2	8EB 1216	Bearing (outer)
12	D5HZ 1120-A	Locknut	2	7EQH 1239	Cup (outer)
12	D5HZ 1123-A	Washer	AR	380853-S7-8	(MM-14-B)-nut (rim stud)-3/4"-10
2	E4HZ 1125-B	Drum	PARTS LIST NO. 11		
2	D5HZ 1131-A	Cap (oil hub)	2	E4HZ 1104-E	Hub
2	E4HZ 1131-C	Cap (grease hub)	6	E4HZ 1107-C	Bolt (R.H. hub)-3/4"-16 x 3 3/16"
12	D5HZ 1151-A	Bolt	6	E4HZ 1108-C	Bolt (L.H. hub)-3/4"-16 x 3 3/16"
12	D5HZ 1151-B	Stud	AR	BB 1120	Nut (R.H. drum bolt)-3/4"-16
2	C4TZ 1153-B	Gasket oil & grease cap	AR	E4HZ 1120-A	Nut (R.H. sleeve cap)
2	E2HZ 1153-A	Gasket oil cap	AR	BB 1121-A	Nut (L.H. drum bolt)-3/4"-16
2	D5HZ 1190-C	Retainer assy. grease	AR	E4HZ 1121-A	Nut (L.H. sleeve cap)
2	E3HZ 1190-C	Retainer assy. oil	2	E4HZ 1125-D	Rotor
2	C5TZ 1201-A	Cone & roller assy (inner)	AR	BB 1134	Nut (R.H. drum bolt)-1 1/8"-16
2	C5TZ 1202-A	Bearing cup (inner)	AR	BB 1135	Nut (L.H. drum bolt)-1 1/8"-16
2	C5TZ 1216-A	Cone & roller assy. (outer)	AR	E4HZ 1148-A	Weight (balance)
2	C5TZ 1217-A	Bearing cup (outer)	2	D5HZ 1190-A	Kit (oil retainer)
12	56518-S100	Bolt 5/16-18 x .50 (grease)	2	E5HZ 1190-A	Retainer oil
12	★56519-S2	Bolt 5/16-18 x .62 (oil)	2	D5HZ 1195-C	Washer
PARTS LIST NO. 9			2	8Q 1201-A	Bearing (inner)
2	D8HZ 1014-G	Hub	2	81T 1202	Cup (inner)
12	D5HZ 1120-A	Locknut	2	8EB 1216	Bearing (outer)
12	D5HZ 1123-A	Washer	2	7EQH 1239	Cup (outer)
2	E4HZ 1125-B	Drum	AR	380853-S7-8	(MM-14-B)-nut (rim stud)-3/4"-10
2	D5HZ 1131-A	Cap oil hub	PARTS LIST NO. 12		
2	E4HZ 1131-C	Cap grease hub	2	E4HZ 1104-C	Hub
12	D5HZ 1151-A	Stud	10	E4HZ 1107-B	Bolt (R.H. hub)-3/4"-16 x 3 1/2"
12	D5HZ 1151-B	Stud	10	E4HZ 1108-B	Bolt (L.H. hub)-3/4"-16 x 3 1/2"
2	C4TZ 1153-B	Gasket oil & grease cap	AR	BB 1120	Nut (R.H. drum bolt)-3/4"-16
2	E4HZ 1153-A	Gasket oil cap	AR	E4HZ 1120-A	Nut (R.H. sleeve cap)
2	D5HZ 1190-C	Retainer assy. grease	AR	BB 1121-A	Nut (L.H. drum bolt)-3/4"-16
2	E3HZ 1190-C	Retainer assy. oil	AR	E4HZ 1121-A	Nut (L.H. sleeve cap)
2	C5TZ 1195-A	Washer (16-18 K axle)	2	E4HZ 1125-C	Rotor
2	385603-S2	Washer (9-13 K axle)	AR	BB 1134	Nut (R.H. drum bolt)-1 1/8"-16
2	C5TZ 1201-A	Cone & roller assy. (inner)	AR	BB 1135	Nut (L.H. drum bolt)-1 1/8"-16
2	C5TZ 1202-A	Bearing cup (inner)	AR	E4HZ 1148-A	Weight (balance)
2	C5TZ 1216-A	Cone & roller assy. (outer)	2	D5HZ 1190-B	Retainer (grease)
2	C5TZ 1217-A	Bearing cup (outer)	2	E7HZ 1190-A	Retainer (oil)
12	56518-S100	(B-319-H)-Bolt 5/16-18 x .50 (grease)	2	D5HZ 1195-C	Washer
PARTS LIST NO. 10			2	B9TT 1202-A	Cup (inner)
2	E4HZ 1104-D	Hub	2	B5QH 1216-A	Bearing (outer)
10	E4HZ 1107-B	Bolt (R.H. hub)-3/4"-16 x 3 1/2"	2	C4TZ 1216-A	Bearing (inner)
10	E4HZ 1108-B	Bolt (L.H. hub)-3/4"-16 x 3 1/2"	2	9N 4222	Cap (outer)
AR	BB 1120	Nut (R.H. drum bolt)-3/4"-16	AR	380853-S7-8	(MM-14-B)-nut (rim stud)-3/4"-10
AR	E4HZ 1120-A	Nut (R.H. sleeve cap)	PARTS LIST NO. 13		
AR	BB 1121-A	Nut (L.H. drum bolt)-3/4"-16	1	E5HZ 1104-A	Hub (R.H.)
AR	E4HZ 1121-A	Nut (L.H. sleeve cap)	1	E5HZ 1104-B	Hub (L.H.)
2	E4HZ 1125-C	Rotor	2	D8HZ 1125-A	Drum
AR	BB 1134	Nut (R.H. drum bolt)-1 1/8"-16	10	BB 1134	Nut (R.H. drum bolt)
AR	BB 1135	Nut (L.H. drum bolt)-1 1/8"-16	10	BB 1135	Nut (L.H. drum bolt)

1990/
TRUCK SERIES 600/900

QTY.	PART NUMBER	DESCRIPTION	QTY.	PART NUMBER	DESCRIPTION
FRONT HUB and DRUM PARTS LISTS — Cont'd					
For model application, refer to page 3 of this section					
PARTS LIST NO. 13 — Cont'd			PARTS LIST NO. 17 — Cont'd		
10	E5HZ 1151-A	Stud (R.H.)	2	E4HZ 1125-E	Drum
10	E5HZ 1151-B	Stud (L.H.)	12	D3HZ 1151-B	Bolt (drum)
2	D5HZ 1190-B	Retainer (grease)	10	C9TZ 1151-A	Stud rim
2	E7HZ 1190-A	Retainer (grease)	2	D5HZ 1190-B	Retainer
2	D5HZ 1195-C	Washer	2	D5HZ 1195-C	Washer
2	B9TT 1202-A	Cup bearing	2	B9TT 1202-A	Cup (inner bearing)
2	9N4222	Cup bearing	2	B8QH 1216-A	Bearing (outer)
2	C4TZ 1216-A	Bearing (inner)	2	C4TZ 1216-A	Bearing (inner)
2	B5QH 1216-A	Bearing (outer)	2	9N 4222	Cup (outer bearing)
PARTS LIST NO. 14			10	380853-S7-8	(MM-14-B) Nut (rim stud)
2	E4HZ 1104-G	Hub (R.H. & L.H.)	PARTS LIST NO. 18		
10	E4HZ 1107-E	Bolt (R.H.)	2	D5HZ 1014-E	Hub
10	E4HZ 1108-E	Bolt (L.H.)	12	D5HZ 1120-A	Nut (drum bolt)
2	E4HZ 1125-F	Drum	12	D5HZ 1123-A	Washer (drum bolt)
10	BB 1134	Nut (R.H. drum bolt)	2	E6HZ 1125-H	Drum
10	BB 1135	Nut (L.H. drum bolt)	12	D5HZ 1151-A	Bolt (R.H. & L.H. drum)
2	D5HZ 1190-C	Retainer (grease)-w/o stemco seals	10	D5HZ 1151-B	Stud (rim)
2	E3HZ 1190-C	Retainer (grease)-w/stemco seals	2	D5HZ 1190-B	Retainer
2	D5HZ 1195-C	Washer	2	D5HZ 1195-C	Washer
2	C5TZ 1201-A	Bearing (inner)	2	B9TT 1202-A	Cup (inner bearing)
2	C5TZ 1202-A	Cup (inner bearing)	2	B8QH 1216-A	Bearing (outer)
2	C5TZ 1216-A	Bearing (outer)	2	C4TZ 1216-A	Bearing (inner)
2	C5TZ 1217-A	Cup (outer bearing)	2	9N 4222	Cup (outer bearing)
PARTS LIST NO. 15			10	380853-S7-8	(MM-14-B) nut (rim stud)
2	E6HZ 1104-A	Hub (hyd.)-8 hole	PARTS LIST NO. 19		
2	E6HZ 1104-C	Hub (air/hyd.)-10 hole	2	E7HZ 1014-A	Hub
8	E6HZ 1107-B	Stud (hyd.)-8 hole	10	E7HZ 1107-A	Bolt
10	E6HZ 1107-C	Stud (air)-10 hole	10	D5HZ 1120-A	Nut
10	E6HZ 1107-A	Stud-10 hole (air/hyd.)	10	D5HZ 1123-A	Washer
AR	E6HZ 1120-B	Nut-8 hole	2	E6HZ 1125-H	Drum
AR	E6HZ 1120-A	Nut-10 hole (air/hyd.)	10	D5HZ 1151-B	Stud
2	E6HZ 1125-G	Rotor-8 hole	2	D5HZ 1190-E	Retainer
2	E6HZ 1125-F	Rotor-10 hole	2	8Q 1201-A	Cone & Roller (inner)
2	E6HZ 1131-A	Cap frt. hub grease	2	81T 1202	Cup (inner)
2	D5HZ 1190-E	Retainer (grease)	2	8EB 1216	Bearing (outer)
2	8Q 1201-A	Bearing inner	2	7EQH 1239	Cup (outer)
2	81T 1202	Cup inner bearing	PARTS LIST NO. 20		
2	8EB 1216	Bearing outer	2	E7HZ 1014-B	Hub
2	7EQH 1239	Cup outer bearing	6	D5HZ 1118-E	Bolt
PARTS LIST NO. 16			6	D3HZ 1120-A	Nut (rotor bolt)
2	E6HZ 1104-B	Hub (full air brake)	6	D3HZ 1A122-B	Washer
10	E6HZ 1107-A	Stud	2	E4HZ 1125-A	Rotor
10	E6HZ 1120-A	Nut	6	C9TZ 1151-A	Stud (rim)
2	E6HZ 1125-E	Drum (full air brake)	2	C9HZ 1190-A	Retainer (grease)
2	E6HZ 1131-A	Cap frt. hub grease	2	D0HZ 1190-A	Kit (oil retainer)
2	D5HZ 1190-B	Retainer (grease)	2	D0TZ 1195-B	Retainer
2	B9TT 1202-A	Cup inner bearing	2	TGAA 1201-A	Bearing (inner)
2	C4TZ 1216-A	Bearing inner	2	C3TZ 1202-A	Cup (outer)
2	9N 4222	Cup outer bearing	2	TGAA 1202-A	Cup (inner)
PARTS LIST NO. 17			2	C3TZ 1216-A	Bearing (outer)
2	D8HZ 1014-E	Hub (use w/TSL E6HT 1013-AA)	12	380853-S7/8	(MM-14-B)-Nut (rim stud)-3/4"-10
2	E6HZ 1104-H	Hub (used w/TSL E6HT 1013-DA)	PARTS LIST NO. 21		
2	E6HZ 1104-J	Hub (used w/TSL E6HT 1013-EA)	2	E7HZ 1104-A	Hub
12	D3HZ 1120-A	Nut (drum bolt)	10	E4HZ 1107-A	Bolt (R.H.)
12	D3HZ 1A122-B	Washer (drum bolt)	10	E4HZ 1108-A	Bolt (L.H.)
			2	E4HZ 1120-A	Nut (R.H.)

1990/
TRUCK SERIES 600/900

QTY.	PART NUMBER	DESCRIPTION	QTY.	PART NUMBER	DESCRIPTION
FRONT HUB and DRUM PARTS LISTS — Cont'd					
For model application, refer to page 3 of this section					
PARTS LIST NO. 21 — Cont'd			PARTS LIST NO. 22 — Cont'd		
AR	D3HZ 1120-A	Nut	2	C3TZ 1216-A	Bearing (outer)
2	E4HZ 1121-A	Nut (L.H.)	AR	56519-S2	Bolt 5/16"-18 x .62
AR	D3HZ 1A122-B	Washer	AR	389846-S2	Nut 1.00 x 14
2	E4HZ 1125-A	Rotor	PARTS LIST NO. 23		
2	D0HZ 1131-A	Cap	2	E8HZ 1014-A	Hub
2	TGAA 1131-B	Cap	AR	E8HZ 1107-A	Bolt-R.H.
AR	D3HZ 1151-B	Stud 3/4"-16 x 2.0	AR	E8HZ 1107-B	Bolt-L.H.
2	D0HZ 1153-A	Gasket	AR	E8HZ 1120-A	Nut-R.H.
2	TGAA 1153-A	Gasket	AR	E8HZ 1120-D	Nut-L.H.
2	C9HZ 1190-A	Retainer	2	D8HZ 1125-D	Drum
2	D0HZ 1190-A	Retainer	2	D5HZ 1190-B	Retainer (grease)
2	D0TZ 1195-B	Retainer	2	E7HZ 1190-A	Retainer (oil)
2	TGAA 1201-A	Bearing (inner)	2	D5HZ 1195-C	Washer
2	C3TZ 1202-A	Cup (outer)	2	B9TT 1202-A	Cup (inner)
2	TGAA 1202-A	Cup (inner)	2	C4TZ 1216-A	Bearing (inner)
2	C3TZ 1216-A	Bearing (outer)	2	B5QH 1216-A	Bearing (outer)
AR	56519-S2	Bolt 5/16"-18 x .62	2	9N 4222	Cup (outer)
2	389846-S2	Nut 1.00 x 14	AR	380853-S7-8	(MM-14-B) Nut (rim stud)-3/4"-10
PARTS LIST NO. 22			PARTS LIST NO. 24		
2	E7HZ 1104-B	Hub	2	E8HZ 1104-A	Hub
10	E4HZ 1107-A	Bolt (R.H.)	10	E8HZ 1107-C	Bolt (R.H. hub)-1 1/8-16
10	E4HZ 1108-A	Bolt (L.H.)	10	E8HZ 1108-A	Bolt (L.H. hub)-1 1/8-16
2	E4HZ 1120-A	Nut (R.H.)	AR	E2HZ 1120-A	Nut (R.H. drum bolt)
2	E4HZ 1121-A	Nut (L.H.)	AR	E2HZ 1121-A	Nut (L.H. drum bolt)
AR	D3HZ 1120-A	Nut	2	E2HZ 1125-A	Drum
AR	D3HZ 1A122-B	Washer	2	D0HZ 1131-M	Cap Hub Grease
2	E4HZ 1125-A	Rotor	2	D9HZ 1131-C	Cap Hub Oil
2	D0HZ 1131-A	Cap	2	C4TZ 1153-B	Gasket Grease Cap
2	TGAA 1131-B	Cap	2	E7HZ 1190-A	Kit (oil retainer)
AR	D3HZ 1151-B	Stud 3/4"-16 x 2.0	2	D5HZ 1195-C	Washer
2	D0HZ 1153-A	Gasket	2	B9TT 1202	Cup (inner)
2	TGAA 1153-A	Gasket	2	B5QH 1216-A	Bearing (outer)
2	C9HZ 1190-A	Retainer	2	8Q 1201-A	Bearing (inner)
2	D0HZ 1190-A	Retainer	2	D8HZ 3104-A	Nut 1.50-18
2	D0TZ 1195-B	Retainer	2	9N 4222	Cup
2	TGAA 1201-A	Bearing (inner)	12	56518-S100	(B-319-H) Bolt 5/16-18-50
2	C3TZ 1202-A	Cup (outer)	12	56519-S2	(MM-82-A) Bolt 5/16-18-62
2	TGAA 1202-A	Cup (inner)	AR	380853-S7-8	(MM-14-B) Nut (rim stud)-3/4-10

REAR HUB T.S.L. CROSS-REFERENCE GUIDE
HOW TO FIND A REAR HUB SERVICE NUMBER FROM THE T.S.L.:

1. Locate the rear hub number shown on the Truck Specification List.
2. Using the Cross-Reference below, find the correct parts list number.
(Parts lists follow the Application Chart in this section)
3. Turn to the correct parts list number and select the rear hub service part number. (The parts list can also be used to select related parts).

If truck does not have a T.S.L. refer to the Model Application Chart in this section

T.S.L. NUMBER	BRAKE SIZE (INCHES)	PARTS LIST NO.	T.S.L. NUMBER	BRAKE SIZE (INCHES)	PARTS LIST NO.
E4HT 1113-KB	15 x 5	3	E9HT 1113-GC	16.5 x 7	15
E4HT 1113-RB	15 x 6	4	E9HT 1113-HC	16.5 x 7	16
E4HT 1113-AAC	15 x 6, 15 x 7	2	E9HT 1113-TA	16.5 x 7	13
E4HT 1113-AYA	16 1/2 x 7	1	E9HT 1113-UA	15 x 7	14
E5HT 1113-FA		10	E4HT 1114-KA	15 x 5	3
E5HT 1113-JA		10	E4HT 1114-RB	15 x 6	4
E6HT 1113-JA	15 x 7	9	E4HT 1114-AAC	15 x 6, 15 x 7	2
E6HT 1113-KA	16.5 x 7	8	E4HT 1114-AYA	16 1/2 x 7	1
E8HT 1113-AA	16 1/2 x 7	12	E6HT 1114-JA	15 x 7	8
E8HT 1113-BA	15 x 7	7	E6HT 1114-KA	16.5 x 7	9
E8HT 1113-CA	15 x 6	6	E9HT 1114-EA	16 1/2 x 7	17
E8HT 1113-DA	15 x 5	5	E9HT 1114-TA	16.5 x 7	13
E9HT 1113-EA	16 1/2 x 7	17	E9HT 1114-UA	15 x 7	14

1990/ TRUCK SERIES 600/900

HOW TO UTILIZE REAR HUB and DRUM PARTS LIST

1. Determine rear axle capacity of the truck model for which the part is desired.
 2. Select appropriate parts list number from the Model Application Chart
 3. Refer to Parts List (which follow the Application Chart)
- for the following items:

1107-8 Bolt-hub	1175 Retainer--rear wheel grease
1109 Hub assy.--rear	1181 Oil seal assy.--rear axle
1118-9 Bolt-hub	1239 Cup--rear wheel outer bearing
1124 Washer--rear bearing nut lock	1240 Cone and roller assy.--rear wheel outer bearing
1126 Drum--rear brake	1243 Cup--rear wheel inner bearing
1174 Wiper assy.--rear axle shaft	1244 Cone and roller assy.--rear wheel inner bearing

For dimensions or identification numbers, on the above items, refer to the appropriate group.

MODEL APPLICATION CHART for REAR HUBS, DRUMS & RELATED PARTS

For Front Hubs, Drums, etc., refer to Section 11.1

REAR AXLE CAPACITY	MODEL	BRAKE SIZE (inches)	YEAR	†	‡	@	● PARTS LIST NO.	REAR AXLE CAPACITY	MODEL	BRAKE SIZE (inches)	YEAR	†	‡	@	● PARTS LIST NO.		
				S	D	M						P	I	A			
				O	S	K						O	S	K			
				E	C	E						E	C	E			
<p>Notes: B-Budd D-Dayton G-Gunite (Div. of Kelsey Hayes Co.) R-Rockwell, M-Motor Wheel † Size shown in inches ‡ Number of holes for mounting studs shown ● Parts Lists follow this Application Chart</p>																	
15000 lb.		15 x 5	90		6	D	3	22000 lb.	All	15 x 7	90			10	B	14	
			90	20		D	5		All	16 1/2 x 7	90			10	B	13	
		15 x 6	90		6	D	4				90	20			10	D	15
			90	20		D	6			16 1/2 x 7	90			10	M	17	
17500 lb.	All	15 x 7	90	20		D	12	23000 lb.	All	16 1/2 x 7	90	20			D	15	
	Cargo		90				10				90			10	B	13	
	All	16 1/2 x 7	90	20		D	7		34000 lb.	All	15 x 7	90			10	B	73
		90		10	B	8				90	20			10	D	12	
Air (Cargo)	16.5 x 7	90				10	Exc. CL-CLT9000	16 1/2 x 7		90	20			10	D	7	
18500 lb.	All	15 x 7	90	20		D	12		CL-CLT9000	16 1/2 x 7	90			10	M	18	
19000 lb.	All	15 x 6	90		6	D	2	38000 lb.	All	16 1/2 x 7	90			10	B	8	
	All		90		10	B	9		Exc. CL-CLT900	16 1/2 x 7	90	22			D	16	
	All	16 1/2 x 7	90	20		D	7		All	16 1/2 x 7	90			10	B	13	
20,000 lb	Cargo	15 x 7	90				11	44000 lb	Exc. CL-CLT9000	16 1/2 x 7	90			10	M	17	
		16.5 x 7	90				11			All	16 1/2 x 7	90	22			D	16
											All	16 1/2 x 7	90			10	B

1990/
TRUCK SERIES 600/900

QTY.	PART NUMBER	DESCRIPTION	QTY.	PART NUMBER	DESCRIPTION
REAR HUB and DRUM PARTS LISTS					
For model application, refer to the model application charts in this section					
PARTS LIST NO. 1			PARTS LIST NO. 3 -- Cont'd		
1	D8HZ 1109-A	Hub (R.H.)	AR	BB 1134	Nut R.H. thread (outer)
1	D8HZ 1109-B	Hub (L.H.)	AR	BB 1135	Nut L.H. thread (outer)
2	7EQH 1124-A	Washer	16	7EQ 1142	Adapter
2	D8HZ 1126-A	Drum	16	C6TZ 1151-B	Stud (drive)-w/oil slinger
10	BB 1132	Nut R.H. thread 3/4"-16 x 2 1/8" long (inner)	16	E4HZ 1151-G	Stud (drive)-w/o oil slinger
10	BB 1133	Nut L.H. thread 3/4"-16 x 2 1/8" long (inner)	2	DOHZ 1175-B	Kit (grease retainer) w/Stemco
10	BB 1134	Nut L.H. thread 1 1/8"-16 hex hd (outer)	2	D0TZ 1175-B	Kit (grease retainer) w/o Stemco
10	BB 1135	Nut R.H. thread 1 1/8"-16 hex hd (outer)	2	B6T 1240-A	Bearing (outer)
24	D8HZ 1151-C	Stud (drive)	2	B4Q 1243-A	Cup (inner bearing)
10	D8HZ 1151-A	Bolt (R.H. hub)	2	B6T 1243-A	Cup (outer bearing)
10	D8HZ 1151-B	Bolt (L.H. hub)	2	B6T 1244-C	Bearing (inner)
2	B7TZ 1174-A	Wiper	2	E4HZ 2240-E	Slinger-oil
2	DOHZ 1175-D	Kit (grease retainer)-W/Stemco wet type seals	16	33846-S8	(M-69)-nut-1/2"-20
2	E6HZ 1175-E	Kit (grease retainer)-W/O Stemco wet type seals	16	34809-S8	(X-68)-washer-1/2"
2	7EQH 1239	Cup (outer bearing)	AR	380853-S7-8	(MM-14-B)-nut (rim stud)-3/4"-10
2	7EQH 1240	Bearing (outer)	PARTS LIST NO. 4		
2	7EQH 1243	Cup (inner bearing)	2	A8TZ 1001-C	Gasket
2	7EQH 1244	Bearing (inner)	2	E4HZ 1109-E	Hub
PARTS LIST NO. 2			6	E4HZ 1118-C	Bolt (R.H.)-w/oil slinger
2	A8TZ 1001-D	Gasket	6	E4HZ 1118-D	Bolt (R.H.)-w/o oil slinger
2	E3HZ 1109-A	Hub	6	E4HZ 1119-C	Bolt (L.H.)-w/oil slinger
6	E4HZ 1118-B	Bolt (R.H.)-w/oil slinger	6	E4HZ 1119-D	Bolt (L.H.)-w/o oil slinger
6	E4HZ 1118-E	Bolt (R.H.)-w/o oil slinger	2	B4T 1124-A	Washer
6	E4HZ 1119-B	Bolt (L.H.)-w/oil slinger	2	E4HZ 1126-G	Drum
6	E4HZ 1119-E	Bolt (L.H.)-w/o oil slinger	AR	BB 1132	Nut R.H. thread (inner)
2	7EQ 1124-A	Washer	AR	BB 1133	Nut L.H. thread (inner)
2	E4HZ 1126-B	Drum	AR	BB 1134	Nut R.H. thread (outer)
AR	BB 1132	Nut R.H. thread (inner)	AR	BB 1135	Nut L.H. thread (outer)
AR	BB 1133	Nut L.H. thread (inner)	16	7EQ 1142	Adapter
AR	BB 1134	Nut R.H. thread (outer)	16	E3HZ 1151-A	Stud (drive)-w/oil slinger
AR	BB 1135	Nut L.H. thread (outer)	16	E4HZ 1151-G	Stud (drive)-w/o oil slinger
16	7EQ 1142	Adapter	2	DOHZ 1175-D	Kit (grease retainer) w/Stemco
24	E3HZ 1151-A	Stud (drive)	2	D0TZ 1175-B	Kit (grease retainer) w/o Stemco
2	DOHZ 1175-D	Kit (grease retainer)-w/Stemco	2	B6T 1240-A	Bearing (outer)
2	E6HZ 1175-E	Kit (grease retainer)-w/o Stemco	2	B4Q 1243-A	Cup (inner bearing)
2	7EQH 1239	Cup (outer bearing)	2	B6T 1243-A	Cup (outer bearing)
2	7EQH 1240	Bearing (outer)	2	B6T 1244-C	Bearing (inner)
2	7EQH 1243	Cup (inner bearing)	2	E4HZ 2240-E	Slinger-oil
2	7EQH 1244	Bearing (inner)	16	33846-S8	(M-69)-nut-1/2"-20
2	E4HZ 2240-B	Slinger	16	34809-S8	(X-68)-washer-1/2"
AR	33846-S8	(M-69)-nut-1/2"-20	AR	380853-S7-8	(MM-14-B)-nut (rim stud)-3/4"-10
AR	34809-S8	(X-68)-washer-1/2"	PARTS LIST NO. 5		
AR	380853-S7-8	(MM-14-B)-nut (rim stud)-3/4"-10	2	A8TZ 1001-C	Gasket
PARTS LIST NO. 3			2	E4HZ 1109-D	Hub
2	A8TZ 1001-C	Gasket	10	D3HZ 1121-A	Nut
2	E4HZ 1109-E	Hub	2	B4T 1124-A	Washer
6	E4HZ 1118-C	Bolt (R.H.)-w/oil slinger	2	E4HZ 1126-D	Drum
6	E4HZ 1118-D	Bolt (R.H.)-w/o oil slinger	16	7EQ 1142-A	Adapter
6	E4HZ 1119-C	Bolt (L.H.)-w/oil slinger	10	C9TZ 1151-F	Bolt
6	E4HZ 1119-D	Bolt (L.H.)-w/o oil slinger	10	C9TZ 1151-A	Stud (rim)
2	B4T 1124-A	Washer	16	E8HZ 1151-A	Stud drive
2	E4HZ 1126-F	Drum	2	DOHZ 1175-B	Kit (greaser retainer) w/Stemco
AR	BB 1132	Nut R.H. thread (inner)	2	D0TZ 1175-B	Kit (grease retainer) w/o Stemco
AR	BB 1132	Nut L.H. thread (inner)	2	B6T 1240-A	Bearing (outer)

1990/
TRUCK SERIES 600/900

QTY.	PART NUMBER	DESCRIPTION	QTY.	PART NUMBER	DESCRIPTION
REAR HUB and DRUM PARTS LISTS — Cont'd					
For model application, refer to the model application charts in this section					
PARTS LIST NO. 5 — Cont'd			PARTS LIST NO. 8 — Cont'd		
2	B4Q 1243-A	Cup (inner bearing)	AR	7EQ 1142	Adapter
2	B6T 1243-A	Cup (outer bearing)	2	7EQH 1144	Gasket-r/b A8TZ 1001-D
2	B6T 1244-C	Bearing (inner)	12	D3TZ 1151-C	Bolt drive flg.
2	E4HZ 2240-D	Slinger-oil	10	E4HZ 1151-C	Bolt (R.H.)-use w/oil slinger
16	33846-S8	(M-69)-nut-1/2"-20	10	E4HZ 1151-D	Bolt (L.H.)-use w/oil slinger
16	34809-S8	(X-68)-washer-1/2"	10	E4HZ 1151-E	Bolt WHL (R.H.)-use w/o oil slinger
10	44881-S2	(X-40-G)-washer-5/8"	10	E4HZ 1151-F	Bolt WHL (L.H.)-use w/o oil slinger
AR	38053-S7-8	(MM-14-B)-nut (rim stud)-3/4"-10	2	E6HZ 1175-E	Seal kit
PARTS LIST NO. 6			PARTS LIST NO. 9		
2	A8TZ 1001-C	Gasket	2	7EQH 1239	Cup brg.
2	E4HZ 1109-D	Hub	2	7EQH 1240	Brg. (outer)
10	D3HZ 1121-A	Nut	2	7EQH 1243	Cup brg. (inner)
2	B4T 1124-A	Washer	2	7EQH 1244	Brg. (inner)
2	E4HZ 1126-E	Drum	2	D2HZ 2240-A	Baffle Budd
16	7EQ 1142	Adapter	1	E4HZ 1109-K	Hub (R.H.)
10	C5TZ 1151-A	Bolt-90	1	E4HZ 1109-L	Hub (L.H.)
10	C9TZ 1151-F	Bolt	2	E2HZ 1126-D	Drum
10	C9TZ 1151-A	Stud (rim)	12	D3TZ 1151-C	Bolt drive flg.
16	E8HZ 1151-A	Stud drive	10	E4HZ 1151-C	Bolt (R.H.)-use w/oil slinger
2	D0HZ 1175-B	Kit (grease retainer) w/Stemco	10	E4HZ 1151-D	Bolt (L.H.)-use w/oil slinger
2	D0TZ 1175-B	Kit (grease retainer) w/o Stemco	10	E4HZ 1151-E	Bolt WHL R.H.-use w/o oil slinger
2	B6T 1240-A	Bearing (outer)	10	E4HZ 1151-F	Bolt WHL L.H.-use w/o oil slinger
2	B4Q 1243-A	Cup (inner bearing)	2	E6HZ 1175-E	Seal kit
2	B6T 1243-A	Cup (outer bearing)	2	7EQH 1239	Cup brg.
2	B6T 1244-C	Bearing (inner)	2	7EQH 1243	Cup brg.
2	E4HZ 2240-D	Slinger-oil	2	D2HZ 2240-A	Slinger
16	33846-S8	(M-69)-nut-1/2"-20	PARTS LIST NO. 10		
16	34809-S8	(X-68)-washer-1/2"	2	E6HZ 1109-A	Hub asy.
10	44881-S2	(X-40-G)-washer-5/8"	8	E6HZ 1118-A	Bolt
AR	380853-S7-8	(MM-14-B)-nut (rim stud)-3/4"-10	8	E6HZ 1120-B	Nut
PARTS LIST NO. 7			AR	7EQ 1124-A	Washer
AR	A8TZ 1001-D	Gasket	2	E6HZ 1126-H	Drum (CF 600)
AR	D8HZ 1109-M	Hub	AR	B8QH 1142-A	Adaptor
AR	D5HZ 1118-E	Bolt-90	AR	E6HZ 1151-A	Stud
AR	D3HZ 1151-B	Bolt-90	AR	E1HZ 1175-A	Retainer (grease)
AR	D3HZ 1120-A	Nut	AR	E6HZ 1175-C	Retainer (grease)
AR	D3HZ 1A122-B	Washer	2	7EQH 1239	Cup outer bearing
AR	7EQ 1124-A	Washer	2	7EQH 1240	Bearing outer
AR	E4HZ 1126-J	Drum	2	E6HZ 1243-A	Cup inner bearing
AR	7EQ 1142	Adapter	2	7EQH 1244	Bearing inner
AR	E8HZ 1151-A	Stud drive	PARTS LIST NO. 11		
AR	C9TZ 1151-A	Stud (rim)	2	E6HZ 1109-C	Hub
AR	D0HZ 1175-D	Kit (grease retainer)-w/Stemco	AR	E6HZ 1118-B	Bolt
AR	E6HZ 1175-E	Kit (grease retainer)-w/o Stemco	AR	E6HZ 1120-A	Nut
AR	7EQH 1239	Cup (outer bearing)	AR	D5HZ 1124-A	Washer
AR	7EQH 1240	Bearing (outer)	2	E6HZ 1126-D	Drum (CF 700) 15" x 7" brake air/hyd. 15" I.D.
AR	7EQH 1243	Cup (inner bearing)	2	E6HZ 1126-G	Drum (CF 700) 16.5" x 7" brake full air 16 3/8" I.D.
AR	7EQH 1244	Bearing (inner)	AR	B8QH 1142-A	Adaptor
AR	C8TZ 2240-A	Slinger-oil	AR	E6HZ 1151-A	Stud
AR	33846-S8	(M-69)-nut-1/2"-20	AR	D5HZ 1151-E	Stud (20K-FA)
AR	34809-S8	(X-68)-washer-1/2"	2	E1HZ 1175-A	Retainer (grease)
AR	380853-S7-8	(MM-14-B)-nut (rim stud)-3/4"-10	2	E2HZ 1177-A	Oil seal assy.
PARTS LIST NO. 8			2	TUAA 1239-A	Cup outer bearing
1	E4HZ 1109-K	Hub (R.H.)	2	B8QH 1240-B	Bearing outer
1	E4HZ 1109-L	Hub (L.H.)	2	E6HZ 1243-B	Cup inner bearing
2	7EQ 1124	Washer	2	D7HZ 1244-A	Bearing inner
2	E2HZ 1126-C	Drum			

1990/
TRUCK SERIES 600/900

QTY.	PART NUMBER	DESCRIPTION	QTY.	PART NUMBER	DESCRIPTION
REAR HUB and DRUM PARTS LISTS — Cont'd					
For model application, refer to the model application charts in this section					
PARTS LIST NO. 12			PARTS LIST NO. 15— Cont'd		
2	A8TZ 1001-D	Gasket	10	D3HZ 1A122-B	Washer
2	D8HZ 1109-M	Hub	2	E7HZ 1124-A	Washer
10	D3HZ 1120-A	Nut	2	E9HZ 1126-C	Drum
10	D3HZ 1A122-B	Washer	16	B8QH 1142-A	Adapter
2	E0HZ 1126-C	Drum	10	C9TZ 1151-A	Stud (rim)
AR	7EQ 1142-A	Adapter	10	D3HZ 1151-B	Bolt
10	C9TZ 1151-A	Rim Stud	16	D5HZ 1151-F	Stud (drive flange)
10	D3HZ 1151-B	Bolt	2	E1HZ 1175-A	Retainer grease
24	E8HZ 1151-A	Stud (drive)	2	TUAA 1239-A	Cup (outer bearing)
AR	E6HZ 1175-E	Retainer (grease)	2	B8QH 1240-B	Bearing outer
2	7EQH 1239	Cup (outer bearing)	2	TUAA 1243-A	Cup (inner bearing)
2	7EQH 1240	Bearing (outer)	2	D7HZ 1244-A	Bearing (inner)
2	7EQH 1243	Cup (inner bearing)	2	E9HZ 2240-A	Oil slinger
2	7EQH 1244	Bearing (inner)	16	33850-S7-8	(M-72)-Nut-5/8"
2	C8TZ 2204-A	Oil slinger	16	34811-S2	(X-71)-Washer-5/8"
PARTS LIST NO. 13			PARTS LIST NO. 16		
1	E9HZ 1109-A	Hub (R.H.)	2	E9HZ 1109-F	Hub
1	E9HZ 1109-B	Hub (L.H.)	10	D3HZ 1120-A	Nut
2	E9HZ 1126-A	Drum	10	D3HZ 1A120-B	Washer
10	D5HZ 1151-E	Bolt Drive Flange	2	E7HZ 1124-A	Washer
10	E9HZ 1151-A	Bolt Wheel (R.H.)	2	E9HZ 1126-C	Drum
10	E9HZ 1151-B	Bolt Wheel (L.H.)	16	B8QH 1142-A	Adapter
2	E1HZ 1175-B	Seal kit	10	C9TZ 1151-A	Stud (rim)
2	TUAA 1239-A	Cup (outer brg.)	10	D3HZ 1151-B	Bolt
2	B8QH 1240-B	Brg. (outer)	16	D5HZ 1151-F	Stud (drive flange)
2	TUAA 1243-A	Cup (inner brg.)	2	E1HZ 1175-A	Retainer grease
2	D7HZ 1244-A	Brg. (inner)	2	TUAA 1239-A	Cup (outer bearing)
2	D2HZ 2240-A	Baffle	2	B8QH 1240-B	Bearing outer
PARTS LIST NO. 14			PARTS LIST NO. 17		
1	E9HZ 1109-A	Hub (R.H.)	2	D7HZ 1244-A	Bearing (inner)
1	E9HZ 1109-B	Hub (L.H.)	2	E9HZ 2240-A	Oil slinger
2	E9HZ 1126-B	Drum	16	33850-S7-8	(M-72)-Nut-5/8"
10	D5HZ 1151-E	Bolt drive flange	16	34811-S2	(X-71)-Washer-5/8"
10	E9HZ 1151-A	Bolt wheel (R.H.)	PARTS LIST NO. 17		
10	E9HZ 1151-B	Bolt wheel (L.H.)	1	E9HZ 1109-D	Hub assy.-R.H.
2	E1HZ 1175-A	Seal kit	1	E9HZ 1109-E	Hub assy.-L.H.
2	TUAA 1239-A	Cup (outer brg.)	2	D8HZ 1126-A	Drum
2	B8QH 1240-B	Brg. (outer)	10	D8HZ 1151-A	Bolt wheel-R.H.
2	TUAA 1243-A	Cup (inner)	10	D8HZ 1151-B	Bolt wheel-L.H.
2	D7HZ 1244-A	Brg. (inner)	2	TUAA 1239-A	Cup (outer)
2	D2HZ 2240-A	Baffle	2	B8QH 1240-B	Cone (outer)
PARTS LIST NO. 15			2	TUAA 1243-A	Cup (inner)
2	E9HZ 1109-C	Hub	2	D5HZ 1244-A	Cone (inner)
10	D3HZ 1120-A	Nut	2	E4HZ 2240-G	Shield (oil)

1990/
TRUCK SERIES 600/900

YEAR	MODEL/RESTRICTIONS	PART NUMBER	DESCRIPTION	QTY.
2B000 Refer to Front Brake Parts List Section 20.1				
2T000 SHIELD ASSY. (BRAKE TUBE)				
90	CF600/800 -- 6.6 eng.	E7HZ 2T000-A		1
90	CF700/800 -- 7.8 eng.	E7HZ 2T000-B		1
2B001 NUT (AIR BRAKE CHAMBER LOCK)-Also refer to Front Brake Parts Lists Section 20.1				
90	All		Front chambers-refer to Model Application Chart in group 2025	
90	All		Rear chambers-refer to Model Application Chart in group 2225	
90	B-C-F-FT-L-LN-LNT-LT 600/900 -- w/hyd. vac. brks.	E4HZ 2B001-A		1
2B002 Refer to Front Brake Parts Lists Section 20.1				
2B003 Refer to Rear Brake Parts Lists Section 22.1				
2004 CYLINDER REPAIR KIT (BRAKE MASTER)-For model usage refer to Booster Parts List in Section 23.1				
2B004 Refer to Front or Rear Brake Parts Lists Sections 20.1 and 22.1				
2005 Refer to Booster Parts List in Section 23.1				
2B005 Refer to Front Brake Parts List No. 11 in Section 20.1 and Group 2025				
2F005 Refer to Booster Parts List in Section 23.1				
2007 LINING KIT (BRAKE SHOE) For Model Application-refer to Front or Rear Brake Parts List Section 20.1 and 22.1				
2B007 Refer to Rear Brake Parts List Section 22.1				
2C007 BRACKET (TRAILER CONTROL MOUNTING)				
90	B-F600/800 -- Non-unitized tractor pkg.	E0HZ 2C007-A	#E0HT 2C007-AA	1
2B008-9 Refer to Front or Rear Brake Parts List Section 20.1 and 22.1				
2C009 TUBE and HOSE ASSY. (BRAKE MASTER CYLINDER)				
90	B-F-FT600/900-w/Hyd. Vac. brakes	E4HZ 2C009-D	Secondary	1
90	B-F-FT600/800 -- w/Hyd. Vac. brakes	E7HZ 2C009-A	Primary	1
90	C600/900 -- w/Hyd. Vac. brakes	E4HZ 2C009-E	Primary	1
90	C600/900 -- w/Hyd. Vac. brakes	E4HZ 2C009-G	Secondary	1
90	LN600/700 -- w/Hyd. Vac. brakes	E4HZ 2C009-A	Primary	1
90	LN600/700 -- w/Hyd. Vac. brakes	E4HZ 2C009-B	Secondary	1
90	LN600/900-w/Air/ Hyd.-w/Frt. disc brks.	D5HZ 2C009-L		1
90	L800/900-w/air/ Hyd.-w/Frt. disc brks.	D5HZ 2C009-K		1
90	L-LT800/900 -- w/Hyd. vac. brakes	E8HZ 2C009-B	Primary	1
90	LN-LNT800/900 -- w/Hyd. vac. brakes	E8HZ 2C009-C	Primary	1
90	L-LN-LNT800/900 -- w/Hyd. vac. brakes	E8HZ 2C009-A	Secondary	1

1990/
TRUCK SERIES 600/900

YEAR	MODEL/RESTRICTIONS	PART NUMBER	DESCRIPTION	QTY.
2C009 TUBE and HOSE ASSY. (BRAKE MASTER CYLINDER) — Cont'd				
90	LNT800/900-w/Air/ Hyd.-Frt. disc brks.	D5HZ 2C009-L		1
90	LT-LTS800/900-w/Air/ Hyd.-Frt. disc brks.	D5HZ 2C009-K		1
90	L-LN-LNT-LT800/900 -- w/16M, 18M, 20M axles-7.8L eng.	E7HZ 2C009-C		1
90	LS-LTS800/900 -- w/16M, 18M, 20M axles-7.8L eng.	E7HZ 2C009-B		1
2L009 HOSE and TUBE ATTACHING KIT (BRAKE MASTER CYLINDER)				
90	B-F600/750 -- w/hyd. brks.	E0HZ 2L009-A		1
2010-1 Refer to Front Brake T.S.L., Section 20.1 page 1				
2B010-2013 Refer to Front Brake Parts List Section 20.1				
2C010 TUBE and HOSE ASSY. (HYDRAULIC BRAKE FLUID RESERVOIR)				
90	C-CT600/900-w/Air/ Hyd.-Frt. disc brks.	D5HZ 2C010-A		1
2C011 WIRING ASSY.(BRAKE SKID CONTROL EXTENSION)				
90	LNT-LT-LTS 800/900	D5HZ 2C011-A	#D5HA 2C011-AA-with disc brakes	1
2C012 MONITOR ASSY. (BRAKE SKID CONTROL WARNING)				
90	B-F-FT-L-LN600/900 -- w/Hydro-Max brakes	E8HZ 2C012-A		1
2C013 RELAY ASSY. (BRAKE ANTI-SKID)-Also refer to group 14677				
90	B-F-FT-C-CT-CL-CLT600/900	D5TZ 2C013-A	#D5TA 2C013-AA	1
90	L-LN-LNT-LT-LTL-LTS600/900			2
2A014 TUBE (AIR BRAKE FOOT CONTROL VALVE TO MANIFOLD FITTING)-Make from bulk tubing				
2B014 Refer to Booster Parts List Section 23.1				
2C014 BRACKET (BRAKE SKID CONTROL WARNING MONITOR)				
90	B700 -- air brakes	E0HZ 2C014-B	#E0HT 2C014-BA	1
90	F-FT700/900 -- (81)-air brakes	E0HZ 2C014-A	#E0HT 2C014-AB	1
90	F-FT700/900 -- (84)-air brakes	E0HZ 2C014-B	#E0HT 2C014-BA	1
90	L-LN-LNT-LT-LTS600/900	D5HZ 2C014-A	#D5HA 2C014-BA,BB	1
2A016 Refer to Section 23.1				
2C017 EXCITER (BRAKE SKID CONTROL SENSOR)				
90	C900,CT800/900,LNT-LT-LTL-LTS 800/900	D5HZ 2C017-A		2
2K017 BRACKET (HYDRAULIC BRAKE FLUID RESERVOIR)				
90	All	E8HZ 2K017-B		1
2018-9 Refer to Front Brake Parts List Section 20.1				
2021-2 Serviced in 2007 kits				
2A021 Refer to Booster Parts List Section 23.1				
2B021 BOOT ASSY. (BRAKE CHAMBER)-Also Refer to Section 22.2				
90	B-C-F-L-LN-LNT600/800	E6HZ 2B021-A		1
2023 Refer to Front Brakes Parts List Section 20.1				
2B023 Refer to Booster Parts List Section 23.1				
2B024 Refer to Front or Rear Brake Parts List Sections 20.1 and 22.1				

1990/
TRUCK SERIES 600/900

2025 CHAMBER ASSY. (FRONT BRAKE AIR)

FRONT BRAKE CHAMBER T.S.L. † CROSS-REFERENCE GUIDE

1. Locate the front brake chamber number shown on the Truck Specification List.
(When "See Frt. Axle" is shown on the T.S.L., use the front axle part number from the T.S.L. to find the correct chamber in the chart below.)
2. Use the Cross-Reference below to find the correct chamber service part number.
3. For component parts of the chamber refer to the parts list column for parts list number
4. Parts lists are in Section 22.2

YEAR	MODEL/RESTRICTIONS	PART NUMBER	DESCRIPTION	QTY.
2025	CHAMBER ASSY. (FRONT BRAKE AIR) — Cont'd			

B SERIES

90	B600/700 -- 7M axle w/manual slack adjusters	E9HZ 2025-A		1
90	B600/700 -- 8M,9M,10M axles w/manual slack adjusters	D6TZ 2025-A		1
90	B600/700 -- 12M axle w/manual slack adjusters	E9HZ 2025-B		1
90	B600/700 -- 7M axle w/automatic slack adjusters	E9HZ 2025-C		1
90	B600/700 -- 9M,10M axle w/automatic slack adjusters	E9HZ 2025-D		1
90	B600/700 -- 12M axle w/automatic adjuster	D8HZ 2025-A		

C-CT SERIES

90	C800 -- 7M,9M front axles Wagner	D6TZ 2025-A		2
90	C-CT800/900 -- 12M front axles Wagner	D6HZ 2025-A		2
90	C800,CT800/900 -- 16M, 18M,20M front axles	E8HZ 2025-A		2

CF SERIES

90	CF600/700 -- air/hyd.	E6HZ 2025-A		2
90	CF600/800 -- air	E6HZ 2025-C		2

CL-CLT SERIES

90	CL-CLT900 -- 12M axle w/manual slack adjusters	E9HZ 2025-B		1
90	CL-CLT900 -- 12M axle w/automatic slack adjusters	D6TZ 2025-A		1

1990/
TRUCK SERIES 600/900

YEAR	MODEL/RESTRICTIONS	PART NUMBER	DESCRIPTION	QTY.
2025	CHAMBER ASSY. (FRONT BRAKE AIR) — Cont'd			
F-FT SERIES				
90	F-FT700/900 -- axle w/manual slack adjusters	E9HZ 2025-A		1
90	F-FT700/900 -- 8M,9M,10M axles w/manual slack adjusters	D6TZ 2025-A		1
90	F-FT700/900 -- 12M axle w/manual slack adjusters	E9HZ 2025-B		1
90	F-FT700/900 -- 7M axle w/automatic slack adjusters	E9HZ 2025-C		1
90	F-FT700/900 -- 9M,10M axle w/automatic slack adjusters	E9HZ 2025-D		1
90	F-FT700/900 -- 12M axle w/automatic slack adjusters	D8HZ 2025-A		1
L-LN-LNT-LT-LTL-LTS SERIES				
90	L-LN-LNT-LT-LTL-LTS 600/900 -- 7M axle w/manual slack adjusters	E9HZ 2025-A		1
90	L-LN-LNT-LT-LTL-LTS 600/900 -- 9M,10M axles w/manual slack adjusters	D6TZ 2025-A		1
90	L-LN-LNT-LT-LTL-LTS 600/900 -- 12M axle w/manual slack	E9HZ 2025-B		1
90	L-LN-LNT-LT-LTL-LTS 600/900 -- 7M axle w/automatic slack adjusters	E9HZ 2025-C		1
90	L-LN-LNT-LT-LTL-LTS 600/900 -- 9M,10M axles w/automatic slack adjusters	E9HZ 2025-D		1
90	L-LN-LNT-LT-LTL-LTS 600/900 -- 12M axle w/automatic slack adjusters	D8HZ 2025-A		1
90	L-LN-LNT-LT-LTL-LTS 600/900 -- 12M axle w/automatic slack adjusters	D8HZ 2025-A		1
90	LNT-LT-LTS800/900 -- 16M, 18M,20M front axles	E8HZ 2025-A		2
2A026	TUBE (AIR RESERVOIR TO RELAY VALVE)- Improvise from bulk tubing (2269) and improvise insulators from rubber hose, friction tape, etc.			
		372550-S	(I-180)-elbow assy. (tube to reservoir)-45°	1
2B026	Refer to Rear Brake Parts Lists Section 22.1			
2027	Refer to Front or Rear Brake Parts Lists Section 20.1 and 22.1			
2A027	TUBE (AIR BRAKE RELAY VALVE TO TEE)- Improvise from bulk tubing (2269) and improvise insulators from rubber hose, friction tape, etc.			
		372550-S	(I-180)-elbow assy. (tube to brake pedal)-45°	1
2028	Refer to Front or Rear Brake Parts Lists Section 20.1 and 22.1			

1990/
TRUCK SERIES 600/900

YEAR	MODEL/RESTRICTIONS	PART NUMBER	DESCRIPTION	QTY.
2A028	TUBE (BRAKE BOOSTER RESERVOIR TO BOOSTER)- Improvise from bulk tubing (2269) and improvise insulators from rubber hose, friction tape, etc.			
		376836-S	(II-146-G)-tee (tube to reservoir)- 1/2" x 3/8" x 3/8" pipe	1
		377744-S	(II-176-L)-elbow (to reservoir)-45°-Brass	1
2B028	Refer to Model Application Chart in group 2225			
2029	Refer to Front or Rear Brake Parts Lists Sections 20.1 and 22.1			
2031	BRACKET (POWER BRAKE BOOSTER MOUNTING)- For Booster Identification and Booster Parts Lists, refer to Section 23.1			
2B031	PLUG (AIR BRAKE CHAMBER)-Also refer to 2225 group			
90	All-with Anchorlok Chambers	E3HZ 2B031-A		AR
90	All-with MGM Chambers	E3HZ 2B032-B		AR
2032	Refer to Booster Parts List in Section 23.1			
2B032	Refer to Rear Brake Parts List Section 22.1			
2K032	TUBE ASSY. (BRAKE HYDRAULIC STRAIGHT)- Improvise from bulk tubing (2269) and improvise insulators from rubber hose, friction tape, etc.			
90		87943-S32	(I-21)-fitting-1/4" tube-7/16"-24	2
90		372130-S36	(MM-108-D)-nut-1/4" tube-1/2"-20 inverted flared tube	2
2033	NUT (BRAKE AIR BOOSTER BODY PISTON PACKING RETAINER)			
90	B-C-F-L700/900	B3Q 2033-A	1"-14	1
2B034	Refer to Model Application Chart in group 2225			
2035-6	Refer to Front or Rear Brake Parts Lists Sections 20.1 and 22.1			
2B035	Refer to Model Application Chart in group 2225			
2A036	GAUGE ASSY. (BRAKE VACUUM)			
90	B600/800, C600/900	D5HZ 2A036-A		1
90	F-FT600/900 -- (81)-with single H/V brakes and frame mtd. boosters	E0HZ 2A036-A		1
90	F-FT600/900 -- (84)-with single H/V brakes and frame mtd. boosters	D0HZ 2A036-A		1
90	L-LN-LNT-LT-LTS600/900	D0HZ 2A036-A		1
2B036	Refer to Model Application chart in group 2225			
2B036	GASKET (BRAKE AIR CONTROL VALVE MOUNTING)			
90	CL-CLT900	E0HZ 2B036-A	Use w/D8HZ 2A622-B,D,E,F and E0HZ 2A622-B,C,D	1
2A037	HOSE (BRAKE BOOSTER RESERVOIR TANK GAUGE)- Replacement hoses exc. as indicated by part number are to be made from DOPZ 17543-A			
90	B600/700	377760-S	(II-100-A)-tee (3 way)-1/2" x 1/2" x 1/4" hose	1
90	B-F-FT-L-LN-LNT600/900	380064-S	(II-10-J)-elbow (to manifold fitting)-1/4"-18	1
2B038	Refer to Rear Brake Parts Lists Section 22.1			
2B039	BEARING ASSY. (BRAKE VACUUM PUMP ROTOR SHAFT)			
90	B-C-F-LN600/700	C7TZ 2B039-A		1
2K039	TUBE ASSY. (FRONT BRAKE HOSE TO CONNECTOR)			
90	CF600/700	E6HZ 2K039-A		1
2K040	TUBE ASSY. (FRONT BRAKE HOSE TO CONNECTOR)			
90	CF600/700	E6HZ 2K040-A		1

JULY, 1989

COPYRIGHT © 1989--

FORD MOTOR
COMPANY

--DEARBORN, MICHIGAN

NEW ISSUE

1990/
TRUCK SERIES 600/900

YEAR	MODEL/RESTRICTIONS	PART NUMBER	DESCRIPTION	QTY.
2041 SCREW (BRAKE ADJUSTING)-Also refer to Front or Rear Brake Parts Lists Sections 20.1 and 22.1				
90	C-L800/900	★ B7A 2041-A r/bC2AZ 2041-A	12" x 4" internal parking brake	1
2A041 Refer to Front or Rear Brake Parts Lists Sections 20.1 and 22.1				
2042 BRAKE ADJUSTING SCREW LINK REPAIR KIT- For Model Application-refer to Front or Rear Parts Lists Sections 20.1 and 22.1				
90	15 x 3, 15 x 3 1/2 front brakes	C8TZ 2042-F	Consists of 2-C8TZ 2042-E Links 2-C8TZ 2B212-A Retainer	1 1
90	15 x 5, 15 x 6, 15 x 7 rear brakes	C8TZ 2042-G	Consists of 1-C8TZ 2042-D Links 2-C8TZ 2B212-A Retainer	1 1
2042 Refer to Front or Rear Brake Parts Lists Sections 20.1 and 22.1				
2043 Refer to Front or Rear Brake Parts Lists Sections 20.1 and 22.1				
2045 Refer to Rear Brake Parts Lists Section 22.1				
2046 Refer to Front Brake Parts Lists Section 20.1				
2047 NUT (BRAKE ADJUSTING SCREW)-Also refer to Front or Rear Brake Parts Lists Sections 20.1 and 22.1				
90	C-L800/900	B8QH 2047-A	12" x 4" internal parking brake	2
2048 SOCKET (BRAKE SHOE ADJUSTING SCREW)-Also refer to Front or Rear Brake Parts Lists Sections 20.1				
90	C-L800/900	B8QH 2048-A	12" x 4" internal parking brake	2
2049 Refer to Front or Rear Brake Parts Lists Sections 20.1 and 22.1				
2050 TUBE (AIR BRAKE RELEASE VALVE TO FITTING)- Improvise from bulk tubing (2269) and improvise insulators from rubber hose, friction tape, etc.				
		358244-S	(1I-183)-elbow (tube to valve)-90°	1
		357946-S8	(GG-152)-clip (tube to frame)-9/16"	2
		20387-S8	(B-157)-bolt (clip to frame)-5/16"-24x1	2
		33798-S8	(M-62)-nut-5/16"-24	2
		34806-S7	(X-64)-lockwasher-5/16"	2
2051 Refer to Front Brake Parts Lists Section 20.1				
2A051 BRACKET (BRAKE LINE SUPPORT)				
90	CL-CLT900	C8TZ 2A051-B		AR
2052 Refer to Front Brake Parts Lists Section 20.1				
2053 Refer to Front or Rear Brake Parts Lists Section 20.1 and 22.1				
2C054-5 WIRING ASSY. (BRAKE SKID CONTROL)				
90	C-CT-L-LN-LNT-LTS600/900	D5HZ 2C054-A	Front	1
90	B-C-F-FT-L-LN600/900	D5HZ 2C055-A	Rear	1
90	CT-LNT-LT-LTS800/900		Rear	2
90	LNT-LT-LTS900-diesel 44M rear axle with top mtd. carrier-Forward rear axle	D8HZ 2C055-A	#D7HT 2C055-CA	1
90	LNT-LT-LTS900 - - diesel 44M rear axle with top mtd. carrier-Rear rear axle	D8HZ 2C055-B	#D7HT 2C055-DA	1
2055 Refer to Rear Brake Parts Lists Section 22.1				

1990/
TRUCK SERIES 600/900

YEAR	MODEL/RESTRICTIONS	PART NUMBER	DESCRIPTION	QTY.
2C056 COVER (BRAKE SKID CONTROL MODULATOR)				
90	B-C-CL-CLT-CT-F-FT-L-LN-LNT-LT-LTS 600/900-Eaton system	D8HZ 2C056-A	Use with D7HT 2B373-AA,DA	1
90	B-C-CT-CL-CLT-F-FT-L-LN-LNT-LT-LTS 600/900 -- Kelsey-Hayes system	D5TZ 2C056-B		1
2A059 TUBE (AIR BRAKE QUICK RELEASE VALVE TO UNION)- Improvise from bulk tube (2269) and improvise insulators from rubber hose, friction tape, etc.				
		357946-S8	(GG-152)-clip (tube to frame)-9/16"	AR
		20467-S7	(B-160)-bolt (clip to frame)-5/16"-24 x 1 1/2"	AR
		33798-S8	(M-62)-nut-5/16"-24	AR
		34806-S7	(X-64)-lockwasher-5/16"	AR
2061-2 Refer to Front or Rear Brake Parts Lists Sections 20.1 and 22.1				
2C061 SENSOR RETAINER KIT (BRAKE SKID CONTROL)				
90	B-C-CT-CL-CLT-F-FT-L-LN-LNT-LT-LTS 600/900 -- Eaton system	D5TZ 2C061-A		1
2C062 SENSOR GAGE BLOCK KIT (BRAKE SKID CONTROL)				
90	B-C-CT-CL-CLT-F-FT-L-LN-LNT-LT-LTS 600/900 -- Eaton system	D5TZ 2C062-A		1
2K062 CAP (BRAKE RESERVOIR VALVE)				
90	All	E4HZ 2K062-A		1
2063 TANK ASSY. (BRAKE RESERVOIR)				
B SERIES				
90	B600/750 -- air brakes	E7HZ 2063-H	#E6HT-2063-AA	1
90	B600/750 -- air brakes-- 6.6L, 7.8L engs.	E7HZ 2063-B	#E7HT 2063-A1A	2
90	B600/750 -- air brakes-- 6.6L, 7.8L engs.	E7HZ 2063-C	#E7HT 2063-BA	1
C-CT SERIES				
90	C800 -- hyd. brakes With 135", 153", 175" W/B	C7TZ 2063-A	8" dia. x 22" long	1
90	C800 -- 99" and 111" W/B -- w/split H/V brakes	C8HZ 2063-A	7" dia. x 15" long	2
90	C800-- air brakes	D5HZ 2063-D	#D5HA 2063-NA-11" dia. x 19" long	2
90	C800-- air brakes	D5HZ 2063-E	#D5HA 2063-RA-7" dia. x 12" long	1
90	C800-- air brakes	D5TZ 2063-B	#D5TA 2063-DA-7" dia. x 16 1/2" long	1
90	CT800/900-- air brakes	D5HZ 2063-D	#D5HA 2063-NA-11" dia. x 19" long	2
90	CT800/900-- air brakes	D5HZ 2063-F	#D5HA 2063-SA-8" dia. x 22" long	1
90	CT800/900-- air brakes	D5HZ 2063-G	#D5HA 2063-TA-7" dia. x 30" long	1
CF SERIES				
90	CF600/700 -- 6.6 eng.	E7HZ 2063-G		1
90	CF700/800 -- 7.8 eng.	E7HZ 2063-D	Dry	1
90	CF700/800 -- 7.8 eng.	E7HZ 2063-E	Wet-w/o auto. drain cock	1
90	CF700/800 -- 7.8 eng.	E7HZ 2063-F	Wet-w/auto. drain cock	1
90	CF600/800 -- fuel air brakes	E7HZ 2063-L		1
90	CF700/800 -- air/hyd. brakes	E7HZ 2063-M		1
90	CF700/800	E8HZ 2063-A		1
CL-CLT SERIES				
90	CL-CLT900 -- air brakes	D8HZ 2063-A	#D7HA 2063-AA-7" dia. x 41" long	2
90	CLT900 -- air brakes	D8HZ 2063-B	#D7HA 2063-BA-7" dia. x 22" long	1
90	CL-CLT900 -- air brakes	D8HZ 2063-C	#D7HA 2063-DA-8" dia. x 20" long	1
90	CL-CLT900 -- air brakes	E7HZ 2063-J	#E6HT-2063-BA	2

1990/
TRUCK SERIES 600/900

YEAR	MODEL/RESTRICTIONS	PART NUMBER	DESCRIPTION	QTY.
2063	TANK ASSY. (BRAKE RESERVOIR) — Cont'd			
CL-CLT SERIES				
90	CL-CLT900 -- vertical air dryer tank w/air brakes	E5HZ 2063-B		1
90	CL-CLT900 -- horizontal air dryer tank w/air brakes	E5HZ 2063-A		1
90	CL900 -- w/Hendrickson 4 leaf susp.	E4HZ 2063-A	#E4HT 2063-AA	1
F-FT SERIES				
90	F600/800 -- air brakes	E7HZ 2063-H	#E6HT 2063-AA	1
90	F600/800 -- air brakes-- 6.6L, 7.8L engs.	E7HZ 2063-B	#E7HT 2063-A1A	1
90	F600/800 -- air brakes-- 6.6L, 7.8L engs.	E7HZ 2063-C	#E7HT 2063-BA	1
90	FT800/900 -- air brakes	E7HZ 2063-K	#E6HT 2063-CA	1
90	FT800/900 -- air brakes exc. RT6613 trans.	E3HZ 2063-B	8" dia. x 22" long	2
90	FT800/900 -- air brakes exc. RT6613 trans.	E3HZ 2063-C	7" dia.	1
90	FT800/900 -- air brakes RT6613 trans.	E3HZ 2063-A		1
L-LN-LNT-LT-LTL-LTS SERIES				
90	LN600/750 -- w/single H/V brakes	E1HZ 2063-C		1
90	LN600/750 -- air brakes	E3HZ 2063-F	R.H.	1
		E3HZ 2063-E	L.H.	1
90	LN-LNT800/900 -- air brakes	E7HZ 2063-N	3 1/2" x 6" long	1
90	LT-LTS800/900-- air brakes Exc. 44M,50M rear axles	D5HZ 2063-B	#D5HA 2063-LA, LB-11" dia. x 29 1/2" long	2
90	LT-LTS800/900-- air brakes with 44M,50M rear axles	D5HZ 2063-C	#D5HA 2063-MA-9 1/2" dia. x 18" long	1
90	LTL9000	E1HZ 2063-B	R.H.	1
		E1HZ 2063-A	L.H.	1
2B063	BRACKET ASSY. (BRAKE RESERVOIR MOUNTING)			
90	CF600/700 -- 6.6 eng.	E6HZ 2B063-A		1
90	CF700/800 -- 7.8 eng.	E7HZ 2B063-A	Use w/E7HZ 2063-D	1
90	CF700/800 -- 7.8 eng.	E7HZ 2B063-B	Use w/E7HZ 2063-E	1
2L063	VALVE REPAIR KIT (BRAKE RESERVOIR)			
90	LTL900	E1HZ 2L063-A	Repair kit for E1HZ 2063-B	1
2C064	SOLENOID (BRAKE SKID CONTROL MODULATOR)			
90	B-C-CT-CL-CLT-F-FT-L-LN-LNT-LT-LTS 600/900 -- Eaton system	D5TZ 2C064-A		1
2N064	BOOT (BRAKE ROD SEAL)			
90	L800/900	E4HZ 2N064-A		1
90	F-FT600/80	E4HZ 2N064-B		1
90	C800	E4HZ 2N064-C		1
2066	Refer to Front or Rear Brake Parts Lists Sections 20.1 and 22.1			
2B067	TUBE (BRAKE HAND CONTROL VALVE)- Improvise from bulk tubing (2269) and improvise insulators from rubber hose, friction tape, etc.			
2W067	SWITCH ASSY. (EXHAUST BRAKE CONTROL)			
90	CF600/700	E6HZ 2W067-A		1
2068-9	Refer to Front or Rear Brake Parts Lists Section 20.1 and 22.1			

**1990/
TRUCK SERIES 600/900**

YEAR	MODEL/RESTRICTIONS	PART NUMBER	DESCRIPTION	QTY.
2W068 VALVE and CYLINDER ASSY. (EXHAUST BRAKE)				
90	CF600/700 -- 6.6 eng.	E6HZ 2W068-A		1
90	CF700/800 -- 7.8 eng.	E7HZ 2W068-A		1
90	L-LL-LN-LNT-LS-LT-LTL-LTS 700/900 -- w/6.6L eng.	E9HZ 2W068-A		1
90	L-LL-LN-LNT-LS-LT-LTL-LTS 700/900 -- w/7.8L eng.	E9HZ 2W068-B		1
2W069 INSULATOR (BRAKE DISC CALIPER)				
90	CF600/700	E6HZ 2W069-A		1
2W071 CYLINDER REPAIR KIT (BRAKE EXHAUST)				
90	CF600/700	E6HZ 2W071-A		1
90	L-LL-LN-LNT-LS-LT-LTL-LTS 700/900 -- w/6.6L, 7.8L engs.			1
2W072 VALVE REPAIR KIT (BRAKE EXHAUST)				
90	CF600/700	E6HZ 2W072-A		1
90	CF700/800 -- 7.8 eng.	E7HZ 2W072-A		1
90	L-LL-LN-LNT-LS-LT-LTL-LTS 700/900 -- w/6.6L, 7.8L engs.			1
2073 BRACKET (REAR BRAKE HOSE SUPPORT)				
B SERIES				
90	B600/750 -- split H/V brakes	D2TZ 2073-A		1
C-CT SERIES				
90	C600/900 -- single H/V brakes	C6TZ 2073-B		1
90	C600/900 -- split H/V brakes	D2TZ 2073-A		1
F-FT SERIES				
90	F-FT600/900 -- single and split H/V brake	D2TZ 2073-A		1
90	FT800/900 -- w/Hyd. Vac. brakes	E4HZ 2073-A		2
		20389-S8	(B-171)-bolt (bracket to side member)- L.H.-3/8"-24 x 1"	1
		34395-S8	(M-99-A)-locknut-3/8"-24	AR
L-LN-LNT-LT-LTS SERIES				
90	L800/900, LN800 -- gas and split H/V brakes	D0HZ 2073-A		1
90	LN600/750 -- w/split H/V brakes			1
90	LNT800, LT-LTS800/900 -- split H/V brakes	D0HZ 2073-B	R.H.	1
90	LNT800, LT-LTS800/900 -- split H/V brakes	D0HZ 2073-C	L.H.	1
90	LNT-LT-LTS800 -- w/Hyd. Vac. brakes	E4HZ 2073-A		2
2B073 Refer to Booster Parts Lists Section 23.1				
2W073 CAP (BRAKE EXHAUST CYLINDER)				
90	CF600/700	E6HZ 2W073-A		1
2074 CONNECTOR (BRAKE PIPE TO REAR AXLE HOUSING)-For re-usable hose fittings refer to group 2269				
B SERIES				
90	B700/750 -- air brakes	C7TZ 2074-B	With spring operated parking brake	1
90	B600/750 -- split H/V brakes	C8TZ 2074-A		1
90	B700 -- diesel	C9TZ 2074-K	Attaches 2B451 hose to engine	1
90	B700 -- with C6 trans.	C9TZ 2074-S		1
90	B600/750 -- with 7M front axle	C9TZ 2074-E		1
90	B700/750 --air brakes w/brake skid control	D5TZ 2074-A	#D5TA 2074-AA-rear axle mtd.	1
90	B700/750 -- air brakes	D5HZ 2074-C		1
90	B600/700 -- air brakes	C9TZ 2074-L		1

JULY, 1989

COPYRIGHT © 1989—

FORD MOTOR
COMPANY

—DEARBORN, MICHIGAN

NEW ISSUE

1990/
TRUCK SERIES 600/900

YEAR	MODEL/RESTRICTIONS	PART NUMBER	DESCRIPTION	QTY.
2074	CONNECTOR (BRAKE PIPE TO REAR AXLE HOUSING)-For re-usable hose fittings refer to group 2269 — Cont'd			
C-CT SERIES				
90	CT800/900 Eaton system	★ TWAE 2074-A	Order locally from Bendix-Westinghouse No. 235526-w/o spring operated parking brake- rear rear axle	2
90	C700/900	01T 2074-A		1
90	CT800/900 -- air brakes	C1TT 2074-B	With spring operated parking brake-forward rear axle-for hose to rear rear axle	1
90	C-CT600/900 -- air brakes	C7TZ 2074-B	With spring operated parking brake-forward rear axle-for hose to frame air line	1
90	F600/800 -- air brakes	C7TZ 2074-B	With spring operated parking brake	1
90	C600/900 -- split H/V brakes	C8TZ 2074-A		1
90	C600/900 -- single H/V brakes	C8TZ 2074-B		1
90	C600/900 -- w/o trailer pkg	D5HZ 2074-C		1
90	CT800/900 -- cat engine	C9TZ 2074-B		1
90	C600/800 -- Cat. mid range	C9TZ 2074-K	Attaches 8003 hose to 8A080 tank	1
90	CT800/900 -- with 34M,38M,44M rear axle	D5HZ 2074-C		1
90	C-CT600/900- air brakes W/brake skid control	D5TZ 2074-A	#D5TA 2074-AA-rear axle mtd.	1
CF SERIES				
90	CF600/700	E6HZ 2074-A		1
CL-CLT SERIES				
90	CL-CLT900 -- air brakes w/brake skid control	D5TZ 2074-A	#D5TA 2074-AA rear axle mtd.	1or2
90	CL-CLT900 -- with 34M,38M,44M rear axle	D5HZ 2074-C		1
90	CL-CLT900	C9TZ 2074-F		1
90	CL-CLT900	C9TZ 2074-AC		1
90	CL-CLT900	C9TZ 2074-AB		1
90	CL-CLT900 -- diesel exc. Cum. KT	D8HZ 2074-D	Used in fuel tank supply line	1
F-FT SERIES				
90	F-FT600/900 -- air brakes	C7TZ 2074-B	With spring operated parking brake	1
90	F-FT600/900 -- split H/V brakes	C8TZ 2074-A		1
90	F-FT600/900 -- single H/V brakes	C8TZ 2074-B		1
90	F600/700 -- with C6 trans.	C9TZ 2074-S		1
90	F-FT600/900 -- w/air brakes and 7M,9M front axle	C9TZ 2074-E		1
90	F-FT600/900- air brakes w/brake skid control	D5TZ 2074-A	#D5TA 2074-AA-rear axle mtd.	1
90	F-FT600/900 -- air brakes	D5HZ 2074-C		1
90	F-FT600/900 -- air brakes	C9TZ 2074-L		1
90	F-FT600/900 -- with diesel and 30,50 gal. tanks	C9TZ 2074-N		1
L-LN-LNT-LT-LTS SERIES				
90	LNT-LT-LTS800/900 -- H/V brakes	01T 2074-A		2
90	L-LN-LNT-LT-LTS600/900 -- air wedge brakes	D0HZ 2074-B		1or2
90	L-LN-LNT-LT-LTS600/900 -- air cam brakes	D0HZ 2074-C		1or2
90	L-LN-LNT-LTS600/900 -- w/air brakes and 7M,9M front axle	C9TZ 2074-E		1
90	LNT-LT800/900 -- air brakes w/brake skid control	D5HZ 2074-A	#D5HA 2K572-AA-frame mtd.	1
90	LNT-LT-LTS900 -- w/34M, 38M,44M rear axles	D5HZ 2074-C		1

**1990/
TRUCK SERIES 600/900**

YEAR	MODEL/RESTRICTIONS	PART NUMBER	DESCRIPTION	QTY.		
2074 CONNECTOR (BRAKE PIPE TO REAR AXLE HOUSING)-For re-usable hose fittings refer to group 2269 -- Cont'd						
L-LN-LNT-LT-LTS SERIES						
90	LTS900 -- Diesel and 50M forward rear axle	D5HZ 2074-C		1		
90	L-LN-LNT-LT-LTS600/900-- air brakes w/brake skid control	D5TZ 2074-A	#D5TA 2074-AA-rear axle mtd.	1or2		
90	LN600/800 -- single H/V brakes	C8TZ 2074-B		1		
90	LTL900	E1HZ 2074-A		1		
90	B-C-F600	20411-S7	(B-184)-bolt (connector to housing)-7/16"-20 x 1 1/8"	1		
90	B-C-F600/800	356590-S	(XX-171)-washer-flat-7/16"	AR		
		34808-S8	(X-67)-lockwasher-7/16"	AR		
90	B-F700/800	20388-S8	(B80)-bolt (connector to housing)-L.H.-3/8"-16 x 1"	1		
90	B-F600/800	354955-S	(II-160)-elbow (connector to tube)-1/4" street-45°	1		
2B074 Refer to Booster Parts Lists Section 23.1						
2C074 RETAINER (BRAKE AIR HOSE)						
80/83	C-CT600/900	D5HZ 2C074-A		1		
90	C-CT600/900	E4HZ 2C074-A		1		
2W074 SPRING (BRAKE EXHAUST CYLINDER)						
90	CF600/700	E6HZ 2W074-A		1		
90	CF600/700	E6HZ 2W074-B		1		
90	L-LL-LN-LNT-LS-LT-LTL-LTS 700/900 -- w/6.6L, 7.8L engs.					
2B075 Refer to Booster Parts Lists Section 23.1						
2076 FITTING (BRAKE and CLUTCH MASTER CYLINDER OUTLET)-						
Also refer to Front Brake Parts Lists Section 20.1 or Booster Parts List in Section 23.1						
90	B-F600	357645-S	(II-122)-brake-4 way tee	1		
2C076 SEAL (BRAKE AIR HOSE)						
90	C-CT600/900	D5HZ 2C076-A		1		
2W076 PISTON (BRAKE EXHAUST CYLINDER)						
90	CF600/700	E6HZ 2W076-A		1		
90	L-LL-LN-LNT-LS-LT-LTL-LTS 700/900 -- w/6.6L, 7.8L engs.					
2077 BOLT (BRAKE INLET, OUTLET and CLUTCH FITTING)						
90	B-C-F600/750	7EQ 2077-A	Brake master cyl. outlet to brake booster-1/2"-20 x 1/2"	1		
90	B-F600/750, C600		Brake booster inlet	1		
90	B-F600/750, C600/900		Brake booster outlet	1		
90	C700/900 -- 99" and 111" W/B	TVAA 2077-A	Brake booster outlet fitting-1/2"-20 x 1 9/32"	1		
2W077 CUP (BRAKE EXHAUST CYLINDER SPRING)						
90	CF600/700	E6HZ 2W077-A		1		
90	L-LL-LN-LNT-LS-LT-LTL-LTS 700/900 -- w/6.6L, 7.8L engs.					
YEAR	MODEL	B R Y O A P C. K E ▲ E ◆	T L	DESCRIPTION	PART NUMBER	
					R.H.	L.H.
2078 HOSE ASSY. (BRAKE)						
◆ A-Air, H-Hydraulic ▲ F-Front Axle, FR-Forward Rear Axle, R-Rear Axle, RR-Rear Rear Axle						
90	B600/700	H	F	6M,7M front axle	EOHZ 2078-N EOHZ 2078-G EOHZ 2078-A EOHZ 2078-D	EOHZ 2078-M EOHZ 2078-F EOHZ 2078-B EOHZ 2078-E
				9M front axle		
90	B600/700	H	F	Disc brakes	E3HZ 2078-A	E3HZ 2078-A
90	B600/700	H	R	8.50 frame-Parking brakes 9.50 frame-13M,15M,17.5M rear axles-Parking brake 9.50 frame-18.5M,22M rear axles-Parking brake all-Service brakes		E4HZ 2282-D E4HZ 2282-A E4HZ 2282-D E3HZ 2282-A

JULY, 1989

COPYRIGHT © 1989-

FORD MOTOR
COMPANY

DEARBORN, MICHIGAN

NEW ISSUE

1990/
TRUCK SERIES 600/900

YEAR	MODEL	B R Y O A P C. E ▲	L ▲	DESCRIPTION	PART NUMBER		
					R.H.	L.H.	
2078 HOSE ASSY. (BRAKE) — Cont'd							
◆ A-Air, H-Hydraulic ▲ F-Front Axle, FR-Forward Rear Axle, R-Rear Axle, RR-Rear Rear Axle							
90	B600/700	A	F		E4HZ 2078-A	E4HZ 2078-A	
90	C600/900	H	F	Single & split system-14" x 2 1/2" brakes	D5TZ 2078-T	D5TZ 2078-T	
		H	F	Split system-15" x 3" brakes	D5TZ 2078-T D5TZ 2078-S	D5TZ 2078-T D5TZ 2078-S	
90	C800	H	F	Disc brakes	E3HZ 2078-A	E3HZ 2078-A	
90	C800	H	R	All-Parking brakes all-Service brakes		E4HZ 2282-A E3HZ 2282-A	
		A	F	Cam brakes-to air chamber	D5HZ 2078-D	D5HZ 2078-D	
90	CL-CL900	A	F	Cam brakes - -			
90	CL-CL900	A	F	Cam brakes - - w/o noise shields	D5HZ 2078-B	D5HZ 2078-B	
				Cam brakes - - w/noise shields	D5HZ 2078-D	D5HZ 2078-D	
		A	R	Cam brakes - - improvise nylon tube	2269	2269	
90	C600/900	H	F	Single & split system-14" x 2 1/2" brakes	D5TZ 2078-T	D5TZ 2078-T	
		H	F	Split system-15" x 3" brakes	D5TZ 2078-T D5TZ 2078-S	D5TZ 2078-T D5TZ 2078-S	
90	C600/900	H	F	Disc brakes	E3HZ 2078-A	E3HZ 2078-A	
90	C600/900	H	R	All-Parking brakes all-Service brakes		E4HZ 2282-A E3HZ 2282-A	
		A	F	Cam brakes-to air chamber	D5HZ 2078-D	D5HZ 2078-D	
90	C900	A	F	Disc brakes-15M, 16M, 18M front axles	D5HZ 2078-A	D5HZ 2078-A	
90	C900	A	F	Wedge brakes-16M,18M front axles	D5HZ 2078-D	D5HZ 2078-D	
90	CF600/700	A	F		E6HZ 2078-A	E6HZ 2078-A	
		H	F	Disc brakes	E3HZ 2078-A	E3HZ 2078-A	
		A	R	Cam brakes	E6HZ 2282-A	E6HZ 2282-A	
		A	R	Pkg. brakes	E6HZ 2282-B	E6HZ 2282-B	
		H	R		E6HZ 2282-C	E6HZ 2282-C	
90	CL-CL900	A	F	Cam brakes - -			
				Cam brakes - - w/o noise shields	D5HZ 2078-B	D5HZ 2078-B	
		Cam brakes - - w/noise shields	D5HZ 2078-D	D5HZ 2078-D			
A	R	Cam brakes - - improvise nylon tube	2269	2269			
90	CT800/900	A	F	Cam brakes-to air chamber	D5HZ 2078-D	D5HZ 2078-D	
90	CT800/900	A	F	Disc brakes-15M, 16M, 18M front axles	D5HZ 2078-A	D5HZ 2078-A	
90	CT800/900	A	F	Wedge brakes-16M, 18M front axles	D5HZ 2078-D	D5HZ 2078-D	
90	F-FT600/800	H	F	Single system-	5.5M front axle	E0HZ 2078-P	E0HZ 2078-P
				6M,7M front axle	E0HZ 2078-G	E0HZ 2078-F	
				9M front axle	E0HZ 2078-A	E0HZ 2078-B	
		H	F	Split system-	5.5M front axle	E0HZ 2078-P	E0HZ 2078-P
				6M,7M front axle	E0HZ 2078-N	E0HZ 2078-M	
				"Before Ser. GJ5,001"	E0HZ 2078-G	E0HZ 2078-F	
				"From Ser. GJ5,001"	E0HZ 2078-N	E0HZ 2078-M	
					E0HZ 2078-G	E0HZ 2078-F	
				9M front axle	-upper	E0HZ 2078-A	E0HZ 2078-B
					-lower	E0HZ 2078-D	E0HZ 2078-E
90	F-FT600/800	H	F	Disc brakes	E3HZ 2078-A	E3HZ 2078-A	
90	F600/800	H	R	All Mdl. 81-Parking brake		E4HZ 2282-A	
				all Mdl. 84-8.50 frame-		E4HZ 2282-D	
				Parking brake			
				all Mdl. 84-9.50 frame-		E4HZ 2282-A	
				13M,15M,17.5M rear			
axles-Parking brake							
all Mdl. 84-9.50 frame-		E4HZ 2282-D					
18.5,22M rear axles-							
Parking brake							
All-Service brake		E3HZ 2282-A					

1990/
TRUCK SERIES 600/900

YEAR	MODEL	B R A K E E	T R Y P C. ▲	L O C. ▲	DESCRIPTION	PART NUMBER		
						R.H.	L.H.	
2078		HOSE ASSY. (BRAKE) — Cont'd						
		◆ A-Air, H-Hydraulic ▲ F-Front Axle, FR-Forward Rear Axle, R-Rear Axle, RR-Rear Rear Axle						
80/83	F-FT600/800	A	F		Cam brakes-to air chamber	D5HZ 2078-E	D5HZ 2078-E	
90	F-FT600/900	A	F			E4HZ 2078-A	E4HZ 2078-A	
90	F-FT600/800	H	F		Disc brakes-9M,12M front axle	E3HZ 2078-A	E3HZ 2078-A	
90	FT800/900	H	FR		All-Parking brake		E4HZ 2282-B	
			RR		All-Parking brake		E4HZ 2282-C	
			*		*-FR & RR axles- Service brake- Primary-2 regd.			E3HZ 2282-A
			FR		All-Service brake- Secondary-1 regd.			E4HZ 2282-E
90	LN600/700	A	F		Cam brakes-to air chamber w/drop frame	D5HZ 2078-D	D5HZ 2078-D	
90	L800/900	H	F		Single system Split system	D5HZ 2078-G	D5HZ 2078-G	
						D5HZ 2078-F	D5HZ 2078-F	
						D5HZ 2078-F	D5HZ 2078-F	
90	L800/900	H	F		Disc brakes	E3HZ 2078-A	E3HZ 2078-A	
90	L800/900	A	F		Cam brakes-to air chamber	D5HZ 2078-E	D5HZ 2078-E	
90	LN600/700	H	F		Single system Split system	D5TZ 2078-T	D5TZ 2078-T	
						D5TZ 2078-T	D5TZ 2078-T	
						D5TZ 2078-S	D5TZ 2078-S	
90	LN600/700	H	F		Disc brakes	E3HZ 2078-A	E3HZ 2078-A	
90	LN800/900	H	F		Single system Split system	D5HZ 2078-G	D5HZ 2078-G	
						D5HZ 2078-G	D5HZ 2078-G	
						D5HZ 2078-F	D5HZ 2078-F	
90	LN800/900	H	F		Disc brakes	E3HZ 2078-A	E3HZ 2078-A	
90	LN800/900	A	F		Cam brakes-to air chamber w/drop frame w/o drop frame	D5HZ 2078-D	D5HZ 2078-D	
						D5HZ 2078-E	D5HZ 2078-E	
						D5HZ 2078-E	D5HZ 2078-E	
90	LN800/900	A	R		Power divider diff. lockout control -- Rockwell axle	E4HZ 2282-F		
90	LN600/900	H	R		All-Parking brake All-Service brake		E4HZ 2282-A	
							E3HZ 2282-A	
90	LNT-LT- LTS800/900	H	F		Single system Split system	D5HZ 2078-G	D5HZ 2078-G	
						D5HZ 2078-G	D5HZ 2078-G	
						D5HZ 2078-F	D5HZ 2078-F	

1990/
TRUCK SERIES 600/900

YEAR	MODEL	B R A K E ▲	T R Y P C. ▲	L O C. ▲	DESCRIPTION	PART NUMBER	
						R.H.	L.H.
2078 HOSE ASSY. (BRAKE) — Cont'd							
◆ A-Air, H-Hydraulic ▲ F-Front Axle, FR-Forward Rear Axle, R-Rear Axle, RR-Rear Rear Axle							
90	LNT-LT- LTS800/900	A	R		Power divider diff. lockout control -- Rockwell axle	E4HZ 2282-F	
90	LNT-LT800	H	FR		All-Parking brake		E4HZ 2282-B
					All-Parking brake		E4HZ 2282-C
					*-FR & RR axles- Service brake- Primary-2 regd.		E3HZ 2282-A
			FR		All-Service brake- Secondary-1 regd.		E4HZ 2282-E
90	LNT-LT- 800/900	A	F		Cam brakes-to air chamber		
					w/drop frame w/o drop frame	D5HZ 2078-D D5HZ 2078-E	D5HZ 2078-D D5HZ 2078-E
90	LNT-LT- LTS800/900	A	F		Disc brakes (LTS)-16M, 18M, 20M front axles	E0HZ 2078-K	E0HZ 2078-K
					Disc brakes (LNT-LT)-16M, 18M front axles	D5TZ 2078-T	D5TZ 2078-T
					Wedge brakes-16M, 18M, 20M front axles	D5HZ 2078-E	D5HZ 2078-E
YEAR	MODEL/RESTRICTIONS	PART NUMBER		DESCRIPTION	QTY.		
90	C-CT-L-LN800/900	376034-S		(II-176-J)-elbow (rear hose to quick release valve)-brass-90	1		
90	C800	354955-S		(II-160)-elbow (rear hose to quick release valve)	1		
90	C600/800			Elbow (rear hose to trailer connector)	1		
90	B600/750 -- split H/V brakes	382367-S100		(GG-295)-clip (attach rear hose to hose)- 7/16" x 7/16" double	2		
2A078 TUBE (AIR BRAKE TEE TO MANIFOLD FITTING)-							
Improvise from bulk tubing (2269) and improvise insulators from rubber hose, friction tape, etc.							
90	C900	20326-S7		(B-49)-bolt (tube to dash panel extensions)- 5/16"-18 x 5/8"	1		
90	C600/900	357946-S8		(GG-152)-clip (tube to frame)	2		
90	C600/900			Clip (tube to dash panel)	1		
90	C600/900	20387-S8		(B-157)-bolt (clip to frame)-5/16"-24 x 1"	2		
90	C600			Bolt (clip to brake line bracket)	1		
		33798-S8		(M-62)-nut-5/16"-24	AR		
		34806-S7		(X-64)-lockwasher-5/16"	AR		
90	C600/700 -- 8cyl.	352992-S		(II-26)-connector (tube to fitting)-3/8"	1		
2W078 YOKE (BRAKE EXHAUST CYLINDER)							
90	CF600/700	E6HZ 2W078-A			1		
90	L-LL-LNT-LS-LT-LTL-LTS 700/900 -- w/6.6L, 7.8L engs.						
2W079 PLATE (BRAKE EXHAUST VALVE)							
90	CF600/700	E6HZ 2W079-A			1		
90	CF700/800 -- 7.8 eng.	E7HZ 2W079-A			1		
90	L-LL-LNT-LS-LT-LTL-LTS 700/900 -- w/6.6L, 7.8L engs.						
2080/ CONNECTION (FRONT BRAKE CYLINDER INLET)							
90	B600/750, C600/900, F600/750, L800/900	7EQ 2080			2		
2A080/ BRACKET (TRAILER BRAKE HOSE MOUNTING)							
90	L-LN-LNT-LT-LTS600/900	D0HZ 2A080-A		Air brakes and tractor trailer equipment- #D0HA 2A080-A	1		
90	L-LN-LNT-LT-LTS 700/900	D9HZ 2A080-A		Air brakes and unitized tractor trailer option	1		
2W080 BODY (BRAKE EXHAUST VALVE)							
90	CF600/700	E6HZ 2W080-A			1		
90	L-LL-LNT-LS-LT-LTL-LTS 700/900 -- w/6.6L, 7.8L engs.						

1990/
TRUCK SERIES 600/900

YEAR	MODEL/RESTRICTIONS	PART NUMBER	DESCRIPTION	QTY.
2W081 SHAFT (BRAKE EXHAUST VALVE)				
90	CF600/700	E6HZ 2W081-A		1
90	L-LL-LNT-LS-LT-LTL-LTS 700/900 w/6.6L, 7.8L engs.			
2082 BRACKET (FRONT BRAKE HOSE SUPPORT)				
B SERIES				
90	B600/700 -- Hyd. brakes	E0HZ 2082-A	#E0HT 2A056-BA-on frame	2
90	B600/700 -- 15" x 3" H/V brakes and 6M, 7M front axle	C9TZ 2082-G	R.H.-#C9TA 2082-E-at wheel	1
90	B600/750 -- 15" x 3" H/V brakes and 6M, 7M front axle	C9TZ 2082-H	L.H.-#C9TZ 2A056-C-at wheel	1
90	B600/700 -- Hyd. brakes and 9M front axle	D2TZ 2082-C	R.H.-#D1TA 2082-CH-at wheel	1
90	B600/700 -- Hyd. brakes and 9M front axle	D2TZ 2082-D	L.H.-#D1TA 2A056-CA-at wheel	1
90	B600/700 -- w/Hyd. Vac. brakes	E4HZ 2082-B	#E4HT 2A056-BA	1
90	B700 -- air brakes and 7M front axle	D5TZ 2082-A	#D5TA 2082-BA	2
C-CT SERIES				
90	C800 -- H/V brakes	D0TZ 2082-B	L.H. side-on frame	1
90	C800 -- 14" x 2 1/2" H/V brakes	D1TZ 2082-D	R.H.-#D1TA 2082-BA-at wheel	1
90	C800 -- 14" x 2 1/2" H/V brakes	D1TZ 2082-E	L.H.-#D1TA 2A056-AA-at wheel	1
90	C800 -- 15" x 3" H/V brakes and 9M front axles	D2TZ 2082-C	R.H.-#D1TA 2082-CA-at wheel	1
90	C800 -- 15" x 3" H/V brakes and 9M front axles	D2TZ 2082-D	L.H.-#D1TA 2A056-CA-at wheel	1
90	C800 -- w/Hyd. Vac. brakes	E4HZ 2082-C	#E4HT 2A056-CA	1
90	C-CT700/900 -- air brakes and 9M, (12M exc. C/P/S) front axles	D2TZ 2082-E	#D1TA 2A056-BA	2
90	C900,CT800/900-- air brakes and 15M front axle	D5HZ 2082-A	#D5HA 2082-CA	2
90	CT800/900 -- w/disc brakes	D5HZ 2082-D	R.H.-#D5HA 2082-FA	1
90	CT800/900 -- w/disc brakes	D5HZ 2082-E	L.H.-#D5HA 2A056-BA	1
90	C-CT800/900 -- 16M,18M front axle with 15" x 6" wedge brake	D9HZ 2082-A	#D7HT 2A056-AA	2
CF SERIES				
90	CF600/700	E6HZ 2082-B		1
90	CF600/700	E6HZ 2082-C		1
90	CF600/700	E6HZ 2082-D		1
F-FT SERIES				
90	F-FT600/900 -- Hyd. brakes	E0HZ 2082-A	#E0HT 2A056-BA-on frame	2
90	F-FT600/900 -- Hyd. brakes and 6M, 7M front axle	C9TZ 2082-G	R.H.-#C9TA 2082-E-at wheel	1
90	F-FT600/800 -- Hyd. brakes and 6M, 7M front axle	C9TZ 2082-H	L.H.-#C9TA 2A056-C-at wheel	1
90	F-FT600/900 -- Hyd. brakes and 9M front axle	D2TZ 2082-C	R.H.-#D1TA 2082-CA-at wheel	1
90	F-FT600/900 -- Hyd. brakes and 9M front axle	D2TZ 2082-D	L.H.-#D1TA 2A056-CA-at wheel	1
90	F-FT600/900 -- w/Hyd. Vac. brakes	E4HZ 2082-B	#E4HT 2A056-BA	1
90	F-FT600/900-- air brakes and 7M,9M front axles	D5TZ 2082-A	#D5TA 2082-BA	2
90	F-FT600/900 -- disc brakes & 9M,12M axle	E3HZ 2082-A		2

1990/
TRUCK SERIES 600/900

YEAR	MODEL/RESTRICTIONS	PART NUMBER	DESCRIPTION	QTY.
2082 BRACKET (FRONT BRAKE HOSE SUPPORT) — Cont'd				
L-LN-LNT-LT-LTS SERIES				
90	L-LN-LNT-LT-LTS800/900 -- H/V brakes	D0TZ 2082-B	L.H. side-on frame	1
90	L-LN-LNT-LT-LTS600/900 -- 15" x 3" H/V brakes and 6M, 7M front axles	C9TZ 2082-G	R.H.-#C9TA 2082-E-at wheel	1
90	L-LN-LNT-LT-LTS600/900 -- 15" x 3" H/V brakes and 6M, 7M front axles	C9TZ 2082-H	L.H.-#C9TA 2A056-C-at wheel	1
90	L-LN600/700 -- w/Hyd. Vac. brakes	E4HZ 2082-B	#E4HT 2A056-BA	1
90	L800, LN600/800 -- 14" x 2 1/2" H/V brakes and 6M front axle	D1TZ 2082-D	R.H.-#D1TA 2082-BA-at wheel	1
90	L800, LN600/800 -- 14" x 2 1/2" H/V brakes and 6M front axle	D1TZ 2082-E	L.H.-#D1TA 2A056-AA-at wheel	1
90	L-LN800 -- w/Hyd. Vac. brakes	E4HZ 2082-A	#E4HT 2A056-AA	1
90	L-LN-LNT-LT-LTS700/900 -- 15" x 3" H/V brakes and 9M, 12M front axles	D2TZ 2082-C	R.H.-#D1TA 2082-CA-at wheel	1
90	L-LN-LNT-LT-LTS700/900 -- 15" x 3" H/V brakes and 9M, 12M front axles	D2TZ 2082-C	L.H.-#D1TA 2A056-CA-at wheel	1
90	L-LN-LNT-LT-LTS800/900 -- air brakes and 9M, 12M front axles	D2TZ 2082-E	#D1TA 2A056-BA	2
90	LNT-LT-LTS800/900- air brakes and 16M,18M,20M front axles	D5HZ 2082-A	#D5HA 2082-CA	2
90	LNT-LT-LTS800/900 -- w/disc brakes	D5HZ 2082-B	R.H.-#D5HA 2082-EA	1
90	LNT-LT-LTS800/900 -- w/disc brakes	D5HZ 2082-C	L.H.-#D5HZ 2A056-AA	1
90	LNT-LT-LTS800/900 -- 16M,18M,20M front axle with 15" x 6" wedge brake	D9HZ 2082-A	#D7HT 2A056-AA	2
90	L-LN-LNT-LT-LTS800/900 -- w/o under hood battery	D2HZ 2082-A	R.H.-#D2HA 2A056-AA-on frame	1
2C083 BRACKET ASSY. (BRAKE HOSE CONNECTOR)				
90	FT800 -- 34M rear axle	E3HZ 2C083-A		2
90	B-F600/800(COWL)	E7HZ 2C083-B		1
90	C-FT-LNT-LT600/900	E4HZ 2C083-C		1
2W083 LEVER (BRAKE EXHAUST VALVE)				
90	CF600/700	E6HZ 2W083-A		1
90	L-LL-LN-LNT-LS-LT-LTL-LTS 700/900 -- w/6.6L, 7.8L engs.			1
2084 CLAMP ASSY. (POWER BRAKE RESERVOIR)				
90	B-F-FT600/800 -- air brakes	C8HZ 2084-A		4
90	C-CL-CLT600/900	C8HZ 2084-A		8
90	CF600/700	E6HZ 2084-A		1
		20429-S8	(B-172)-bolt (support to frame)-3/8"-24 x 1 1/4"	4
		375860-S2	(BB-405-CE)-bolt (clamp)-7/16"-14 x 5 1/4" square head	2
		34670-S7-8	(M-54)-nut-7/16"-14	AR
2W084 BRACKET (BRAKE EXHAUST VALVE)				
90	CF600/700	E6HZ 2W084-A		1
90	CF700/800 -- 7.8 eng.	E7HZ 2W084-A		1
90	L-LL-LN-LNT-LS-LT-LTL-LTS 700/900 -- w/6.6L, 7.8L engs.			1

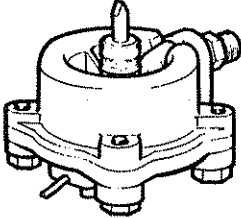
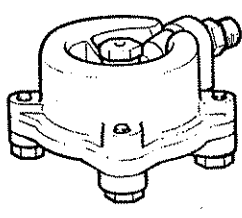
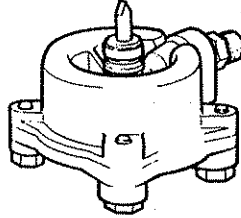
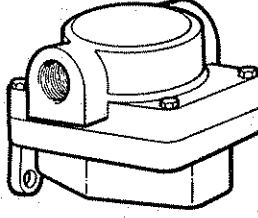
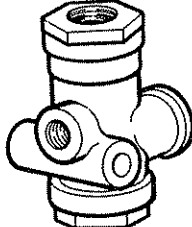
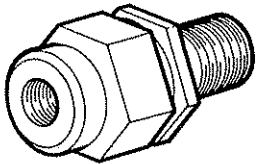
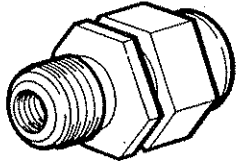
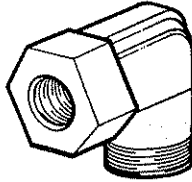
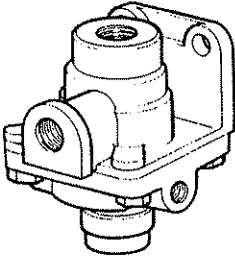
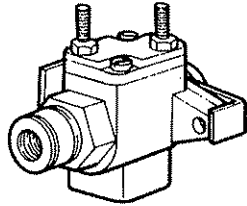
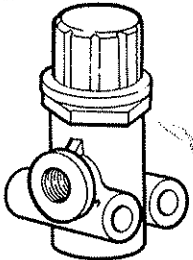
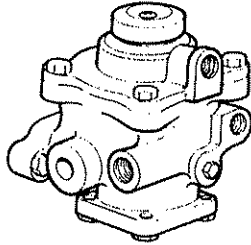

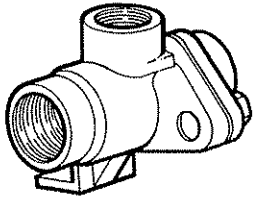
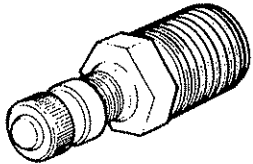

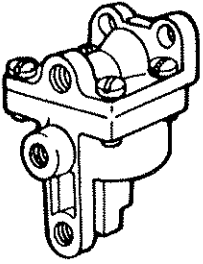
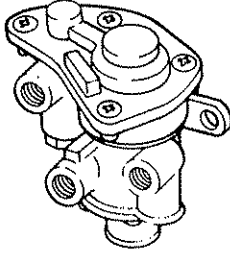
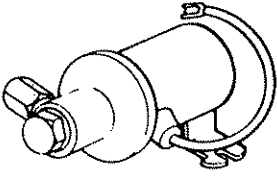
1990/
TRUCK SERIES 600/900

YEAR	MODEL/RESTRICTIONS	PART NUMBER	DESCRIPTION	QTY.
2087	Refer to Front Brake Parts Lists Section 20.1			
2B087	Refer to Rear Brake Parts Lists Section 22.1			
2A088	Refer to Booster Parts List Section 23.1			
2W087	CYLINDER KIT (BRAKE EXHAUST)			
90	CF600/700	E6HZ 2W087-A		1
90	L-LL-LN-LNT-LS-LT-LTL-LTS 700/900 - - w/6.6L, 7.8L engs.			1
2W088	STRAP ASSY. (BRAKE HOSE CONNECTOR BRACKET)			
90	CF700/800 (T/I)	E8HZ 2W088-A		1
2W089	GASKET (TRACTOR BRAKE PROTECTION)			
90	CF700/800 (T/I)	E8HZ 2W089-A		1
2090	BRAKE ADJUSTER BOLT REPAIR KIT (FRONT AIR)			
90	B-C-CT-F-FT-L-LN-LNT600/900	B5QH 2090-A	Consists of 1-TGAS 2047-A Nut 1-B5QH 2313-A Cover 1-B5QH 2233-A Bolt 1-354260-S Snap ring	2
2W090	BRACKET (BRAKE AIR RELAY VALVE)			
90	CF700/800	E8HZ 2W090-A		1
2B091	VALVE (FRONT DISC BRAKE PRESSURE CONTROL)			
90	C-CT800,900, LNT900, LT-LTS800/900	D5HZ 2B091-A	#D3HA 2B091-BA	1
90	LNT800 - - w/disc brakes			1
2N091	ROD (BRAKE BOOSTER)			
90	B-C-F-FT600/800	E3HZ 2N091-A		1
90	Refer to Booster Parts List in Section 23.1			
2092	Refer to Front or Rear Brake Parts Lists Sections 20.1 and 22.1			
2B093	Refer to Booster Parts Lists Section 23.1			

1990/
TRUCK SERIES 600/900

2A095 VALVE ASSY. (AIR BRAKE)

For service part number, Refer to basic group number as shown on Identification Chart below.

 <p>— 2A131 — TYPE 1</p>	 <p>— 2A131 — TYPE 2</p>	 <p>— 2A131 — TYPE 3</p>	 <p>— 2A095 — TYPE 4</p>
 <p>— 2B139 — TYPE 5</p>	 <p>— 2B170 — TYPE 6</p>	 <p>— 2B170 — TYPE 7</p>	 <p>— 2B170 — TYPE 8</p>
 <p>— 2A208 — TYPE 9</p>	 <p>— 2575 — TYPE 10</p>	 <p>— 2A435 — TYPE 11</p>	 <p>— 2B431 — TYPE 12</p>
 <p>— 2A550 — TYPE 13</p>	 <p>— 2575 — TYPE 14</p>	 <p>— 2A783 — TYPE 15</p>	 <p>— 2A435 — TYPE 16</p>
	 <p>— 2A208 — TYPE 18</p>	 <p>— 2B431 — TYPE 19</p>	 <p>— 2A435 — TYPE 20</p>

1990/
TRUCK SERIES 600/900

YEAR	MODEL/RESTRICTIONS	PART NUMBER	TYPE	DESCRIPTION	QTY.
2A095 VALVE ASSY. (AIR BRAKE QUICK RELEASE)					
For illustration of valves, refer to section 20 group 2A095					
90	B-C-CL-F-FT-L-LN600/900	DOHZ 2A095-A	4		1
90	CT-CLT-LNT-LT-LTS800/900				2
90	B-C-CL-F-FT-L-LN600/900	E7HZ 2A095-A			1
90	CF600/700	E6HZ 2A095-A			1
90	CT-LNT-LT-LTS800/900 - - with 2 speed axle	DOHZ 2A095-B	4		1
		20387-S8		(B-157)-bolt (valve to bracket)-5/16"-24 x1	2or4
		33798-S8		(M-62)-nut-5/16" - 24	AR
		34806-S7		(X-64)-lockwasher-5/16"	AR
YEAR	MODEL/RESTRICTIONS	PART NUMBER		DESCRIPTION	QTY.
2099 -FRONT CHAMBERS-refer to Model Application Chart in group 2025					
-REAR CHAMBERS-refer to Model Application Chart in group 2225					
		73966-S7		(N-31-D)-clevis pin-1/2" x 1 1/2"	AR
		72035-S7-8		(N-51)-cotter pin 1/8" x 1"	AR
2106	Refer to Rear Brake Parts List Section 22.1				
2108	Refer to Front and Rear Brake Parts Lists Section 20.1 and 22.1				
2A108 ELBOW ASSY. (BRAKE AIR TUBE TO FRAME)					
90	L-LN-LNT-LT-LTS800/900	E1HZ 2A108-A			1
2K108 CAP (BOOSTER LEVEL INDICATOR)					
90	CF600/700	E6HZ 2K108-A			1
2A109 TUBE (BRAKE AIR RESERVOIR TO ELBOW)-					
Improvise from bulk tubing (2269) and improvise insulators from rubber hose, friction tape, etc.					
2A116 TUBE (MANIFOLD FITTING TO AIR BRAKE COMPRESSOR GOVERNOR)-					
Improvise from bulk tubing (2269) and improvise insulators from rubber hose, friction tape, etc.					
2K118 CHECK VALVE KIT (BRAKE BOOSTER)					
90	CF600/700	E6HZ 2K118-A			1
2K119 VALVE ASSY. (BRAKE DOUBLE CHECK)					
90	B-C-CL-CT-F-FT-L-LN-LNT-LT-LTS600/900	D5TZ 2K119-A		#D5TA 2K119-AA	1or2
90	B-F600/750 - - with 7M,9M Front axle	D5HZ 2K119-B		#D5HA 2K119-AA	1
90	B-F-FT600/900 - - air brakes	D5HZ 2K119-C		#D5HA 2K119-BA	1
90	CF600/700	E6HZ 2K119-A			1
90	L-LN-LNT-LT-LTS800/900	D5HZ 2K119-C		#D5HA 2K119-BA-w/Tractor pkg.	1
90	CL-CLT	D5HZ 2K119-A		#D4HA 2K119-AA-MTD on fire wall	1
2L120 TUBE AND HOSE REPAIR KIT-DISC BRAKE					
90	All	E6HZ 2L120-A		Field fix	1
2A121 TUBE (BRAKE AIR HAND CONTROL VALVE EXHAUST TRACTOR TRAILER EQUIPMENT)-					
Improvise from bulk tubing (2269) and improvise insulators from rubber hose, friction tape, etc.					
90	F700/750 - - 134", 146", 158" W/B	354002-S		(KK-7)-grommet (tube)	1
90	CT800/900	372268-S		(II-162-E)-fitting (attach tube to valve)-elbow- 1/4"-18 x 1/4"-18	1
2125	Refer to Front and Rear Brake Parts Lists Section 20.1, 22.1 and group 2296				
2C125 BRACKET (VACUUM PUMP MOUNTING)					
90	F-FT600/900 - - 3208 diesel engine	E3HZ 2C125-A			1

1990/
TRUCK SERIES 600/900

YEAR	MODEL/RESTRICTIONS	PART NUMBER	DESCRIPTION		QTY.
2128	CYLINDER REPAIR KIT (BRAKE)- For Model Application refer to Front and Rear Brake Parts List Section 20.1 and 22.1				
		C5TZ 2128-B	1 7/8" diameter		
Consists of					
	2-TUAA 2201-A	Cup	2-B6QH 2206-A	Boot	
		C8TZ 2128-A	1 1/2" diameter		
Consists of					
	2-C8TZ 2201-A	Cup	2-C8TZ 2206-A Boot		
		C8TZ 2128-B	1 5/8" diameter		
Consists of					
	2-C8TZ 2201-B	Cup	2-C8TZ 2206-A	Boot	
2129	Refer to Rear Brake Parts List Section 22.1				
2B129	SPACER (BRAKE MASTER CYLINDER PUSH ROD)				
90	B-C-LN600/700	C5DZ 2B129-A			2
2130	Refer to Front and Rear Brake Parts Lists Section 20.1 and 22.1				
2130	RETAINING WASHER KIT (REAR AIR BRAKE ADJUSTER)				
90	All	B1QH 2130-A			AR
Consists of					
	1-8QH 2130-B	Washer	1-8QH 2130-C	Washer	1-8QH 2130-D Washer
2A130	BRACKET (AIR RESERVOIR TANK SUPPORT)				
90	LTS900 -- with 50M rear axle	D5HZ 2A130-B	#D5HA 2A130-AA		1
90	LNT-LT-LTS900 -- with 58M,65M axles				1
YEAR	MODEL/RESTRICTIONS	PART NUMBER	TYPE	DESCRIPTION	QTY.
2A131	VALVE ASSY. (BRAKE MOISTURE EJECTOR) For illustration of valves, refer to Section 20 group 2A095				
90	LTS900 -- 50M rear axle	C8HZ 2A131-A	3	Filter in top port-plug in side port-unheated Bendix	AR
90	LNT-LT-LTS900 -- with 58M,65M axles				1
90	B-F-FT700/900	D9HZ 2A131-B	3	Unheated	1
90	B700	E0HZ 2A131-A	1	Front tank-filter in top port-plug in side port-heated	1
90	B700	E0HZ 2A131-B	1	Rear tanks-filter in top port-plug in side port-heated	2
90	L-LN-LNT-LT-LTS600/900	D9HZ 2A131-A	2	Bendix	2
90	CF600/800,CL900	D9HZ 2A131-A	2	Bendix	2
90	CLT900				3
90	CF600/800,CL-CLT900 -- w/o air dryer	D9HZ 2A131-B	3	Bendix	1
90	CL-CLT-L-LN-LNT-LT-LTL-LTS600/900	D7HZ 2A131-B		Expello	1
YEAR	MODEL/RESTRICTIONS	PART NUMBER	DESCRIPTION		QTY.
2B132	Refer to Booster Parts Lists Section 23.1				
2133	NUT (BRAKE PIPE)				
90	All	91A 2133	7/16"-24-use with 91A 2269		AR
2133	Refer to Booster Parts Lists Section 23.1				
2A135	TUBE (AIR BRAKE RESERVOIR CONNECTING)- Improvise from bulk tubing (2269) and improvise insulators from rubber hose, friction tape, etc.				
2138	Refer to Front and Rear Brake Parts Lists Sections 20.1 and 22.1				

1990/
TRUCK SERIES 600/900

YEAR	MODEL/RESTRICTIONS	PART NUMBER	DESCRIPTION	QTY.	
2A138 HOSE ASSY. (TRAILER BRAKE AIR)					
90	F-FT-C-CT600/900,L-LN-LNT-LT-LTS700/900	D5HZ 2A138-A	Emergency-R.H. of valve assy.-120" long	1	
		D5HZ 2A138-B	Service L.H. of valve assy. - 120" long	1	
90	F-FT-C-CT600/900,L-LN-LNT-LT-LTS700/900	D5HZ 2A138-D	Emergency-R.H. of valve assy. - 146 1/2" long	1	
		D5HZ 2A138-C	Service-L.H. of valve assy.-146 1/2" long	1	
90	L-LN-LNT-LT-LTS700/900	D8HZ 2A138-C	#D6HS 2A138-GA-Service - R.H. of valve assy. blue coiled hose-144" extended length-w/unitized tractor package option	1	
		D8HZ 2A138-B	#D6HS 2A138-EA-Emergency-L.H. of valve assy. red coiled hose-144" extended length-w/unitized tractor package option	1	
90	CL-CLT900	D5HZ 2A138-C	Service-R.H. of valve assy.-straight hose-146 1/2" long	1	
		D5HZ 2A138-D	Emergency-L.H. of valve assy.-straight hose-146 1/2" long	1	
		D8HZ 2A138-C	#D6HS 2A138-GA-Service-R.H. of valve assy.-blue coiled hose-144" extended length	1	
		D8HZ 2A138-B	#D6HS 2A138-EA-Emergency-L.H. of valve assy.-red coiled hose-144" extended length	1	
		D8HZ 2A138-A	W/246" W/B use this hose with (1) ea. D8HZ 2A138-B & C	2	
YEAR	MODEL/RESTRICTIONS	PART NUMBER	TYPE	DESCRIPTION	QTY.
2B139 VALVE ASSY. (BRAKE AIR PRESSURE ACTUATOR)					
For illustration of valves refer to Section 20 group 2A095					
90	All - - T/T and maxi or failsafe brakes	C5TZ 2B139-A	5		1
YEAR	MODEL/RESTRICTIONS	PART NUMBER	DESCRIPTION	QTY.	
2K139 Refer to Front Brake Parts Lists section 20.1					
2140 CYLINDER ASSY. (BRAKE MASTER)-Refer to Booster Parts List Section 23.1 for model application					
90	C900,CT800/900 - - 16m frt. axle and disc brakes	D5HZ 2140-B	Use with D5HZ 2B571-A,D, D7HZ 2B571-B,D	1	
90	LNT-LT-LTS800/900-16m, 18m, 20m front axles and disc brakes	D5HZ 2140-C	use with D5HZ 2B571-B,C, D7HZ 2B571-A,C	1	
90	B-F-FT600/900	20427-S8	(B-158)-bolt (master cyl. to dash panel)-5/16"-24 x 1 1/4"	4	
		*34941-S7	Lockwasher-5/16"		
90	F-FT600/900	*304721-S8	Bolt (cyl. to dash panel)-5/16"-24 x 1 1/2"	4	
90	B600/900		Bolt (cyl. to bracket)	4	
		33798-S8	(M-62)-nut-5/16"-24	AR	
		34806-S7	(X-64)-lockwasher-5/16"	AR	
90	B-F-FT600/900	20427-S8	(B-158)-bolt (attach cyl. to dash panel)-hex. head-5/16"-18 x 1 1/4"	1	
2A140 TUBE (BRAKE BOOSTER TO TEE)-Also refer to group 2585-					
Improvise from bulk tubing (2269) and improvise insulators from rubber hose, friction tape, etc.					
		357946-S8	(GG-152)-clip (tube to frame)	1to3	
2141 RESERVOIR ASSY. (BRAKE FLUID HYDRAULIC)					
90	C600/900 - - single H/V brakes	B7T 2141-A	Use with B7Q 2140-A, B7QH 2140-A	1	
90	C-CT800/900- -15M, 16M, 18M Front axle and disc brakes	D5HZ 2141-A	#D5HA 2K016-AA	1	
2A141 TUBE (BRAKE MANIFOLD TO UNION)-					
Improvise from bulk tubing (2269) and improvise insulators from rubber hose, friction tape, etc.					
		357946-S8	(GG-152)-clip (tube)	AR	
		20387-S8	(B-157)-bolt (clip to frame)-5/16"-24 x 1"	AR	
		33798-S8	(M-62)-nut-5/16"-24	AR	
		34806-S7	(X-64)-lockwasher-5/16"	AR	
2A142 Refer to Rear Brake Parts List Section 22.1					
2143 ROD (BRAKE MASTER CYLINDER PUSH)-Also refer to Booster Parts Lists Section 23.1					
90	C600/900 - - single hydraulic brakes	C1TT 2143-G	Center to end 6 7/16"	1	
90	C600/900 - - split H/V brakes	C8HZ 2143-C	8 3/16" long	1	

JULY, 1989

COPYRIGHT © 1989-

FORD MOTOR
COMPANY

-DEARBORN, MICHIGAN

NEW ISSUE

1990/
TRUCK SERIES 600/900

YEAR	MODEL/RESTRICTIONS	PART NUMBER	DESCRIPTION	QTY.
2143 ROD (BRAKE MASTER CYLINDER PUSH)-Also refer to Booster Parts Lists Section 23.1 - Cont'd				
90	CF600/700	E6HZ 2143-A	Brake	1
90	CF600/700	E6HZ 2143-B	Clutch	1
90	F-FT600/900 -- single H/V brakes	E0HZ 2143-A	#30967-7 25/32" long	1
90	L800/900, LN600/900	D2HZ 2143-A	Use with D2HZ 2140-C or D	1
90	L-LN-LT-LTS700/900	D2HZ 2143-B	Use with D2HZ 2140-E	1
2A143 TUBE ASSY. (BRAKE VACUUM BOOSTER TEE TO FRONT WHEEL TEE)- Improvise from bulk tubing (2269) and improvise insulators from rubber hose, friction tape, etc.				
		359956-S	(II-138)-tee (tube)-4 way	1
		358360-S32	(GG-143)-clip (tube to frame)	1
		357784-S2	(GG-23)-clip (tube to frame)	1
		87478-S8	(I-51)-tee (tube to front brake tube)-3 way-- 1/4" tube	1
2145 SPRING and RETAINER (BRAKE and CLUTCH MASTER CYLINDER PISTON RETURN)				
90	C600/900 -- single H/V brakes	B7Q 2145-B		1
90	C600/900 -- split H/V brakes	C8TZ 2145-C		1
90	F-FT600/900 -- single H/V brakes	E0HZ 2145-A		1
90	L800, LN600/800 -- 14" x 2 1/2" split H/V brakes	C8TZ 2145-C	Use with D2HZ 2140-C	1
90	L800/900, LN600/800 -- 15" x 3" split H/V brakes	C8TZ 2145-C	Use with D2HZ 2140-D	1
90	L800/900, LN700/800, LNT800 -- 15" x 3" split H/V brakes	D0HZ 2145-A	Use with D2HZ 2140-E	1
90	LNT800, LT-LTS800/900 -- single H/V brakes	D0HZ 2145-B	Use with D2HZ 2140-G	1
2146 EXTENSION (BRAKE MASTER CYLINDER LINK)				
90	B-F-LN700 -- gas with 6M, 7M front axles and 15" x 3" brakes	C4TZ 2146-A	15/16" O.D. x 3/8" wide	2
90	C700 -- gas and 7M front axle			2
90	C600 -- 6M, 7M front axles			2
90	C-LN800/900 -- 9M front axle			2
2A146 TUBE (AIR BRAKE RESERVOIR TO TEE)- Improvise from bulk tubing (2269) and improvise insulators from rubber hose, friction tape, etc.				
		357946-S8	(GG-152)-clip (tube to frame) Clip (tube to trailer attachment)	AR AR AR
		20387-S8	(B-157)-bolt (clip-5/16"-24 x 1")	AR
		33798-S8	(M-62)-nut-5/16"-24	AR
		34806-S7	(X-64)-lockwasher-5/16"	AR
2K146 WIRING ASSY. (BRAKE LOW AIR PRESSURE SWITCH CONNECTOR)				
90	L-LN-LNT-LT-LTS800/900 -- air brakes	D0HZ 2K146-A		1
2A147 TUBE (TRAILER BRAKE EMERGENCY AIR SUPPLY VALVE TO UNION TRACTOR TRAILER)- Improvise from bulk tubing (2269) and improvise insulators from rubber hose, friction tape, etc.				
		237949-S	(GG-141)-clip (tube to brake clip bracket)	1
		357636-S	(II-177-B)-union (tube)-1/4" Union (tube to straight air tube) Union (tube to air protector valve tube)	AR AR 1
		358244-A	(II-183)-elbow assy. (tube to valve)-90°	1
		357635-S	(II-177)-connector (tube to two way valve tube)-1/4"	1
		20366-S8	(B-52)-bolt (clip to floor pan)-5/16"-18 x 7/8"	1
		33797-S7	(M-50)-nut-5/16"-18	
		34806-S7	(X-64)-lockwasher-5/16"	
2B147 Refer to Booster Parts List Section 23.1				
2A148 TUBE (BRAKE AIR HAND CONTROL VALVE TO TWO WAY CHECK VALVE TRACTOR TRAILER EQUIPMENT)-Improvise from bulk tubing (2269) and improvise insulators from rubber hose, friction tape, etc.				
		355428-S	(KK-9)-grommet (tube to floor pan connector)	1
		374216-S	(II-180-A)-elbow assy. (tube to two way check valve)-45°	1

1990/
TRUCK SERIES 600/900

YEAR	MODEL/RESTRICTIONS	PART NUMBER	DESCRIPTION	QTY.
2N148 RESERVOIR (BRAKE AUXILIARY)				
90	B-C-F-LN600/900 -- exc. 6.6L, 7.8L engs.	E8HZ 2N148-B		1
90	FT-LT-LNT900 -- exc. 6.6L, 7.8L engs.	E5HZ 2N148-D		1
	B-C-F-FT-LN-LNT-LT600/900 -- w/6.6L, 7.8L engs	E7HZ 2N148-A		1
2149 GASKET (BRAKE LINE CONNECTOR)- Also refer to Front and Rear Brake Parts List Section 20.1 and 22.1				
90	B-C-F-FT-LN600/900	8M 2149	Front brake line connection-13/32" I.D. x 5/8" O.D.	2
90	F-FT600/900 -- 9M,12M axles & disc brakes	E3HZ 2149-A		2
90	CF600/700			1
2150 BOLT (FRONT WHEEL BRAKE TUBE CONNECTOR)				
90	F-FT600/900 -- 9M,12M axles & disc brakes	E3HZ 2150-A		2
90	B-C-F-FT-L-LN-LNT600/900 -- /wHyd. brakes	E4HZ 2150-A		2
90	CF600/700			2
2151-4 GASKET (BRAKE and CLUTCH SYSTEMS)				
90	B-C-F-FT-LN600/900	7EQH 2152	Rear brake cyl. inlet connection-outer-35/64" I.D. x 11/16" O.D.	2
90	C600/900 -- split H/V brakes	91A 2151	5/8" I.D. x 13/16" O.D.	2
90	C700/900	91A 2152	Brake booster outlet-1/2" I.D. x 13/16" O.D.	1
90	B-F-FT700/900	91T 2154-A	Front brake cyl. inlet-1/2" I.D. x 23/32" O.D.	2
90	C700/900		Brake booster inlet fitting	1
90	C600/900		Front brake cyl. inlet	1
2A152 TUBE ASSY. (BRAKE VACUUM PUMP TO CHECK VALVE)				
90	B-F600/700 -- diesel	C7TZ 2A152-B	Approx. 48 21/32" long	1
90	C600/700	C7TZ 2A152-A	46" long	1
		351648-S32	(GG-150)-clip (tube to engine)-1/2" cable	1
		20388-S8	(B-80)-bolt (clip to engine)-3/8"-16 x 1"	1
		34807-S8	(X-66)-lockwasher-3/8"	
2B152 Refer to Booster Parts Lists Section 23.1				
2A155 BRACKET (BRAKE TUBE CLIP)				
90	B-F-FT600/900--air brakes	D5TZ 2A155-A	#D5TA 2A155-BA, BB	1
90	L-LNT-LT900 -- Diesel with top mtd. 44M-58M-65M rear axles and Hendrickson susp.	D7HZ 2A155-A	#D7HT 2A155-AA	AR
90	LL-LTL800/900 -- w/Cat. 3406B eng. & A/C	E8HZ 2A155-A		1
2A156 TUBE ASSY. (FRONT BRAKE HOSE TO TEE)- Improvise from bulk tubing (2269) and improvise insulators from rubber hose, friction tape, etc.				
2B156 Refer to Booster Parts Lists Section 23.1				
2A157 Refer to Booster Parts Lists Section 23.1				
2162 CAP (BRAKE and CLUTCH MASTER CYLINDER FILLER)-Also refer to Section 23.1				
90	B600/700	1A 2162-A	Clutch	1
90	B600/700 -- split-Hydro-Max Hyd. brakes	E0HZ 2162-B	Use with E0HZ 2140-B cyl.	1
90	C600/900 -- split H/V brakes	D0TZ 2162-A	Use with D2HZ 2140-B	1
90	F-FT600/900 -- split and single Hydro-Max hyd. brakes	E0HZ 2162-B	Use with E0HZ 2140-B cyl.	1

1990/
TRUCK SERIES 600/900

YEAR	MODEL/RESTRICTIONS	PART NUMBER	DESCRIPTION	QTY.					
2162 CAP (BRAKE and CLUTCH MASTER CYLINDER FILLER)-Also refer to Section 23.1 -- Cont'd									
90	F-FT600/900 -- single H/V brakes	EOHZ 2162-A	Use with EOHZ 2140-A cyl.	1					
90	L800/900, LN600/900,	DOTZ 2162-A	Use with D2HZ 2140-C, D or E	1					
90	LN600/700 -- single H/V brakes	DOHZ 2162-A	Use with DOHZ 2140-C cyl.	1					
90	LN600 -- split H/V brakes	C9TZ 2162-B	Use with C9TZ 2140-J cyl.	1					
90	LN-LNT800/900	1A 2162-A	Clutch	1					
2167 GASKET (BRAKE MASTER CYLINDER FILLER CAP)									
90	B600/700 -- split Hydro-Max hyd. brakes	EOHZ 2167-B	Use with EOHZ 2140-B, E2HZ 2140-B cyl.	1					
90	F-FT600/900 -- split and single Hydro-Max hyd. brakes	EOHZ 2167-B	Use with EOHZ 2140-B, E2HZ 2140-B cyl.	1					
90	F-FT600/900 -- single H/V brakes	EOHZ 2167-C	Use with EOHZ 2140-A cyl.	1					
90	LN600 -- split H/V brakes	C9TZ 2167-A	Use with C9TZ 2140-J cyl.	1					
90	LN600/700 -- single H/V brakes	DOHZ 2167-A	Use with DOHZ 2140-C cyl.	1					
90	CL-CLT900	D8HZ 2167-A	Clutch master cyl. D8HZ 7A753-A	1					
2169 PISTON (BRAKE and CLUTCH MASTER CYLINDER)- Serviced only in kit-groups 2004 and 7578 unless listed below-also refer to Booster Parts Lists Section 23.1									
90	LN600/750 -- 15" x 3" split H/V brakes	DOHZ 2169-C	Use with D2HZ 2140-E	1					
2170 CUP (BRAKE MASTER CYLINDER SECONDARY)-Also refer to Booster Parts Lists Section 23.1									
90	B-C-F-FT-L-LN600/900 -- split H/V brakes	C8TZ 2170-C		1					
STAMPED PART NUMBER	TYPE	MANUFACTURER	MANUFACTURER PART NUMBER	STAMPED PART NUMBER	TYPE	MANUFACTURER	MANUFACTURER PART NUMBER		
2B170 VALVE ASSY. (BRAKE RESERVOIR CHECK) For illustrations of valves, refer to Section 20 group 2A095 VALVE ASSEMBLIES MUST BE ORDERED FROM MANUFACTURER -USE MANUFACTURER PART NUMBER WHEN ORDERING.									
C5TA	2B170-A	7	Bendix Westinghouse,	228194	DOHA	2B170-B	8	Bendix Westinghouse,	283084
C5TA	2B170-A2	7	Midland-Ross	N-13526-L	D0TA	2B170-A	7	Bendix Westinghouse,	283806
DOHA	2B170-A	8	Bendix Westinghouse,	283084	D2HA	2B170-AA	6	Bendix Westinghouse,	284976
YEAR	MODEL/RESTRICTIONS	PART NUMBER	DESCRIPTION	QTY.					
2B170 VALVE ASSY. (BRAKE RESERVOIR CHECK)									
90	CF600/800	E7HZ 2B170-A		1					
2173-4 Serviced only in kit-groups 2004 and 7578									
2B174 RETAINER (BRAKE AIR CHAMBER ADAPTER)									
90	CL-CLT900 -- with auto. slack adjusters	D8HZ 2B174-A		AR					
2175 Refer to Front Brake Parts Lists Section 20.1									
2A176-7 Refer to Front or Rear Brake Parts Lists Section 20.1 and 22.1									
2B176 Refer to Section 23.1									
2C176 Refer to Front Brake Parts List Section 20.1									
2D176 Refer to Front Brake Parts List Section 20.1									
2C177 BRACKET (BRAKE WARNING MONITOR MOUNTING)									
90	C-F600/900	E5HZ 2C177-A		1					
90	B600/700	E5HZ 2C177-B		1					
2178 Refer to Booster Parts Lists Section 23.1									
2A178 Refer to Front or Rear Brake Parts Lists Sections 20.1 and 22.1									
2179 Refer to Front Brake Parts Lists Section 20.1									

1990/
TRUCK SERIES 600/900

YEAR	MODEL/RESTRICTIONS	PART NUMBER	DESCRIPTION	QTY.
2A179 Refer to Front or Rear Brake Parts Lists Sections 20.1 and 22.1				
2180 BOOT (BRAKE and CLUTCH MASTER CYLINDER)-Also refer to 2004 kits				
90	C600/900	B7TZ 2180-A	Brake	1
90	C600/900		Clutch	1
90	B-F-LN600/700	C3TZ 2180-A	Brake-Midland-Ross boosters	1
2A180 Refer to Front or Rear Brake Parts Lists Sections 20.1 and 22.1				
2A181-2A185 Refer to Rear Brake Parts List Section 22.1				
2C185 FLOW SWITCH KIT (BRAKE BOOSTER REPAIR)				
90	B-F600/800-hydro-max	E2HZ 2C185-A	Field fix	1
2A186 Refer to Rear Brake Parts List Section 22.1				
2188 PLATE (BRAKE and CLUTCH MASTER CYLINDER PISTON STOP)				
90	B-F-FT600/800 -- split H/V brake	C8TZ 2188-A		1
90	LN600/700, L-LN800 -- split H/V brakes	D2HZ 2188-A	Use with D2HZ 2140-C	1
90	LN700/800, L-LT-LTS800/900 -- split H/V brakes	D2HZ 2188-B	Use with D2HZ 2140-E	1
2A190-1 Refer to Rear Brake Parts Lists Section 22.1				
2194 Refer to Front Brake Parts Lists Section 20.1				
2B195 Refer to Booster Parts List Section 23.1				
2C195 WIRING ASSY. (BRAKE BOOSTER AND MASTER CYLINDER)				
90	C600/800 -- w/Hyd. Vac. brakes	E4HZ 2C195-A		1
2L195 Refer to Section 23.1				
2196-7 Refer to Front or Rear Brake Parts Lists Section 20.1 and 22.1				
2B197 BRACKET ASSY. (BRAKE HOSE MANIFOLD)				
90	B700 -- air brakes	E0HZ 2B197-B	#E0HT 2B198-BA	1
90	F600/800 -- air brakes	E0HZ 2B197-A	#E0HT 2B198-AB	1
2A198 TUBE (TEE TO TRAILER BRAKE AIR PROTECTOR VALVE)- Improvise from bulk tubing (2269) and improvise insulators from rubber hose, friction tape, etc.				
		357946-S8	(GG-152)-clip (tube to frame)	AR
		371722-S8	(BB-207)-bolt (clip)-1/4"-28 x 3/4"	AR
		33796-S7	(M-61)-nut-1/4"-28	AR
		34805-S8	(X-62)-lockwasher-1/4"	AR
		374216-S	(II-180-A)-elbow assy. (tube to valve)-45°-3/8" tube	1
		352992-S	(II-26)-connector (tube to tractor air protector valve)-3/8"	1
		374340-S	(II-201-P)-tee (tube to foot control valve tube)-3/8" x 1/8" pipe	1
2A199 TUBE ASSY. (BRAKE MASTER CYLINDER TO REAR BRAKE TUBE CONNECTOR)- Improvise from bulk tubing (2269) and improvise insulators from rubber hose, friction tape, etc.				
		373996-S	(II-135-A)-tee (tube to stoplight switch and	1

HOW TO LOCATE FRONT BRAKE PARTS

1. Use the Front Brake T.S.L. † Cross Reference Guide (below) to find the correct brake parts list.
2. Use the Front Brake Model Application Chart (which follows the T.S.L. Chart) to find the correct brake parts list when a T.S.L. number is not available.

Where the T.S.L. says See frt. axle, the front axle number shown on the T.S.L. is listed in the guide below.

† Truck Specification List-included in Louisville-built trucks

FRONT BRAKE T.S.L. CROSS-REFERENCE GUIDE

T.S.L. NUMBER	Front Axle CAPACITY	BRAKE			T.S.L. NUMBER	Front Axle CAPACITY	BRAKE			
		SIZE	TYPE	PARTS LIST NO			SIZE	TYPE	PARTS LIST NO.	
NOTE ● R(T)-Rockwell (Timken)										
E8HT 2010-GA	16M,18M,20M	15 x 6	Bendix	8	E9HT 2011-AB	10M,12M	15 x 4	R(T)	9	
E9HT 2010-AA	10M,12M	15 x 4	R(T)	9	E9HT 2011-CA	8M,9M	15 x 4	R(T)	10	
E9HT 2010-AB	10M,12M	15 x 4	R(T)	9	E9HT 2011-CB	8M,9M	15 x 4	R(T)	10	
E9HT 2010-CA	8M,9M	15 x 4	R(T)	10	E9HT 2011-GA	7M,9M,12M	15 x 4	Bendix	6	
E9HT 2010-CB	8M,9M	15 x 4	R(T)	10	E9HT 2011-GB	7M,9M,12M	15 x 4	Bendix	6	
E9HT 2010-GA	7M,9M,12M	15 x 4	Bendix	6	E9HT 2011-JA	7M,9M,12M	15 x 4	Bendix	7	
E9HT 2010-GB	7M,9M,12M	15 x 4	Bendix	6	E9HT 2011-JB	7M,9M,12M	15 x 4	Bendix	7	
E9HT 2010-JA	7M,9M,12M	15 x 4	Bendix	7	E9HT 2011-NA	12M	15 x 4	R(T)	11	
E9HT 2010-JB	7M,9M,12M	15 x 4	Bendix	7	FOHT 2011-AA	12M	16 1/2 x 5	R(T)	12	
E9HT 2010-NA	12M	15 x 4	R(T)	11	FOHT 2011-BA	16M,18M,20M	16 1/2 x 6	R(T)	13	
FOHT 2010-AA	12M	16 1/2 x 5	R(T)	12	D5HA 2019-AB	15M,16M,18M,20M	Disc	Kelsey	3	
FOHT 2010-BA	16M,18M,20M	16 1/2 x 6	R(T)	13	E6HT 2B120-AA	6M,7M	Disc	Dayton/Walther	3	
E8HT 2011-GA	16M,18M,20M	15 x 6	Bendix	8	E6HT 2B120-AB	6M,7M	Disc	Dayton/Walther	3	
E9HT 2011-AA	10M,12M	15 x 4	R(T)	9	E6HT 2B120-BA	8M,9M,9.5M,12M	Disc	Dayton/Walther	2	

**1990/
TRUCK SERIES 600/900**

FRONT BRAKE MODEL APPLICATION CHART

1. Determine truck series and model year.
2. When optional brake sizes are shown, determine brake size. The brake size shown is the inside diameter of the brake drum and the width of the related brake shoe lining.
3. When different axle capacities are shown for the same brake size, determine axle capacity from truck warranty plate code.
4. Determine if the brake system is hydraulic or air type and select appropriate parts list number.
5. Refer to affected parts list. Brake component parts lists appear in numerical sequence in this section following the application chart. Brake drums are not included in the parts lists. They are listed with the appropriate hub assembly under group 1104 in Section 11.
6. Refer to the appropriate section and page of the Truck Illustration Catalog when necessary for the group numbers of the required parts. Brake components are also listed by part name with their related group number in the Index at the beginning of Section 10.

FRONT BRAKE MODEL APPLICATION CHART

TRUCK SERIES	MODEL YEAR	Front Axle CAPACITY	BRAKES		PARTS LIST NO.	ILLUS-TRATION		TRUCK SERIES	MODEL YEAR	Front Axle CAPACITY	BRAKES		PARTS LIST NO.	ILLUS-TRATION	
			SIZE	H-HYD. A-AIR		SEC.	PAGE				SIZE	H-HYD. A-AIR		SEC.	PAGE
B600	90	6M,7M	Disc	H	3	21	8	L800/900	90	7M,9M,12M	15 x 4	A	6		
B700	90	6M,7M	Disc	H	3	21	8		90	6M,7M	Disc	H	3	21	8
	90	8M,9M,9.5M	Disc	H	2	21	8		90	8M,9M,9.5M	Disc	H	2	21	8
		12M								12M					
C800	90	7M,9M,12M	15 x 4	A	6			LN700	90	7M,9M	15 x 4	A	6		
	90	6M,7M	Disc	H	3	21	8		90	6M,7M	Disc	H	3	21	8
	90	8M,9M,9.5M	Disc	H	2	21	8		90	6M,7M	Disc	H	3	21	8
		12M							90	8M,9M,9.5M	Disc	H	2	21	8
CF600/700	90	9M,12M	15 x 4	A	4			LN800/900		12M					
	90	9M,12M	Disc	H	5				90	7M,9M,12M	15 x 4	A	6		
CL-CLT900	90	10.8M,12M	15 x 4	A	7				90	6M,7M	Disc	H	3	21	8
CT800	90	9M,12M	15 x 4	A	6				90	8M,9M,9.5M	Disc	H	2	21	8
	90	15M,16M,18M	Disc	A	1	21	2			12M					
F600	90	6M,7M	Disc	H	3	21	8	LNT-LT-LTS800/900,	90	9M,12M	15 x 4	A	6	21	7
F-FT700/900	90	7M,9M,12M	15 x 4	A	6				LTL9000	90	16	Disc	A	1	21
	90	6M,7M	Disc	H	3	21	8		90	18M(LT-LTS)	Disc	A	1	21	2
	90	8M,9M,9.5M	Disc	H	2	21	8		90	20M(LTS)	Disc	A	1	21	2
		12M							90	12M	15 x 4	A	7	21	4
F-FT800/900	90	8M,9M,9.5M,	Disc	H	2				90	6M,7M	Disc	H	3	21	8
		12M							90	8M,9M,9.5M	Disc	H	2	21	8
										12M					

YEAR	RESTRICTIONS	PART NUMBER	QTY.	PART NAME AND DESCRIPTION
------	--------------	-------------	------	---------------------------

**FRONT BRAKE PARTS LIST NO. 1
DISC - KELSEY HAYES**

80/82		D5HZ 2001-A	2	SHOE AND LINING KIT
80/82		D5HZ 2K004-A	2	SHIELD (BRAKE)
80/82		D5HZ 2B120-C	2	CALIPER ASSY. (BRAKE)
80/82		D5HZ 2K139-A	2	CALIPER HOUSING KIT
80/82		D5HZ 2207-A	2	BOOT AND SEAL KIT
80/82		B9TT 2208-A	2	SCREW (BRAKE BLEEDER)
80/82		D5HZ 2K395-A	2	CALIPER PISTON KIT
80/82		D5HZ 2B540-A	1	ADAPTOR ASSY. (BRAKE) - R.H.
		D5HZ 2B541-A	1	L.H.
80/82		D5HZ 2B552-A	4	PLATE (BRAKE) - RETAINER

1990/
TRUCK SERIES 600/900

YEAR	RESTRICTIONS	PART NUMBER	QTY.	PART NAME AND DESCRIPTION
------	--------------	-------------	------	---------------------------

FRONT BRAKE PARTS LIST NO. 2
DISC-DAYTON WALTHER

90		E6HZ 2001-D	1	Shoe and lining kit
90		E6HZ 2L001-B	2	Anti-rattle spring kit <i>A-2 1/2" caliper B 2.78" caliper</i>
90		D5HZ 2K004-A	2	Shield (brake)
90		E6HZ 2B120-C	2	Caliper assy. (brake)
90		E8HZ 2K120-B	1	Shim kit (caliper)
90		E3HZ 2207-A	2	Boot and seal kit
90		B9TT 2208-A	2	Screw (brake bleeder)
90		E6HZ 2A225-A	2	Spring and retainer kit
90		E3HZ 2K395-A	2	Caliper piston kit
90		E8HZ 2B540-B	1	Adapter assy. (brake)-8M,9M axles-R.H.
		E8HZ 2B541-B	1	L.H.
90		E8HZ 2B540-A	1	Adapter assy. (brake)-9.5M,12M axles-R.H.
		E8HZ 2B541-A	1	L.H.
90		E5HZ 2B552-A	4	Plate (brake)-retainer

PARTS LIST NO. 3
DISC-DAYTON-WALTHER

90		E6HZ 2001-C	2	Shoe and lining kit
90		E6HZ 2L001-A	2	Anti-rattle spring kit
90		E6HZ 2B120-B	2	Caliper assy. (brake)
90		E8HZ 2K120-A	1	Shim kit (caliper)
90		E4HZ 2207-A	2	Boot and seal kit
90		E4HZ 2A225-A	2	Spring and retainer kit
90		E4HZ 2K395-A	2	Caliper piston kit
90		E8HZ 2B486-A	1	Spring-anti-rattle
90		D7TZ 2B487-B	2	Key (caliper support)
90		E4HZ 2B540-A	1	Adapter assy. (brake) R.H.
90		E4HZ 2B541-A	1	L.H.

FRONT BRAKE PARTS LIST NO. 4
15 x 4 BENDIX AIR BRAKES

90		E7HZ 2001-B	1	Shoe and lining kit
90		E6HZ 2007-C	1	Lining kit
90		E6HZ 2012-A	1	Plate assy. (carrier)-R.H.
90		E6HZ 2013-A	1	Plate assy. (carrier)-L.H.
90		E6HZ 2L012-A	2	Spider studs (brake)
90		E6HZ 2014-A	1	Dust shield kit (brake)
90		E6HZ 2023-A	1	Roller kit (air brake shoe)
90		E6HZ 2027-A	1	Pin kit (brake shoe anchor)
90		E6HZ 2035-A	1	Spring kit (brake shoe retracting)
90		E6HZ 2230-A	1	Camshaft kit (air brake)-R.H.
90		E6HZ 2231-A	1	Camshaft kit (air brake)-L.H.
90		E6HZ 2237-A	1	Bushing kit (brake camshaft)
90		E6HZ 2304-A	1	Bracket kit (brake camshaft)-R.H.
90		E6HZ 2305-A	1	Bracket kit (brake camshaft)-L.H.
90		E6HZ 2308-A	2	Adjuster assy. (air brake)
90		E7HZ 2314-A	2	Adjuster assy. (air brake) automatic

1990/
TRUCK SERIES 600/900

YEAR	RESTRICTIONS	PART NUMBER	QTY.	PART NAME AND DESCRIPTION
FRONT BRAKE PARTS LIST NO. 5				
DISC				
90		E6HZ 2001-A	1	Shoe and lining kit
90		E7HZ 2001-A	1	Shoe and lining kit
90		E6HZ 2K004-A	2	Shield (brake)
90		E6HZ 2120-A	1	Caliper repair kit (brake)
90		E6HZ 2B120-A	1	Caliper assy. (brake)-R.H.
90		E6HZ 2B121-A	1	Caliper assy. (brake)-L.H.
90		E6HZ 2C150-A	1	Sliding pin repair kit-(brake)
90		E6HZ 2207-A	1	Boot-brake caliper
90		E7HZ 2L296-A	1	Hold Down Spring Kit-Lining
90	CF600	E6HZ 2B540-A	1	Adaptor assy. (brake)-R.H.
90	CF700	E6HZ 2B540-B	1	Adaptor assy. (brake)-R.H.
90	CF600	E6HZ 2B541-A	1	Adaptor assy. (brake)-L.H.
90	CF700	E6HZ 2B541-B	1	Adaptor assy. (brake)-L.H.

FRONT BRAKE PARTS LIST NO. 6
15 x 4 BENDIX AIR BRAKES

90		E8HZ 2001-B	2	Shoe and lining kit
90		★ 2007	1	Serviced in 2001 kit
90		E8HZ 2012-B	1	Plate assy. (carrier)-R.H.
90		E8HZ 2013-B	1	Plate assy. (carrier)-L.H.
90		E8HZ 2014-A	1	Dustshield kit (brake)
90		E9HZ 2023-A	1	Roller kit (air brake shoe)
90		E9HZ 2027-A	1	Pin kit (brake shoe anchor)
90		E8HZ 2035-A	1	Spring kit (brake shoe retracting)
90		E9HZ 2230-A	1	Camshaft kit (air brake)-R.H.
90		E9HZ 2231-A	1	Camshaft kit (air brake)-L.H.
90		E8HZ 2237-A	1	Bushing kit (brake camshaft)
90		E9HZ 2304-A	1	Bracket kit (brake camshaft)-R.H.
90		E9HZ 2305-A	1	Bracket kit (brake camshaft)-L.H.
90		E9HZ 2314-A	2	Adjuster assy.-brake-manual-Bendix
90		E9HZ 2314-B	1	Adjuster assy.-brake-automatic
90		E9HZ 2314-C	1	Adjuster assy.-brake-manual-Medland

FRONT BRAKE PARTS LIST NO. 7
15 x 4 BENDIX AIR BRAKES

90		E8HZ 2001-B	2	Shoe and lining kit
90		★ 2007	1	Serviced in 2001 kit
90		E8HZ 2012-A	1	Plate assy. (carrier)-R.H.
90		E8HZ 2013-A	1	Plate assy. (carrier)-L.H.
90		E8HZ 2014-A	1	Dustshield kit (brake)
90		E9HZ 2023-A	1	Roller kit (air brake shoe)
90		E9HZ 2027-A	1	Pin kit (brake shoe anchor)
90		E8HZ 2035-A	1	Spring kit (brake shoe retracting)
90		E9HZ 2230-A	1	Camshaft kit (air brake)-R.H.
90		E9HZ 2231-A	1	Camshaft kit (air brake)-L.H.
90		E8HZ 2237-A	1	Bushing kit (brake camshaft)
90		E9HZ 2304-A	1	Bracket kit (brake camshaft)-R.H.
90		E9HZ 2305-A	1	Bracket kit (brake camshaft)-L.H.
90		E9HZ 2314-A	1	Adjuster assy.-brake-manual-Bendix
90		E9HZ 2314-B	1	Adjuster assy.-brake-automatic
90		E9HZ 2314-C	1	Adjuster assy.-brake-manual-Medland

1990/
TRUCK SERIES 600/900

YEAR	RESTRICTIONS	PART NUMBER	QTY.	PART NAME AND DESCRIPTION
FRONT BRAKE PARTS LIST NO. 8 15 x 6 BENDIX WEDGE AIR BRAKE				
		2B000		WEDGE ASSY. (AIR BRAKE ACTUATING)
90		E8HZ 2B000-A	2	
		2B004		PISTON & PIN ASSY. (AIR BRAKE ACTUATOR)
90		D0HZ 2B004-A	4	
		2007		LINING KIT (BRAKE SHOE)
90		E8HZ 2007-A	1	
		2012-13		SPIDER ASSY. (BRAKE)
90		D9HZ 2012-A	1	R.H.
		D9HZ 2013-A	1	L.H.
90				Bolt (plate to spindle)-pressed in spider
90		34992-S2	14	(M-89-HF)-nut-3/4"-10
90		44882-S2	14	(X-34)-flatwasher-3/4"
		2018		SHOE and LINING ASSY. (BRAKE)
90		E8HZ 2018-A		
		2035		SPRING (BRAKE SHOE TO SHOE)
90		D0HZ 2035-A	4	
		2047		NUT (BRAKE ADJUSTING SCREW)
90		C5TZ 2047-A	1	
		2A176		LEVER KIT (BRAKE SHOE ADJUSTING)
90		D9HZ 2A176-A	2	
90		D9HZ 2B202-A	2	Boot (Brake actuator wedge)
		2B207		ROLLER ASSY. (BRAKE ACTUATING WEDGE)
90		D4HZ 2B207-D	2	
		2214		SHIELD (BRAKE DUST)
90		D0HZ 2214-A	2	
		2A214		COVER (BRAKE DUST SHIELD)
90		D0HZ 2A214-A	12	

FRONT BRAKE PARTS LIST NO. 9
15 x 4 ROCKWELL AIR BRAKES

90		E9HZ 2007-B	2	Lining Kit (Brake Shoe)
90		E9HZ 2012-A	1	Plate Assy. (Carrier)-R.H.
90		E9HZ 2013-A	1	Plate Assy. (Carrier)-L.H.
90		E9HZ 2014-A	2	Dustshield (Brake)-Top
90		E9HZ 2014-B	2	Dustshield (Brake)-Bottom
90		E9HZ 2018-A	4	Shoe and Lining Assy. (Brake)
90		D5HZ 2023-B	4	Roller (Air Brake Shoe)
90		E9HZ 2B026-A	4	Clip (Brake Shoe Hold Down)
90		E9HZ 2027-B	4	Pin (Brake Shoe Anchor)
90		E9HZ 2035-A	2	Spring (Brake Shoe Retracting)
90		E9HZ 2B038-A	4	Seal (Brake Camshaft Bracket)
90		D8HZ 2054-A	2	Washer (Adjuster)
90		E9HZ 2054-A	4	Washer (Adjuster)
90		E9HZ 2068-A	4	Spring (Brake Shoe Hold Down)
90		D8HZ 2138-A	2	Washer (Air Brake Camshaft Adjuster)
90	E9HT 2010-AB	E9HZ 2230-B	1	Camshaft (Air Brake)-R.H.
90	E9HT 2011-AB	E9HZ 2231-B	1	Camshaft (Air Brake)-L.H.
90	E9HT 2010-AA	E9HZ 2230-C	1	Camshaft (Air Brake)-R.H.
90	E9HT 2011-AA	E9HZ 2231-C	1	Camshaft (Air Brake)-L.H.
90		E9HZ 2237-A	4	Bushing (Brake Camshaft)
90		E9HZ 2138-A	2	Washer (Air Brake Camshaft Adjuster)
90		E9HZ 2138-B	2	Washer (Air Brake Camshaft Adjuster)

1990/
TRUCK SERIES 600/900

YEAR	RESTRICTIONS	PART NUMBER	QTY.	PART NAME AND DESCRIPTION
FRONT BRAKE PARTS LIST NO. 9 — Cont'd				
15 x 4 ROCKWELL AIR BRAKES				
90	E9HT 2010-AB	E9HZ 2304-B	1	Bracket Assy. (Brake Camshaft)-R.H.
90	E9HT 2011-AB	E9HZ 2305-B	1	Bracket Assy. (Brake Camshaft)-L.H.
90	E9HT 2010-AA	E9HZ 2304-C	1	Bracket Assy. (Brake Camshaft)-R.H.
90	E9HT 2011-AA	E9HZ 2305-C	1	Bracket Assy. (Brake Camshaft)-L.H.
90		E9HZ 2308-A	2	Adjuster Assy. (Brake)-manual-Bendix
90		E9HZ 2308-B	2	Adjuster Assy. (Brake)-auto.
90		E9HZ 2308-C	2	Adjuster Assy. (Brake)-manual-Midland
90		E9TZ 2318-A	2	Ring (Brake Camshaft External Retainer)
90		C8HZ 4323-A	8	Bolt
90		D7HZ 4326-A	8	Washer (Air Brake)

FRONT BRAKE PARTS LIST NO. 10				
15 x 4 ROCKWELL AIR BRAKES				
90		E9HZ 2007-B	2	Lining Kit (Brake Shoe)
90		E9HZ 2012-B	1	Plate Assy. (Carrier)-R.H.
90		E9HZ 2013-B	1	Plate Assy. (Carrier)-L.H.
90		E9HZ 2B026-A	4	Clip (Brake Shoe Hold Down)
90		E9HZ 2018-A	4	Shoe and Lining Assy. (Brake)
90		D5HZ 2023-B	4	Roller (Air Brake Shoe)
90		E9HZ 2014-A	2	Dustshield (Brake)-Top
90		E9HZ 2014-B	2	Dustshield (Brake)-Bottom
90		E9HZ 2027-B	4	Pin (Brake Shoe Anchor)
90		E9HZ 2035-A	2	Spring (Brake Shoe Retracting)
90		E9HZ 2B038-A	4	Seal (Brake Camshaft Bracket)
90		D8HZ 2054-A	2	Washer (Adjuster)
90		E9HZ 2054-A	4	Washer (Adjuster)
90		E9HZ 2068-A	4	Spring (Brake Shoe Hold Down)
90		D8HZ 2138-A	2	Washer (Air Brake Camshaft Adjuster)
90		E9HZ 2138-A	2	Washer (Air Brake Camshaft Adjuster)
90		E9HZ 2138-B	2	Washer (Air Brake Camshaft Adjuster)
90	E9HT 2010-CB	E9HZ 2230-B	1	Camshaft (Air Brake)-R.H.
90	E9HT 2011-CB	E9HZ 2231-B	1	Camshaft (Air Brake)-L.H.
90	E9HT 2010-CA	E9HZ 2230-C	1	Camshaft (Air Brake)-R.H.
90	E9HT 2011-CA	E9HZ 2231-C	1	Camshaft (Air Brake)-L.H.
90		E9HZ 2237-A	4	Bushing (Brake Camshaft)
90	E9HT 2010-CB	E9HZ 2304-B	1	Bracket Assy. (Brake Camshaft)-R.H.
90	E9HT 2011-CB	E9HZ 2305-B	1	Bracket Assy. (Brake Camshaft)-L.H.
90	E9HT 2010-CA	E9HZ 2304-C	1	Bracket Assy. (Brake Camshaft)-R.H.
90	E9HT 2011-CA	E9HZ 2305-C	1	Bracket Assy. (Brake Camshaft)-L.H.
90		E9HZ 2308-A	2	Adjuster Assy. (Brake)-manual-Bendix
90		E9HZ 2308-B	2	Adjuster Assy. (Brake)-auto.
90		E9HZ 2308-C	2	Adjuster Assy. (Brake)-manual-Midland
90		E9TZ 2318-A	2	Ring (Brake Camshaft External Retainer)
90		C8TZ 4323-A	8	Bolt
90		D7HZ 4326-A	8	Washer (Air Brake)

1990/
TRUCK SERIES 600/900

YEAR	RESTRICTIONS	PART NUMBER	QTY.	PART NAME AND DESCRIPTION
FRONT BRAKE PARTS LIST NO. 11				
15 x 4 ROCKWELL AIR BRAKES				
90		E9HZ 2007-B	2	Lining Kit (Brake Shoe)
90		E9HZ 2012-A	1	Plate Assy. (Carrier)-R.H.
90		E9HZ 2013-B	1	Plate Assy. (Carrier)-L.H.
90		E9HZ 2B026-A	4	Clip (Brake Shoe Hold Down)
90		E9HZ 2018-B	4	Shoe and Lining Assy. (Brake)
90		D5HZ 2023-B	4	Roller (Air Brake Shoe)
90		E9HZ 2014-A	2	Dustshield (Brake)-Top
90		E9HZ 2014-B	2	Dustshield (Brake)-Bottom
90		E9HZ 2027-B	4	Pin (Brake Shoe Anchor)
90		E9HZ 2035-A	2	Spring (Brake Shoe Retracting)
90		E9HZ 2B038-A	4	Seal (Brake Camshaft Bracket)
90		D8HZ 2054-A	2	Washer (Adjuster)
90		E9HZ 2054-A	4	Washer (Adjuster)
90		E9HZ 2068-A	4	Spring (Brake Shoe Hold Down)
90		D8HZ 2138-A	2	Washer (Air Brake Camshaft Adjuster)
90		E9HZ 2138-A	2	Washer (Air Brake Camshaft Adjuster)
90		E9HZ 2138-B	2	Washer (Air Brake Camshaft Adjuster)
90		E9HZ 2230-B	1	Camshaft (Air Brake)-R.H.
90		E9HZ 2231-B	1	Camshaft (Air Brake)-L.H.
90		E9HZ 2237-A	4	Bushing (Brake Camshaft)
90		E9HZ 2304-B	1	Bracket Assy. (Brake Camshaft)-R.H.
90		E9HZ 2305-B	1	Bracket Assy. (Brake Camshaft)-L.H.
90		E9HZ 2308-A	2	Adjuster Assy. (Brake)-manual-Bendix
90		E9HZ 2308-B	2	Adjuster Assy. (Brake)-auto.
90		E9HZ 2308-C	2	Adjuster Assy. (Brake)-manual-Midland
90		E9HZ 2318-A	2	Ring (Brake Camshaft External Retainer)
90		C8TZ 4323-A	8	Bolt
90		D7HZ 4326-A	8	Washer (Air Brake)

FRONT BRAKE PARTS LIST NO. 12				
16 1/2 x 5 ROCKWELL AIR BRAKES				
90		FOHZ 2007-A	1	Lining Kit (Brake Shoe)
90		FOHZ 2012-A	1	Plate Assy. (Carrier)-R.H.
90		FOHZ 2013-A	1	Plate Assy. (Carrier)-L.H.
90		FOHZ 2014-A	2	Dustshield (Brake Carrier)
90		FOHZ 2018-A	4	Shoe and Lining Assy. (Brake)
90		D5HZ 2B038-A	2	Seal Assy (Brake Spider Camshaft)
90		B8QH 2045-A	2	Pin (Brake Shoe to Cam Roller)
90		C7TZ 2B087-A	4	Bushing (Shoe Anchor Pin)
90		C3TZ 2092-A	4	Cover (Dust)
90		E1HZ 2125-A	4	Spring (Brake Shoe Retrainer)
90		E1HZ 2138-A	2	Washer-Flat-2 3/8 O.D.-1 17/32 I.D.
90		E1HZ 2138-B	2	Washer-Thick-4 13/16 long
90		E1HZ 2138-C	4	Washer
90		E7HZ 2138-A	2	Washer
90		FOHZ 2230-A	1	Camshaft (Air Brake)-R.H.
90		FOHZ 2231-A	1	Camshaft (Air Brake)-L.H.
90		B8QH 2237-A	2	Bushing (Brake Camshaft)
90		D8HZ 2296-A	2	Spring (Brake Shoe Retracting)
90		FOHZ 2304-A	1	Bracket Assy. (Brake Camshaft)-R.H.
90		FOHZ 2305-A	1	Bracket Assy. (Brake Camshaft)-L.H.
90		E9HZ 2308-A	2	Adjuster Assy. (Brake)-manual-Bendix
90		E9HZ 2308-B	2	Adjuster Assy. (Brake)-auto.
90		E9HZ 2308-C	2	Adjuster Assy. (Brake)-manual-Midland
90		E1HZ 2318-A	2	Ring (Brake Camshaft External Retainer)
90		E1HZ 2333-A	4	Pin (Brake Shoe Anchor)
90		B8QH 2341-A	2	Pin (Brake Shoe Retracting Spring)
90		E2HZ 2356-A	2	Retainer (Brake Shoe Roller)

1990/
TRUCK SERIES 600/900

YEAR	RESTRICTIONS	PART NUMBER	QTY.	PART NAME AND DESCRIPTION
FRONT BRAKE PARTS LIST NO. 13 16 1/2 x 6 ROCKWELL AIR BRAKES				
90		FOHZ 2007-B	1	Lining Kit (Brake Shoe)
90		FOHZ 2012-B	1	Plate Assy. (Carrier)-R.H.
90		FOHZ 2013-B	1	Plate Assy. (Carrier)-L.H.
90		FOHZ 2014-C	2	Dustshield (Brake Carrier)
90		FOHZ 2018-B	4	Shoe and Lining Assy. (Brake)
90		FOHZ 2035-A	2	Spring (Brake Shoe Retracting)
90		D5HZ 2B038-A	2	Seal Assy (Brake Spider Camshaft)
90		B8QH 2045-A	2	Pin (Brake Shoe to Cam Roller)
90		C7TZ 2B087-A	4	Bushing (Shoe Anchor Pin)
90		C3TZ 2092-A	4	Cover (Dust)
90		E1HZ 2125-A	4	Spring (Brake Shoe Retainer)
90		E1HZ 2138-A	2	Washer-Flat-2 3/8 O.D.-1 17/32 I.D.
90		E1HZ 2138-B	2	Washer-Thick-4 13/16 long
90		E1HZ 2138-C	4	Washer
90		E1HZ 2138-A	2	Washer
90		FOHZ 2230-B	1	Camshaft (Air Brake)-R.H.
90		FOHZ 2231-B	1	Camshaft (Air Brake)-L.H.
90		B8QH 2237-A	2	Bushing (Brake Camshaft)
90		FOHZ 2304-B	1	Bracket Assy. (Brake Camshaft)-R.H.
90		FOHZ 2305-B	1	Bracket Assy. (Brake Camshaft)-L.H.
90		E9HZ 2308-A	2	Adjuster Assy. (Brake)-manual-Bendix
90		E9HZ 2308-B	2	Adjuster Assy. (Brake)-auto.
90		E9HZ 2308-C	2	Adjuster Assy. (Brake)-manual-Midland
90		E1HZ 2318-A	2	Ring (Brake Camshaft External Retainer)
90		E1HZ 2333-A	4	Pin (Brake Shoe Anchor)
90		B8QH 2341-A	2	Pin (Brake Shoe Retracting Spring)
90		E2HZ 2356-A	2	Retainer (Brake Shoe Roller)

1990/
TRUCK SERIES 600/900

YEAR	MODEL/RESTRICTIONS	PART NUMBER	DESCRIPTION	QTY.
2201-3	Refer to Front or Rear Brake Parts Lists Sections 20.1 and 22.1			
2A201 TUBE CONVERSION KIT (BRAKE)				
90	F600/700	E5HZ 2A201-A		1
2B201 Refer to Front Brake Parts Lists Section 20.1				
2B202 Refer to Front or Rear Brake Parts Lists Sections 20.1 and 22.1				
2B203 Refer to Front or Rear Brake Parts Lists Sections 20.1 and 22.1				
2204-5 Refer to Front or Rear Brake Parts Lists Sections 20.1 and 22.1				
2B204 Refer to Front or Rear Brake Parts Lists Sections 20.1 and 22.1				
2A205 SUPPORT (AIR BRAKE RESERVOIR TANK FRONT)				
90	C800 -- 99", 111" W/B	C9HZ 2A205-A	Air brakes	1
		20469-S8	(B-174)-bolt (support to frame)-3/8"-24 x 1 1/2"	4
		33800-S8	(M-63)-nut-3/8"-24	AR
		34807-S8	(X-66)-lockwasher-3/8"	AR
90	LN800/900	D5HZ 2A205-A		8
2B205 Refer to Front or Rear Brake Parts Lists Sections 20.1 and 22.1				
2206-7 Refer to Front or Rear Brake Parts Lists Sections 20.1 and 22.1				
2A206 BRACKET (BRAKE RESERVOIR MOUNTING)-Also refer to group 2320 and 2A271				
90	C-CT800 -- with under cab reservoir	D5HZ 2A206-A	#D5HA 2B063-AA - outside	2
		D5HZ 2A206-B	#D5HA 2B063-BA - inside	2
90	CL-CLT900 -- w/cylindrical fuel tanks	D9HZ 2A206-C	#D8HT 2B063-AA-R.H.	2
		D9HZ 2A206-D	#D8HT 2C081-BA	2
90	CL-CLT900 -- w/rectangular 100 gal. fuel tanks	D9HZ 2A206-A	R.H.	2
		D9HZ 2A206-B	L.H.	2
90	CL-CLT900 -- w/rectangular 125 gal. fuel tanks	D9HZ 2A206-A	Front-R.H.	1
		D9HZ 2A206-B	Front-L.H.	1
		D9HZ 2A206-C	Rear-R.H.	1
		D9HZ 2A206-D	Rear-L.H.	1
2B206 Refer to Front or Rear Brake Parts Lists Sections 20.1 and 22.1				
2B207 Refer to Front or Rear Brake Parts Lists Sections 20.1 and 22.1				
2208 SCREW (BRAKE CYLINDER BLEEDER)-				
Also refer to Front or Rear Brake Parts List Sections 20.1 and 22.1				
90	B600/700 -- split Hydro-Max hyd. brakes	E0HZ 2208-A	Use with E0HZ 2140-B cyl.	1
90	F-FT600/900 -- split and single Hydro-Max hyd. brakes	E0HZ 2208-A	Use with E0HZ 2140-B cyl.	1
90	B-F600/700	E4HZ 2208-B	Use with hydraulic brake chamber	1
90	All	8M 2208	Brake vacuum booster-3/8"-24 x 1 11/64" clutch cylinder	1
90	CL-CLT900	C0DZ 2208-A		1
90	CL-CLT900 -- w/Suspended cab	D9HZ 2208-A	Clutch slave cyl.-3/8"-24 x 1 1/2"	1

1990/
TRUCK SERIES 600/900

YEAR	MODEL/RESTRICTIONS	PART NUMBER	TYPE	DESCRIPTION	QTY.
2A208 VALVE ASSY. (BRAKE AIR LIMITING CONTROL)					
For illustration of valves, refer to Section 20, group 2A095					
90	B600/700, C600/900, CT800/900, F-FT600/800	C1TT 2A208-C	9	On frame	1
90	C800	7312		Refer to group 7312	1
90	L-LN-LNT-LT-LTL-LTS600/900	E4HZ 2A208-A		Air brakes-on dash	1
90	L-LN-LNT-LT-LTL-LTS600/900	D0HZ 2A208-B	9	Air brakes-on frame	1
90	B-C-CT-F-FT-L-LN-LNT-LT-LTL-LTS600/900 -- w/brake skid control	D5TZ 2A208-A	18	Air brakes-on dash	1
90	C600/900, CT800/900	20521-S8		(B-162)-bolt (valve to crossmember)-5/16"-24 x 2"	2
90	B-F-FT-LN600/900	39869-S8		(U-263-D)-Screw(valve to dash)-tapping- 1/4"-28 x 3/8"	2
		33798-S8		(M-62)-nut-5/16"-24	AR
		34806-S7		(X-64)-lockwasher-5/16"	AR
YEAR	MODEL/RESTRICTIONS	PART NUMBER		DESCRIPTION	QTY.
2B208 Refer to Front or Rear Brake Parts Lists Sections 20.1 and 22.1					
2B209 AIR BRAKE REPAIR KIT (FRONT WEDGE ACTUATED)-Refer to group 2B214					
2A210 TUBE (FRONT BRAKE AIR LIMITING CONTROL VALVE TO FOOT CONTROL VALVE)-					
Improvise from bulk tubing (2269) and improvise insulators from rubber hose, friction tape, etc.					
90	C800	C7TZ 2A210-A			1
90	B-F-FT600/900	357518-S		(II-52-A)-connector (tube to manifold bracket)- 1/2" male pipe and 1/8" female pipe	1
90	B-F-FT600/900	357949-S		(GG-141)-clip (tube to dash panel)	1
90	C800	352973-S100		(GG-146)-clip (tube to floor pan)	1
90	C-CT-F-FT-LN600/900	370080-S		(II-51)-reducer (tube to valve)-1/2" to 1/4" pipe	1
2B210 Refer to Front or Rear Brake Parts Lists Sections 20.1 and 22.1					
2L210 RESERVOIR ASSY. (BRAKE MASTER CYLINDER)					
90	CF600/700	E6HZ 2L210-A			1
2211-12 Refer to Rear Brake Parts Lists Section 22.1					
2B211 Refer to Rear Brake Parts Lists Section 22.1					
2L211 DUST BOOT (BRAKE MASTER CYLINDER)					
90	CF600/700	E6HZ 2L211-A			1
2N211 Refer to Power Steering Parts Lists Section 36.1					
2B212 Refer to Front or Rear Brake Parts Lists Sections 20.1 and 22.1					
2B213 Refer to Front or Rear Brake Parts Lists Sections 20.1 and 22.1					
2K213 BRACKET (BRAKE AIR PRESSURE REGULATOR VALVE MOUNTING)					
90	B-F-FT600/900 -- 7M,9M front axles	D5TZ 2K213-A		#D5TA 2K213-CA,CB	1
90	C800	D5HZ 2K213-A		#D5HA 2K213-AA,AB	1
90	CL-L-LN-LNT-LT-LTS600/900	D5HZ 2K213-B		#D5HA 2K213-BABB	1
2214-5 Refer to Rear Brake Parts Lists Section 22.1					
2A214 Refer to Rear Brake Parts Lists Section 22.1					

**1990/
TRUCK SERIES 600/900**

YEAR	MODEL/RESTRICTIONS	PART NUMBER	DESCRIPTION	QTY.
2A215 TUBE (BRAKE AIR CONTROL VALVE TO LIMIT and QUICK RELEASE VALVE UPPER) Improvise from bulk tubing (2269) and improvise insulators from rubber hose, friction tape, etc.				
90	B-F-L-LN-LNT-LT600/900	358244-S	(II-183)-elbow (tube to air control valve)-90°	1
90	B-F-LN-LNT600/900	357636-S	(II-177-B)-union (tube to quick release valve tube)- 1/4"	1
90	L-LT800/900	357949-S	(GG-141)-clip (tube to L.H. side member)	1
90	LN-LNT800/900		Clip (tube to dash panel)	1
90	LN600/700		Clip (tube to power divider bracket)	1
2B215 BRACKET (BRAKE HOSE CONNECTION MOUNTING)				
90	F-FT600/900 -- w/non-unitized tractor pkg.	C6TZ 2B215-A		1
90	L-LN-LT-LNT -- tractor pkg.			
90	L-LN-LNT-LT-LTL-LTS800/900 -- w/hyd. brakes	D2HZ 2B215-A	#D2HA 2B215-AA	1
90	CL-CLT900	E3HZ 2B215-A		1
2216 Refer to Rear Brake Parts Lists Section 22.1				
2A216 TUBE (BRAKE AIR CONTROL VALVE TO LIMIT and QUICK RELEASE VALVE LOWER)- Improvise from bulk tubing (2269) and improvise insulators from rubber hose, friction tape, etc.				
2A217 TUBE ASSY. (FORWARD REAR RIGHT WHEEL BRAKE)- Improvise from bulk tubing (2269) and improvise insulators from rubber hose, friction tape, etc.				
90	CT-LNT-LT800/900	377903-S100	(GG-291)-clip (attach tube to side member)	AR
2B217 BRACKET (BRAKE RESERVOIR STRAP) - Also refer to group 2A271				
90	L-LN-LNT-LT-LTL-LTS600/900	D5HZ 2B217-A		2or4
2A218 TUBE ASSY. (LEFT HAND BRAKE FORWARD REAR AXLE)				
		357946-S8	(GG-152)-clip (tube)	1
		20328-S8	(B-76)-bolt (clip to forward rear axle)- 3/8"-16 x 5/8"	1
		33799-S7	(M-52)-nut-3/8"-16	AR
		34807-S8	(X-66)-lockwasher-3/8"	AR
2218-9 Refer to Rear Brake Parts Lists Section 22.1 also serviced in 2200 kits				
2221-2 CYLINDER REPAIR KIT (BRAKE)-For Model Application refer to Front or Rear Brake Parts Lists Section 20.1 and 22.1				
		B6Q 2221-A	1 5/8" diameter	
Consists of				
4-2Q 2201-A	Cup	4-TYBD 2206-A	Boot	
		B6QH 2221-A	1 3/4" diameter	
Consists of				
4-2QH 2201-A	Cup	4-TGBJ 2206-A	Boot	
2221-2 CYLINDER REPAIR KIT (BRAKE)-For Model Application refer to Front or Rear Brake Parts Lists Section 20.1 and 22.1-- Cont'd				
		C3AZ 2221-A	1 3/32" diameter	
Consists of				
2-C3AZ 2201-A	Cup	2-B8E 2207-A	Boot	
		C3OZ 2221-C	1 1/16 diameter	
Consists of				
2-C3OZ 2201-D	Cup	2-B8E 2207-A	Boot	
		C4TZ 2221-C	1 1/8" diameter	
Consists of				
1-C4TZ 2201-C	Cup	1-C4TZ 2206-A	Boot	
2223 Refer to Front or Rear Brake Parts Lists Sections 20.1 and 22.1				
2224 Refer to Rear Brake Parts Lists Section 22.1				

JULY, 1989

COPYRIGHT © 1989-

FORD MOTOR
COMPANY

—DEARBORN, MICHIGAN

NEW ISSUE

1990/
TRUCK SERIES 600/900

2225 CHAMBER ASSY. (REAR BRAKE AIR & HYDRAULIC)
REAR BRAKE CHAMBER TRUCK SPECIFICATION LIST CROSS-REFERENCE GUIDE

1. Locate the rear brake chamber number appearing on the Truck Specification List (T.S.L.).
2. Use the Cross-Reference below to determine the correct service part number needed.
3. For Component parts of the chamber refer to the parts list column for parts list number.
4. Parts lists are in Section 22.2

T.S.L. NO.	PART NO.	PARTS LIST NO.	T.S.L. NO.	PART NO.	PART LIST NO.
Note \$ AIR BRAKE CHAMBER DETAILS ARE NOT SERVICED					
E9HT 2225-AA	E9HZ 2225-A	\$	E9HT 2225-EA	E9HZ 2225-E	\$
E9HT 2225-AB	E9HZ 2225-A	\$	E9HT 2225-EB	E9HZ 2225-E	\$
E9HT 2225-BA	E9HZ 2225-B	\$	E9HT 2225-FA	E9HZ 2225-F	\$
E9HT 2225-BB	E9HZ 2225-B	\$	E9HT 2225-FB	E9HZ 2225-F	\$
E9HT 2225-CA	E9HZ 2225-C	\$	E9HT 2225-GA	E9HZ 2225-G	\$
E9HT 2225-CB	E9HZ 2225-C	\$	E9HT 2225-GB	E9HZ 2225-G	\$
E9HT 2225-DA	E9HZ 2225-D	\$	E9HT 2225-KA	E7HZ 2225-B	\$
E9HT 2225-DB	E9HZ 2225-D	\$			

YEAR	MODEL/RESTRICTIONS	PART NUMBER	DESCRIPTION	QTY.
2C225	Refer to Model Application Chart in group 2225			
2D225	Refer to Model Application Chart in group 2225			
2E225	Refer to Model Application Chart in group 2225			
2F225	Refer to Model Application Chart in group 2225			
2B226	TUBE (BRAKE CHECK VALVE TO TRAILER SHUT-OFF VALVE)- Improvise from bulk tubing (2269) and improvise insulators from rubber hose, friction tape, etc.			
2227	Refer to Rear Brake Parts Lists Section 22.1			
2B227	TUBE (BRAKE SHUT-OFF TO REACTIVATOR VALVE)- Improvise from bulk tubing (2269) and improvise insulators from rubber hose, friction tape, etc.			
2B228	TUBE (BRAKE MANIFOLD TO TRAILER SHUT-OFF VALVE)- Improvise from bulk tubing (2269) and improvise insulators from rubber hose, friction tape, etc.			
2B229	TUBE (BRAKE FOOT CONTROL VALVE TO TEE)- Improvise from bulk tubing (2269) and improvise insulators from rubber hose, friction tape, etc.			
2230-1	Refer to Front and Rear Brake Parts Lists Sections 20.1 and 22.1			
2B232	TUBE (BRAKE PRESSURE REACTIVATOR TO TRAILER SHUT-OFF)- Improvise from bulk tubing (2269) and improvise insulators from rubber hose, friction tape, etc.			
2B233	TUBE (BRAKE MANIFOLD TO CONTROL VALVE)- Improvise from bulk tubing (2269) and improvise insulators from rubber hose, friction tape, etc.			
2234	TUBE ASSY. (BRAKE VACUUM BOOSTER OUTLET)- Also use B8T 2270-A hose if required-Improvise from bulk tubing (2269) and improvise insulators from rubber hose, friction tape, etc.			
90	B-F700/800, LN600/700	372834-S	(II-146-P)-tee-5 way (tube to brake tube)	1
90	B-C-F-L700/900	357852-S	(II-57)-fitting (tube to booster)-7/16"-24	1
90	C700/900, L900	353867-S	(II-107)-tee (tube to booster)-1/2"-20	1
90	C600 - - 16M rear axle, LN600/900			1
90	C800	382421-S	(II-107-C)-tee (tube to frame)-3 way-1/4" tube	1

E6 HZ 2225-E Hydraulic

1990/
TRUCK SERIES 600/900

YEAR	MODEL/RESTRICTIONS	PART NUMBER	DESCRIPTION	QTY.
2234	TUBE ASSY. (BRAKE VACUUM BOOSTER OUTLET) — Cont'd			
90	C800 -- 99, 111" W/B	358360-S32	(GG-143)-clip (tube to frame)	1
		87943-S36	(I-21)-fitting-7/16"-24 tube	AR
		372130-S36	(MM-108-D)-fitting-1/2"-20 x 1/4" tube	AR
		87942-S8	(I-20)-fitting (tube to master cyl.)-3/16"-3/8"-24	AR
		375096-S36	(MM-105-F)-nut (tube to diff. valve)-3/16"-1/2"-20	AR
		351735-S36	(MM-105-G)-nut (tube to master cyl.)-3/8"-16	AR
		351736-S36	(MM-105-H)-nut (tube to master cyl.)-3/16"-9/16"-18	AR
		358609-S8	(MM-103)-nut (tube to diff. valve)-7/16"-24 x 7/16"-5/16"-3/16" tube	AR
2B234	TUBE (BRAKE MANIFOLD FITTING TO CHECK VALVE)- Improvise from bulk tubing (2269) and improvise insulators from rubber hose, friction tape, etc.			
2235	Refer to Rear Brake Parts Lists Section 22.1			
2B235	TUBE (BRAKE MANIFOLD TO FRONT BRAKE LIMITING VALVE)- Improvise from bulk tubing (2269) and improvise insulators from rubber hose, friction tape, etc.			
2236	Refer to Front Brake Parts Lists Section 20.1			
2B236	TUBE (TRAILER BRAKE EMERGENCY VALVE TO REACTIVATOR VALVE)- Improvise from bulk tubing (2269) and improvise insulators from rubber hose, friction tape, etc.			
2237	Refer to Rear Brake Parts Lists Section 22.1			
2A238	Refer to Booster Parts Lists Section 23.1			
2240	BAFFLE (BRAKE GREASE)-Also refer to Front and Rear Brake Parts Lists Sections 20.1 and 22.1			
90	B600/700	B6Q 2240-A	Rear-use with 5 spoke wheel-5 bolt holes-5 5/8" I.D. x 13 1/2" O.D.	2
90	B700	★ B6QH 2240-A	Rear-use with 5 spoke wheel-5 bolt holes-7 3/16" I.D.-13 1/2" O.D.-12 1/2" bolt circle-2" deep-repl. by C1TZ 2240-A	2
90	B600/700 -- 6M,7M front axles w/Hyd. brakes	B7TZ 2240-A	Front-4 1/8" I.D. x 7 1/8" O.D.-5 1/4" bolt circle	2
90	B600/700 -- 16 1/2" x 5" cam brakes with 17.5M rear axles	D5TZ 2240-B	Rear-6 1/8" I.D. x 8 1/2" O.D.-6 holes-8 3/4" bolt circle	2
90	B600/700 -- 15" x 5", 15" x 6" or 16 1/2" x 4 1/2" brakes	★ C5TZ 2240-A m/wB6Q 2240-A	#0513207-rear-5 5/8" I.D. x 13 1/2" O.D.-5 holes-12 1/2" bolt circle	AR
90	B600/700	C6TZ 2240-A	Rear-5 3/4" I.D. x 12 1/4" O.D.-5 holes-11" circle dia.	AR
90	B700/700 -- 15" x 5" brakes	C8TZ 2240-D	Rear-7 1/8" I.D. x 11/14" bolt circle-10 bolt holes	AR
90	B600/700 -- 5.5M front axle	D0TZ 2240-A	Front-#DOTA 2060-A	2
90	B600/700	C8TZ 1165-A	Rear - 6 5/16" O.D. x 2 3/8 deep - Snap-in type	2
90	B600/700 -- 9M front axle	D5TZ 2240-A	Front-#D5TA 2060-AB-5 1/8" I.D. x 8 7/32" O.D. 8 holes-6 7/16" bolt circle	2
90	B600/800 -- 7M,9M,10M,12M front axles	E8HZ 2240-A	Front	1
90	C800	★ B6QH 2240-A	Rear-use with 5 spoke wheel-7 3/16" I.D. x 13 1/2" O.D. x 12 1/2" bolt circle-2" deep-5 holes-repl. by C1TZ 2240-A	2
90	C800	B7TZ 2240-A	Front-4 1/8" I.D. x 7 1/8" O.D.-5 1/4" bolt circle	2
90	C800	C1TZ 2240-A	Rear-7 3/16" I.D. x 13 1/2" O.D.-5 bolt holes-12 1/2" circle dia.	2
90	CT800	C6TZ 2240-A	Rear-5 3/4" I.D. x 12 1/4" O.D.-5 holes-11" circle dia.	AR

1990/
TRUCK SERIES 600/900

YEAR	MODEL/RESTRICTIONS	PART NUMBER	DESCRIPTION	QTY.
2240 BAFFLE (BRAKE GREASE)-Also refer to Front and Rear Brake Parts Lists Sections 20.1 and 22.1 --- Cont'd				
90	C800 -- 16 x 6 hyd. brakes with 22M rear axles and 20" or 22" cast wheels	D7HZ 2240-A	Rear-#WP-182-28" O.D.-5 holes-12 3/4" B.C.	2
90	C800	C8TZ 1165-A	Rear-6 5/16" O.D. x 2 3/8" deep-snap type	2
90	C800 -- 7M,9M front axles with 15" x 3 1/2" and 15" x 5" wedge brakes	D5TZ 2240-A	Front-#D5TA 2060-AA,AB-5 1/8" I.D. x 8 7/32" O.D. 8 holes-6 7/16" bolt circle	2
90	C800 -- 12M front axles with 16 1/4" x 3 1/2" and 16 1/2 x 5 cam brakes	D5HZ 2240-A	Front - #D4HA 2060-AA-5 5/8" I.D. x 9" O.D. - 8 bolt holes	2
90	C800 -- 12M front axle w/15 x 4 cam brakes	D8HZ 2240-B	Front-#D7HT 2060-CA-5 5/8" I.D. x 9 3/16" O.D. 6 holes 21/32" dia. 1 hole 1/2" dia. 7 1/4" bolt circle	2
90	CL-CLT900	D8HZ 2240-A	Front-#D7HA 2060-BA-5 5/8" I.D. x 9 3/16" O.D.-9 bolt holes - 7 1/4" bolt circle	2
90	F600/800 -- 6M,7M front axle w/Hyd. brakes	B7TZ 2240-A	Front-4 1/8" I.D. x 7 1/8" O.D.-5 1/4" bolt circle	2
90	F600 -- 15" x 4" x 4 1/2" rear brakes	B6Q 2240-B	Rear-use with 5 spoke wheel-5 5/8" I.D. x 13 5/16" O.D.-5 bolt holes	2
90	F-FT600/900 -- 16 1/2" x 5" cam brakees with 17.5M rear axles	D5TZ 2240-B	Rear-6 1/8" I.D. x 8 1/2" O.D.-6 holes 8 3/4" bolt circle	2
90	F-FT600/900	C6TZ 2240-A	Rear-5 3/4" I.D. x 12 1/4" O.D.-5 bolt holes-11" circle dia.	2or4
90	F-FT700/900 -- 15" x 5" brakes	C8TZ 2240-D	Rear-7 1/8" I.D. x 11 1/4" bolt circle-10 bolt holes	2or4
90	F600/800 -- 5.5M front axle	D0TZ 2240-A	Front-#D0TA 2060-A	2
90	F-FT600/900	C8TZ 1165-A	Rear-6 5/16" O.D. x 2 3/8" deep-snap in type	2
90	F-FT600/900 -- 9M front axle	D5TZ 2240-A	Front-#D5TA 2060-AB-5 1/8" I.D. x 8 7/32" O.D. 8 holes-6 7/16" bolt circle	2
90	LN600/700 -- 5M and 5.5M axles	D0TZ 2240-A	#D0TA 2060-A-front	2
90	LN600/700 -- 16 1/2" x 5" cam brakes with 17.5M rear axles	D5TZ 2240-B	Rear-6 1/8" I.D. x 8 1/2" O.D.-6 holes-8 3/4" bolt circle	2
90	L-LN800/900 -- 16 x 6 hyd. brakes with 22M rear axles and 20" or 22" cast wheels	D7HZ 2240-A	Rear-#WP-182-28" O.D.-5 holes-12 3/4" B.C.	2
90	L-LN-LNT-LT-LTS600/900 -- 7M,9M front axles with 15" x 3 1/2" and 15" x 5" wedge brakes	D5TZ 2240-A	Front-#D5TA 2060-AA,AB-5 1/8" I.D. x 8 7/32" O.D. 8 holes-6 7/16" bolt circle	2
90	LT-LTS800/900 -- 44M axle	D1HZ 2240-A	#WP285-20 x 8 wheel	4
90	L-LN900-Rockwell (Timken) 23M rear axle	D3HZ 2240-A	Rear-7 1/8" I.D. x 12 3/4" O.D.-10 bolt holes	2
90	LTS900 -- 6 cyl. 855, 927 cum, NH230, NH250, super 250 diesel and 50M axle	D3HZ 2240-B	Rear-8" I.D. x 14 1/8" O.D.-6 bolt holes-12 3/4" bolt circle	4
90	L-LN-LNT-LT-LTS800/900 -- 15" x 7" wedge brakes	D3HZ 2240-C	Rear-7 3/16" I.D. x 10" O.D. x 2 11/16" thick	4
90	L-LN-LNT-LT-LTS800/900 -- 12M front axle with 16 1/4" x 3" and 16 1/2" x 5" cam brakes	D5HZ 2240-A	Front - #D4HA 2060-AA-5 5/8" I.D. x 9" O.D.-8 bolt holes	2
90	LNT800	C8TZ 1165-A	Rear-6 5/16" O.D. x 2 3/8" deep-snap in type	2
90	LNT-LT-LTS900 -- 58M,65M rear axle	E0HZ 2240-A	Rear	2
90	F600/900 -- 7M,9M,10M, 12M front axle	E8HZ 2240-A	Front	1
90	L-LN700/900 -- 7M,9M,10M, 12M front axles	E8HZ 2240-A	Front	1
90	All -- w/10M,11M,12M,13M front axles	E7HZ 2240-A	R.H.	1
		E7HZ 2240-B	L.H.	1

1990/
TRUCK SERIES 600/900

YEAR	MODEL/RESTRICTIONS	PART NUMBER	DESCRIPTION	QTY.
2241 SLINGER (BRAKE FRONT HUB OIL)				
90	B-F-FT-LN700/800	7EQ 2241	#E-31-4 3/8" I.D.-4 holes	1
90	F-LN600 -- 6M front axle	20311-S8	(B-153)-bolt (slinger to brake carrier plate)- 5/16"-24 x 1/2"	8
		34806-S7	(X-64)-lockwasher-5/16"	
90	C-L-LN-LNT800/900	8EB 2241-B	Inner 9 holes-5 1/8" I.D. x 7 1/2" O.D. x 6" bolt circle-5/8" thick	2
90	F700/750 -- 16" x 2 1/2" and 16 1/4" x 3 1/2" air brakes			2
90	CT800 -- 15M front axle and cam brakes	B8QH 2241-A	Upper	2
		B8QH 2241-B	Lower	2
90	B-C-F-FT-L-LN600/900 -- wedge brakes	C6TZ 2241-A	5 1/8" I.D. x 7 1/2" O.D. x 5/8" thick-8 bolt holes	2
90	LN-LNT900 -- wedge brakes	C8TZ 2241-A	5 3/16" I.D. x 7 1/2" O.D. x 5/16" thick- 9 bolt holes	2
		353654-S	(BB-383-A)-bolt (slinger to spindle)-serrated- 1/2"-20" x 1 7/16"	AR
		33882-S8	(M-24) -- -- nut-1/2"-20	AR
		34809-S8	(X-68)-lockwasher-1/2"	AR
2244 CLIP (BRAKE LINE)				
90	B-C-F-LN600/700	01T 2244-B	Right rear brake pipe to rear axle	1
90	F700	01T 2244-B	Brake pipe to rear axle-use w/two speed axles	1
90	C-L800	20312-S7	(B-75)-bolt (clip to rear axle)-3/8"-16 x 1/2"	2
		34847-S8	(X-74)-lockwasher-3/8"	
90	B-F600	357949-S	(GG-141)-clip (left front brake pipe to side member)	1
90	C-F-FT-L-LN600/900			1
90	B-F600		Right rear brake pipe to rear axle	1
90	C-L800		Brake pipe to rear axle	2
90	B-F-FT-LN600/800	357784-S2	(GG-23)-clip (front brake pipes to side member)	AR
90	B-F-FT-LN600/800		Clip (master cylinder to rear brake hose to side member)	AR
2B245 RETAINER (BRAKE MASTER CYLINDER FILLER CAP)				
90	B700 -- split Hydro-Max hyd. brakes	E0HZ 2B245-B	Use with E0HZ 2140-B cyl.	2
90	F-FT600/900 -- split and single Hydro-Max brakes	E0HZ 2B245-B	Use with E0HZ 2140-B cyl.	2
90	F-FT600/900 -- single H/V brakes	E0HZ 2B245-A	Use with E0HZ 2140-A cyl.	1
2248 Refer to Rear Brake Parts Lists Section 22.1				
2L248 ADAPTER (BRAKE AIR CHAMBER)				
90	CL-CLT900 -- with automatic slack adjusters	E6HZ 2L248-A		2
2N248 WIRING ASSY. (BRAKE WARNING INDICATOR)				
90	B-F-FT600/900 -- (84)-air brakes	D8HZ 2N248-A	#ED-D7HT 2N248-AA	1
2M251 Refer to Section 23.1				
2B252 PLATE (AIR BRAKE VALVE OPENING COVER)-Improvise				
2A253 TUBE ASSY. (BRAKE VACUUM GAUGE)- Improvise from bulk tubing (2269) and improvise insulators from rubber hose, friction tape, etc.				
		87971-S	(L-12)-connector (tube to check valve)-1/4"	1
		371609-S	(KK-4)-grommet (tube to dash panel)	1

1990/
TRUCK SERIES 600/900

YEAR	MODEL/RESTRICTIONS	PART NUMBER	DESCRIPTION	QTY.
2B255 TUBE ASSY. (REAR BRAKE HOSE TO VALVE)- Improvise from bulk tubing (2269) and improvise insulators from rubber hose, friction tape, etc.				
		87942-S36	(I-20)-fitting-3/8"-24 tube connector nut	AR
2B257 VALVE (BRAKE PRESSURE DIFFERENTIAL)-Also refer to Section 23.1				
90	B600/700	D7TZ 2B257-A	#D7TA 2B257-AA, D7HT 2B257-AB With split hyd. brakes	1
90	C800	E2HZ 2B257-A	With split hydraulic vacuum brakes	1
90	F-FT600/900	D7TZ 2B257-A	#D7HT 2B257-AB w/split hyd. brakes	1
90	F-FT900-9M,12M axles and disc brks.	E3HZ 2B257-A		1
2B260 BRACKET (BRAKE PRESSURE CONTROL VALVE)				
90	B-FT-FT600/900	E3HZ 2B260-A		1
90	C-CT800 -- 15M front axle w/disc brakes	D5HZ 2B260-A	#D5HA 2K193-AA	1
90	LNT-LT-LTS800/900 -- 16M, 18M, 20M front axles w/ disc brakes	D5HZ 2B260-B	#D5HA 2K193-BA, BB	1
2261-2 Refer to Front or Rear Brake Parts Lists Sections 20.1 and 22.1				
2B261 PISTON (BRAKE PRESSURE DIFFERENTIAL VALVE)				
90	CF700/800 -- 7.8 eng.	E7HZ 2B261-A		1
2B262 Refer to Booster Parts List in Section 23.1				
2263-4 TUBE ASSY. (FRONT BRAKE)- Improvise from bulk tubing (2269) and improvise insulators from rubber hose, friction tape, etc.				
90	B-F600/750 -- 15 x 3 Split hyd. brks.	E0HZ 2264-A	Secondary-L.H.	1
90	B-F600/750 -- 15 x 3 Split hyd. brks.	E0HZ 2264-B	Primary-L.H.	1
90	B-F600/750 -- 14 x 2 1/2 Hyd. brks.	E0HZ 2264-B	L.H.	1
90	B-F600/800	377696-S	(GG-213-B)-clip-(attach tube to cross member)- 1/4" tube	1
90	B-F600/800	382242-S	(GG-308)-clip (tubes to frame cross member)- 1/4" x 1/4"	2
90	B-F600/800	389993-S36	(II-178-A)-Elbow 1/4" inverted flare	
2-2264 TUBE ASSY. (BRAKE MASTER CYLINDER TO FRONT BRAKE CONNECTOR)- Improvise from bulk tubing (2269) and improvise insulators from rubber hose, friction tape, etc.				
2B264 SWITCH (BRAKE PRESSURE DIFFERENTIAL VALVE WARNING LAMP)-Also refer to Section 23.1				
90	B-C-F-FT-L-LN600/900	C9HZ 2B264-A	With split hydraulic vacuum brakes	1
90	CF700/800	E7HZ 2B264-A		1
2265 TUBE ASSY. (MASTER CYLINDER OR TUBE CONNECTOR TO REAR BRAKE HOSE)- Improvise from bulk tubing (2269) and improvise insulators from rubber hose, friction tape, etc.				
90	B-F600/800	382233-S	(GG-307)-clip (tubes to frame side member)- 1/4" x 1 1/4"	AR
		87943-S	(I-21)-fitting-7/16"-24 tube	AR
		372130-S36	(MM-108-D)-nut-1/2"-20 x 1/4" tube	AR
2265 TUBE ASSY. (BRAKE and FUEL LINE STEEL)-Incl. flared ends and fittings				
		D6AZ 2265-B	3/16" x 12"-steel	AR
		D6AZ 2265-C	3/16" x 20"-steel	AR
		D6AZ 2265-D	3/16" x 30"-steel	AR
		D6AZ 2265-E	3/16" x 40"-steel	AR
		D6AZ 2265-F	3/16" x 51"-steel	AR
		D6AZ 2265-G	3/16" x 60"-steel	AR
		B6A 2265-BA	1/4" x 12"-steel	AR
		B6A 2265-BB	1/4" x 20"-steel	AR
		D6AZ 2265-K	1/4" x 30"-steel	AR
		D6AZ 2265-L	1/4" x 40"-steel	AR
		D6AZ 2265-M	1/4" x 51"-steel	AR
		D6AZ 2265-N	1/4" x 60"-steel	AR
90	B600/750 -- 255" W.B	E0HZ 2265-A		1

1990/
TRUCK SERIES 600/900

YEAR	MODEL/RESTRICTIONS	PART NUMBER	DESCRIPTION	QTY.
2-2266 TUBE (FORWARD REAR LEFT WHEEL AIR BRAKE)-				
Improvise from bulk tubing (2269) and improvise insulators from rubber hose, friction tape, etc.				
		357946-S8	(GG-152)-clip (right and left tubes to forward rear axle)-9/16"	2
		20328-S8	(B-76)-bolt (clip to axle)-3/8"-16 x 5/8"	2
		34807-S8	(X-66)-lockwasher-3/8"	AR
2267-8 TUBE ASSY. (RIGHT REAR BRAKE)-				
Improvise from bulk tubing (2269) and improvise insulators from rubber hose, friction tape, etc.				
90	B-F600/900 -- 13M Rockwell axles, 15M Rockwell (RS-15-120)	E7HZ 2268-D		1
90	B-F600/900 -- Rockwell axles (RS-15-210)	E7HZ 2268-E		1
90	B-F600/900 -- All 23M axles and Rockwell (RS-20-230, RS-21-230) L-LN700/900 -- All 23M axles and Rockwell (Rs-20-230, RS-21-230)	E7HZ 2268-F		1
90	B-F-LN600/900 -- 17.5M 21M rear axles L800/900 -- 21M rear axle	E7HZ 2268-G		1
90	CT-FT-LT-LNT-LTL-LTS 800/900 -- Rockwell Fwd. Rr. axles-Secondary	E4HZ 2268-L		1
90	CT-FT-LT-LNT-LTL-LTS 800/900 -- Rockwell Fwd. Rr. axles-Secondary	E4HZ 2268-F		1
90	CT-FT-LT-LNT-LTL-LTS 800/900 -- Eaton Fwd. Rr. axles-Primary 800/900 -- Eaton Fwd. Rr. axles-Secondary	E4HZ 2268-H		1
90	CT-FT-LT-LNT-LTL-LTS 800/900 -- Eaton Rear rear axles	E4HZ 2268-J		1
90	B-C-F-LN600/800	372130-S36	(MM-108-D)-nut-inverted flared tube (attach tubes to cylinder)	1
90	B-F600/800	381970-S7-8	(GG-272)-clip (attach tubes to rear axle)-1/4" double	1
2A268 BRACKET (AIR BRAKE QUICK RELEASE VALVE MOUNTING TRACTOR EQUIPMENT)				
90	B600/700 -- w/single axle	E7HZ 2A268-A		1
90	C800	C7TZ 2A268-D	With spring operated parking brake	1
90	C800 -- 99", 111" W/B	C8HZ 2A268-A	With air brakes	1
90	C800 -- w/17.5M, 18.5M, 25M, 23M rear axles	E4HZ 2A268-A		1
90	C800 -- brake skid control	D5HZ 2A268-B	#D5HS 2A268-EA -w/o front axle anti-skid	1
90	CF600/700 -- air	E6HZ 2A268-C		1
90	CF600/800 -- air/hyd.	E7HZ 2A268-C		1
90	CFT700/800 -- air	E8HZ 2A268-A		1
90	CL-CLT900 -- 23M, 34M, 38M, 44M rear axle	D8HZ 2A268-B	#D7HT 2A268-FA	1

1990/
TRUCK SERIES 600/900

YEAR	MODEL/RESTRICTIONS	PART NUMBER	DESCRIPTION	QTY.
2A268 BRACKET (AIR BRAKE QUICK RELEASE VALVE MOUNTING TRACTOR EQUIPMENT) — Cont'd				
90	CLT900 -- 34M,38M rear axle w/Neway susp. or 38M rear axle w/Hendrickson RTA-380 susp. and 60" walking beam	D8HZ 2A268-A	#D7HT 2A268-DA	1
90	CLT900 -- 38M Rockwell rear axle and Neway susp.	D8HZ 2A268-C	#D8HT 2A268-AA	1
90	CL900 -- 23M Eaton or Rockwell axles	D5TZ 2A268-A	#D5TA 2A268-AA	1
90	CL-CLT900 -- 23M,34M Neway susp., 34M,38M Reyco susp. or 34M,38M Hendrickson susp. with 52" walking beam	D0HZ 2A268-B	#D0HA 2A268-K	1
90	CL900 -- all 60 inch walking beams	E7HZ 2A268-D		1
90	CL-CLT900	E8HZ 2A268-B		1
90	F600/800 -- w/single axle	E7HZ 2A268-A		1
90	L-LTS800/900	C2TZ 2A268-B		1
90	L800	C3TZ 2A268-E		1
90	L800, LN700/800 -- gas	D0HZ 2A268-A	#D0HA 2A268-B-use w/front axles	1
90	LNT-LT-LT-LTS800 -- 8 cyl. 361, 391			1
90	LNT-LT-LTS800 -- 8 cyl. 361, 391			1
90	LNT-LT-LTL-LTS800/900	D0HZ 2A268-B	#D0HA 2A268-K-use w/rear axles	1
90	L800/900, LN600/700, LNT800/900	D0HZ 2A268-C	#D0HA 2A268-L-use w/rear axles	1
90	L800, LN600, LN800, LNT-LT-LTS800 -- exc. 8 cyl. 330, 361, 391	D0HZ 2A268-D	#D0HA 2A268-A-use w/front axles	1
84/86	L-LN600/900 -- w/17.5M, 18.5M,22M,23M rear axle	E4HZ 2A268-A		1
90	L-L-LN-LS -- w/single axle	E7HZ 2A268-A		1
90	L-LN-LNT600/900 -- brake skid control	D5HZ 2A268-C	#D5HS 2A268-FA -w/o front axle anti-skid	1
90	LT-LTL-LTS 900 -- Diesel with 44M rear axle and Hendrickson RT441 susp. or Rockwell SLDD axle	D7HZ 2A268-A	# D7HT 2A268-BA	2
90	LNT-LT-LTL-LTS900 -- Diesel -with 58M Forward rear and rear rear axles	D7HZ 2A268-C	#D7HT 2A268-CA	1
90	LNT-LT-LTS900 -- Diesel-with 65M Forward rear axle			1
90	LNT-LT-LTS 900 -- Diesel with 65M rear rear axle	D7HZ 2A268-B	#D7HT 2A268-AA	1
2269 HOSE OR TUBE				
		8QH 2269-D	Tubing-copper-1/4" O.D.-serviced in 25 ft. rolls	AR
		8QH 2269-A	Tubing-copper-3/8" O.D.-serviced in 25 ft. rolls	AR
		8QH 2269-B	Tubing-copper-1/2" O.D.-serviced in 25 ft. rolls	AR
		8QH 2269-C	Tubing-copper-5/8" O.D.-serviced in 15 ft. rolls	AR
		8C 2269-B	Tubing-steel-3/16" O.D.-serviced in 25 ft. rolls	AR
		91A 2269	Tubing-steel-1/4" O.D.-serviced in 25 ft. rolls	AR
		8C 2269-A	Tubing-steel-5/16" O.D.-serviced in 25 ft. rolls	AR
		B7Q 2269-A	Tubing-steel-3/8" O.D.-serviced in 25 ft. rolls	AR
		D0HZ 2269-A	Tubing-nylon-1/8" O.D.-clear-50 ft. rolls	AR

1990/
TRUCK SERIES 600/900

YEAR	MODEL/RESTRICTIONS	PART NUMBER	DESCRIPTION	QTY.
2269	HOSE OR TUBE — Cont'd			
		D0HZ 2269-B	Tubing-nylon-1/4" O.D.-clear-50 ft. rolls	AR
		D0HZ 2269-F	Tubing-nylon-1/4" O.D.-red-50 ft. rolls	AR
		D0HZ 2269-G	Tubing-nylon-1/4" O.D.-green-50 ft. rolls	AR
		D0HZ 2269-C	Tubing-nylon-3/8" O.D.-yellow-50 ft. rolls	AR
		D0HZ 2269-H	Tubing-nylon3/8" O.D.-red-50 ft. rolls	AR
		D0HZ 2269-J	Tubing-nylon-3/8" O.D.-orange-50 ft. rolls	AR
		D0HZ 2269-K	Tubing-nylon-3/8" O.D.-green-50 ft. rolls	AR
		D0HZ 2269-S	Tubing-nylon-3/8" O.D.-black-50 ft. rolls	AR
		D0HZ 2269-D	Tubing-nylon-1/2" O.D.-black-50 ft. rolls	AR
		D0HZ 2269-L	Tubing-nylon-1/2" O.D.-red-50 ft. rolls	AR
		D0HZ 2269-M	Tubing-nylon-1/2" O.D.-orange-50 ft. rolls	AR
		D0HZ 2269-N	Tubing-nylon-1/2" O.D.-green-50 ft. rolls	AR
		D9HZ 2269-A	Tubing-nylon-5/8" O.D.-red-50 ft. rolls	AR
		D9HZ 2269-B	Tubing-nylon-5/8" O.D.-green-50 ft. rolls	AR
		D0HZ 2269-E	Tubing-nylon-3/4" O.D.-black-25 ft. rolls	AR
		D0HZ 2269-R	Tubing-nylon-3/4" O.D.-green-25 ft. rolls	AR
		D5TZ 2269-A	Hose-wire braid-3/16" I.D.-25 ft. rolls	AR
		D5TZ 2269-B	Hose-wire braid-5/16" I.D.-25 ft. rolls	AR
		D5TZ 2269-C	Hose-wire braid-13/32" I.D.-25 ft. rolls	AR
		D5TZ 2269-D	Hose-wire braid-1/2" I.D.-25 ft. rolls	AR
		D8HZ 2269-A	Hose-wire braid-5/8" I.D.-25 ft. rolls	AR
		D5TZ 2269-E	Hose-nylon-3/4" O.D.-red-25 ft. rolls	AR
		D6HZ 2269-A	Hose rubber-1/4" I.D.-10 ft. rolls	AR
		87942-S8	(I-20)-nut-3/8"-24-use with 8C 2269-B	AR
		87943-S8	(I-21)-nut-7/16"-24-use with 91A 2269	AR
		87944-S8	(I-22)-nut-1/2"-20-use with 8C 2269-A	AR
		87947-S36	(I-24)-nut-3/4"-18-use with 8QH 2269-B	AR
		351735-S36	(MM-105-G)-nut-3/8"-16-use with 8C 2269-B	AR
		351736-S36	(MM-105-H)-nut-9/16"-18-use with 8C 2269-B	AR
		358609-S8	(MM-103)-nut-7/16"-24-use with 8C 2269-B	AR
		372130-S36	(MM-108-D)-nut-1/2"-20-use with 91A2269	AR
		372503-S8	(MM-104)-nut-7/16"-24-use with 91A2269	AR
		375096-S36	(MM-105-F)-nut-1/2"-20-use with 8C2269-B	AR
CONNECTOR ASSYS.				
90	All	383832-S100	(II-29-BR)-connector assy.-1"-18 male pipe x 3/4" tube x 1/2"-14 male pipe	AR
90	All	383831-S100	(II-29-BP)-connector assy. 11/16"-20 male pipe x 1/2" tube x 1/2"-14 male pipe	AR
90	All	383830-S100	(II-29-BN)-connector assy.-11/16"-20 male pipe x 1/2" tube x 3/8"-male pipe	AR
90	All	383834-S100	(II-29-BM)-connector assy.-17/32"-24 male pipe x 3/8" tube x 1/4"-18 male pipe	AR
90	All	383833-S100	(II-29-BL)-connector assy.-7/16"-24 male pipe x 1/4" tube x 1/8"-27 male pipe	AR
90	All	383835-S	(II-26-B)-connector assy.-11/16"-20 x 1/2" tube	AR
90	All	384201-S100	(II-29-BE)-connector assy.-17/32"-24 male pipe x 3/8" tube x 1/2"-14 male pipe	AR
90	All	383982-S	(II-29-BH)-connector assy.-3/8" inverted flare x 3/8" O.D. tube	AR
90	All	384088-S100	(II-29-BS)-connector-1/4" pipe x 3/8" tube	AR
90	All	384057-S	(II-29-B)-connector assy.-1/4" tube x 1/8" female pipe	AR
90	All	384202-S	(II-29-A)-connector assy.-inverted flare-11/16"-20 x 1/2" tube	AR
90	All	384047-S	(II-29-AB)-connector assy.-inverted flare-1" x 18 x 3/4" tube	AR

1990/
TRUCK SERIES 600/900

YEAR	MODEL/RESTRICTIONS	PART NUMBER	DESCRIPTION	QTY.
2269	HOSE OR TUBE — Cont'd			
CONNECTOR ASSYS.				
90	All	384046-S	(II-29-AA)-connector assy.-inverted flare-11/16"-20 x 1/2" tube	AR
90	All	383826-S100	(II-40-H)-connector assy.-7/16"-24 male pipe x 1/4" tube x 1/4"-18 male pipe	AR
90	All	383827-S100	(II-40-HA)-connector assy.-7/16"-24 male pipe x 1/4" tube x 3/8"-18 male pipe	AR
90	All	383828-S100	(II-40-HB)-connector assy.-17/32"-24 male pipe x 3/8" tube x 1/8"-27 male pipe	AR
90	All	383829-S100	(II-40-HD)-connector assy.-11/16"-20 male pipe x 1/2" tube x 1/4"-18 male pipe	AR
90	All	383808-S100	(II-40-HC)-connector assy.-17/32"-24 male pipe x 3/8" tube x 3/8"-18 male pipe	AR
90	All	383823-S100	(II-185-GB)-connector assy.-17/32"-24 male pipe x 3/8" tube x 3/8"-18 male pipe	AR
90	All	387782-S100	(II-250-A)-connector assy.-1/4" tube x 1/8" external pipe-push connect-1/8"-27 thread	AR
90	All	387784-S100	(II-250-B)-connector assy.-1/4" tube x 1/4" external pipe-push connect-1/4"-18 thread	AR
90	All	387785-S100	(II-250-C)-connector assy.-3/8" tube x 1/4" external pipe-push connect-1/4"-18 thread	AR
90	All	387787-S100	(II-250-D)-connector assy.-3/8" tube x 3/8" external pipe-push connect-3/8"-18 thread	AR
90	All	387792-S100	(II-250-F)-connector assy.-1/2" tube x 1/4" external pipe-push connect-1/4"-18 thread	AR
90	All	387794-S100	(II-250-E)-connector assy.-1/2" tube x 1/2" external pipe-push connect-1/2"-14 thread	AR
ELBOW ASSYS.				
90	All	384042-S	(II-187-BJ)-elbow assy.-90°-11/16"-20 male pipe x 1/2" tube	AR
90	All	383809-S	(II-187-BK)-elbow assy.-90°-1"-18 male pipe x 3/4" tube	AR
90	All	383838-S	(II-187-BF)-elbow assy.-1/4" inverted to 1/2" tube	AR
90	All	383836-S	(II-187-BN)-elbow assy.-90°-7/16"-24 male pipe x 1/4" tube	AR
90	All	383824-S100	(II-185-GC)-elbow assy.-90°-11/16"-20 male pipe x 1/2" tube x 1/4"-18 male pipe	AR
90	All	383825-S100	(II-185-GD)-elbow assy.-90°-11/16"-20 male pipe x 1/2" tubes x 1/2"-14 male pipe	AR
90	All	384200-S100	(II-185-A)-elbow assy.-90°-1/4" pipe x 3/4" tube	AR
90	All	383821-S100	(II-185-G)-elbow assy.-90°-17/32"-24 male pipe x 3/8" tube x 1/8"-27 male pipe	AR
90	All	383822-S100	(II-85-GA)-elbow assy.-90°-17/32"-24 male pipe x 3/8" tube x 1/4"-18 male pipe	AR
90	All	384191-S100	(II-176-XL)-elbow assy.-45°-17/32"-24 male pipe x 3/8" tube x 1/8"-27 male pipe	AR
90	All	383820-S100	(II-185-B)-elbow assy.-90°-7/16"-24 male pipe x 1/4" tube x 1/4"-18 male pipe	AR
90	All	383819-S100	(II-185-C)-elbow assy.-90°-7/16"-24 male pipe x 1/4" tube x 1/8"-27 male pipe	AR
90	All	383810-S100	(II-185-D)-elbow assy.-90°-7/16"-24 male pipe x 1/4" tube x 3/8"-18 male pipe	AR
90	All	383811-S100	(II-185-E)-elbow assy.-90°-11/16"-20 male pipe x 1/2" tube x 3/8"-18 male pipe	AR
90	All	383812-S100	(II-185-F)-elbow assy.-90°-1"-18 male pipe x 3/4" tube x 1/2"-14 male pipe	AR

1990/
TRUCK SERIES 600/900

YEAR	MODEL/RESTRICTIONS	PART NUMBER	DESCRIPTION	QTY.
2269	HOSE OR TUBE --- Cont'd			
	ELBOW ASSYS.			
90	All	383816-S100	(II-176-XP)-elbow assy.-45°-11/16"-20 male pipe x 1/2" tube x 1/4"-18 male pipe	AR
90	All	383817-S100	(II-176-XR)-elbow assy.-45°-11/16"-20 male pipe x 1/2" tube x 3/8"-18 male pipe	AR
90	All	384190-S100	(II-176-XK)-elbow assy.-45°-7/16"-24 male pipe x 1/4" tube x 1/8"-27 male pipe	AR
90	All	383815-S100	(II-176-XN)-elbow assy.-45°-17/32"-24 male pipe x 3/8" tube x 3/8"-18 male pipe	AR
90	All	383814-S100	(II-176-XM)-elbow assy.-45°-17/32"-24 male pipe x 3/8" tube x 1/4"-18 male pipe	AR
90	All	387783-S100	(II-252-A)-elbow assy.-1/4" tube x 1/8" external pipe-90°-push connect-1/8"-27 thread	AR
90	All	387786-S100	(II-252-B)-elbow assy.-3/8" tube x 1/4" external pipe-90°push connect-1/4"-18 thread	AR
90	All	387790-S100	(II-252-D)-elbow assy-1/2" tube x 1/2" external pipe-90°push connect-1/2"-14 thread	AR
90	All	387795-S100	(II-252-C)-elbow assy.-3/8" tube x 3/8" external pipe-90°push connect-3/8"-18 thread	AR
90	All	387796-S100	(II-251-C)-elbow assy.-1/2" tube x 1/2" external pipe-45° push connect-1/2"-14 thread	AR
90	All	387797-S100	(II-251-B)-elbow assy.-3/8" x 3/8" external pipe-45° push connect-3/8"-18 thread	AR
90	All	387798-S100	(II-251-A)-elbow-assy.3/8" tube x 1/4" external pipe-45° push connect-1/4"-18 thread	AR
90	All	389136-S	(II-176-A)-elbow-3/8" int. pipe x 5/8"-18 str. thread	AR
	NUTS			
90	All	383806-S	(MM-113-DB)-nut-11/16"-20 x 1/2" tube- compression	AR
90	All	383805-S	(MM-113-DA)-nut-17/32"-24 x 3/8" tube- compression	AR
90	All	384180-S	(MM-130-N)-nut-7/16"-24 x 1/4" tube-compression	AR
90	All	383804-S	(MM-113-D)-nut-7/16"-24 x 1/4" tube- compression	AR
90	All	384181-S	(MM-130-NA)-nut-7/16"-32-3/8" tube-compression	AR
90	All	384182-S	(MM-130-NB)-nut-11/16"-20 x 1/2" tube-compression	AR
90	All	383807-S	(MM-113-DC)-nut-1"-18 x 3/4" tube- compression	AR
90		388668-S2	(MM-113-CC)-nut 13/16"-18 18 x 5/8" tube compression	AR
	SLEEVES			
90	All	384954-S	(II-55-C)-sleeve-3/4" tube	AR
90	All	383802-S	(II-56-B)-sleeve-1/2" tube	AR
90	All	383800-S	(II-55-Y)-sleeve-1/4" tube	AR
90	All	383801-S	(II-55-Z)-sleeve-3/8" tube	AR
90		388667-S2	(II-58-E)-sleeve 5/8" tube	AR
	TEE ASSYS.			
90	All	384189-S100	(II-201-EA)-tee assy.-1/2" tube x 3/8" male pipe x 1/2" tube	AR
90	All	384187-S100	(II-201-BZ)-tee assy.-1/4" tube x 1/8" male pipe x 1/8" female pipe	AR
90	All	384206-S100	(II-201-BR)-tee assy.-17/32"-24 male pipe x 3/8" tube x 3/8"-18 male pipe	AR
90	All	384014-S	(II-201-BU)-tee assy.-17/32"-24 tube x 3/8" tube x 1/4"-18 pipe	AR
90	All	384188-S100	(II-201-BP)-tee assy.-17/32"-24 tube x 3/8" tube x 1/4"-18 male pipe	AR
90	All	383818-S	(II-201-BL)-tee assy.-17/32"-24 tube x 3/8" tube	AR

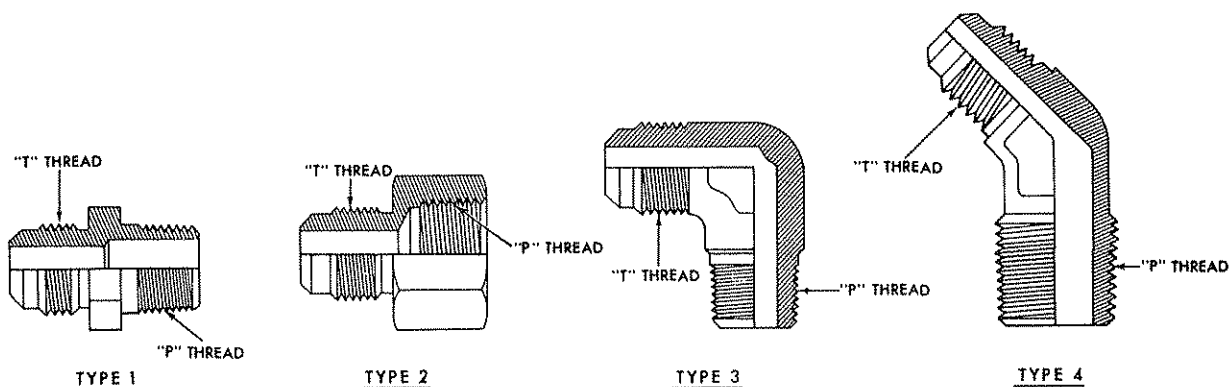
JULY, 1989

COPYRIGHT © 1989—

FORD MOTOR
COMPANY

—DEARBORN, MICHIGAN

NEW ISSUE

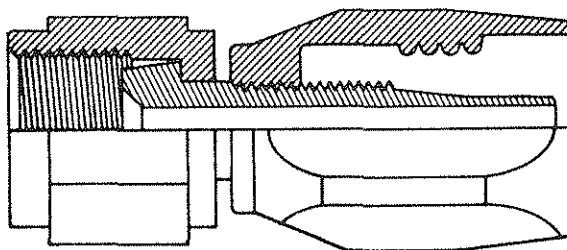


P-6770

PART NUMBER	Type	O.D. TUBE SIZE	Thread T	Thread P	PART NUMBER	Type	O.D. TUBE SIZE	Thread T	Thread P
C9TZ 2074-A	1	1/2	3/4-16	1/4-18	C9TZ 2074-R	3	1/2	3/4-16	1/2-14
C9TZ 2074-B	1	1/2	3/4-16	1/2-14	C9TZ 2074-S	3	3/8	5/8-18	3/8-18
C9TZ 2074-C	1	5/8	7/8-14	3/8-18	C9TZ 2074-T	3	1/4	7/16-20	3/8-18
C9TZ 2074-D	1	1/4	7/16-20	3/8-18	C9TZ 2074-U	3	3/4	1 1/16-14	1/2-14
C9TZ 2074-E	1	3/8	5/8-18	3/8-18	C9TZ 2074-V	3	3/4	1 1/16-14	3/4-14
C9TZ 2074-F	1	3/8	5/8-18	1/8-27	C9TZ 2074-W	4	1/2	3/4-16	3/8-18
C9TZ 2074-G	1	1/2	3/4-16	3/4-14	C9TZ 2074-Y	4	3/8	5/8-18	1/4-18
C9TZ 2074-H	1	3/4	1 1/16-14	3/4-14	C9TZ 2074-Z	4	1/4	7/16-20	1/4-18
C9TZ 2074-J	2	1/4	7/16-20	1/4-18	C9TZ 2074-AA	4	1/2	3/4-16	1/2-14
C9TZ 2074-K	3	1/4	7/16-20	1/4-18	C9TZ 2074-AB	4	5/8	7/8-14	1/2-14
C9TZ 2074-L	3	1/2	3/4-16	1/4-18	C9TZ 2074-AC	4			
C9TZ 2074-M	3	1/2	3/4-16	3/8-18	C9TZ 2074-AD	4			
C9TZ 2074-N	3	3/8	5/8-18	1/2-14					

2269 HOSE OR TUBE - Cont'd

RE-USABLE SWIVEL FITTING



P-6771

PART NUMBER	I.D. HOSE SIZE	O.D. TUBE SIZE	THREAD SIZE		PART NUMBER	I.D. HOSE SIZE	O.D. TUBE SIZE	THREAD SIZE	
★ C9TZ 2B323-A		1/4	7/16-20		C9TZ 2B323-E		3/4	1 1/16-14	
r/bD5TZ 2B323-A					D5TZ 2B323-A	3/16	1/4	7/16-20	
★ C9TZ 2B323-B		3/8	5/8-18		D5TZ 2B323-B	5/16	3/8	5/8-18	
r/bD5TZ 2B323-B					D5TZ 2B323-C	13/32	1/2	3/4-16	
★ C9TZ 2B323-C		1/2	3/4-16		D5TZ 2B323-D	1/2	5/8	7/8-14	
r/bD5TZ 2B323-C					D8TZ 2B323-A	3/16		7/16-20	
C9TZ 2B323-D		5/8	7/8-14		D8HZ 2B323-A	5/8"		11/16"-14	

1990/
TRUCK SERIES 600/900

YEAR	MODEL/RESTRICTIONS	PART NUMBER	DESCRIPTION	QTY.
2-2269 TUBE (RELAY VALVE TO REAR WHEEL BRAKE TUBE CONNECTOR)- Improvise from bulk tubing (2269) and improvise insulators from rubber hose, friction tape, etc.				
2A269 INSERT (FITTING)				
90	All	D0HZ 2A269-E	Use with 1/4" O.D. nylon tubing	AR
90	All	D0HZ 2A269-B	Use with 3/8" O.D. nylon tubing	AR
90	All	D0HZ 2A269-C	Use with 1/2" O.D. nylon tubing	AR
90	All	D0HZ 2A269-D	Use with 3/4" O.D. nylon tubing	AR
2A270 VALVE ASSY. (BRAKE AIR FOOT CONTROL)-Also refer to group 2886				
90	B700	E0HZ 2A270-B	Includes treadle	1
90	C-CT800	D5HZ 2A270-B	Includes treadle	1
90	CF600/700	E6HZ 2A270-B		1
90	CL-CLT900	D9HZ 2A270-A	#D9HT 2A270-AA-Includes treadle	1
90	F-FT700/900(81)	E0HZ 2A270-A	Includes treadle	1
90	F-FT700/900(84)	E0HZ 2A270-B	Includes treadle	1
90	LN600/900, L-LNT-LT-LTL-LTS800/900	D0HZ 2A270-A	Includes treadle-use D2HZ 2A270-A repair kit	1
90	LN600/900, L-LNT-LT-LTL-LTS800/900	D2HZ 2A270-A	Repair kit for D0HZ 2A270-A-consists of 1-valve 10-Sealing rings	1
90	C600/900, CT800/900	371267-S	(II-171-H)-elbow (valve to stop light switch)- 1/4"-45°	1
90	B-F-FT600/900, C600/900	370080-S	(II-51)-reducer (valve to stop light switch)- 1/2" to 1/4" pipe	1
90	C600/900, CT800/900	87653-S	(P-13)-plug (valve)-1/2"-14 pipe	1
2L270 LEVER ASSY. (BRAKE AIR FOOT CONTROL)				
90	LN600/900,L-LNT-LT-LTS800/900,	D9HZ 2L270-A	Use with D0HZ 2A270-A	1
2A271 STRAP ASSY. (BRAKE AIR RESERVOIR) - Also refer to groups 2A206, 2B217 and 2320				
90	B-F600/800 -- air brakes	E7HZ 2A271-A		1
90	C800	D0HZ 2A271-B	#D0HA 2A271-F	2
90	CT800	D0HZ 2A271-A	#D0HA 2A271-E	2
90	C-CT800	D5HZ 2A271-C	#D3HA 2A271-AA	4
90	CL-CLT900	D8HZ 2A271-A		1
90	CL-CLT900	D9HZ 2A271-A	Frame mounted reservoir	4
90	LNT800/900, LT-LTL-LTS800/900 -- cam brakes	D0HZ 2A271-A	38M and 44M axle-lower - use with 2B217	4
90	L-LN-LNT-LT-LTL-LTS600/900 -- w/ air brakes and brake skid control	D5HZ 2A271-A	#D4HA 2A271-AA	4
2B271 DIAL (BRAKE CONTROL VALVE MODULATING SPRING)				
90	B-C-CT-F-FT-L-LN600/900	C7TZ 2B271-A	With spring operated parking brake-plate reads "lock, release, to park, park"-2 3/8" x 1 5/8"	1
2A273 TUBE (BRAKE AIR FOOT CONTROL VALVE TO TWO-WAY CHECK VALVE TRACTOR TRAILER EQUIPMENT)-Improvise from bulk tubing (2269) and improvise insulators from rubber hose, friction tape, etc.				
90	C-CT800	355428-S	(KK-9)-elbow assy. (tube to dash panel)	1
90	C-CT800	374216-S	(II-180-A)-grommet (tube to dash panel)	1
2A275 BRACKET (BRAKE TUBE SUPPORT)				
90	B-F-FT600/900 -- air brakes w/brake skid control	D5TZ 2A275-A	Inner-#D5TA 2A275-AA	1
		D5TZ 2A275-B	Outer-#D5TA 2A275-EA	1
90	B-FT-FT600/900 - Hyd. brakes	E3HZ 2A275-A		1
90	CF600/700	E6HZ 2A275-A		1
90	CF600/800	E7HZ 2A275-A		1
90	L-LN800 -- w/Hyd.Vac. brakes-exc. FTO eng.	E4HZ 2A275-A		1
90	L-LN800 -- with FTO eng. and hyd. brakes	E8HZ 2A275-A		1

1990/
TRUCK SERIES 600/900

YEAR	MODEL/RESTRICTIONS	PART NUMBER	DESCRIPTION	QTY.
2A276	TUBE (BRAKE AIR FOOT CONTROL VALVE TO DASH TEE)- Improvise from bulk tubing (2269) and improvise insulators from rubber hose, friction tape, etc.			
2-2277	TUBE ASSY. (TEE TO REAR BRAKE HOSE)- Improvise from bulk tubing (2269) and improvise insulators from rubber hose, friction tape, etc.			
90	C600(exc. 99" W/B)	358360-S32	(GG-143)-clip (tube to frame)	1
2A278	TUBE (BRAKE RESERVOIR UNION TO TEE)- Improvise from bulk tubing (2269) and improvise insulators from rubber hose, friction tape, etc.			
2279	CLIP (BRAKE SYSTEM)			
90	F600	91A 2279	Check valve to booster upper pipe to frame	1or2
90	B-C-F-FT-L700/900		Intake manifold to vacuum booster check valve tube to manifold	1
90	C800		Check valve to brake vacuum booster upper pipe to frame	1or2
90	C800		P/S return line to radiator bracket	2
90	C600	20387-S8	(B-157)-bolt (clip to frame)-5/16"-24 x 1"	1
		33798-S8	(M-62)-nut-5/16"-24	AR
		34806-S7	(X-64)-lockwasher-5/16"	AR
90	B-F600	358360-S32	(GG-143)-clip (brake pipes to frame)	AR
90	B-F-FT700/900, C700/900, L800/900	358360-S32	(GG-143)-clip (brake pipe to frame)	AR
90	B-F-FT700/900	357949-S	(GG-141)-clip (master cyl. to rear brake hose to side member)	1
2280	BRACKET (BRAKE MASTER CYLINDER)			
90	B-F-FT600/900	C3TZ 2280-B	Vacuum and air boosters	1
2B280	MANIFOLD (BRAKE AIR SUPPLY)			
90	L800/900, LN600/900, LNT-LT800/900	D0HZ 2B280-A	#D0HA 2B280-F	1
90	C-CT800 -- air brakes w/brake skid control	D5TZ 2B280-A	#D5TA 2B280-CA	1
90	CL-CLT900	D8HZ 2B280-A	#D7HT 2B280-EA	1
		D8HZ 2B280-B	#D7HT 2B280-FA	1
		D8HZ 2B280-C	#D7HT 2B280-GA	1
2L280	WASHER (BRAKE AIR CHAMBER CLEVIS)			
90	CL-CLT900 -- with automatic slack adjusters	D8HZ 2L280-A	Front	2
90	CL-CLT900 -- with automatic slack adjusters	D8HZ 2L280-B	Rear	AR
2282	HOSE (REAR BRAKE)-Refer to group 2078			
2A283	TUBE ASSY. (TEE TO FORWARD REAR AXLE BRAKE HOSE)- Improvise from bulk tubing (2269) and improvise insulators from rubber hose, friction tape, etc.			
		358585-S	(II-123)-tee-3 way (to brake tube)	1
90	C-L-LN800/900	372268-S	(II-162-E)-fitting (attach tube to chamber)-1/4"-18 x 1/4"-18 elbow	1
90		87943-S36	(I-21)-fitting-7/16"-24 tube	AR
2284-5	LINING (REAR BRAKE SHOE)-Serviced in 2007 kits			
		357082-S	(SS-15)-rivet (lining)-3/16" x 19/64"	AR
		351980-AS	(SS-19)-rivet (lining)3/16" x 1/2"	AR
		351939-S	(SS-13)-rivet (lining)-9/64" x 1/4"	AR
		351980-AS	(SS-19)-rivet (lining)-3/16" x 1/2"	AR
		356936-S	(SS-26)-rivet (lining)-3/16" x 13/32"	AR
		357587-S	(SS-27)-rivet (air brake lining)-1/4" x 1/2"	AR
2A284	TUBE ASSY. (BRAKE TEE TO REAR REAR AXLE HOSE)-Make from 91A 2269 tubing and 2-87943-S8 nuts			
90		87943-S36	(I-21)-fitting-7/16"-24 tube	AR

JULY, 1989

COPYRIGHT © 1989

FORD MOTOR
COMPANY

DEARBORN MICHIGAN

NEW ISSUE

1990/
TRUCK SERIES 600/900

YEAR	MODEL/RESTRICTIONS	PART NUMBER	DESCRIPTION	QTY.
2A285 TUBE (BRAKE AIR FOOT CONTROL VALVE TO MANIFOLD FITTING)- Improvise from bulk tubing (2269) and improvise insulators from rubber hose, friction tape, etc.				
90	C699/750 -- 99", 111" W/B. C800/900	352992-S	(II-26)-connector (tube to manifold fitting)-3/8"	1
90	B-F-FT-L700/900	374295-S	(II-200-A)-tee assy. (tube to control valve)-1/2" pipe thread x 3/8" x 1/4" tubing	1
2286 Refer to Front and Rear Brake Parts Lists Section 20.1 and 22.1- Improvise from bulk tubing (2269) and improvise from rubber hose, friction tape, etc.				
2B286 ADAPTER (BRAKE MASTER CYLINDER MOUNTING)				
90	LNT800, LT-LTS800/900 -- single hyd. brake	D2HZ 2B286-A		1
2A287-8 TUBE (COMPRESSOR GOVERNOR TO BRAKE AIR FOOT CONTROL VALVE)- Improvise from bulk tubing (2269) and improvise insulators from rubber hose, friction tape, etc.				
2A289 HOSE (BRAKE RELAY VALVE TO REAR WHEEL CONNECTOR)- Improvise from bulk tubing (2269) and improvise insulators from rubber hose, friction tape, etc.				
90	B-C-F-FT-L-LN600/900	D5HZ 2A289-A	#D5HA 2A289-AA-25" long	1
90	CF600/700	E6HZ 2A289-A		1
90	CT800 -- w/Hend susp. fwd rear axle	D5HZ 2A289-A	#D5HA 2A289-AA-25" long	1
	rear rear axle	D5TZ 2A289-B	#D5TA 2A289-BA, D7HT 2A289-AA-29 1/2" long	1
90	CL-CLT900 -- single and tandem rear axles	D5TZ 2A289-B	#D5TA 2A289-BA, D7HT 2A289-AA-29 1/2" long	1
90	LNT-LT-LTL-LTS 800/900 -- w/Hend. susp.-fwd rear and rear rear axles-50" walking beam	D5TZ 2A289-B	#D5TA 2A289-BA, D7HT 2A289-AA-29 1/2" long	2
90	LNT-LT-LTL-LTS900 -- w/Hend. susp.-38M rear axle and 52" walking beam	E0HZ 2A289-A	#D8H5 2A289-AA	1
90	LNT-LT-LTL-LTS 800/900 -- w/Hend. susp.-fwd rear and rear rear axles-54" walking beam	D5HZ 2A289-A	#D5HA 2A289-AA-25" long	2
90	LNT-LT-LTL-LTS800/900 -- w/Hend. susp.-rear rear axle- 60" walking beam	D5TZ 2A289-B	#D5TA 2A289-BA, D7HT 2A289-AA-29 1/2" long	1
90	LNT-LT-LTS800/900 -- w/Neway susp-fwd rear and rear rear axles	D5HZ 2A289-A	#D5HA 2A289-AA-25" long	2
90	LNT-LT-LTL-LTS 800/900 -- w/Reyco susp. fwd rear axle	D5TZ 2A289-A	#D5TA 2A289-AA, E2HT 2A289-AA-27 1/2" long	1
	rear rear axle	D5HZ 2A289-A	#D5HA 2A289-AA-25" long	1
90	LNT-LT-LTL-LTS900 -- 44M, 65M rear axles	D5TZ 2A289-A	#D5TA 2A289-AA, E2HT 2A289-AA-27 1/2" long	1
90	LNT-LT-LTS900 -- 58M rear axles	D5HZ 2A289-A	#D5HA 2A289-AA-25" long	1
2A289 TUBE (BRAKE AIR RELAY VALVE TO REAR BRAKE TUBE CONNECTOR)- Improvise from bulk tubing (2269) and improvise insulators from rubber hose, friction tape, etc.				
2290 Refer to Brake Parts Lists Sections 20.1 and 22.1				
2291 SPACER (BRAKE RESERVOIR MOUNTING BRACKET)				
90	B-F600/800	E0HZ 2291-A	#E0HT 2291-AA	AR

1990/
TRUCK SERIES 600/900

YEAR	MODEL/RESTRICTIONS	PART NUMBER	DESCRIPTION	QTY.
2A292 CONNECTOR (BRAKE AIR SUPPLY TO STOP LIGHT SWITCH)				
90	L800/900, LN600/900, LNT-LT-LTL-LTS800/900	D0HZ 2A292-A		3
90	B600/700 C-LN-LNT600/900	C3TZ 2A292-A	11/32" holes-trailer brake air tube to two way air shift and power divider lockout valve tube	1
90	CLT-CT800/900	D0HZ 2A292-A		1
		20466-S8	(B-61)-bolt (connector to frame)-5/16"-18 x 1 1/2"	2
		33797-S7	(M-50)-nut-5/16"-18	AR
		34806-S7	(X-64)-lockwasher-5/16"	AR
		33795-S7	(M-49)-nut-1/4"-20	AR
		34805-S8	(X-62)-lockwasher-1/4"	AR

2296-7 Refer to Front or Rear Brake Parts Lists Sections 20.1, 22.1 and group 2125

2A296 Refer to Rear Brake Parts Lists Section 22.1

2B296 Refer to Front Brake Parts Lists Section 20.1

1990/
TRUCK SERIES 600/900

HOW TO LOCATE REAR BRAKE PARTS

1. Use the Rear Brake T.S.L. †Cross Reference Guide (below) to find the correct brake parts list.
 2. Use the Rear Brake Model Application Chart (which follows this T.S.L. Chart) to find the correct brake parts list, when a T.S.L. number is not available.
- †Truck Specification List - included in Louisville built trucks

REAR BRAKE T.S.L. † CROSS-REFERENCE GUIDE

T.S.L. NUMBER	REAR AXLE CAPACITY	BRAKE			PARTS LIST NO	T.S.L. NUMBER	REAR AXLE CAPACITY	BRAKE			PARTS LIST NO.
		SIZE	TYPE	●				SIZE	TYPE	●	
●R(T)-ROCKWELL(TIMKEN)											
E8HT 2209-KA	13M	15 x 5	Lucas	1	E8HT 2210-KA	13M	15 x 5	Lucas	1		
E8HT 2209-LA	34M	15 x 6	Lucas	2	E8HT 2210-LA	34M	15 x 6	Lucas	2		
E8HT 2209-MA	17M,19M	15 x 6	Lucas	2	E8HT 2210-MA	17M,19M	15 x 6	Lucas	2		
E8HT 2209-NA	17.5M,18.5M	15 x 7	Lucas	3	E8HT 2210-NA	17.5M,18.5M	15 x 7	Lucas	3		
E8HT 2209-RA	22M	15 x 7	Lucas	3	E8HT 2210-RA	22M	15 x 7	Lucas	3		
E9HT 2209-BA	44M	16 1/2 x 7	R(T)	9	E9HT 2209-BA	44M	16 1/2 x 7	R(T)	9		
E9HT 2209-CA	38M	16 1/2 x 7	R(T)	10	E9HT 2209-CA	38M	16 1/2 x 7	R(T)	10		
E9HT 2209-EA	38M	16 1/2 x 7	R(T)	11	E9HT 2209-EA	38M	16 1/2 x 7	R(T)	11		
E9HT 2209-EB	38M	16 1/2 x 7	R(T)	11	E9HT 2209-EB	38M	16 1/2 x 7	R(T)	11		
E9HT 2209-FA	44M	16 1/2 x 7	R(T)	12	E9HT 2209-FA	44M	16 1/2 x 7	R(T)	12		
E9HT 2209-LA	38M	16 1/2 x 7	R(T)	13	E9HT 2209-LA	38M	16 1/2 x 7	R(T)	13		
E9HT 2209-LB	38M	16 1/2 x 7	R(T)	13	E9HT 2209-LB	38M	16 1/2 x 7	R(T)	13		
E9HT 2209-MA	46M	16 1/2 x 7	R(T)	14	E9HT 2209-MA	46M	16 1/2 x 7	R(T)	14		
E9HT 2209-YA	34M,38M,40M	16 1/2 x 7	Bendix	5	E9HT 2210-YA	34M,38M,40M	16 1/2 x 7	Bendix	5		
E9HT 2209-YB	38M,38M,40M	16 1/2 x 7	Bendix	5	E9HT 2210-YB	34M,38M,40M	16 1/2 x 7	Bendix	5		
E9HT 2209-AAA	44M,46M	16 1/2 x 7	Bendix	6	E9HT 2210-AAA	44M,46M	16 1/2 x 7	Bendix	6		
E9HT 2209-AAB	44M,46M	16 1/2 x 7	Bendix	6	E9HT 2210-AAB	44M,46M	16 1/2 x 7	Bendix	6		
E9HT 2209-ACA	21M	16 1/2 x 7	R(T)	15	E9HT 2210-ACA	21M	16 1/2 x 7	R(T)	15		
E9HT 2209-ADA	23M	16 1/2 x 7	R(T)	18	E9HT 2210-ADA	23M	16 1/2 x 7	R(T)	18		
E9HT 2209-AEA	23M	16 1/2 x 7	Bendix	7	E9HT 2210-AEA	23M	16 1/2 x 7	Bendix	7		
E9HT 2209-AEB	23M	16 1/2 x 7	Bendix	7	E9HT 2210-AEB	23M	16 1/2 x 7	Bendix	7		
E9HT 2209-AFA	17.5M,21M	16 1/2 x 7	Bendix	8	E9HT 2210-AFA	17.5M,21M	16 1/2 x 7	Bendix	8		
E9HT 2209-AFB	17.5M,21M	16 1/2 x 7	Bendix	8	E9HT 2210-AFB	17.5M,21M	16 1/2 x 7	Bendix	8		
E9HT 2209-AJA	34M	16 1/2 x 7	R(T)	16	E9HT 2210-AJA	34M	16 1/2 x 7	R(T)	16		
E9HT 2209-AKA	38M	16 1/2 x 7	R(T)	17	E9HT 2210-AKA	38M	16 1/2 x 7	R(T)	17		

1990/
TRUCK SERIES 600/900

REAR BRAKE MODEL APPLICATION CHART

1. Determine truck series and model year.
2. When optional brake sizes are shown, determine brake size. The brake size shown is the inside diameter of the brake drum and the width of the related brake shoe lining.
3. When different axle capacities are shown for the same brake size, determine axle capacity from truck warranty plate code.
4. Determine if the brake system is hydraulic or air type and select appropriate parts list number.
5. Refer to affected parts list. Brake component parts lists appear in numerical sequence in this section following the application chart. Brake drums are not included in the parts lists. They are listed with the appropriate hub assembly under Group 1109 in Section 11.2
6. Refer to the appropriate section and page of the Truck Illustration Catalog when necessary for the basic or group numbers of the required parts. Brake components are also listed by part name with their related basic or group number in the Index at the beginning of Section 10.

REAR BRAKE MODEL APPLICATION CHART

TRUCK SERIES	MODEL YEAR	REAR AXLE CAPACITY	BRAKES		PARTS LIST NO.	ILLUS-TRATION SEC PAGE	TRUCK SERIES	MODEL YEAR	REAR AXLE CAPACITY	BRAKES		PARTS LIST NO.	ILLUS-TRATION SEC PAGE
			SIZE	H-HYD. A-AIR						SIZE	H-HYD. A-AIR		
B600	90	13M,15M,	15 x 5	H	1		L800/900	90	13M,15M,	15 x 5	H	1	
	90	17M,19M, 34M	15 x 6	H	2			90	17M,19M, 34M	15 x 6	H	2	
B700	90	13M,15M,	15 x 5	H	1			90	17.5M,18.5M, 22M,34M	15 x 7	H	3	
	90	17M,19M, 34M	15 x 6	H	2			90	18.5M,22M, 23M	16 1/2 x 7	A	8	21.1 1,4
	90	17.5M,18.5M, 22M,34M	15 x 7	H	3			LN700	90	13M,15M,	15 x 5	H	1
C800	90	17M,19M, 34M	15 x 6	H	2		90		17M,19M, 34M	15 x 6	H	2	
	90	17.5M,18.5M, 22M,34M	15 x 7	H	3		90		17.5M,18.5M, 22M,34M	15 x 7	H	3	
	90	18.5M,22M, 23M	16 1/2 x 7	A	8	21.1 1,4	90	18.5M	16 1/2 x 7	A	8	32,35	
CF600/700	90	17.5M,20M	15 x 7	H	3		LN800/900	90	13M,15M,	15 x 5	H	1	
	90	17.5M,20M	16 1/2 x 7	A	4			90	17M,19M, 34M	15 x 6	H	2	
CL900	90	23M	16 1/2 x 7	A	8	21.1 1,4		90	17.5M,18.5M, 22M,34M	15 x 7	H	3	
CT800	90	34M	16 1/2 x 7	A	5	21.1 1,4		90	18.5M,22M, 23M	16 1/2 x 7	A	8	21.1 1,4
CLT900	90	34M,38M,44M	16 1/2 x 7	A	5	21.1 1,4		LNT-LT- LTS800/900	90	13M,15M,	15 x 5	H	1
F600	90	13M,15M,	15 x 5	H	1		90		17M,19M, 34M	15 x 6	H	2	
F-FT700/900	90	13M,15M,	15 x 5	H	1		LTL9000	90	17M,19M, 34M	15 x 6	H	2	
	90	17M,19M, 34M	15 x 6	H	2			90	17.5M,18.5M, 22M,34M	15 x 7	H	3	
	90	17.5M,18.5M, 22M,34M	15 x 7	H	3			LNT-LT- LTS800/900	90	34M	16 1/2 x 7	A	5
	90	18.5M	16 1/2 x 7	A	8	21.1 1,4	90		38M	16 1/2 X 7	A	5	21.1 1,4
	90	22M,23M,34M	16 1/2 x 7	A	7	21.1 1,4	LTL9000	90	44M	16 1/2 X 7	A	6	21.1 1,4

1990/
TRUCK SERIES 600/900

YEAR	RESTRICTIONS	PART NUMBER	QTY.	PART NAME AND DESCRIPTION
PARTS LIST NO. 1				
15 x 5 LUCAS HYDRAULIC BRAKES				
		2007		● LINING KIT (BRAKE SHOE)
90		E6HZ 2007-D	1	
		2B024		WEDGE ASSY. (BRAKE ACTUATOR)
90		E6HZ 2B024-A	2	
		2092		COVER (BRAKE INSPECTOR HOLE)
90		E4HZ 2092-A	4	
		2B107		REPAIR KIT (WHEEL CYLINDER)
90		E6HZ 2B107-A	2	Expander kit
90		E4HZ 2B107-D	2	Wheel cylinder
		2C197		PISTON KIT (WHEEL CYLINDER)
90		E4HZ 2C197-F	1	L.H.
90		E4HZ 2C197-E	1	R.H.
		2C198		EXPANDER ASSY. (BRAKE)
90		E6HZ 2C198-F	1	R.H.
90		E6HZ 2C198-E	1	L.H.
		2D198		HOUSING ASSY. (EXPANDER BRAKE)
90		E6HZ 2D198-A	1	R.H.-1 5/8"
		E6HZ 2D198-B	1	L.H.
		E6HZ 2D198-C	1	R.H.-1 3/4"
		E6HZ 2D198-D	1	L.H.
		2C199		ADJUSTING ASSY. (BRAKE)
90		E4HZ 2C199-A	2	
		2200		SHOE AND LINING KIT (BRAKE)
90	22,000 and over G.V.W.	E4HZ 2200-A	2	
90	Under 22,000 G.V.W.	E6HZ 2200-B	2	
		2C200		ADJUSTER ASSY. (BRAKE PISTON)
90		E4HZ 2C200-C	2	
		2201		BOOT (BRAKE CYLINDER PISTON)
90		E4HZ 2201-C	2	Expander
90		E4HZ 2201-B	2	Cylinder
		2C201		INSERT (BRAKE PORT)
90		E4HZ 2C201-A	2	
		2208		SCREW (BRAKE CYLINDER BLEEDER)
90		E4HZ 2208-A	2	
		2211-12		SPIDER ASSY. (BRAKE CARRIER)
90		E4HZ 2211-E	1	R.H.
		E4HZ 2212-E	1	L.H.
		2261-62		CYLINDER ASSY. (BRAKE)
90		E4HZ 2261-C	1	R.H.
90		E4HZ 2262-C	1	L.H.
		2267-68		TUBE ASSY. (BRAKE)
90		E4HZ 2267-A	1	R.H.
90		E4HZ 2268-A	1	L.H.
		2276		BOLT (CYLINDER CONNECTING)
90		E4HZ 2276-A	2	
		2296-97		SPRING (BRAKE SHOE RETRACTING)
90		E4HZ 2296-A	1	R.H.
90		E4HZ 2297-A	1	L.H.
PARTS LIST NO. 2				
15 x 6 LUCAS HYDRAULIC BRAKES				
		2007		● LINING KIT (BRAKE SHOE)
84/85		E4HZ 2007-J	2	
90		E6HZ 2007-E	1	
		2B024		WEDGE ASSY. (BRAKE ACTUATOR)
90		E6HZ 2B024-A	2	

JULY, 1989

COPYRIGHT © 1989-

FORD MOTOR

—DEARBORN, MICHIGAN

COMPANY

NEW ISSUE

1990/
TRUCK SERIES 600/900

YEAR	RESTRICTIONS	PART NUMBER	QTY.	PART NAME AND DESCRIPTION
PARTS LIST NO. 2 — Cont'd 15 x 6 LUCAS HYDRAULIC BRAKES				
2092 COVER (BRAKE INSPECTION HOLE)				
90		E4HZ 2092-A	4	
2B107 REPAIR KIT (WHEEL CYLINDER)				
90	15M -- exc. w/8M front axle	E4HZ 2B107-B	2	Expander kit
90	15M -- exc. w/8M front axle	E4HZ 2B107-D	2	Wheel cylinder
90	15M (w/8M front axle) 17M,18M,19M	E6HZ 2B107-A	2	Expander kit
90	15M (w/8M front axle) 17M,18M,19M	E4HZ 2B107-C	2	Wheel cylinder
2C197 PISTON KIT (WHEEL CYLINDER)				
90	15M -- exc. w/8M front axle	E4HZ 2C197-G	1	L.H.
90	15M -- exc. w/8M front axle	E4HZ 2C197-H	1	R.H.
90	15M (w/8M front axle) 17M,18M,19M	E4HZ 2C197-E	1	R.H.
90	15M (w/8M front axle) 17M,18M,19M	E4HZ 2C197-F	1	L.H.
2C198 EXPANDER ASSY. (BRAKE)				
90	15M -- exc. w/8M front axle	E4HZ 2C198-H	1	R.H.
90	15M -- exc. w/8M front axle	E4HZ 2C198-G	1	L.H.
90	15M (w/8M front axle) 17M,18M,19M	E6HZ 2C198-F	1	R.H.
90	15M (w/8M front axle) 17M,18M,19M	E6HZ 2C198-E	1	L.H.
2D198 HOUSING ASSY. (EXPANDER BRAKE)				
90		E6HZ 2D198-A	1	R.H.-1 5/8"
		E6HZ 2D198-B	1	L.H.
		E6HZ 2D198-C	1	R.H.-1 3/4"
		E6HZ 2D198-D	1	L.H.
2C199 ADJUSTING ASSY. (BRAKE)				
90		E4HZ 2C199-A	2	
2200 SHOE AND LINING (BRAKE)				
90	22,000 and over G.V.W.	E4HZ 2200-B	1	
90	Under 22,000 G.V.W.	E6HZ 2200-C	2	
2C200 ADJUSTER ASSY. (BRAKE PISTON)				
90	15M -- exc. w/8M front axle	E4HZ 2C200-D	2	
90	15M (w/8M front axle) 17M,18M,19M	E4HZ 2C200-C	2	
2201 BOOT (BRAKE CYLINDER PISTON)				
90		E4HZ 2201-C	2	Expander
90		E4HZ 2201-B	2	Cylinder
2C201 INSERT (BRAKE PORT)				
90		E4HZ 2C201-A	2	
2208 SCREW (BRAKE CYLINDER BLEEDER)				
90		E4HZ 2208-A	2	
2211-12 SPIDER ASSY. (BRAKE CARRIER)				
		E4HZ 2211-F	1	R.H.
		E4HZ 2212-F	1	L.H.
2261-62 CYLINDER ASSY. (BRAKE)				
90	15M -- exc. w/8M front axle	E4HZ 2261-D	1	R.H.
90	15M -- exc. w/8M front axle	E4HZ 2262-D	1	L.H.
90	15M (w/8M front axle) 17M,18M,19M	E4HZ 2261-C	1	R.H.

1990/
TRUCK SERIES 600/900

YEAR	RESTRICTIONS	PART NUMBER	QTY.	PART NAME AND DESCRIPTION
PARTS LIST NO. 2 — Cont'd				
15 x 6 LUCAS HYDRAULIC BRAKES				
		2261-62		CYLINDER ASSY. (BRAKE) — Cont'd
90	15M (w/8M front axle) 17M,18M,19M	E4HZ 2262-C	1	L.H.
		2267-68		TUBE ASSY. (BRAKE)
90		E4HZ 2267-A	1	R.H.
90		E4HZ 2268-A	1	L.H.
		2276		BOLT (CYLINDER CONNECTING)
90		E4HZ 2276-A	2	
		2296-97		SPRING (BRAKE SHOE RETRACTING)
90		E4HZ 2296-A	1	R.H.
90		E4HZ 2297-A	1	L.H.
PARTS LIST NO. 3				
15 x 7 LUCAS HYDRAULIC BRAKES				
		2007		● LINING KIT (BRAKE SHOE)
90	22M axle	E4HZ 2007-L	2	
90	17.5M,18.5M,34M axles	E4HZ 2007-K	2	
		2B024		WEDGE ASSY. (BRAKE ACTUATOR)
90		E6HZ 2B024-A	2	
		2092		COVER (BRAKE INSPECTION HOLE)
90		E4HZ 2092-A	2	
		2B107		REPAIR KIT (WHEEL CYLINDER)
90	17.5M,18M,22M axles	E6HZ 2B107-A	2	Expander kit
90	34M axle	E6HZ 2B107-B	2	Expander kit
90	17.5M,18.5M,22M axles	E4HZ 2B107-C	2	Wheel cylinder
90	34M axle	E4HZ 2B107-D	2	Wheel cylinder
		2C197		PISTON KIT (WHEEL CYLINDER)
90	17.5M,18.5M,22M axles	E4HZ 2C197-E	1	R.H.
90	17.5M,18.5M,22M axles	E4HZ 2C197-F	1	L.H.
90	34M axle	E4HZ 2C197-G	1	L.H.
90	34M axle	E4HZ 2C197-H	1	R.H.
		2C198		EXPANDER ASSY. (BRAKE)
90	17M,18.5M,22M axles	E6HZ 2C198-F	1	R.H.
90	17M,18.5M,22M axles	E6HZ 2C198-E	1	L.H.
90	34M axle	E6HZ 2C198-H	1	R.H.
90	34M axle	E6HZ 2C198-G	1	L.H.
		2D198		HOUSING ASSY. (EXPANDER BRAKE)
90		E6HZ 2D198-A	1	R.H.—1 5/8"
		E6HZ 2D198-B	1	L.H.
		E6HZ 2D198-C	1	R.H.—1 3/4"
		E6HZ 2D198-D	1	L.H.
		2C199		ADJUSTING ASSY. (BRAKE)
90		E4HZ 2C199-A	2	
		2200		SHOE AND LINING (BRAKE)
90	17.5M,18.5M,21M,34M axles	E4HZ 2200-C	2	
90	22M axles	E4HZ 2200-D	2	
		2C200		ADJUSTER ASSY. (BRAKE PISTON)
90	17.5M,18.5M,22M axles	E4HZ 2C200-C	2	
90	34M axle	E4HZ 2C200-D	2	
		2201		BOOT (BRAKE CYLINDER PISTON)
90		E4HZ 2201-C	2	Expander
90		E4HZ 2201-B	2	Cylinder
		2C201		INSERT (BRAKE PORT)
90		E4HZ 2C201-A	2	

1990/
TRUCK SERIES 600/900

YEAR	RESTRICTIONS	PART NUMBER	QTY.	PART NAME AND DESCRIPTION
PARTS LIST NO. 3 — Cont'd				
15 x 7 LUCAS HYDRAULIC BRAKES				
		2208		SCREW (BRAKE CYLINDER BLEEDER)
90		E4HZ 2208-A	2	
		2211-12		SPIDER ASSY. (BRAKE CARRIER)
		E4HZ 2211-F	1	R.H.
		E4HZ 2212-F	1	L.H.
		2261-62		CYLINDER ASSY. (BRAKE)
90	17.5M,18.5M,22M axles	E4HZ 2261-C	1	R.H.
90	17.5M,18.5M,22M axles	E4HZ 2262-C	1	L.H.
90	34M axle	E4HZ 2261-D	1	R.H.
90	34M axle	E4HZ 2262-D	1	L.H.
		2267-68		TUBE ASSY. (BRAKE)
90		E4HZ 2267-A	1	R.H.
90		E4HZ 2268-A	1	L.H.
		2276		BOLT (CYLINDER CONNECTING)
90		E4HZ 2276-A	2	
		2296-97		SPRING (BRAKE SHOE RETRACTING)
90		E4HZ 2296-A	1	R.H.
90		E4HZ 2297-A	1	L.H.
PARTS LIST NO. 4				
16 1/2 x 7 BENDIX CAM AIR BRAKES				
90		E6HZ 2007-K	1	Lining kit (brake)
90		E6HZ 2023-B	1	Roller kit (air brake slave)
90		E6HZ 2045-A	1	Pin kit (brake shoe to cam. roller)
90		E6HZ 2200-A	1	Shoe and lining kit (brake)
90		E7HZ 2200-B	1	Shoe and lining set (brake)
90		E6HZ 2211-A	2	Spider assy. (brake carrier)
90		E8HZ 2214-A	1	Dust shield kit (brake)
90		E6HZ 2237-B	1	Bushing kit (brake camshaft)
90		E6HZ 2296-A	1	Spring kit (brake shoe retracting)
90		E6HZ 2310-A	1	Bracket kit (brake camshaft)-R.H.
90		E6HZ 2311-A	1	Bracket kit (brake camshaft)-L.H.
90		E7HZ 2314-A	2	Adjuster assy. (brake)-automatic
90		C5TZ 2315-A	2	Adjuster assy. (brake)-manual
90		E6HZ 2316-A	1	Camshaft kit (brake)-R.H.
90		E7HZ 2316-B	1	Camshaft kit (brake)-R.H.
90		E6HZ 2317-A	1	Camshaft kit (brake)-L.H.
90		E7HZ 2317-B	1	Camshaft kit (brake)-L.H.
PARTS LIST NO.5				
16 1/2 x 7 BENDIX AIR BRAKES				
90		★ 2007	1	Serviced in 2200 kit
90		E8HZ 2023-A	1	Roller kit (air brake shoe)
90		E8HZ 2045-A	1	Pin kit (brake shoe to cam. roller)
90		E8HZ 2200-A	1	Shoe and lining kit
90		E9HZ 2211-A	2	Spider assy. (brake carrier)
90		E8HZ 2214-A	1	Dustshield kit (brake)
90		E8HZ 2237-A	1	Bushing kit (brake camshaft)
90		E8HZ 2296-A	1	Spring kit (brake shoe retracting)
90		E9HZ 2310-A	1	Bracket kit (brake camshaft)-R.H.
90		E9HZ 2311-A	1	Bracket kit (brake camshaft)-L.H.
90		E9HZ 2314-A	1	Adjuster assy. (brake)-manual-Bendix
90		E9HZ 2314-B	1	Adjuster assy. (brake)-automatic
90		E9HZ 2314-C	1	Adjuster assy. (brake)-manual-Midland
90		E9HZ 2316-A	1	Camshaft kit (brake)-R.H.
90		E9HZ 2317-A	1	Camshaft kit (brake)-L.H.

1990/
TRUCK SERIES 600/900

YEAR	RESTRICTIONS	PART NUMBER	QTY.	PART NAME AND DESCRIPTION
PARTS LIST NO. 6				
16 1/2 x 7 BENDIX AIR BRAKES				
90		★ 2007	1	Serviced in 2200 kit
90		E8HZ 2023-A	1	Roller kit (air brake shoe)
90		E8HZ 2045-A	1	Pin kit (brake shoe to cam. roller)
90		E9HZ 2200-A	1	Shoe and lining kit
90		E9HZ 2211-A	2	Spider assy. (brake carrier)
90		E8HZ 2214-A	1	Dustshield kit (brake)
90		E8HZ 2237-A	1	Bushing kit (brake camshaft)
90		E8HZ 2296-A	1	Spring kit (brake shoe retracting)
90		E9HZ 2310-A	1	Bracket kit (brake camshaft)-R.H.
90		E9HZ 2311-A	1	Bracket kit (brake camshaft)-L.H.
90		E9HZ 2314-A	1	Adjuster assy. (brake)-manual-Bendix
90		E9HZ 2314-B	1	Adjuster assy. (brake)-automatic
90		E9HZ 2314-C	1	Adjuster assy. (brake)-manual-Midland
90		E9HZ 2316-A	1	Camshaft kit (brake)-R.H.
90		E9HZ 2317-A	1	Camshaft kit (brake)-L.H.

PARTS LIST NO. 7				
16 1/2 x 7 BENDIX AIR BRAKES				
90		★ 2007	1	Serviced in 2200 kit
90		E8HZ 2023-A	1	Roller kit (air brake shoe)
90		E8HZ 2045-A	1	Pin kit (brake shoe to cam. roller)
90		E9HZ 2200-A	1	Shoe and lining kit
90		E8HZ 2211-B	2	Spider assy. (brake carrier)
90		E8HZ 2214-A	1	Dustshield kit (brake)
90		E8HZ 2237-A	1	Bushing kit (brake camshaft)
90		E8HZ 2296-A	1	Spring kit (brake shoe retracting)
90		E8HZ 2310-A	1	Bracket kit (brake camshaft)-R.H.
90		E8HZ 2311-A	1	Bracket kit (brake camshaft)-L.H.
90		E9HZ 2314-A	1	Adjuster assy. (brake)-manual-Bendix
90		E9HZ 2314-B	1	Adjuster assy. (brake)-automatic
90		E9HZ 2314-C	1	Adjuster assy. (brake)-manual-Midland
90		E8HZ 2316-A	1	Camshaft kit (brake)-R.H.
90		E8HZ 2317-A	1	Camshaft kit (brake)-L.H.

PARTS LIST NO. 8				
16 1/2 x 7 BENDIX AIR BRAKES				
90		★ 2007	1	Serviced in 2200 kit
90		E8HZ 2023-A	1	Roller kit (air brake shoe)
90		E8HZ 2045-A	1	Pin kit (brake shoe to cam. roller)
90		E8HZ 2200-A	1	Shoe and lining kit
90		E8HZ 2211-B	2	Spider assy. (brake carrier)
90		E8HZ 2214-A	1	Dustshield kit (brake)
90		E8HZ 2237-A	1	Bushing kit (brake camshaft)
90		E8HZ 2296-A	1	Spring kit (brake shoe retracting)
90		E8HZ 2310-A	1	Bracket kit (brake camshaft)-R.H.
90		E8HZ 2311-A	1	Bracket kit (brake camshaft)-L.H.
90		E9HZ 2314-A	1	Adjuster assy. (brake)-manual-Bendix
90		E9HZ 2314-B	1	Adjuster assy. (brake)-automatic
90		E9HZ 2314-C	1	Adjuster assy. (brake)-manual-Midland
90		E8HZ 2316-A	1	Camshaft kit (brake)-R.H.
90		E8HZ 2317-A	1	Camshaft kit (brake)-L.H.

1990/
TRUCK SERIES 600/900

YEAR	RESTRICTIONS	PART NUMBER	QTY.	PART NAME AND DESCRIPTION
PARTS LIST NO. 9				
16 1/2 x 7 ROCKWELL AIR BRAKES				
90		E9HZ 2007-C	1	Lining kit (Brake shoe)
90		D5HZ 2B038-A	2	Seal Assy. (Brake Spider Camshaft)
90		B8QH 2045-A	2	Pin (Brake shoe to cam roller)
90		C7TZ 2B087-A	4	Bushing (shoe anchor pin)
90		C3TZ 2092-A	4	Cover (Dust)
90		E1HZ 2125-A	4	Spring (Brake shoe retainer)
90		E1HZ 2138-A	2	Washer-Flat-2 3/8" O.D. - 1 17/32" I.D.
90		E1HZ 2138-B	2	Washer-Thick-4 13/16" long
90		E1HZ 2138-C	4	Washer
90		E7HZ 2138-A	2	Washer
90		E9HZ 2211-D	2	Spider assy. (Brake Carrier)
90		E1HZ 2214-F	2	Dustshield (Brake Carrier)
90		E9HZ 2218-A	4	Shoe and Lining Assy. (Brake)
90		B8QH 2237-A	2	Bushing (Brake Camshaft)
90		D8HZ 2296-A	2	Spring (Brake Shoe Retracting)
90		E9HZ 2310-H	1	Bracket assy. (Brake Camshaft) - R.H.
90		E9HZ 2311-H	1	Bracket assy. (Brake Camshaft) - L.H.
90		E0HZ 2A311-A	2	Seal (Brake Camshaft oil)
90		E9HZ 2314-A	2	Adjuster Assy. (Brake) - Manual-Bendix
90		E9HZ 2314-B	2	Adjuster Assy. (Brake) - Auto.
90		E9HZ 2314-C	2	Adjuster Assy. (Brake) - Manual-Midland
90		E1HZ 2316-E	1	Camshaft (Brake) - L.H.
90		E1HZ 2317-E	1	Camshaft (Brake) - R.H.
90		E1HZ 2318-A	2	Ring (Brake Camshaft Retainer External)
90		E1HZ 2333-A	4	Pin (Brake Shoe Anchor)
90		B8QH 2341-A	2	Pin (Brake Shoe Retracting Spring)
90		E2HZ 2356-A	2	Retainer (Brake Shoe Roller)

PARTS LIST NO. 10
16 1/2 X 7 ROCKWELL AIR BRAKES

90		E7HZ 2007-A	1	Lining kit (Brake shoe)
90		D5HZ 2B038-A	2	Seal Assy. (Brake Spider Camshaft)
90		B8QH 2045-A	2	Pin (Brake shoe to cam roller)
90		C7TZ 2B087-A	4	Bushing (shoe anchor pin)
90		C3TZ 2092-A	4	Cover (Dust)
90		E1HZ 2125-A	4	Spring (Brake shoe retainer)
90		E1HZ 2138-A	2	Washer-Flat-2 3/8" O.D. - 1 17/32" I.D.
90		E1HZ 2138-B	2	Washer-Thick-4 13/16" long
90		E1HZ 2138-C	4	Washer
90		E7HZ 2138-A	2	Washer
90		E9HZ 2211-D	2	Spider assy. (Brake Carrier)
90		E1HZ 2214-F	2	Dustshield (Brake Carrier)
90		B8QH 2237-A	2	Bushing (Brake Camshaft)
90		D8HZ 2296-A	2	Spring (Brake Shoe Retracting)
90		E9HZ 2310-H	1	Bracket assy. (Brake Camshaft) - R.H.
90		E9HZ 2311-H	1	Bracket assy. (Brake Camshaft) - L.H.
90		E0HZ 2A311-A	2	Seal (Brake Camshaft oil)
90		E9HZ 2314-A	2	Adjuster Assy. (Brake) - Manual-Bendix
90		E9HZ 2314-B	2	Adjuster Assy. (Brake) - Auto.
90		E9HZ 2314-C	2	Adjuster Assy. (Brake) - Manual-Midland
90		E1HZ 2316-E	1	Camshaft (Brake) - L.H.
90		E1HZ 2317-E	1	Camshaft (Brake) - R.H.
90		E1HZ 2318-A	2	Ring (Brake Camshaft Retainer External)
90		E1HZ 2333-A	4	Pin (Brake Shoe Anchor)
90		B8QH 2341-A	2	Pin (Brake Shoe Retracting Spring)
90		E2HZ 2356-A	2	Retainer (Brake Shoe Roller)
90		E7HZ 2200-A	1	Shoe and Lining Kit (Brake)

1990/
TRUCK SERIES 600/900

YEAR	RESTRICTIONS	PART NUMBER	QTY.	PART NAME AND DESCRIPTION
PARTS LIST NO. 11				
16 1/2 X 7 ROCKWELL AIR BRAKES				
90		E7HZ 2007-A	1	Lining kit (Brake shoe)
90		D5HZ 2B038-A	2	Seal Assy. (Brake Spider Camshaft)
90		B8QH 2045-A	2	Pin (Brake shoe to cam roller)
90		C7TZ 2B087-A	4	Bushing (shoe anchor pin)
90		C3TZ 2092-A	4	Cover (Dust)
90		E1HZ 2125-A	4	Spring (Brake shoe retainer)
90		E1HZ 2138-A	2	Washer-Flat-2 3/8" O.D. - 1 17/32" I.D.
90		E1HZ 2138-B	2	Washer-Thick-4 13/16" long
90		E1HZ 2138-C	4	Washer
90		E7HZ 2138-A	2	Washer
90		E7HZ 2200-A	1	Shoe and Lining Kit (Brake)
90		E9HZ 2211-B	2	Spider assy. (Brake Carrier)
90		E1HZ 2214-F	2	Dustshield (Brake Carrier)
90		B8QH 2237-A	2	Bushing (Brake Camshaft)
90		D8HZ 2296-A	2	Spring (Brake Shoe Retracting)
90		E9HZ 2310-B	1	Bracket assy. (Brake Camshaft) - R.H.
90		E9HZ 2311-B	1	Bracket assy. (Brake Camshaft) - L.H.
90		E0HZ 2A311-A	2	Seal (Brake Camshaft oil)
90		E9HZ 2314-A	2	Adjuster Assy. (Brake) - Manual-Bendix
90		E9HZ 2314-B	2	Adjuster Assy. (Brake) - Auto.
90		E9HZ 2314-C	2	Adjuster Assy. (Brake) - Manual-Midland
90		E1HZ 2316-A	1	Camshaft (Brake) - R.H.
90		E1HZ 2317-A	1	Camshaft (Brake) - L.H.
90		E1HZ 2318-A	2	Ring (Brake Camshaft Retainer External)
90		E1HZ 2333-A	4	Pin (Brake Shoe Anchor)
90		B8QH 2341-A	2	Pin (Brake Shoe Retracting Spring)
90		E2HZ 2356-A	2	Retainer (Brake Shoe Roller)
PARTS LIST NO. 12				
16 1/2 X 7 ROCKWELL AIR BRAKES				
90		E7HZ 2007-A	1	Lining kit (Brake shoe)
90		E9HZ 2B026-A	4	Clip (Brake Shoe Hold Down)
90		D5HZ 2B038-A	2	Seal Assy. (Brake Spider Camshaft)
90		B8QH 2045-A	2	Pin (Brake shoe to cam roller)
90		C7TZ 2B087-A	4	Bushing (shoe anchor pin)
90		C3TZ 2092-A	4	Cover (Dust)
90		E1HZ 2125-A	4	Spring (Brake shoe retainer)
90		E1HZ 2138-A	2	Washer-Flat-2 3/8" O.D. - 1 17/32" I.D.
90		E1HZ 2138-B	2	Washer-Thick-4 13/16" long
90		E1HZ 2138-C	4	Washer
90		E7HZ 2138-A	2	Washer
90		E7HZ 2200-A	1	Shoe and Lining Kit (Brake)
90		E9HZ 2211-C	2	Spider assy. (Brake Carrier)
90		E1HZ 2214-F	2	Dustshield (Brake Carrier)
90		B8QH 2237-A	2	Bushing (Brake Camshaft)
90		D8HZ 2296-A	2	Spring (Brake Shoe Retracting)
90		E9HZ 2310-G	1	Bracket assy. (Brake Camshaft) - R.H.
90		E9HZ 2311-G	1	Bracket assy. (Brake Camshaft) - L.H.
90		E0HZ 2A311-A	2	Seal (Brake Camshaft oil)
90		E9HZ 2314-A	2	Adjuster Assy. (Brake) - Manual-Bendix
90		E9HZ 2314-B	2	Adjuster Assy. (Brake) - Auto.
90		E9HZ 2314-C	2	Adjuster Assy. (Brake) - Manual-Midland
90		E1HZ 2316-E	1	Camshaft (Brake) - L.H.
90		E1HZ 2317-E	1	Camshaft (Brake) - R.H.
90		E1HZ 2318-A	2	Ring (Brake Camshaft Retainer External)
90		E1HZ 2333-A	4	Pin (Brake Shoe Anchor)
90		B8QH 2341-A	2	Pin (Brake Shoe Retracting Spring)
90		E2HZ 2356-A	2	Retainer (Brake Shoe Roller)
90		E7HZ 4P123-A	4	Cap (Screw)

1990/
TRUCK SERIES 600/900

YEAR	RESTRICTIONS	PART NUMBER	QTY.	PART NAME AND DESCRIPTION
PARTS LIST NO. 13				
16 1/2 X 7 ROCKWELL AIR BRAKES				
90		E7HZ 2007-A	1	Lining kit (Brake shoe)
90		D5HZ 2B038-A	2	Seal Assy. (Brake Spider Camshaft)
90		B8QH 2045-A	2	Pin (Brake shoe to cam roller)
90		C7TZ 2B087-A	4	Bushing (shoe anchor pin)
90		C3TZ 2092-A	4	Cover (Dust)
90		E1HZ 2125-A	4	Spring (Brake shoe retainer)
90		E1HZ 2138-A	2	Washer-Flat-2 3/8" O.D. - 1 17/32" I.D.
90		E1HZ 2138-B	2	Washer-Thick-4 13/16" long
90		E1HZ 2138-C	4	Washer
90		E7HZ 2138-A	2	Washer
90		E7HZ 2200-A	1	Shoe and Lining kit (Brake)
90		E9HZ 2211-D	2	Spider assy. (Brake Carrier)
90		E1HZ 2214-F	2	Dustshield (Brake Carrier)
90		B8QH 2237-A	2	Bushing (Brake Camshaft)
90		D8HZ 2296-A	2	Spring (Brake Shoe Retracting)
90		E9HZ 2310-C	1	Bracket assy. (Brake Camshaft) - R.H.
90		E9HZ 2311-C	1	Bracket assy. (Brake Camshaft) - L.H.
90		E0HZ 2A311-A	2	Seal (Brake Camshaft oil)
90		E9HZ 2314-A	2	Adjuster Assy. (Brake) - Manual-Bendix
90		E9HZ 2314-B	2	Adjuster Assy. (Brake) - Auto.
90		E9HZ 2314-C	2	Adjuster Assy. (Brake) - Manual-Midland
90		E1HZ 2316-A	1	Camshaft (Brake) - R.H.
90		E1HZ 2317-A	1	Camshaft (Brake) - L.H.
90		E1HZ 2318-A	2	Ring (Brake Camshaft Retainer External)
90		E1HZ 2333-A	4	Pin (Brake Shoe Anchor)
90		B8QH 2341-A	2	Pin (Brake Shoe Retracting Spring)
90		E2HZ 2356-A	2	Retainer (Brake Shoe Roller)

PARTS LIST NO. 14

16 1/2 X 7 ROCKWELL AIR BRAKES

90		E9HZ 2007-C	1	Lining kit (Brake shoe)
90		D5HZ 2B038-A	2	Seal Assy. (Brake Spider Camshaft)
90		B8QH 2045-A	2	Pin (Brake shoe to cam roller)
90		C7TZ 2B087-A	4	Bushing (shoe anchor pin)
90		C3TZ 2092-A	4	Cover (Dust)
90		E1HZ 2125-A	4	Spring (Brake shoe retainer)
90		E1HZ 2138-A	2	Washer-Flat-2 3/8" O.D. - 1 17/32" I.D.
90		E1HZ 2138-B	2	Washer-Thick-4 13/16" long
90		E1HZ 2138-C	4	Washer
90		E7HZ 2138-A	2	Washer
90		E9HZ 2211-B	2	Spider assy. (Brake Carrier)
90		E1HZ 2214-F	2	Dustshield (Brake Carrier)
90		E9HZ 2218-A	4	Shoe and Lining Assy. (Brake)
90		B8QH 2237-A	2	Bushing (Brake Camshaft)
90		D8HZ 2296-A	2	Spring (Brake Shoe Retracting)
90		E9HZ 2310-K	1	Bracket assy. (Brake Camshaft) - R.H.
90		E9HZ 2311-K	1	Bracket assy. (Brake Camshaft) - L.H.
90		E0HZ 2A311-A	2	Seal (Brake Camshaft oil)
90		E9HZ 2314-A	2	Adjuster Assy. (Brake) - Manual-Bendix
90		E9HZ 2314-B	2	Adjuster Assy. (Brake) - Auto.
90		E9HZ 2314-C	2	Adjuster Assy. (Brake) - Manual-Midland
90		E1HZ 2316-E	1	Camshaft (Brake) - L.H.
90		E1HZ 2317-E	1	Camshaft (Brake) - R.H.
90		E1HZ 2318-A	2	Ring (Brake Camshaft Retainer External)
90		E1HZ 2333-A	4	Pin (Brake Shoe Anchor)
90		B8QH 2341-A	2	Pin (Brake Shoe Retracting Spring)
90		E2HZ 2356-A	2	Retainer (Brake Shoe Roller)

1990/
TRUCK SERIES 600/900

YEAR	RESTRICTIONS	PART NUMBER	QTY.	PART NAME AND DESCRIPTION
PARTS LIST NO. 15				
16 1/2 X 7 ROCKWELL AIR BRAKES				
90		E7HZ 2007-A	1	Lining kit (Brake shoe)
90		D5HZ 2B038-A	2	Seal Assy. (Brake Spider Camshaft)
90		B8QH 2045-A	2	Pin (Brake shoe to cam roller)
90		C7TZ 2B087-A	4	Bushing (shoe anchor pin)
90		C3TZ 2092-A	4	Cover (Dust)
90		E1HZ 2125-A	4	Spring (Brake shoe retainer)
90		E1HZ 2138-A	2	Washer-Flat-2 3/8" O.D. - 1 17/32" I.D.
90		E1HZ 2138-B	2	Washer-Thick-4 13/16" long
90		E1HZ 2138-C	4	Washer
90		E7HZ 2138-A	2	Washer
90		E7HZ 2200-A	1	Shoe and Lining Kit (Brake)
90		E9HZ 2211-B	2	Spider assy. (Brake Carrier)
90		E1HZ 2214-F	2	Dustshield (Brake Carrier)
90		B8QH 2237-A	2	Bushing (Brake Camshaft)
90		D8HZ 2296-A	2	Spring (Brake Shoe Retracting)
90		E9HZ 2310-E	1	Bracket assy. (Brake Camshaft) - R.H.
90		E9HZ 2311-E	1	Bracket assy. (Brake Camshaft) - L.H.
90		E0HZ 2A311-A	2	Seal (Brake Camshaft oil)
90		E9HZ 2314-A	2	Adjuster Assy. (Brake) - Manual-Bendix
90		E9HZ 2314-B	2	Adjuster Assy. (Brake) - Auto.
90		E9HZ 2314-C	2	Adjuster Assy. (Brake) - Manual-Midland
90		E1HZ 2316-A	1	Camshaft (Brake) - R.H.
90		E1HZ 2317-A	1	Camshaft (Brake) - L.H.
90		E1HZ 2318-A	2	Ring (Brake Camshaft Retainer External)
90		E1HZ 2333-A	4	Pin (Brake Shoe Anchor)
90		B8QH 2341-A	2	Pin (Brake Shoe Retracting Spring)
90		E2HZ 2356-A	2	Retainer (Brake Shoe Roller)

PARTS LIST NO. 16				
16 1/2 X 7 ROCKWELL AIR BRAKES				
90		E7HZ 2007-A	1	Lining kit (Brake shoe)
90		D5HZ 2B038-A	2	Seal Assy. (Brake Spider Camshaft)
90		B8QH 2045-A	2	Pin (Brake shoe to cam roller)
90		C7TZ 2B087-A	4	Bushing (shoe anchor pin)
90		C3TZ 2092-A	4	Cover (Dust)
90		E1HZ 2125-A	4	Spring (Brake shoe retainer)
90		E1HZ 2138-A	2	Washer-Flat-2 3/8" O.D. - 1 17/32" I.D.
90		E1HZ 2138-B	2	Washer-Thick-4 13/16" long
90		E1HZ 2138-C	4	Washer
90		E7HZ 2138-A	2	Washer
90		E7HZ 2200-A	1	Shoe and Lining Kit (Brake)
90		E4HZ 2211-C	2	Spider assy. (Brake Carrier)
90		E1HZ 2214-F	2	Dustshield (Brake Carrier)
90		B8QH 2237-A	2	Bushing (Brake Camshaft)
90		D8HZ 2296-A	2	Spring (Brake Shoe Retracting)
90		E9HZ 2310-D	1	Bracket assy. (Brake Camshaft) - R.H.
90		E9HZ 2311-D	1	Bracket assy. (Brake Camshaft) - L.H.
90		E0HZ 2A311-A	2	Seal (Brake Camshaft oil)
90		E9HZ 2314-A	2	Adjuster Assy. (Brake) - Manual-Bendix
90		E9HZ 2314-B	2	Adjuster Assy. (Brake) - Auto.
90		E9HZ 2314-C	2	Adjuster Assy. (Brake) - Manual-Midland
90		E1HZ 2316-E	1	Camshaft (Brake) - L.H.
90		E1HZ 2317-E	1	Camshaft (Brake) - R.H.
90		E1HZ 2318-A	2	Ring (Brake Camshaft Retainer External)
90		E1HZ 2333-A	4	Pin (Brake Shoe Anchor)
90		B8QH 2341-A	2	Pin (Brake Shoe Retracting Spring)
90		E2HZ 2356-A	2	Retainer (Brake Shoe Roller)

1990/
TRUCK SERIES 600/900

YEAR	RESTRICTIONS	PART NUMBER	QTY.	PART NAME AND DESCRIPTION
PARTS LIST NO. 17				
16 1/2 X 7 ROCKWELL AIR BRAKES				
90		E7HZ 2007-A	1	Lining kit (Brake shoe)
90		D5HZ 2B038-A	2	Seal Assy. (Brake Spider Camshaft)
90		B8QH 2045-A	2	Pin (Brake shoe to cam roller)
90		C7TZ 2B087-A	4	Bushing (shoe anchor pin)
90		C3TZ 2092-A	4	Cover (Dust)
90		E1HZ 2125-A	4	Spring (Brake shoe retainer)
90		E1HZ 2138-A	2	Washer-Flat-2 3/8" O.D. - 1 17/32" I.D.
90		E1HZ 2138-B	2	Washer-Thick-4 13/16" long
90		E1HZ 2138-C	4	Washer
90		E7HZ 2138-A	2	Washer
90		E7HZ 2200-A	1	Shoe and Lining Kit (Brake)
90		E1HZ 2211-C	2	Spider assy. (Brake Carrier)
90		E1HZ 2214-F	2	Dustshield (Brake Carrier)
90		B8QH 2237-A	2	Bushing (Brake Camshaft)
90		D8HZ 2296-A	2	Spring (Brake Shoe Retracting)
90		E9HZ 2310-F	1	Bracket assy. (Brake Camshaft) - R.H.
90		E9HZ 2311-F	1	Bracket assy. (Brake Camshaft) - L.H.
90		E0HZ 2A311-A	2	Seal (Brake Camshaft oil)
90		E9HZ 2314-A	2	Adjuster Assy. (Brake) - Manual-Bendix
90		E9HZ 2314-B	2	Adjuster Assy. (Brake) - Auto.
90		E9HZ 2314-C	2	Adjuster Assy. (Brake) - Manual-Midland
90		E1HZ 2316-E	1	Camshaft (Brake) - R.H.
90		E1HZ 2317-E	1	Camshaft (Brake) - L.H.
90		E1HZ 2318-A	2	Ring (Brake Camshaft Retainer External)
90		E1HZ 2333-A	4	Pin (Brake Shoe Anchor)
90		B8QH 2341-A	2	Pin (Brake Shoe Retracting Spring)
90		E2HZ 2356-A	2	Retainer (Brake Shoe Roller)
PARTS LIST NO. 18				
16 1/2 X 7 ROCKWELL AIR BRAKES				
90		E9HZ 2007-C	1	Lining kit (Brake shoe)
90		D5HZ 2B038-A	2	Seal Assy. (Brake Spider Camshaft)
90		B8QH 2045-A	2	Pin (Brake shoe to cam roller)
90		C7TZ 2B087-A	4	Bushing (shoe anchor pin)
90		C3TZ 2092-A	4	Cover (Dust)
90		E1HZ 2125-A	4	Spring (Brake shoe retainer)
90		E1HZ 2138-A	2	Washer-Flat-2 3/8" O.D. - 1 17/32" I.D.
90		E1HZ 2138-B	2	Washer-Thick-4 13/16" long
90		E1HZ 2138-C	4	Washer
90		E7HZ 2138-A	2	Washer
90		E9HZ 2211-B	2	Spider assy. (Brake Carrier)
90		E1HZ 2214-F	2	Dustshield (Brake Carrier)
90		E9HZ 2218-A	4	Shoe and Lining Assy. (Brake)
90		B8QH 2237-A	2	Bushing (Brake Camshaft)
90		D8HZ 2296-A	2	Spring (Brake Shoe Retracting)
90		E9HZ 2310-E	1	Bracket assy. (Brake Camshaft) - R.H.
90		E9HZ 2311-E	1	Bracket assy. (Brake Camshaft) - L.H.
90		E0HZ 2A311-A	2	Seal (Brake Camshaft oil)
90		E9HZ 2314-A	2	Adjuster Assy. (Brake) - Manual-Bendix
90		E9HZ 2314-B	2	Adjuster Assy. (Brake) - Auto.
90		E9HZ 2314-C	2	Adjuster Assy. (Brake) - Manual-Midland
90		E7HZ 2316-A	1	Camshaft (Brake) - R.H.
90		E7HZ 2317-A	1	Camshaft (Brake) - L.H.
90		E1HZ 2318-A	2	Ring (Brake Camshaft Retainer External)
90		E1HZ 2333-A	4	Pin (Brake Shoe Anchor)
90		B8QH 2341-A	2	Pin (Brake Shoe Retracting Spring)
90		E2HZ 2356-A	2	Retainer (Brake Shoe Roller)

1990/
TRUCK SERIES 600/900

YEAR	MODEL/RESTRICTIONS	PART NUMBER	DESCRIPTION	QTY.
2B301	Refer to Front Brake Parts Lists Section 20.1			
2304	Refer to Front Brake Parts Lists Section 20.1			
2305	Refer to Front Brake Parts Lists Section 20.1			
2306	BRACKET (FRONT BRAKE AIR CHAMBER)			
90	C-CT800	B6QH 2306-A		2
90	LN-LNT600/900, L-LT-LTL-LTS800/900			2
90	C-CT800/900 -- 15M axle	B8QH 2306-C		2
2A307	TUBE (BRAKE AIR HAND CONTROL VALVE TO FOOT CONTROL VALVE TRACTOR TRAILER EQUIPMENT) Improvise from bulk tubing (2269) and improvise insulators from rubber hose, friction tape, etc.			
2308	Refer to Booster Parts Lists Section 23.1			
2308-9	Refer to Front Brake Parts Lists Section 20.1			
2A308	SPACER (BRAKE MANIFOLD AIR FITTING)			
90	C800	C1TT 2A308-A		1
2309	BOOSTER REPAIR KIT (POWER BRAKE)-Refer to Booster Parts Lists Section 23.1 for Model Usage			
2A309	BUSHING (BRAKE MASTER CYLINDER PUSH ROD)-Also refer to group 2474			
90	B-F-FT600/900	C1TT 2A309-A	Brake-9/16" I.D.x5/8" O.D.x5/16" long-Nylon	2
90	C-CT800, L800/900, LN600/900, LNT-LT-LTS800/900			1
90	CL-CLT900		Clutch master cylinder	1
90	C800 -- split H/V brakes	C8HZ 2A309-A		1
90	LN600/700, L-LT800/900 -- H/V brakes	D0HZ 2A309-A		1
90	LN-LNT800 -- gas and H/V brakes			1
2310-1	Refer to Rear Brake Parts Lists Section 22.1			
2A311	Refer to Rear Brake Parts Lists Section 22.1			
2B311	BRACKET ASSY. (BRAKE BOOSTER LEVER PIVOT)			
90	B600/700, F600/700 -- H/V brakes and dash mounted booster	C8TZ 2B311-A		1
2312	Refer to Booster Parts Lists Section 23.1			
2A312	Refer to Rear Brake Parts Lists Section 22.1			
2A313	SUPPORT ASSY. (TRACTOR BRAKE AIR HOSE)			
90	CLT900 -- 246" W/B	D8HZ 2A313-A		1
2314-5	Refer to Rear Brake Parts Lists Section 22.1			
2B315	TUBE ASSY. (BRAKE DIFFERENTIAL VALVE TO ENGINE) Improvise from bulk tubing (2269) and improvise insulators from rubber hose, friction tape, etc.			
90		372130-S36	(MM-108-D)-nut-1/2"-20x1/4" tube	AR
90		87943-S36	(I-21)-fitting 7/16"-24 tube	AR
2316-7	Refer to Rear Brake Parts Lists Section 22.1			
2318	Refer to Rear Brake Parts Lists Section 22.1			
2B318	Refer to Group 10A962			

JULY, 1989

COPYRIGHT © 1989---

FORD MOTOR
COMPANY

---DEARBORN, MICHIGAN

NEW ISSUE

1990/
TRUCK SERIES 600/900

YEAR	MODEL/RESTRICTIONS	PART NUMBER	DESCRIPTION	QTY.
2320 BRACKET (BRAKE AIR RESERVOIR MOUNTING UPPER)-Also refer to groups 2A206 and 2A271				
B SERIES				
90	B600/700 -- w/air brakes	D2HZ 2320-A	#D2HA 2B063-AA	8
90	B600/700	E7HZ 2320-A	#E6HT 2C081-AA	1
C-CT SERIES				
90	C800 -- w/hyd brakes	D8HZ 2320-B		4
90	C-CT800 -- air brakes w/brake skid control	D5HZ 2320-A	#D5HA 2320-AA	
90	C800 -- 99", 111" W/B-with tractor equip. and w/o spring operated parking brakes	B9Q 2320-A	14" long	1
90	C800 -- 99", 111" W/B and air brakes	C8HZ 2320-B		2
90	C800 -- Cum. diesel and 99", 111" W/B	C9HZ 2320-A	Upper	2
90	C800 -- gas or Cat. diesel and 99", 111" W/B brakes		22M & 23M axles-upper	2
CF SERIES				
90	CF600/700	D2HZ 2320-A		8
90	CFT700/800	E8HZ 2320-A		1
CL-CLT SERIES				
90	CL-CLT900 -- mtg. clamp for std. vert. & horiz. tank	D2HZ 2320-A	#D2HA 2B063-AA	4
90	CL-CLT900 -- mtg clamp for air dryer tank	D8HZ 2320-A	#D7HT 2B063-CA	2
F-FT SERIES				
90	F600/800 -- w/hyd. brakes	D2HZ 2320-A	#D2HA 2B063-AA	4
90	F600/800 -- w/air brakes	D2HZ 2320-A	#D2HA 2B063-AA	8
90	F600/900	E7HZ 2320-A	#E6HT 2C081-AA	1
90	FT800/900	E3HZ 2320-A		1
L-LN-LNT-LT-LTL-LTS SERIES				
90	LN600	C7TZ 2320-B	18 11/32" long x2" wide x 1" high	2
90	LNT-LT900 -- 6 cyl. 855 Cum. NT, NTC diesel and Fuller RT-906 trans.	C2TZ 2320-A	10 3/16" long	2
90	LTS900 -- 50M rear axle	D5HZ 2320-D	#D5HA 2B216-BA-strap (air reservoir)	2
		D5HZ 2320-E	#D5HA 2B216-AA-strap (air reservoir)	2
90	LNT-LT-LTS900 -- 58M,65M rear axles			2
				2
90	LTL9000	D8HZ 2320-A		4
2B320 RESERVOIR ATTACHING KIT (BRAKE)				
90	CF600/700	E6HZ 2B320-A		1
2321 -FRONT CHAMBERS-Refer to Model Application Chart in group 2025				
-REAR CHAMBERS-Refer to Model Application Chart in group 2225				
2323 Refer to Booster Parts Lists Section 23.1				
2B323 Refer to group 2269				
2324 Refer to Booster Parts Lists Section 23.1				
2B324 WIRE ASSY. (BRAKE WARNING LAMP EXTENSION)				
90	C800, LN700 -- dual H/V brakes	C9HZ 2B324-B		1
90	C800	D5HZ 2B324-A	#D5HB 2B324-AA	1
2325 -FRONT CHAMBERS-Refer to Model Application Chart in group 2025				
-REAR CHAMBERS-Refer to Model Application Chart in group 2225				
2B325 WIRING ASSY. (BRAKE WARNING SWITCH)				
90	All	E3HZ 2B325-A	Use as repair part for damaged connector in 14290 wiring	1

1990/
TRUCK SERIES 600/900

YEAR	MODEL/RESTRICTIONS	PART NUMBER	DESCRIPTION	QTY.
2326	Refer to Booster Parts Lists Section 23.1			
2A326	Refer to Booster Parts Lists Section 23.1			
2327	Refer to Booster Parts Lists Section 23.1			
2B327	BELLCRANK ASSY. (BRAKE MASTER CYLINDER PUSH ROD)			
80/83	C800 -- split H/V brakes	C8HZ 2B327-B		1
90	C800 -- w/Hyd. Vac. brakes	E4HZ 2B327-B		1
90	C800	*382395-S	Bolt (bellcrank to body)-3/8"-16 x 1 1/2" hex. head shoulder	1
90	C800	382396-S	(BB-838-C)-bolt (bellcrank to rod)-3/8"-16 x 1 3/16" hex. head shoulder	1
2329	Refer to Booster Parts Lists Section 23.1			
2330	Refer to Front and Rear Brake Parts Lists Sections 20.1 and 22.1			
2332	Refer to Booster Parts Lists Section 23.1			
2333	Refer to Rear Brake Parts Lists Section 22.1			
2B333	Refer to Front Brake Parts Lists Section 20.1			
2-2333	TUBE ASSY. (BRAKE VACUUM BOOSTER CONTROL VALVE TO CENTER CONTROL VALVE) Improvise from bulk tubing (2269) and improvise insulators from rubber hose, friction tape, etc.			
2A335	TUBE ASSY. (FRONT BRAKE CYLINDER CONNECTION) Improvise from bulk tubing (2269) and improvise insulators from rubber hose, friction tape, etc.			
2336	HOSE (BRAKE VACUUM BOOSTER)			
Notes:	NOTE 1-Make from C9PZ 4090-F hose.-NOTE 2-Make from C9PZ 4090-C hose.			
C SERIES				
90	C800 -- 99" W/B	C4TZ 2336-A	To air cleaner-3/4" O.D. x 89" developed length	1
90	C800 -- 135", 153", 175" W/B	C4TZ 2336-B	To air cleaner-3/4" O.D. x 47 1/2" length	1
L-LN-LNT-LT-LTS SERIES				
90	LN600/700	* C1TT 2336-F	To air cleaner-72 5/8" long NOTE 2	1
90	LN700/900	* TVAT 2336-A	To air cleaner-33 1/2" long NOTE 2	1
90	LNT-LT-LTS800/900	D3HZ 2336-B	To booster rear 5/8" I.D.-15/16" O.D. x 6 1/4" long	1
90	B700/750, C700/900, F-FT600/800, L800/900, LN600/700	353815-S	(KK-24)-grommet (hose to floor pan)	1
90	L-LN-LNT-LT-LTS800/900	384076-S	(II-106-VG)-tee (hose to booster)-3/4" x3/4" x 1" long	1
90	L-LN-LNT-LT-LTS700/900	384077-S	(KK-91)-grommet (hose to frame)	1
2337	Refer to Booster Parts Lists Section 23.1			
2-2337	TUBE ASSY. (BRAKE VACUUM BOOSTER CONTROL VALVE TO HYDRAULIC CYLINDER) Improvise from bulk tubing (2269) and improvise insulators from rubber hose, friction tape, etc.			
2-2338	TUBE (FLEXIBLE HOSE TO MANIFOLD) Improvise from bulk tubing (2269) and improvise insulators from rubber hose, friction tape, etc.			
2B338	Refer to Front Brake Parts Lists Section 20.1			
2B339	SWITCH ASSY. (BRAKE LOW PRESSURE WARNING)			
90	B-F-FT600/900, C-CT600/900, LN600/700, L-LT-LTL-LTS800/900 -- with spring-set parking brake	D0HZ 2B339-A		1
90	C900,CT-LNT-LT-LTS 800/900 -- 16M,18M,-20M front axles w/disc brakes	D5HZ 2B339-A	Use with D5HZ 2B571-A,B,C,D, D7HZ 2B571-A,B,C,D	1

1990/
TRUCK SERIES 600/900

YEAR	MODEL/RESTRICTIONS	PART NUMBER	DESCRIPTION	QTY.
2B340	Refer to Front Brake Parts Lists Section 20.1			
2341	Refer to Rear Brake Parts Lists Section 22.1			
2K343	PLATE ASSY. (BRACKET)			
90	CF600/700	E6HZ 2K343-A		1
2B344	Refer to Front Brake Parts Lists Section 20.1			
2B345	Refer to Front Brake Parts Lists Section 20.1			
2A346	Refer to Booster Parts Lists Section 23.1			
2B348	"O" RING (BRAKE PRESSURE DIFFERENTIAL VALVE)			
90	CF700/800 -- 7.8 eng.	E7HZ 2B348-A		1
2349	PIPE ASSY. (CHECK VALVE TO BRAKE VACUUM BOOSTER UPPER) Improvise from bulk tubing (2269) and improvise insulators from rubber hose, friction tape, etc.			
90	B-F-FT600/900 -- with vac. reserve tank	D3TZ 2349-A		1
90	C800 -- 135", 153", 175" W/B	C3TZ 2349-E	16" developed length	1
90	C800 -- 135", 153", 175" W/B	C3TZ 2349-F	20 5/32" developed length	1
90	C800 -- 99" W/B	C3TZ 2349-L	30 19/32" long	1
90	C800	373152-S	(II-146)-tee-3 way (pipe to check valve)	1
90	C800	87500-S	(I-31-B)-elbow (pipe to check valve)-45°-1/2" tube	1
		20387-S8	(B-157)-bolt (clip to side member)-5/16"-24 x 1"	AR
			Bolt (clip to frame)	AR
2B349	Refer to Booster Parts Lists Section 23.1			
2350	Refer to Booster Parts Lists Section 23.1			
2B350	Refer to Booster Parts Lists Section 23.1			
2351	Refer to Booster Parts Lists Section 23.1			
2B351	Refer to Booster Parts Lists Section 23.1			
2352	Refer to Booster Parts Lists Section 23.1			
2352	PIPE (BRAKE BOOSTER) Improvise from bulk tubing (2269) and improvise insulators from rubber hose, friction tape, etc.			
90	B-C-F600	358360-S32	(GG-143)-clip (inlet tube to frame)	AR
90	C800, LN700/800		Clip (pipe to frame)	AR
90	C800		Clip (pipe to radiator support)	1
90	B-F-LN600/800	372873-S	(II-171)-elbow (vacuum inlet tube to 2nd section)	1
2352	TUBE ASSY. (BRAKE BOOSTER INLET)-Used for service fabrication of lengthy tube and hose assemblies			
90	All	D3HZ 2352-A	7/16"-24 x 20 3/4" long x 7/16" O.D. x 1/8" I.D.	AR
90	All	D3HZ 2352-B	7/16"-24 x 14 1/2" long x 7/16" O.D. x 1/8" I.D.	AR
90	All	D3TZ 2352-A	7/16"-24 x 5" long x 7/16" O.D. x 1/8" I.D.	AR
90	All	D5HZ 2352-A	1/2"-20 x 10 5/8" long x 9/16" O.D. x 1/4" I.D.	AR
90	All	D5HZ 2352-B	7/16"-24 x 16 1/2" long x 1/2" O.D. x 3/16" I.D.	AR
90	All Vac. brakes	D5HZ 2352-C	7/16"-24 x 21 1/2 long x 1/2" O.D. x 3/16" I.D.	AR
90	All	D5TZ 2352-A	7/16"-24 x 10 5/8" long x 1/2" O.D. x 3/16" I.D.	AR
2-2352	HOSE (MANIFOLD TO BRAKE VACUUM BOOSTER CHECK VALVE)			
90	B-F750, C700/800, L800/900	★ B9TT 22352-A	7 5/8" long-cut from B3T 4090-A hose	1
90	B-F-LN600	373003-S	(II-17)-elbow (hose to manifold)-1/4"-18 x 1/2" hose-brass	1
90	B-F600 -- 6 cyl., B700	372941-S	(II-201)-tee (hose to booster check valve)	1
90	C-L700/800	371323-S	(II-21)-elbow (hose to booster)-3/8"-18	1
90	C800, L800 -- 8 cyl. 361, 390			1

1990/
TRUCK SERIES 600/900

YEAR	MODEL/RESTRICTIONS	PART NUMBER	DESCRIPTION	QTY.
2353 HOSE ASSY. (MANIFOLD TO VACUUM TUBE FLEXIBLE)				
90	C600/900 -- w/air booster	B7Q 2353-A	17" long	1
		370033-S	(II-27)-connector (hose to tube)-1/4" pipe x 3/8" tube	1
2B353 BRACKET (BRAKE MASTER CYLINDER PUSH ROD ROD BELLCRANK)				
90	C800 -- w/H/V brakes	E4HZ 2B353-A		1
2356 Refer to Rear Brake Parts Lists Section 22.1				
2B356 Refer to Booster Parts Lists Section 23.1				
2B357 SUPPORT (BRAKE TUBE BRACKET)				
80/83	F600/800 -- w/singe hyd. brakes	EOHZ 2B357-A		1
2359 Refer to Rear Brake Parts Lists Section 22.1				
2361 Refer to Booster Parts Lists Section 23.1				
2A361 TUBE ASSY. (FRONT DISC BRAKE)				
90	C-CT800/900, LNT-LT-LTS800/900 -- 16M, 18M, 20M front axles	D5HZ 2A361-A	#D5HA 2A361-AA-15 3/4" long	2
2B361 CLIP (BRAKE BOOSTER VACUUM HOSE)				
90	B-F-FT600/900	D1TZ 2B361-A	#D1TA 2B361-AA	1
90	B-F-FT600/900	D1TZ 2B361-B	#D1TA 2B361-BA	1
90	L-LN-LNT-LT-LTS800/900 -- H/V brakes	D1HZ 2B361-A		1
2362 PIPE ASSY. (CHECK VALVE TO BRAKE VACUUM BOOSTER LOWER) Improvise from bulk tubing (2269) and improvise insulators from rubber hose, friction tape, etc.				
2363 CLEANER ASSY. (BRAKE VACUUM BOOSTER AIR)-Also refer to Booster Parts List Section 23.1				
C SERIES				
90	C800 -- Single & split H/V brakes	D5HZ 2363-A		1
F-FT SERIES				
90	F-FT600/900 -- Single H/V brakes	D4TZ 2363-A		1
L-LN-LNT-LT-LTS SERIES				
90	L800/900, LN700/800, LNT800, LT-LTS800/900 -- hyd. brakes	D0HZ 2363-A	9 1/2" piston booster-frame mounted	1
2365 VALVE ASSY. (POWER BRAKE BOOSTER VACUUM CHECK)-Also refer to Booster Parts List Section 23.1				
B SERIES				
90	B600/700 -- w/o reservoir tank	C3TZ 2365-A	Two 1/2" outlets	1
90	B600/700 -- w/reservoir tank	D0HZ 2365-A	One 1/4" and two 1/2" outlets	1
90	B700 -- Diesel w/frame mounted booster	★ B9TT 2365-A r/bD5TZ 2365-A	In top of 2A451 vacuum pump	1
C-CT SERIES				
90	C-CT800 -- w/o reservoir tank	C3TZ 2365-A	Two 1/2" outlets	1
90	C-CT800 -- w/reservoir tank	D0HZ 2365-A		1
F-FT SERIES				
90	F-FT600/900 -- Detroit 501,8.2L diesel w/hyd. brks, A/C or heater	D5TZ 2365-A		1
90	F-FT-F-FTT600/900 -- w/o reservoir tank	C3TZ 2365-A	Two 1/2" outlets	1
90	F-FT600/900 -- w/reservoir tank	D0HZ 2365-A	One 1/4" and two 1/2" outlets	1
L-LN-LNT-LT-LTS SERIES				
90	L900/900, LN700/800, LNT800, LT-LTS800/900 -- w/reservoir tank	D0HZ 2365-A	One 1/4" and two 1/2" outlets	1
90	L800/900, LN800 -- w/o reservoir tank	C3TZ 2365-A	Two 1/2" outlets	1
90	LN600/700 -- Cat. diesel and hyd. vac. brakes	★ B9TT 2365-A r/bD5TZ 2365-A	In top of 2A451 vacuum pump	

1990/
TRUCK SERIES 600/900

YEAR	MODEL/RESTRICTIONS	PART NUMBER	DESCRIPTION	QTY.
2A365-2371 Refer to Booster Parts Lists Section 23.1				
2374-2384 Refer to Booster Parts Lists Section 23.1				
2N375 SUPPORT (BRAKE OPERATING LEVER)				
90	C800 -- w/Hyd. Vac. brakes	E4HZ 2N375-A		1
2B380 MANIFOLD (CAB AIR SUPPLY)				
90	CL-CLT900 -- w/Cab susp.	D9HZ 2B380-A	#D8HT 2B380-AA	1
90	CL-CLT900 -- W/Cab susp.	D9HZ 2B380-B	#D8HT 2B380-BA	1
2A384 COUPLING ASSY. (BRAKE HOSE)				
90	B-F600/900	C3TZ 2A384-A	3/4" dia.-15/16" long	2
90	CL-CLT900			
90	LN600/700			2
90	L-LN600/900	C6TZ 2A384-B	5/8" dia.-1 1/2" long	1
90	L-LN-LNT-LT-LTL-LTS700/900	C6TZ 2A384-A	1 1/4" dia.-1 5/16" long	1
90	C-L-LN600/800 -- w/o electric fuel pump	E2HZ 2A384-A	5/8" dia.-1 25/32" long	1
	"From 4/19/82"			
90	L-LN-LNT-LT-LTL-LTS700/900 -- with unitized tractor pkg.	D9HZ 2A384-A	9/16" dia.-1 15/16" long	1
2385-2388 Refer to Booster Parts Lists Section 23.1				
2390-2399 Refer to Parts Lists Section 23.1				
2A394 BRACKET (BRAKE AIR LIMIT CONTROL VALVE)				
90	B-F-FT600/800 (84) -- brake skid control	D5HZ 2A394-A	#D5HS 2A394-AA-w/frt whl limiting valve	1
2B394 WIRING ASSY. (BRAKE SKID CONTROL SPEED SENSOR EXTENSION)				
82/83	LTL9000 -- w/Hendrickson susp.	E1HZ 2B394-A		1
82/83	LTL9000 -- w/Reyco susp.	E1HZ 2B394-B		1
82/83	LTL9000 -- w/Neway susp.	E1HZ 2B394-C		1
2K395 Refer to Front Brake Parts Lists Section 20.1				
2B396 Refer to Group 10K845				
2A399 PAD and SEAL ASSY. (BOOSTER MOUNTING)-Also refer to Booster Parts Lists Section 23.1				
90	B-F-FT-LN600/900 -- with Dash mounted booster	C8TZ 2A399-B		1
2405 Refer to group 2A714				
2B405 BRACKET (BRAKE BOOSTER TUBE PROTECTOR)				
90	LT-LTS800/900 -- split hyd. vac. brakes	D0HZ 2B405-A		1
2A407 CLAMP (BRAKE TUBE SUPPORT BRACKET)				
90	CL-CLT900	D9HZ 2A407-A		1
2B407 BRACKET (BRAKE AIR SUPPLY MANIFOLD)				
90	CF600/700	E6HZ 2B407-A		1
90	CL-CLT900 -- w/air brakes	D8HZ 2B407-A	#D7HT 2B407-DA	1
90	L800/900, LN600/900, LNT-LT-LTL-LTS800/900	D0HZ 2B407-A		1
90	L-LNT-LT900 -- Diesel with 44M top Mounted rear axle and Hendrickson susp.	D7HZ 2B407-A	#D7HT 2B407-BA	1
2408 Refer to Booster Parts Lists Section 23.1				

1990/
TRUCK SERIES 600/900

YEAR	MODEL/RESTRICTIONS	PART NUMBER	DESCRIPTION	QTY.	
2409	Serviced only in kit-group 2309				
2B409 SEAL (BRAKE AIR SUPPLY MANIFOLD)					
90	LN600/700, L-LN-LNT-LT-LTS 800/900 -- w/air brakes	D2HZ 2B409-A		1	
90	CL900 -- w/air brakes	D8HZ 2B409-A		1	
2K409 GROMMET (BRAKE TUBE)					
90	C800	E4HZ 2K409-A		1	
90	CF600/700	E6HZ 2K409-B		1	
2415	Refer to Booster Parts Lists Section 23.1				
2417-2420	Refer to Booster Parts Lists Section 23.1				
2423-2431	Refer to Booster Parts Lists Section 23.1				
2K423 BRACKET (BRAKE AIR VALVE RELAY)					
● Canada only.					
90	CT800/900	D5TZ 2K423-A	#D5TA 2K423-BA	1	
90	B-CF-F-FT700/900	E0HZ 2K423-A	#E0HT 2K423-AB	1	
90	B-F-FT600/900, C600/900, LN600/700 -- Single rear axle w/brake skid control	*E0D5HZ 2K423-D	#D5HS 2K423-BA	1	
90	B-F600/900 -- w/air brakes and 8 1/2" frame	E7HZ 2K423-A		1	
90	C800 -- w/air brakes	E9HZ 2K423-A		1	
90	C800 -- w/air brakes	E9HZ 2K423-B		1	
90	CFT700/800	E8HZ 2K423-A		1	
90	CT-LNT-LT-LTL-LTS-WT800/900 -- brake skid control	*E0D5HZ 2K423-B	#D5HS 2K423-AA	2	
90	L-LN-W800/900 -- single rear axle w/brake skid control			1	
90	LNT-LT-800 -- diesel w/ brake skid control and Hend susp w/60" beam	*E0D5HZ 2K423-C	#D5HS 2K423-CA	2	
90	LNT-LT900 -- diesel with Neway susp.	D5HZ 2K423-A	#D5HA 2K423-AA	1	
90	LNT-LT-LTL900 -- w/Hendrickson E4-340 and E4-380 suspension	E8HZ 2K423-B		1	
2429 BOOT (HYDRAULIC BRAKE BOOSTER RETAINER)					
90	C800 -- w/Hyd. Vac. brakes	E4HZ 2429-A		1	
2B430 WIRING and BRACKET ASSY. (BRAKE SKID CONTROL SENSOR)					
90	B-C-CT-L-LN-LNT-LT-LTL- LTS600/900	D5HZ 2B430-A	#D5HB 14A614-AA-female	AR	
		D5HZ 2B430-B	#D5HB 14A614-BA-male	AR	
YEAR	MODEL/RESTRICTIONS	PART NUMBER	TYPE	DESCRIPTION	QTY.
2B431 VALVE ASSY. (BRAKE INVERTED RELAY)					
For illustration of valves, refer to Section 20, group 2A095					
90	CT800/900	D5HZ 2B431-A	19		1
90	B-F-FT600/800 -- air brakes	E0HZ 2B431-A	12	#D8HS 2B431-AA	1
90	L-LN-LNT-LT-LTL- LTS600/900	E3HZ 2B431-A	12	#E2HT 2B431-AA	1
90	CF600/700				1
90	L-LN-LNT-LT-LTL- LTS600/900	E3HZ 2B431-B		Kit-use to repair E3HZ 2B431-A	1
YEAR	MODEL/RESTRICTIONS	PART NUMBER	DESCRIPTION	QTY.	
2B433 TEE ASSY. (BRAKE AIR COMPRESSOR TO RESERVOIR)					
90	LN600/700 -- diesel	D0HZ 2B433-A	Air brakes	1	
90	L-LT-LTL-LTS800/900 -- Cat. or Cum. diesel	D0HZ 2B433-B		1	
90	LN600 -- 6 cyl. gas			1	
90	LN-LNT800/900 -- Cat. or Detroit diesel			1	

JULY, 1989

COPYRIGHT © 1989-

FORD MOTOR
COMPANY

—DEARBORN, MICHIGAN

NEW ISSUE

1990/
TRUCK SERIES 600/900

YEAR	MODEL/RESTRICTIONS	PART NUMBER	TYPE	DESCRIPTION	QTY.
2A435 VALVE ASSY. (BRAKE AIR PRESSURE REGULATOR)					
For illustration of valves, refer to Section 20, group 2A095					
90	L-LN-LNT-LT-LTL-LTS600/900	EOHZ 2A435-A	16	#D9HS 2A435-AA	1
90	C-CT-LNT800/900 -- 8 cyl. 475, 477, 534	C6TZ 2A435-A	11		1
90	CT 800/900			Air-shift-rear axle	1
YEAR	MODEL/RESTRICTIONS	PART NUMBER		DESCRIPTION	QTY.
2437 Refer to Booster Parts Lists Section 23.1					
2438 Refer to Booster Parts Lists Section 23.1					
2440 Refer to Booster Parts Lists Section 23.1					
2A442 HOSE ASSY. (REAR WHEEL BRAKE)					
90	B-C-CL-F-FT-L-LN900	D5TZ 2A442-A		#D5TA 2A442-AA, D6TA 2A442-AA 24" long	1
90	CF600/700	E6HZ 2A442-A			1
90	CT800/900 -- w/Hend. susp.- fwd rear and rear rear axles	D5TZ 2A442-D		#D5TA 2A442-DA, D6TA 2A442-DA-22 1/2" long	2
90	CL-CLT900	D5TZ 2A442-B		#D5TA 2A442-BA, D6TA 2A442-BA, D7HT 2A442-CA- 27 1/2" long	1
90	LNT-LT-LTL-LTS800/900 -- w/Hend. susp.-50" walking beam				
	fwd rear axle	D5TZ 2A442-B		#D5TA 2A442-BA, D6TA 2A442-BA-27 1/2" long	
	rear rear axle	D5TZ 2A442-A		#D5TA 2A442-AA, D6TA 2A442-AA-24" long	
90	LNT-LT-LTL-LTS900 -- 38M rear axle-Hend. susp. 52" walking beam	EOHZ 2A442-A		#D8HS 2A442-CA	1
90	LNT-LT-LTL-LTS800/900 -- w/Hend. susp.-54" walking beam				
	fwd rear axle	D5TZ 2A442-A		#D5TA 2A442-AA, D6TA 2A442-AA-24" long	1
	rear rear axle	D5TZ 2A442-D		#D5TA 2A442-DA, D6TA 2A442-AA-22 1/2" long	1
90	LNT-LT-LTL-LTS800/900-w/Hend. susp.-60" walking beam- fwd rear and rear rear axles	D5TZ 2A442-A		#D5TA 2A442-AA, D6TA 2A442-AA-24" long	2
90	LNT-LT-LTL-LTS800/900-W/Reyco and Neway susp-fwd rear and rear axles	D5TZ 2A442-A		#D5TA 2A442-AA, D6TA 2A442-AA-24" long	2
90	CLT900 -- W/Hend susp.- fwd rear and rear rear axles	D5TZ 2A442-D		#D5TA 2A442-DA, D6TA 2A442-DA-22 1/2" long	2
90	CLT900 -- W/Reyco and Neway susp.-fwd rear and rear rear axles	D5TZ 2A442-A		#D5TA 2A442-AA, D6TA 2A442-AA-24" long	2
90	FT-CLT-LNT-LT800/900	E9HZ 2A442-A			2
2-2443 TUBE ASSY. (BRAKE CLUTCH MASTER CYLINDER TO SLAVE CYLINDER)					
Improvise from bulk tubing (2269) and improvise insulators from rubber hose, friction tape, etc.					
		357949-S		(GG-141)-clip (tube to dash panel)	
		31478-S7		(U-350)-screw (clip to dash panel)-No. 14 x 5/8"	
2446 Refer to Booster Parts Lists Section 23.1					
2448 BRACKET (AIR BRAKE PEDAL ARM BUMPER)-Improvise					
2A449 VALVE ASSY. (REAR WHEEL BRAKE RELAY)					
90	B-F600/800 -- air brakes	D0HZ 2A449-A			1
90	B-C-F600/900 -- w/air brakes	E6HZ 2A449-A			1
90	B-F600/900 -- w/hyd. vac. brakes	E8HZ 2A449-A			1

1990/
TRUCK SERIES 600/900

YEAR	MODEL/RESTRICTIONS	PART NUMBER	DESCRIPTION	QTY.
2A449 VALVE ASSY. (REAR WHEEL BRAKE RELAY) — Cont'd				
90	FT800/900 -- air brakes	E3HZ 2A449-A		1
90	CF600/700			1
90	B-F-FT700/900, CT800/900 -- w/brake skid control	D5HZ 2A449-A		1
90	CL-CLT900	D0HZ 2A449-A		1
90	LN-LNT-LT-LTL-LTS800/900 -- air brakes	D0HZ 2A449-A		1
90	L-LN600/900 -- w/air brakes	E6HZ 2A449-A		1
90	L-LN600/900 -- w/hyd. vac. brakes	E8HZ 2A449-A		1
2B449 SLEEVE (BRAKE PRESSURE DIFFERENTIAL VALVE)				
90	CF700/800 -- 7.8 eng.	E7HZ 2B449-A		1
2A451 PUMP ASSY. (BRAKE VACUUM)				
90	L-LN800 -- diesel and H/V brakes	D7HZ 2A451-A	(Details NS)-#4G on base	1
90	F-FT-L-LN600/900 -- 8.2L Det. diesel with A/C and hyd. brakes	C8HZ 2A451-A	(Details NS)- #3AK on base	1
90	F-FT600/900 -- 3208 engines	E3HZ 2A451-A	Use for deluxe heater or A/C	1
2B451 HOSE ASSY. (BRAKE VACUUM PUMP OIL INLET)				
90	B-F600/700 -- diesel	C9TZ 2B451-A	25" long	1
90	L-LN700/800 -- diesel-split H/V brakes-7M,9M front axles and 18.5M,22M rear axles			1
90	C600/700 -- Cat. diesel	C9HZ 2B451-A	32" long	1
2A452 BRACKET (BRAKE VACUUM PUMP)				
90	C800 -- Cat. and split hydraulic brakes	C8HZ 2A452-A		1
90	F600/700 -- 8.2L Det. diesel with A/C and hyd. brakes	E0HZ 2A452-A	#E0HT 19K556-AB	1
2B452 COVERING (BRAKE TUBE)				
90	B-F-FT600/900	E3HZ 2B452-A		1
90	C-CT800 -- air brakes or spring set air parking brakes	D0HZ 2B452-D	1" I.D. x 1 5/32" O.D. x 31 1/2" long	1
90	CL-CLT900, LN600/700	D8HZ 2B452-A	5/8" I.D. x 23/32" O.D. x 20" long	1
90	CL-CLT-LTL-LNT-LT-LTL-LTS800/900	D0HZ 2B452-A	3/4" I.D. x 27/32" O.D. x 46" long	1
90	CL-CLT-LTL-LN-LNT-LT-LTL-LTS600/900	D0HZ 2B452-B	1" I.D. x 1 5/32" O.D. x 9 5/8" long	1
90	L-LN-LNT-LT-LTL-LTS800/900	D0HZ 2B452-C	41/64" I.D. x 23/32" O.D. x 14 1/2" long	1
90	CL-CLT900	D0HZ 2B452-D	1" I.D. x 1 5/32" O.D. x 31 1/2" long	1
2A453 GASKET (BRAKE VACUUM PUMP MOUNTING)				
90	B-F-FT-L-LN-LNT-LT-LTL-LTS 700/900 -- Cat. diesel	D7HZ 2A453-A	#D6HT 2B885-AA-7 1/4,-12 cu. ft. compressor and vac. pump-used between compressor adapter plate and compressor mounting bracket	1
90	B-FL-FT-LN-LNT-LT-LTL-LTS 700/900 -- Cat. diesel	D7HZ 2A453-B	12 cu. ft. compressor-used between compressor and compressor adapter plate	1
90	B-F-FT-L-LN-LNT-LT-LTL-LTS 700/900	D7HZ 2A453-C	7 1/4 cu. ft. compressor and vac. pump-used between compressor and compressor adapter plate	1
2454 PAD (BRAKE and CLUTCH PEDAL RUBBER)				
90	Tilt cabs	B9A 2454-A	Parking brake	1
2455 PEDAL ASSY. (BRAKE)				
B SERIES				
80/87	B600/700 -- split Hydro-Max hyd. brakes	E0HZ 2455-B		1
90	B600/700 -- split hydro-max hyd. brakes	E8HZ 2455-A		1
C-CT SERIES				
90	CT800	★ C8HZ 2455-F r/bD3HZ 2455-A		1
90	C800 -- w/Hyd. Vac. brakes	E5HZ 2455-A		1

JULY, 1989

COPYRIGHT © 1989--

FORD MOTOR
COMPANY

—DEARBORN, MICHIGAN

NEW ISSUE

1990/
TRUCK SERIES 600/900

YEAR	MODEL/RESTRICTIONS	PART NUMBER	DESCRIPTION	QTY.
2455	PEDAL ASSY. (BRAKE) — Cont'd			
CF-SERIES				
90	CF600/700	E6HZ 2455-A		1
F-FT SERIES				
90	F-FT600/800(84) -- split hyd. vac brakes	E8HZ 2455-A		1
90	F-FT600/800(81) -- single and split hyd. vac. brakes	E8HZ 2455-B		1
L-LN-LNT-LT-LTS SERIES				
90	L-LN-LNT-LT600/900 -- w/Hyd. Vac. brakes-exc. turbo diesel	E4HZ 2455-A		1
90	L-LN-LNT-LT-LTL600/900 -- w/Hyd. vac. brks. and turbo diesel	E4HZ 2455-C		1
2B456	SEAL (BRAKE CONTROL VALVE)			
90	C800, LT-LTL-LTS800/900	DOKZ 2B456-A		1
2457	PAD (PEDAL PLATE)			
90	LN600/700, L-LN-LNT-LT-LTS800/900	C7TZ 2457-A	Clutch and brake	1
90	B-F-FT600/800		Clutch	1
90	B-F-FT600/800	E0HZ 2457-B	Brake	1
90	B-F-FT-L-LN-LNT-LT-LTL-LTS 800/900 air brakes	DOTZ 2457-A	#AIR BRAKE-3 x 3 13/16"	1
90	C800	B7C 2457-A	Clutch-3 53/64" long	1
90	CF600/700	E6HZ 2457-A	Brake and clutch	2
2459	Refer to Booster Parts Lists Section 23.1			
2461	BUSHING (BRAKE and CLUTCH PEDAL)-Also refer to group 2471			
90	B-C-F-LN600/750	C5TZ 2461-A	Brake-5/8" I.D. x 15/16" O.D. x 7/8" long	2
90	B-F600/750		Clutch	2
90	CF600/700	E6HZ 2461-A	Brake	1
90	CF600/700	E6HZ 2461-B	Clutch	1
2462	ROD (BRAKE)			
		34690-S8	(M-34)-nut-7/16"-20	1
2462	BOLT (BRAKE MASTER CYLINDER LINK ROD TO PEDAL)			
90	C800, CT-L-LN-LNT-LT-LTS800/900	COTT 2462-A	3/8"-24 x 1 11/32"	1
2A463	-FRONT CHAMBERS-Refer to Model Application Chart in group 2025			
	-REAR CHAMBERS-Refer to Model Application Chart in group 2225			
2B463	Refer to Model Application Chart in group 2225			
2A464	PISTON ASSY. (BRAKE AIR CHAMBER)-For rear chambers refer to Model Application Chart in group 2225			
2A465	-FRONT CHAMBERS-Refer to Model Application Chart in group 2025			
	-REAR CHAMBERS-Refer to Model Application Chart in group 2225			
2A465	PUSH ROD AND DIAPHRAGM ASSY. (BRAKE CHAMBER)			
90	CF600/700	E6HZ 2A465-A		1
2A466	Refer to Model Application Chart in group 2225			
2A467	Refer to Model Application Chart in group 2225			
2468	BRACKET (BRAKE PEDAL)			
90	LTL9000 -- w/444 eng. with "C" type brake	E8HZ 2468-A		1
2A468	Refer to Model Application Chart in group 2225			
2A469	-FRONT CHAMBERS-Refer to Model Application Chart in group 2025			
	-REAR CHAMBERS-Refer to Model Application Chart in group 2225			

1990/
TRUCK SERIES 600/900

YEAR	MODEL/RESTRICTIONS	PART NUMBER	DESCRIPTION	QTY.
2A470	-FRONT CHAMBERS-Refer to Model Application Chart in group 2025 -REAR CHAMBERS-Refer to Model Application Chart in group 2225			
2A471	Refer to Model Application Chart in group 2225			
2L471	SLEEVE (BRAKE DISC and CALIPER RUST)			
90	CF600/700	E6HZ 2L471-A		1
2472	SPRING (BRAKE PEDAL RETRACTING)			
90	C800 -- H/V brakes exc. Cat. diesel	C8TZ 2472-A		1
90	C800, L-LN-LT-LTS800	TAAA 2472-A		1
90	CF600/700	E6HZ 2472-A		1
2A472	Refer to Model Application Chart in group 2225			
2L472	COVER (BRAKE DISC RUST INHIBITOR)			
90	CF600/700	E6HZ 2L472-A		1
2474	BUSHING (BRAKE and CLUTCH MASTER CYLINDER)-Also refer to group 2A309			
90	B-C-F-FT-L-LN600/900	C5DZ 2474-A	Brake master cyl. push rod	1
2A475	-FRONT CHAMBERS-Refer to Model Application Chart in group 2025 -REAR CHAMBERS-Refer to Model Application Chart in group 2225			
2B475	REINFORCEMENT ASSY. (BRAKE AIR SUPPLY MANIFOLD)			
90	L-LN-LNT-LT-LTS600/900	DOHZ 2B475-A		1
2C475	Refer to Model Application Chart in group 2225			
2A476	Refer to Booster Parts Lists Section 23.1			
2A477	Refer to Section 23.1			
2A478	Refer to Model Application Chart in group 2225			
2B478	INSULATOR (NYLON TUBE)			
90	All -- air brakes and nylon tubing	DOHZ 2B478-A	3/8" O.D.,-group 2269-25ft. roll	AR
2C478	Refer to Model Application Chart in group 2225			
2479	Refer to Booster Parts Lists Section 23.1			
2A479	Refer to Model Application Chart in group 2225			
2A480	TUBE (TRAILER BRAKE CHECK VALVE TO AIR SHUT-OFF VALVE) Improvise from bulk tubing (2269) and improvise insulators from rubber hose, friction tape, etc.			
2L480	C-CLAMP REPAIR KIT (BRAKE ACTUATOR)			
90	CF600/700	E6HZ 2L480-A		1
2L480	HARDWARE RETAINER KIT (BRAKE ACTUATOR)			
90	CF600/700	E6HZ 2L480-B		1
2A481	Refer to Model Application Chart in group 2225			
2A483	TUBE (BRAKE FOOT CONTROL VALVE TO TRAILER BRAKE AIR SHUT-OFF VALVE) Improvise from bulk tubing (2269) and improvise insulators from rubber hose, friction tape, etc.			
2A486	TUBE ASSY. (BRAKE VACUUM PUMP TO CHECK VALVE)			
2A488-2F488	Refer to Model Application Chart in group 2225			
2A489	Refer to Model Application Chart in group 2225			
2A491	BRACKET (REAR AIR BRAKE RELAY VALVE)			
90	CT800	C3TZ 2A491-A	Hendrickson suspension	1
2493	Refer to Booster Parts Lists Section 23.1			

1990/
TRUCK SERIES 600/900

YEAR	MODEL/RESTRICTIONS	PART NUMBER	DESCRIPTION	QTY.
2K493 VALVE and SWITCH ASSY. (BRAKE)				
90	CF600/700 -- 6.6 eng.	E6HZ 2K493-A		1
2A495-6 TUBE (BRAKE AIR CHAMBER CONNECTING) Improvise from bulk tubing (2269) and improvise insulators from rubber hose, friction tape, etc.				
2B495 KNOB (TRACTOR BRAKE AIR PROTECTOR VALVE)				
90	F-FT700/900, C600/900, CT800/900, L-LN-LNT-LT-LTS800/900 -- w/tractor trailer equip.	D0HZ 2B495-A	Use with D0HZ 2951-B valve	1
2-2496 TUBE (BRAKE AIR HAND CONTROL VALVE EXHAUST TRACTOR EQUIPMENT) Improvise from bulk tubing (2269) and improvise insulators from rubber hose, friction tape, etc.				
2A497-8 BRACKET ASSY. (REAR BRAKE SHOE ANCHOR)				
90	B700 -- 18.5M rear axle	C2TZ 2A497-B	R.H.-16"x6" brakes	2
		C2TZ 2A498-B	L.H.	2
		376798-S7-8	(BB-196-K)-screw (bracket to carrier plate)- 1/2"-20 x 1 1/2"-flat head	4
2-2498 TUBE (BRAKE AIR HAND CONTROL VALVE TO TWO WAY CHECK VALVE TRACTOR EQUIPMENT) Improvise from bulk tubing (2269) and improvise insulators from rubber hose, friction tape, etc.				
2-2499 TUBE (BRAKE AIR HAND CONTROL VALVE TO MANIFOLD TRACTOR EQUIPMENT) Improvise from bulk tubing (2269) and improvise insulators from rubber hose, friction tape, etc.				
2B503 BRACKET and TEE ASSY. (BRAKE BOOSTER TUBE)				
90	F-FT600/800	D3TZ 2B503-A	#D3TA 2B503-AB	1
2A505 RETAINER (BRAKE MASTER CYLINDER PRIMARY PISTON)				
90	B-F-FT600/800, C600/900 -- split H/V brakes	C8TZ 2A505-A		1
90	L-LN-LNT-LT-LTS600/900 -- split H/V brakes			1
2A506 Refer to Booster Parts Lists Section 23.1				
2A511 PIN (BRAKE MASTER CYLINDER SECONDARY PISTON STOP)				
90	B-F-FT-LN600/800, C600/900, L800/900 -- split H/V brakes	C8TZ 2A511-A		1
2B514 NOISE DAMPENING KIT (REAR BRAKE)				
90	All -- w/Eaton air brakes	E4HZ 2B514-A		1
2B516 WIRING ASSY. (BRAKE SKID CONTROL ACTUATOR)				
90	F-FT600/900 (81) -- air brakes	E2HZ 2B516-A		1
90	C800 -- air brakes	D5HZ 2B516-A	#D5HB 2B516-CA,CB,CC,CD -w/front axle anti-skid	1
90	C800 -- air brakes	D7HZ 2B516-C	#D7HT 2B516-GA-w/o front axle anti-skid	1
90	CL-CLT900 -- Eaton system-- wiring harness-modulator to chassis harness	D9HZ 2B516-C	Use with-D8HT 2B373-AA,CA,EA	1
90	CL-CLT900 -- Kelsey-Hayes system-- wiring harness-modulator to chassis harness	D9HZ 2B516-D	Use with-D8HT 2B373-BA,DA,FA	1
90	L-LN600/800 -- air brakes	D5HZ 2B516-B	#D5HB 2B516-BA,BB,BC -w/front axle anti-skid	1
90	L-LN900 -- 8 cyl. gas w/air brakes			1
90	L-LN600/900 -- air brakes-- City delivery	D7HZ 2B516-B	#D7HT 2B516-FA-w/o front axle anti-skid	1
90	L-LN900 -- diesel w/air brakes	D5HZ 2B516-C	#D5HB 2B516-AA,AB,AC -w/front axle anti-skid	1
90	L-LN900 -- Diesel w/air brakes-- Line haul	D7HZ 2B516-A	#D7HT 2B516-EA-w/o front axle anti-skid	1
2A525 ROD (BRAKE PEDAL TO BELLCRANK)				
90	C800	E4HZ 2A525-A	Lower	1
		E4HZ 2A525-B	Upper	1
2527 BRACKET (TRAILER BRAKE AIR PROTECTOR VALVE MOUNTING)				
90	C-CT800 -- w/tractor trailer equip.	D3TZ 2527-A	#D3TA 2527-AA	1
90	F-FT600/900 -- w/tractor pkg.	E0HZ 2527-A	#E0HT 2527-AA	1

1990/
TRUCK SERIES 600/900

YEAR	MODEL/RESTRICTIONS	PART NUMBER	DESCRIPTION	QTY.
2A531	Refer to Front Brake Parts Lists Section 20.1			
2533	BRACKET (TRAILER BRAKE AIR HOSE SUPPORT)-Also refer to group 2953			
90	F-FT600/900 (81)	C7TZ 2533-A		1
2A534	SPACER (BRAKE VACUUM BOOSTER AIR CLEANER MOUNTING)			
90	L800/900, LN-LNT800, LT-LTS 800/900 -- gas and H/V brakes	D0HZ 2A534-A		1
2535	FITTING (BRAKE MANIFOLD)			
90	C-CT800	* C1TT 2535-A	3 3/4" long-order from Bendix Westinghouse number 240459	1
90	C-CT800 -- w/vac. reserve	C5TZ 2535-A	2 1/8" long	1
90	C-CT800 -- brake skid control	D5HZ 2535-A	#D5HA 2535-BA- 3 1/2" long	1
90	C800 -- brake skid control	D5HZ 2535-B	#D5HA 2535-CA	1
90	CL900	E0HZ 2535-A	#E0HT 2535-AA	1
90	L800/900, LN600/900, LNT-LT- LTS800/900	D0HZ 2535-A		1
2B535	BRACKET (BRAKE BOOSTER SHIELD)			
90	C800	E4HZ 2B535-A		1
2538	TUBE (UNION TO TRAILER BRAKE AIR PROTECTOR VALVE) Improvise from bulk tubing (2269) and improvise insulators from rubber hose, friction tape, etc.			
90	C800 -- 99", 111" W/B	357955-S	(GG-166)-clip (tube to frame)	1
90	C800 -- 99", 111" W/B	357946-S8	(GG-152)-clip (tube to frame)	1
90	C-F700/1100, C700/900, F700/750	357635-S	(II-177)-connector assy. (tube to valve)-1/4" pipe thread-1/4" tube	1
90	F750	357949-S	(GG-141)-clip (tube to power divider lockout bracket)	1
90	F700/750		Clip (tube to frame)	1
2-2538	TUBE (TWO-WAY CHECK VALVE TO TRAILER BRAKE AIR PROTECTOR VALVE) Improvise from bulk tubing (2269) and improvise insulators from rubber hose, friction tape, etc.			
2539	TUBE (TRAILER BRAKE EMERGENCY AIR SUPPLY VALVE TO MANIFOLD) Improvise from bulk tubing (2269) and improvise insulators from rubber hose, friction tape, etc.			
90	C800	357635-S	(II-177)-connector (tube to manifold fitting)- 1/4" pipe thread-1/4" tube	1
2540	TUBE (AIR BRAKE FOOT CONTROL VALVE TO REAR TEE 2ND SECTION) Improvise from bulk tubing (2269) and improvise insulators from rubber hose, friction tape, etc.			
		357946-S8	(GG-152)-clip (tube to frame)-9/16"	2
2A540-3	TUBE (BRAKE AIR STRAIGHT) Improvise from bulk tubing (2269) and improvise insulators from rubber hose, friction tape, etc.			
90	C800 -- 99", 111" W/B	374429-S	(II-187-J)-elbow (tube)-90°	AR
90	C800, CT800/900	377696-S	(GG-213-B)-clip (attach tube to side member)- 1/4" tube	1
90	C800, F600/750, LN800	357636-S	(II-177-B)-union (tube)	AR
2B540-1	Refer to Front Brake Parts Lists Section 20.1			
2-2540	TUBE (TEE TO TRAILER BRAKE AIR PROTECTOR VALVE) Improvise from bulk tubing (2269) and improvise insulators from rubber hose, friction tape, etc.			
2-2541	TUBE (TRAILER BRAKE EMERGENCY AIR SUPPLY VALVE TO UNION) Improvise from bulk tubing (2269) and improvise insulators from rubber hose, friction tape, etc.			
2-2542	TUBE ASSY. (BRAKE AIR HAND CONTROL VALVE TO TEE) Improvise from bulk tubing (2269) and improvise insulators from rubber hose, friction tape, etc.			
2B542	For T.S.L. information and Model Application, refer to Front Hub Section 11.1			
2A546	TUBE (BRAKE VACUUM STRAIGHT) Improvise from bulk tubing (2269) and improvise insulators from rubber hose, friction tape, etc.			
90	L-LN-LNT-LT-LTL-LTS800/900	383544-S	(GG-163-YU)-clip (tube to sidemember)	AR
2A547	Refer to Rear Brake Parts Lists Section 22.1			

1990/
TRUCK SERIES 600/900

YEAR	MODEL/RESTRICTIONS	PART NUMBER	TYPE	DESCRIPTION	QTY.
2A550 VALVE (BRAKE AIR RESERVOIR SAFETY)					
For illustration of valves, refer to Section 20, group 2A095					
90	C800, CL-CLT900,L-LT-LTL-LTS800/900	C3TZ 2A550-A	13		1
90	B-F-FT600/900				1
90	CF600/700	E6HZ 2A550-A			1
90	LT-LTL-LTS800/900	370080-S		(II-51)-reducer (valve to reservoir)-1/2" to 1/4"	1
90	LN600/900	370817-S		(II-52)-reducer (valve to reservoir)-3/8" to 1/4"	1
90	LNT900				1
2B552 Refer to Front Brake Parts Lists Section 20.1					
2B553 REINFORCEMENT (BRAKE RESERVOIR MOUNTING)					
90	C-CT800	D5HZ 2B553-A	#D3HA 2B553-AA		4
2B555-6 WIRE ASSY. (BRAKE MOISTURE EJECTION VALVE)					
80/86	B700	E0HZ 2B555-A	#E0HT 2B555-CB		1
90	B-F600/800	E7HZ 2B555-A			1
90	B-F600/800	E7HZ 2B555-B			1
90	B-F600/800	E7HZ 2B555-C			1
2557 GAUGE ASSY. (BRAKE AIR PRESSURE)					
80/81	B700	D5HZ 2557-A	#D5HF 2557-AA		1
82/86	B600/750	E2HZ 2557-B	#E2HT 2557-AA		1
90	B600/750	E7HZ 2557-A			1
90	C-CT800	E7HZ 2557-B			1
90	CF600/800	E6HZ 2557-D			1
90	F-FT600/800	E7HZ 2557-A			1
90	F-FT600/800 (84)	E2HZ 2557-B	#E2HT 2557-AA		1
90	CL-CLT900	D8HZ 2557-A	#D7HT 2557-AB "DUAL AIR"		1
90	CL-CLT900	D8HZ 2557-B	#D7HT 2557-BB "APPL. AIR"		1
90	LN600/900,L-LNT-LTS800/900	E7HZ 2557-A			1
2559 TUBE (BRAKE RESERVOIR TANK and BRAKE CHECK VALVE)					
90	CF600/700	E6HZ 2559-A			1
90	CF600/700	E6HZ 2559-B			1
90	CF600/700	E6HZ 2559-C			1
90	CF600/700	E6HZ 2559-D			1
2A567 COCK ASSY. (BRAKE RESERVOIR DRAIN)					
90	CF600/700	E6HZ 2A567-A	For L.H.reservoir		1
90	CF600/700	E7HZ 2A567-C	For rear R.H. reservoir		1
90	CF600/700	E7HZ 2A567-A	For front reservoir		1
2569 TUBE (INTAKE MANIFOLD TO BRAKE CHECK VALVE)					
Improvise from bulk tubing (2269) and improvise insulators from rubber hose, friction tape, etc.					
90	B-C-F-FT-LN700/900	C4TZ 2569-C	10" developed length		1
90	B-C-F-LN600/700 -- 8 cyl. 330-H/D				1
90	B-F-LN600	C5TZ 2569-A	29" developed length		1
90	CT800/900	C6TZ 2569-A	47 1/2" long		1
90	C800	27113-S7-8	(U-176)-screw (tube to eng. bracket)-No. 10-32 x 3/4"		1
		34903-S8	(X-96)-lockwasher-No. 10		AR
		34079-S7	(M-163)-nut-No. 10-32		AR
		34803-S7	(X-60)-lockwasher-No. 10		AR
		373150-S2	(GG-190)-clip (tube to fuel line bracket)		1
90	C800	358341-S2	(GG-46)-clip (tube to brake tube bracket)		1
90	C800, LN700	358243-S	(II-48)-reducer (tube to intake manifold)-1/2" to 3/8" pipe		1
90	B-C-F-FT600/800	359944-S	(II-165)-elbow (tube to manifold)-90°		1
90	B-F600	372941-S	(II-201)-tee (tube to check valve)		1
90	B-F600/700	87500-S	(I-31-B)-elbow (tube to manifold)-45°-1/2" tube		1

1990/
TRUCK SERIES 600/900

YEAR	MODEL/RESTRICTIONS	PART NUMBER	DESCRIPTION	QTY.
2570	TUBE (BRAKE AIR BOOSTER TO DASH TEE) Improvise from bulk tubing (2269) and improvise insulators from rubber hose, friction tape, etc.			
90	F750	374429-S	(IL-187-J)-elbow assy. (tube)-90°	1
2571	TUBE (AIR BRAKE RESERVOIR CONNECTING) Improvise from bulk tubing (2269) and improvise insulators from rubber hose, friction tape, etc.			
2B571	ACTUATOR ASSY. (BRAKE AIR HYDRAULIC POWER)			
90	CT800/900 -- 15M,16M frt. axle w/disc brakes	D7HZ 2B571-B	#D6HT 2B571-BA-w/front axle anti-skid	1
90	CT800/900 -- 16m, 18m frt. axle w/disc brakes	D7HZ 2B571-D	#D6HT 2B571-DA-w/o front axle anti-skid	1
90	CF600/800	E7HZ 2B571-A	R.H.	1
		E7HZ 2B571-B	L.H.	1
90	LNT-LT-LTS800/900 -- 16m 18M,20M frt. axles w/disc brakes	D7HZ 2B571-A	#D6HT 2B571-AA-w/front axle anti-skid	1
90	LNT-LT-LTS 800/900 -- 16m, 18M,20M frt. axles w/disc brakes	D7HZ 2B571-C	#D6HT 2B571-CA-w/o front axle anti-skid	1
2B572	WIRING ASSY. (BRAKE SKID CONTROL MODULATOR TO SENSOR)			
90	CLT900 -- Eaton system	D9HZ 2B572-A	Use with D8HT 2B373-AA	1
90	CL-CLT900 -- Eaton system	D9HZ 2B572-B	Use with D8HT 2B373-CA	1
90	CLT900 -- Eaton system	D9HZ 2B572-C	Use with D8HT 2B373-EA	1
90	CLT900 -- Kelsey-Hayes system	D9HZ 2B572-D	Use with D8HT 2B373-BA	1
90	CL-CLT900 -- Kelsey-Hayes system	D9HZ 2B572-E	Use with D8HT 2B373-DA	1
90	CLT900 -- Kelsey-Hayes system	D9HZ 2B572-F	Use with D8HT 2B373-FA	1
2K572	CONNECTOR (BRAKE TUBE)			
90	F-FT800/900	E4HZ 2K572-A		1
90	B-C-L-LN-LNT-LT -- w/ Hyd. Vac. brakes-mdl. 81	E4HZ 2K572-B		1
90	B-C-L-LN-LNT -- w/ Hyd. Vac. brakes-mdl. 84	E4HZ 2K572-C		1
2573	BUZZER ASSY. (LOW BRAKE AIR PRESSURE)			
90	B-F-FT600/900, L-LN-LNT-LT-LTL 800/900	D0HZ 2573-A		1
90	C-CT600/900,CL-CLT900			1
90	B-F-L-LN600/900 -- w/6.6L, 7.0L engs.	E7HZ 2573-A		1
90	CF600/700	E6HZ 2573-A		1
90	CL-CLT900	D8HZ 2573-A		1
2A574	SWITCH ASSY. (BRAKE LOW AIR PRESSURE)			
90	B-F-FT600/900, C-CT600/900, L-LN-LNT-LT-LTL-LTS 600/900	D5TZ 2A574-A	#D5TA 18737-AA	2
90	B-F-FT600/900 -- w/o tractor pkg	D5TZ 2A574-B	#D5TA 18737-CA	2
90	CF600/700	E6HZ 2A574-A	Foot control valve (2A270)	1
90	CF600/700	E6HZ 2A574-C	Pkg. brake control (2A622)	1
90	CF600/800	E7HZ 2A574-A	Pkg. brake control (2A622)	1
90	CL-CLT900	D8HZ 2A574-A		2
2B574	HOSE ASSY. (BRAKE BOOSTER PRESSURE LINE)			
90	B-F-FT600/800 -- 3208 engines	E3HZ 2B574-A		1
90	B-F-FT 600/900 -- w/Hyd. vac. brakes and 6.1L,7.0L,8.2 engines	E4HZ 2B574-H		1
90	B-F-FT600/900 -- w/Hyd. vac. brakes and 3208 engines	E4HZ 2B574-G		1
90	B-F-LN600/750 -- w/6.6L, 7.8L engs.	E7HZ 2B574-C		1
90	C600/900 -- w/Hyd. vac. brakes	E4HZ 2B574-A		1

BRAKE BOOSTER and RELATED PARTS

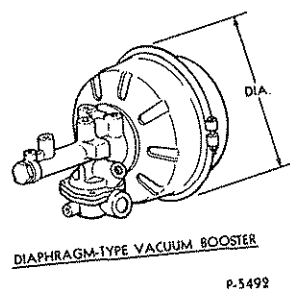
This section incl. the following-		Page			Page
A.	Brake Booster T.S.L. and Identification Cross-Reference Chart	2	C.	Bendix brake vacuum booster identification tag	1
B.	Illustration to identify booster types	1	D.	Model Application Chart	2
			E.	Brake Booster Components Parts Lists	6

HOW TO LOCATE BRAKE BOOSTERS and THEIR COMPONENTS

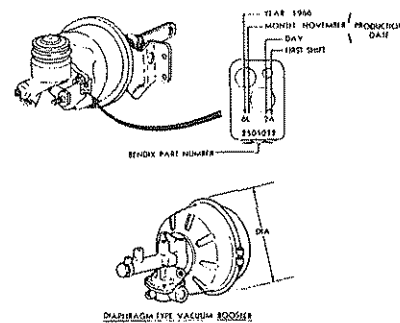
1. Use the identification tags
 - a. Ford trucks use Bendix or Midland-Ross boosters, and both types have an identification tag carrying the Ford production number and the manufacturer number. The illustration below shows how booster diameter is measured and shows the location of the identification tag on a Bendix booster.
 - b. Locate the tag on the booster and find the Ford number and manufacturer number.
 - c. Use the T.S.L. and Identification Cross-Reference Chart on page 2 to translate the Ford number or the manufacturer number into a service part number for the booster or the booster repair kit.
 - d. For component parts other than the booster (2005) or major repair kit (2309), refer to the Parts List column on page 2. These parts lists start on page 6.
2. Use the Truck Specification List (T.S.L.)
 - a. Locate the Ford production number shown on the T.S.L. in the box marked "Brake Booster Assy."
 - b. Use the T.S.L. and Identification Cross-Reference Chart on page 2 to translate the Ford production number into a service part number for the booster or the booster repair kit.
 - c. For component parts other than the booster (2005) or major repair kit (2309), refer to the parts list column on page 2. These parts lists start on page 6.
3. Use the Model Application
 - a. Determine the year and model of the truck by de-coding the truck warranty plate from the General Information Section of this Catalog.
 - b. Determine whether the unit has a single brake system (single fluid reservoir in brake master cylinder) or split brake system (two fluid reservoirs in brake master cylinder).
 - c. Use the Model Application Chart, starting on page 2 to determine the service part number of the booster needed.
 - d. For the repair kit (2309) and other component parts, it is necessary to know the Ford production number or the manufacturer number from the tag on the booster.
 - e. For the major repair kit (2309), obtain the Ford production number or manufacturer number from the booster tag, and then determine the service part number of the (2309) kit in the T.S.L. and Identification Cross-Reference Chart on page 2.
 - f. For booster components other than the repair kit (2309), obtain the Ford production number or manufacturer number from the booster tag, and then determine the parts list for these parts from the T.S.L. Identification Cross-Reference Chart on page 2. Turn to the Parts Lists, starting on page 6, and select the part needed.

HOW TO LOCATE BRAKE MASTER CYLINDER and REPAIR KIT

1. Use the Model Application
 - a. Determine the year and model of the truck by de-coding the Truck Warranty Plate from the General Information Section of this Catalog.
 - b. Determine whether the unit has a single brake system (single fluid reservoir in brake master cylinder) or split brake system (two fluid reservoirs in brake master cylinder).
 - c. Use the Model Application Chart, starting on page 2 to determine the service part number of the brake master cylinder needed.
 - d. The repair kit (2004) is listed in the Model Application Chart directly below the service master cylinder.
 - e. Component parts of the brake master cylinder such as cover (2162), gasket (2167), etc. will be found under their respective groups in this Catalog.



P5492 and P-16526



1990/
TRUCK SERIES 600/900

BRAKE BOOSTER T.S.L. and IDENTIFICATION CROSS-REFERENCE CHART

IDENTIFICATION NUMBER	SIZE (INCHES)	BRAKE SYSTEM	MFR.	SERVICE PART NUMBER		PARTS LIST NO.♦
				BOOSTER	REPAIR KIT	
Notes: ♦ Booster parts lists follow Application Chart, § Booster details not serviced. Manufacturer-B-Bendix, M-Midland-Ross						
E4HT 2B195-LC		Split	B	E4HZ 2005-B & E4HZ 2140-B	E4HZ 2309-A	1
E4HT 2B195-LD		Split	B	E4HZ 2005-B & E4HZ 2140-B	E4HZ 2309-A	1
E4HT 2B195-LE		Split	B	E4HZ 2005-B & E4HZ 2140-B	E4HZ 2309-A	1
E4HT 2B195-MC		Split	B	E4HZ 2005-B & E4HZ 2140-B	E4HZ 2309-A	1
E4HT 2B195-MD		Split	B	E4HZ 2005-B & E4HZ 2140-B	E4HZ 2309-A	1
E4HT 2B195-ME		Split	B	E4HZ 2005-B & E4HZ 2140-B	E4HZ 2309-A	1
E4HT 2B195-NB		Split	B	E4HZ 2005-A & E4HZ 2140-A	E4HZ 2309-A	1
E4HT 2B195-NC		Split	B	E4HZ 2005-A & E4HZ 2140-A	E4HZ 2309-A	1
E4HT 2B195-ND		Split	B	E4HZ 2005-A & E4HZ 2140-A	E4HZ 2309-A	1
E4HT 2B195-RB		Split	B	E4HZ 2005-A & E4HZ 2140-A	E4HZ 2309-A	1
E4HT 2B195-RC		Split	B	E4HZ 2005-A & E4HZ 2140-A	E4HZ 2309-A	1
E4HT 2B195-RD		Split	B	E4HZ 2005-A & E4HZ 2140-A	E4HZ 2309-A	1
E4HT 2B195-SC		Split	B	E4HZ 2005-A & E4HZ 2140-A	E4HZ 2309-A	1
E4HT 2B195-SD		Split	B	E4HZ 2005-A & E4HZ 2140-A	E4HZ 2309-A	1
E4HT 2B195-SE		Split	B	E4HZ 2005-A & E4HZ 2140-A	E4HZ 2309-A	1
E5HT 2B195-CA		Split		E6HZ 2005-H & E4HZ 2140-A	E4HZ 2309-A	1
E6HT 2B195-CA		Split		E6HZ 2005-H & E4HZ 2140-A	E4HZ 2309-A	1
C-4085-M	13	Split	M	D0HZ 2005-A & C9TZ 2140-J	Not available	\$
C-4085-P	13	Single	M	D0HZ 2005-A & D0HZ 2140-C	Not available	\$

**1990/
TRUCK SERIES 600/900**

MODEL APPLICATION CHART

YEAR	MODEL/RESTRICTIONS	BOOSTER					MASTER CYL.	
		DIA. (INCHES)	L O C. ●	M F R.	PART NUMBER BOOSTER (2005)	PARTS LIST NO.	DIA. (INCHES)	PART NUMBER
								MASTER CYL. (2140) REPAIR KIT (2004)
Notes: ▲ Uses 2 boosters, ● Location-D-dash, F-frame, \$ Booster details not serviced. Manufacturer-B-Bendix, M-Midland Ross.								
B SERIES								
90	B600/700 -- split hydro-max hyd. brakes		D	B	E6HZ 2005-H	1	1 3/4	E4HZ 2140-A E4HZ 2004-A
C SERIES								
90	CT800 -- air over hydraulic brakes				Refer Grp. 2B571			Refer Grp. 2140
90	C800 -- split hydro-max hyd. brakes -- 6M,7M axles		F	B	E6HZ 2005-H	1	1 3/4	E4HZ 2140-A E4HZ 2004-A
90	C800 -- split hydro-max hyd. brakes -- 8M axle and above		F	B	E6HZ 2005-K	1	2	E4HZ 2140-B E4HZ 2004-B
CF SERIES								
90	CF600/700							E6HZ 2140-A Cyl. & reservoir assy. E6HZ 2140-B Cylinder only E6HZ 2004-A
F-FT SERIES								
90	F600/800 -- split hydro-max hyd. brakes		D	B	E6HZ 2005-H	1	1 3/4	E4HZ 2140-A E4HZ 2004-A
90	FT800/900 -- split hydro-max hyd. brakes		D	B	E6HZ 2005-K	1	2	E4HZ 2140-B E4HZ 2004-B
L SERIES								
90	L800/900 -- split hydro-max hyd. brakes		D	B	E6HZ 2005-J	1	1 3/4	E4HZ 2140-A E4HZ 2004-A
LN-LNT-LT-LTS SERIES								
90	LNT-LT-LTS 800/900 -- air over hydraulic brakes				Refer Grp. 2B571			Refer Grp. 2140
90	LN600/800 -- split hydro-max hyd. brakes		D	B	E6HZ 2005-J	1	1 3/4	E4HZ 2140-A E4HZ 2004-A
90	LNT-LT800/900 -- split hydro-max hyd. brakes		D	B	E6HZ 2005-L	1	2	E4HZ 2140-B E4HZ 2004-B

1990/
TRUCK SERIES 600/900

QTY.	PART NUMBER	DESCRIPTION	QTY.	PART NUMBER	DESCRIPTION
BRAKE BOOSTER E4HZ 2005-A,B-PARTS LIST NO. 1			BRAKE BOOSTER E4HZ 2005-A,B-PARTS LIST NO. 1 -- Cont'd		
1	E4HZ 2F005-A	Relay assy.-accessory safety booster	1	E4HZ 2L195-A	End cap and filter kit-brake booster
1	E7HZ 2A016-A	Pump and motor assy.-brk. booster	1	E4HZ 2C225-A	Harness assy.-brake booster
1	E4HZ 2032-A	Bracket-booster mounting-use with C600/900 trucks	1	E4HZ 2C226-A	Plug and seal assy.-brake booster
1	E4HZ 2032-C	Bracket-booster mounting-Use with L-LN-LNT-LT600/900 trucks	2	E0HZ 2M251-A	Seal-brake booster body to pump motor
1	E4HZ 2L032-A	Housing assy.-brake booster front	1	E5HZ 2B257-A	Valve assy.-brake pressure differential valve piston-1985/
1	E4HZ 2076-A	Fitting-brake master cylinder outlet-9/16"-18	2	E4HZ 2B262-A	Seal-brake pressure differential valve piston
1	E4HZ 2076-B	Fitting-brake master cylinder outlet-1/2"-20	1	E2FZ 2B264-B	Switch assy.-brake pressure differential valve warning lamp
1	E4HZ 2N091-A	Rod-Brake booster-use with L-LN-LNT-LT600/900 trucks	1	E4HZ 2W424-A	Diaphragm-brake master cylinder reservoir
1	E3HZ 2N091-A	Rod-Brake booster-use with B-C-F-FT600/900 trucks	1	E3HZ 2A477-A	Boot-brake booster push rod
2	E4HZ 2162-A	Cap assy.-brake master cylinder fill	1	E4HZ 2K478-A	Reservoir assy.-brake master cyl.
1	E3HZ 2B176-A	Grommet-brake booster	1	E4HZ 2L478-A	Seal kit-reservoir
			4	E2HZ 2A589-A	Nut-self-locking-brake booster

1990/
TRUCK SERIES 600/900

YEAR	MODEL/RESTRICTIONS	PART NUMBER	DESCRIPTION	QTY.
2A601 Refer to Rear Brake Parts Lists Section 22.1				
2L604 COVER (PARKING BRAKE VALVE)				
90	B-C-F-L-LN600/900	E5HZ 2L604-A		1
90	CF-LNT-LT-LTS600/900	E5HZ 2L604-B		1
2L609 RIVET (PARKING BRAKE LEVER PAWL SPRING STOP)				
90	B-F-FT600/800	D5HZ 2L609-A		1
90	C800			1
90	LN600/750			1
2614 Refer to Parking Brake Section 26.1				
2A614 WASHER (PARKING BRAKE PINION BEARING CAGE) Also refer to Parking Brake Section 26.1 and Rear Axle Section 40.1				
90	C-CT-L-LN-LNT-LT-LTS800/900	★ D1TZ 2A614-A	13/32" I.D. x 3/4" O.D. x 3/32" thick-r/b D1HZ 4A147-A	AR
2B614-20 Refer to Parking Brake Section 26.1				
2A622 VALVE ASSY. (REAR WHEEL PARKING BRAKE AIR CONTROL)				
90	C-CT800	C7TZ 2A622-A	With spring operated parking brake	1
90	B-CF-F-FT600/900	E0HZ 2A622-E	Use with E0HZ 2L781-A knob kit	1
90	B-F-FT600/900	E0HZ 2A622-F	Kit-Use to repair E0HZ 2A622-E	1
90	CL900 -- w/o trailer charge	E0HZ 2A622-C		1
90	CL900 -- w/trailer charge	E0HZ 2A622-B		1
90	CL900 -- with 5th wheel air assist and trailer charge	D8HZ 2A622-D		1
90	CL900 -- with limiting valve and trailer charge	D8HZ 2A622-E		1
90	CLT900 -- w/o trailer charge	E0HZ 2A622-D		1
90	CLT900 -- w/trailer charge	D8HZ 2A622-A		1
90	CLT900 -- with 5th wheel air assist and trailer charge	D8HZ 2A622-B		1
90	CLT900 -- with limiting valve and trailer charge	D8HZ 2A622-F		1
90	L-LN-LNT-LT-LTS600/900	D3HZ 2A622-A	Air brakes	1
2B622 BUTTON (BRAKE CONTROL VALVE LEVER LOCK)				
90	B-C-CT-F-FT-L-LN-LNT-LT-LTS600/900	DOTZ 2B622-A		1
2L622 SPOOL VALVE ASSY.				
90	CL-CLT900	D8HZ 2L622-A	Includes red knob-(Trailer Air Supply)- use with D8HZ 2A622-A,B,C,D,E,F	1
90	CL-CLT900	D8HZ 2L622-B	Includes yellow knob-(Park)- use with D8HZ 2A622-A,B,C,D,E,F	1
90	CL-CLT900	D8HZ 2L622-C	Includes blue knob-(Charge Trailer)- use with D8HZ 2A622-A,B,C,D,E,F	1
90	CL-CLT900	D8HZ 2L622-D	Includes toggle lever-use with D8HZ 2A622-A,B,C,D,E,F	1
2630-2A636 Refer to Parking Brake Section 26.1				
2A637-8 Refer to Rear Brake Parts List Section 22.1				
2640-2644 Refer to Parking Brake List Section 26.1				
2B643 TUBE ASSY. (PARKING BRAKE RELAY VALVE TO BOOSTER RESERVOIR)				
90	B-F600/800 -- w/gas & 8.2L dsl. engine	E4HZ 2B643-A	HRI valve to pump	1
90	B-F600/800 -- w/gas & 8.2L dsl. engine	E4HZ 2B643-K	HRI valve exhaust to pump	1
90	B-F600/800 -- w/3208 dsl. engine	E4HZ 2B643-B	HRI valve to pump	1
90	B-F600/800 -- w/3208 dsl. engine	E4HZ 2B643-L	HRI exhaust to pump	1

JULY, 1989

COPYRIGHT © 1989-

FORD MOTOR

—DEARBORN, MICHIGAN

COMPANY

NEW ISSUE

1990/
TRUCK SERIES 600/900

YEAR	MODEL/RESTRICTIONS	PART NUMBER	DESCRIPTION	QTY.
2B643 TUBE ASSY. (PARKING BRAKE RELAY VALVE TO BOOSTER RESERVOIR) — Cont'd				
90	C800	E4HZ 2B643-J	HRI valve to pump	1
90	C800	E4HZ 2B643-T	HRI valve exhaust to pump	1
90	L-LT-LTL-LTS800/900 -- w/gas & 8.2L dsl. engine	E4HZ 2B643-E	HRI valve to pump	1
90	L-LT-LTL-LTS800/900 -- w/gas & 8.2L dsl. engine	E4HZ 2B643-P	HRI valve exhaust to pump	1
90	L-LT-LTL-LTS800/900 -- w/3208 dsl engine	E4HZ 2B643-G	HRI valve to pump	1
90	L-LT-LTL-LTS800/900 -- w/3208 dsl. engine	E4HZ 2B643-S	HRI valve exhaust to pump	1
90	LN-LNT600/900 -- w/gas & 8.2 dsl. engine	E4HZ 2B643-F	HRI valve to pump	1
90	LN-LNT600/900 -- w/gas & 8.2 dsl. engine	E4HZ 2B643-R	HRI valve exhaust to pump	1
90	LN-LNT600/900 -- w/3208 dsl. engine	E4HZ 2B643-H	HRI valve to pump	1
90	LN-LNT600/900 -- w/3208 dsl. engine	E4HZ 2B643-N	HRI valve exhaust to pump	1
90	L800/900 -- 6.6L, 7.8L engs.	E7HZ 2B643-D		1
90	LN700/900 -- 6.6L, 7.8L engs.	E7HZ 2B643-F		1
2B644 TUBE ASSY. (PARKING BRAKE CONTROL VALVE TO RESERVOIR)				
90	B-F-FT600/800 (model 81)	E7HZ 2B644-A		1
90	B-F600/800 (model 84)	E5HZ 2B644-B		1
90	C800	E5HZ 2B644-A		1
90	L-LN-LT-LTL-LTS800/900	E5HZ 2B644-C		1
90	LN600/700	★ E4HZ 2B644-B	R/b Mat 86033	1
2B645 TUBE ASSY. (PARKING BRAKE CONTROL TO RELAY VALVE)-If not listed below Improvise from bulk tubing (2269) and improvise from rubber hose, friction tape, etc.				
90	C800	E5HZ 2B645-C		1
90	F-FT600/800	E5HZ 2B645-A		1
90	L-LN-LNT-LT600/800	E5HZ 2B645-B		1
2B646 TUBE ASSY. (PARKING BRAKE RELAY VALVE)				
90	C800	E5HZ 2B646-C		1
90	F-FT600/800	E5HZ 2B646-A		1
90	L-LN-LNT-LT600/800	E5HZ 2B646-B		1
2647-2B663 Refer to Parking Brake List Section 26.1				
2B647 TUBE ASSY. (PARKING BRAKE RELAY VALVE HOSE BRACKET)				
90	B-F-FT600/800	E4HZ 2B647-D	Rear-rear	1
90	B-F-FT600/800	E4HZ 2B647-E	Rear-front	1
90	B-F-FT600/800	E4HZ 2B647-F	Middle-front	1
90	B-F600/800	E7HZ 2B647-A	Front-front	1
90	F600/800 -- w/Hyd. brks.	E9HZ 2B647-A		1
90	C800	E4HZ 2B647-B		1
90	L-LN-LT-LTL-LTS600/900	E4HZ 2B647-C		1
90	L-LN800 -- with 234" W.B. and Hyd. brakes	E9HZ 2B647-B		1
90	L-LN800 -- with 246" W.B.- and Hyd. brakes	E9HZ 2B647-C		1
90	L-LN800 -- with 258" W.B.- and Hyd. brakes	E9HZ 2B647-D		1

1990/
TRUCK SERIES 600/900

YEAR	MODEL/RESTRICTIONS	PART NUMBER	DESCRIPTION	QTY.
2L647 HEAT SHIELD (PARKING BRAKE TUBES)				
90	B-F600/800	E5HZ 2L647-A		1
2B648-9 TUBE ASSY. (PARKING BRAKE)				
90	B-F600/900 -- with Rockwell RS-15-210 rear axle	E7HZ 2B648-D	R.H.	1
		E7HZ 2B649-D	L.H.	1
90	B-F600/900 -- with 13M,15M and Rockwell RS-15-120 rear axles	E7HZ 2B648-A	R.H.	1
		E7HZ 2B649-A	L.H.	1
90	B-F-L-LN600/900 -- with 17.5M,21M rear axles	E7HZ 2B648-B	R.H.	1
		E7HZ 2B649-B	L.H.	1
90	B-F-L-LN600/900 -- with 23M and Rockwell RS-20-230, RS-21-230 rear axles	E7HZ 2B648-C	R.H.	1
		E7HZ 2B649-C	L.H.	1
90	C800 -- with 19M, 22M rear axles	E4HZ 2B648-B	R.H.	1
		E4HZ 2B649-B	L.H.	1
2K648 SLEEVE (PARKING BRAKE ROD ADJUSTMENT)				
90	F-FT-L-LN-LNT-LT 600/900 -- w/Hyd. vac. brakes	★ E4HZ 2K648-A	R/b Mat 86032	1
2L649 PISTON BEARING REPAIR KIT (PARKING BRAKE CHAMBER)				
90	B-C-F-FT-L-LN-LNT-LT 600/900 -- w/Hyd. vac. brks.	E4HZ 2L649-A	Use to repair E4HZ 2225-A for piston bearing repair	1
90	B-C-F-FT-L-LN-LNT-LT 600/900 -- w/Hyd. vac. brks.	E4HZ 2L649-B	Use to repair E4HZ 2225-A for bolt, nut, pin and filter replacement	1
2B650 ROD (PARKING BRAKE CONTROL VALVE ACTUATOR)				
90	F-FT600/900 -- w/Hyd. vac. brks.	E5HZ 2B650-A		1
90	L-LN-LNT-LT600/800 -- w/Hyd. vac. brakes	E5HZ 2B650-B		1
2B659 FILTER (PARKING BRAKE CHAMBER)				
90	B-C-F-FT-L-LN-LT600/900 -- w/Hyd. vac. brks.	E4HZ 2B659-A		1
2A692 SPACER (PARKING BRAKE CABLE)-Improvise-Also refer to Parking Brake Section 26.1				
2L697 Refer to Power Steering Parts Lists Section 36.1				
2A701 PIPE (PARKING BRAKE DRAIN)-Improvise-Also refer to Parking Brake Section 26.1				
2A702-10 Refer to Parking Brake Section 26.1				
2A711 Refer to group 2780				
2A712 Refer to Parking Brake Section 26.1				
2A713 BOOT (PARKING BRAKE LEVER)				
90	B-F-FT600/900	E0TZ 2A713-A	7 7/8" x 3 3/4"	1
2A714 RETAINER (PARKING BRAKE LEVER BOOT)				
90	B-F-FT600/900	C7TZ 2A714-D	7 11/16" x 3 11/32"	1
90	C-CT800	C9HZ 2A714-A	Seal-4 holes	1
90	C-CT800	C9HZ 2A714-B	Seal-6 holes	1
2A725 TUBE (REAR WHEEL PARKING BRAKE CONTROL VALVE TO FOOT CONTROL VALVE SUPPLY) Improvise from bulk tubing (2269) and improvise insulators from rubber hose, friction tape, etc.				

JULY, 1989

COPYRIGHT © 1989-

FORD MOTOR
COMPANY

—DEARBORN, MICHIGAN

NEW ISSUE

1990/
TRUCK SERIES 600/900

YEAR	MODEL/RESTRICTIONS	PART NUMBER	DESCRIPTION	QTY.
2A726 TUBE (REAR WHEEL PARKING BRAKE CONTROL VALVE TO FOOT CONTROL VALVE) Improvise from bulk tubing (2269) and improvise insulators from rubber hose, friction tape, etc.				
90	B600/750	351428-S7	(XX-166)-washer (tube to bracket)-flat-7/16"	1
90	B-F600/750	381764-S	(II-201-AK)-tee assy. (to reservoir to valve)- 1/4" x 1/2" pipe x 1/2" tube	1
90	B700/750	374429-S	(II-187-J)-elbow (tube)-90°	1
90	C800		Elbow (tube to air straight tube)	2
2A728 Refer to group 2078				
2A729 TUBE (PARKING BRAKE REAR WHEEL L.H.) Improvise from bulk tubing (2269) and improvise insulators from rubber hose, friction tape, etc.				
2A730 BRACKET (PARKING BRAKE AIR CONTROL VALVE)				
90	C-CT800	C8TZ 2A730-A	With spring operated parking brake, tractor trailer equipment and limiting valve	1
90	F600/880 (81), C-CT600/900 brake skid control	D5HZ 2A730-B	#D4HS 2A730-AA-w/frt whl limiting valve	1
90	B-F700/800 -- w/Hyd. vac. brks.-model 81	E5HZ 2A730-A		1
90	B-F700/800 -- w/Hyd. vac. brks.-model 84	E5HZ 2A730-B		1
90	CF600/800	E8HZ 2A730-A		1
90	L-LN600/800 -- w/Hyd. vac. brks.	E5HZ 2A730-C		1
2A736 KNOB (REAR WHEEL PARKING BRAKE AIR CONTROL VALVE)				
90	LN600/700, L-LN-LNT-LT-LTS800/900	DOHZ 2A736-A	Air brakes	1
		370121-S7	(NN-107)-pin (knob to valve)-spring-5/32" x 1"	1
2A745 BRACKET (PARKING BRAKE RELAY VALVE)				
90	B-F-FT600/900 -- exc. 6.6L, 7.8L engs.	E4HZ 2A745-A		1
90	L-LN-LNT-LT700/800			1
90	C800	E4HZ 2A745-B		1
2A747 VALVE ASSY. (BRAKE AIR HAND CONTROL)-Also refer to group 2949				
90	F-FT700/900 -- Non-unitized tractor pkg.	E0HZ 2A747-A		1
90	CF700/800	E8HZ 2A747-A	Tractor Trailer	1
90	CL-CLT900	D8HZ 2A747-A	#D7HT 2A747-AB, D9HT 2A747-AA	1
90	L800/900, LN600/900, LNT-LT-LTS800/900	DOHZ 2A747-A	Air brakes and tractor trailer equipment	1
2749 Refer to Parking Brake Section 26.1				
2A753 REAR WHEEL PARKING BRAKE REPAIR KIT				
90	All w/Maxibrake	D1HZ 2A753-A		AR
2A755-6 TUBE (PARKING BRAKE AIR CHAMBER CONNECTING) Improvise from bulk tubing (2269) and improvise insulators from rubber hose, friction tape, etc.				
2A761 SEAL (PARKING BRAKE CONTROL MOUNTING)				
90	B-C-F-L-LN600/800 -- w/Hyd. brks.	E4HZ 2A761-A		1
2A768 CABLE ASSY. (PARKING BRAKE AIR CONTROL VALVE)				
90	C800 -- 175" W/B-Maxi parking brake	C3TZ 2A768-AA	260 1/2" long	1
2A775 HOSE ASSY. (PARKING BRAKE EMERGENCY AIR SUPPLY)				
90	B-F-FT600/900	C7TZ 2A775-A	9 3/4" long-reusable hose	
90	B-F-FT600/900, LN600/900	C4TZ 2A775-A	9 3/4" long	1
90	C800	C3TZ 2A775-B	11" long-radiator shutter thermostat to air cylinder tube	1
2A776 SLEEVE (PARKING BRAKE CABLE)-Refer to group 17543				

1990/
TRUCK SERIES 600/900

YEAR	MODEL/RESTRICTIONS	PART NUMBER	DESCRIPTION	QTY.	
2780	Refer to Parking Brake Section 26.1				
2L781 LEVER ASSY. KIT (PARKING BRAKE)					
90	B-F-FT600/900	E0HZ 2L781-A	Use with E0HZ 2A622-E-Air brakes	1	
90	C-CT-LN600/900	E0HZ 2L781-B	Use with E0HZ 2951-C-Air brakes	1	
90	F-FT700/800			1	
90	L-LN-LNT-LT-LTS800/900			1	
2L781 KNOB ASSY. (PARKING BRAKE RELEASE)					
90	B-C-F-L-LN600/800 - - w/Hyd. vac. brakes	E4HZ 2L781-A		1	
86/87	CF700	E6HZ 2L781-B		1	
90	CF600/800	E8HZ 2L781-A		1	
YEAR	MODEL/RESTRICTIONS	PART NUMBER	TYPE	DESCRIPTION	QTY.
2A783 VALVE ASSY. (BRAKE RESERVOIR)					
For illustration of valves refer to Section 20, group 2A095					
90	B-F-FT700/900, F-FT600 - - diesel	D2TZ 2A783-A	15		1
90	C-CT-L-LN-LNT-LTS 600/900, CL-CLT900				
90	CF600/700	E6HZ 2A783-A			1
90	LTL9000	E1HZ 2A783-A	15		1
YEAR	MODEL/RESTRICTIONS	PART NUMBER		DESCRIPTION	QTY.
2795-97 Refer to Parking Brake Section 26.1					
2K806 VALVE ASSY. (PARKING BRAKE CONTROL)					
90	B-F600/800 (model 81)- C-L-LN600/800 - - w/ Hyd. vac. brks.	E5HZ 2K806-C			1
90	B-F600/800 (model 84)- C-L-LN600/800 - - w/ Hyd. vac. brks.	E5HZ 2K806-D			1
2L806 CONTROL VALVE KIT (PARKING BRAKE)					
90	B-F600/800(84)	E5HZ 2L806-A			1
90	B600/800(DS0)	E5HZ 2L806-E			1
90	C800	E5HZ 2L806-B			1
90	F600/800(81)	E5HZ 2L806-C			1
90	L-LN600/800	E5HZ 2L806-D			1
2A810 TUBE (PARKING BRAKE CONTROL VALVE TO REACTIVATOR VALVE)					
Improvise from bulk tubing (2269) and improvise insulators from rubber hose, friction tape, etc.					
2814-16 Refer to Parking Brake Section 26.1					
2A817 TUBE (PARKING BRAKE RESERVOIR TO RELAY VALVE)					
Improvise from bulk tubing (2269) and improvise insulators from rubber hose, friction tape, etc.					
2A830 PLATE (PARKING BRAKE AIR CONTROL VALVE BRACKET)					
90	C-CT800/900	D5HZ 2A830-A	6 3/4" long x 3/4" wide		1
2A832 BEZEL (PARKING BRAKE RELEASE)					
90	B-C-F-FT-L-LN-LNT-LT 600/900 - - w/Hyd. vac. brks.	E5HZ 2A832-A			1
2849 SPACER (PARKING BRAKE CONTROL MOUNTING)-Also refer to Section 26.1					
90	CF600/700	E6HZ 2849-A			1
2853-57 Refer to Parking Brake Section 26.1					
2A853 SEAL (PARKING BRAKE CABLE)					
90	B-F600/750,L-LN-LNT- LT-LTS800/900	E1HZ 2A853-A			1
2A864 NUT (PARKING BRAKE LEVER)					
90	B-F-FT600/900	E0HZ 2A864-A	Use with E0HZ 2A622-E and E0HZ 2951-C		1
90	L-LN-LNT-LT-LTS800/900				
90	CF600/700	E6HZ 2A864-A			1
2873 BEARING ASSY. (AIR COMPRESSOR BELT IDLER PULLEY)					
90	C-L-LN-LNT900	C30Z 2873-A	15/32" I.D. x 1 1/4" O.D. x 5/8" thick		1

JULY, 1989

COPYRIGHT © 1989—

FORD MOTOR
COMPANY

—DEARBORN, MICHIGAN

NEW ISSUE

1990/
TRUCK SERIES 600/900

2875 AIR BRAKE COMPRESSOR ASSY.

Air Brake Compressor Assemblies produced by Bendix-Westinghouse must be ordered from Bendix-Westinghouse.

Air Brake Compressor Assemblies for units with Detroit Diesel 6-71 engines must be ordered from Detroit Diesel

IDENTIFICATION CHART

STAMPED PART NUMBER	B-W PART NUMBER	STAMPED PART NUMBER	B-W PART NUMBER
D5HA 2875-YA	286006	E3HT 2875-BA	102987
D5HA 2875-ZA	285876	E3HT 2875-CA	102179
D5HA 2875-AAA	285984	E3HT 2875-DA	289015
D5HA 2875-ADA	286200	E3HT 2875-EA	102179
D5HA 2875-AFA	275803	E4HT 2875-AA	102980
D5HA 2875-AHA	282596	E4HT 2875-BA	102987
D6HA 2875-BA	288087	E4HT 2875-CA	103073
D6HT 2875-EA	289121	E4HT 2875-DA	103071
D6HT 2875-FA	289158	E4HT 2875-EA	103072
D7HT 2875-BA	288674	E4HT 2875-FA	102092
D9HT 2875-AD	289015	E4HT 2875-GA	102091
D9HT 2875-BA	289687	E4HT 2875-HA	102002
EOHT 2875-AA	101633	E4HT 2875-JA	102180
EOHT 2875-BA	101652	E4HT 2875-KA	102181
EOHT 2875-CA	101641	E4HT 2875-LA	102175
EOHT 2875-EA	101904	E4HT 2875-MA	102179
EOHT 2875-FA	101873	E4HT 2875-NA	102000
EOHT 2875-GA	292353	E4HT 2875-RA	104032
EOHT 2875-HA	249750	E4HT 2875-SA	104031
EOHT 2875-JA	290698	E5HT 2875-EA	104236
EOHT 2875-KA	288087	E6HT 2875-AA	103116-29611
EOHT 2875-LA	292578	E6HT 2875-AB	103116
EOHT 2875-NA	293908	E6HT 2875-BA	104490
E1HT 2875-DA	102180	E6HT 2875-DA	103117
E1HT 2875-EA	102179	E6HT 2875-DB	103117
E1HT 2875-FA	102181	E6HT 2875-FA	104744
E1HT 2875-GA	102175	E7HT 2875-AA	104436
E3HT 2875-AA	102980	E7HT 2875-BA	104430
		E7HT 2875-BB	104430

YEAR	MODEL/RESTRICTIONS	PART NUMBER	DESCRIPTION	QTY.
2W875 ELEMENT (AIR COMPRESSOR FILTER)				
90	All -- w/air brakes	E4HZ 2W875-A		1
2876 SHAFT (AIR COMPRESSOR BELT IDLER PULLEY)				
90	C-F-FT-L-LN600/900	B8QH 2876-A	*YS-24-1 1/16" long	1
2877 BRACKET ASSY. (AIR COMPRESSOR BELT IDLER ADJUSTING PULLEY)				
90	C-L900	B8QH 2877-B		1
2877 AIR BRAKE COMPRESSOR REPAIR KIT (INLET ADAPTER)				
90	CF600/700	E6HZ 2877-A	For unsold units	1
90	CF600/700	E6HZ 2877-B	For units in service	1
2A878 SHIELD (BRAKE AIR COMPRESSOR GOVERNOR HEAT)				
90	L900	C2TZ 2A878-A		1
90	LTL900	E2HZ 2A878-A		1
2A880 ADAPTER (AIR COMPRESSOR MOUNTING)				
90	L-LN-LNT-LT-LTS 800/900 -- 8 cyl. 401, 477, 584 gas	D0TZ 2A880-A	7 1/4 & 12 cu. ft. compressor	1
90	L-LN-LNT-LT900 -- 8 cyl. 568 Detroit 8V-71 diesel	★	Order 5143537 from Detroit Diesel	1
90	B-F-FT-L-LN-LNT-LT-LTS 700/900 -- Cat. diesel	D7HZ 2A880-A	#D7HT 2A880-BA-12 cu. ft. compressor	1
90	B-F-FT-L-LN-LNT-LT-LTS 700/900 -- Cat. diesel	D7HZ 2A880-B	#D7HT 2A885-AA-7 1/4 cu. ft. compressor and vacuum pump	1

1990/
TRUCK SERIES 600/900

YEAR	MODEL/RESTRICTIONS	PART NUMBER	DESCRIPTION	QTY.
2A881 SUPPORT (AIR COMPRESSOR MOUNTING BRACKET)				
90	B-F-FT-L-LN-LNT-LT-LTS700/900 -- Cat. diesel	D7HZ 2A881-A	#D7HT 2A962-AA	1
2882 BRACKET (AIR COMPRESSOR TO CYLINDER BLOCK)-Also refer to groups 10337, 3A732 and 2A452				
90	B-F-FT600/900 -- 8 cyl. 370,429 exc. FS6 A/C	E0HZ 2882-B	#E0HT 19D624-BB	1
90	B600/700 -- 8.2L diesel-air brakes	E4HZ 2882-A		1
90	B600/700 -- gas engs.- California	E5HZ 2882-D		1
90	B600/700 -- 7.8L dsl. eng.	E7HZ 2882-A		1
90	B600/700 -- 6.6,7.8 engs. w/Sanden compressor	E8HZ 2882-B	Rear	1
90	B600/700 -- 6.6,7.8 engs. w/Sanden compressor	E8HZ 2882-C	Front	1
90	F-FT600/900 -- 8.2L diesel- air brakes	E4HZ 2882-A		1
90	F-FT600/900 -- 8.2L diesel with A/C	E0HZ 2882-F	#E0HT 19D624-AB	1
90	F-FT600/900 -- gas eng. with FS6 A/C	E4HZ 2882-B	Bracket	1
90	F-FT600/900 -- gas eng. with FS6 A/C	E4HZ 2882-F	Support	1
90	F-FT700/900 -- w/3208 eng. and A/C	E4HZ 2882-D		1
90	F600/700 -- gas engs.- California	E5HZ 2882-D		1
90	F600/800 -- 7.8L dsl. eng.	E7HZ 2882-A		1
90	F-FT600/800 -- 6.6,7.8 engs. w/Sanden compressor	E8HZ 2882-B	Rear	1
90	F-FT600/800 -- 6.6,7.8 engs. w/Sanden compressor	E8HZ 2882-C	Front	1
90	C600/800 -- 8.2L diesel-air brakes	E4HZ 2882-A		1
90	C-CT900 -- without P/S	C4TZ 2882-A		1
90	C-CT600/800 -- Cat. diesel	D1HZ 2882-A	#D1HA 2882-AA	1
90	CL-CLT900 -- Cum. NTC 290 and 350 with A/C	D8HZ 2882-A	#D7HA 19D624-AA	1
90	CL-CLT900 -- Cum. KT-450 and KTA-525 with A/C "From 4/82"	E2HZ 2882-A		1
90	CL-CLT900 -- Cat. 3406 diesel with A/C	D9HZ 2882-B	#E0HT 19N586-AA	1
90	CL-CLT900 -- Detroit 6V-92,8V-71TA and 8V-92TA diesel with A/C	E0HZ 2882-D	#E0HT 19D624-EA	1
90	CL900 -- w/Cummins L-10 eng.	E8HZ 2882-A		1
90	L800 -- cat. diesel 3208 with A/C	D5HZ 2882-B	#D5HA 19D624-CA,CB	1
90	LN600/800 -- 8.2L diesel eng.	E4HZ 2882-A		1
90	LN600/800 -- 7.8L dsl. eng.	E7HZ 2882-A		1
90	L-LN-LNT-LT-LTS600/800 -- Cat. diesel	D2HZ 2882-A	#D0HA 2882-R-air brakes	1
90	L-LT-LTS900 -- 8 cyl. 568 Detroit 8V-71 diesel with A/C	D0HZ 2882-D	#D0HA 2882-M	1
90	L-LN-LNT-LT800 -- 8 cyl. gas with A/C	D0TZ 2882-B	#D0TE 2882-B	1
90	L-LN-LNT-LT-LTS800/900 -- 8 cyl. 401, 475, 477, 534 with A/C	D0HZ 2882-G	#D0HA 2882-S	1
90	L-LN-LNT-LT-LTS600/800 -- 8 cyl. 370,429 with A/C	E0HZ 2882-B	#E0HT 19D624-BB	1
90	L-LN-LNT-LT-LTS800 -- gas eng. w/A/C	E4HZ 2882-B		1

JULY, 1989

COPYRIGHT © 1989--

FORD MOTOR
COMPANY

--DEARBORN, MICHIGAN

NEW ISSUE

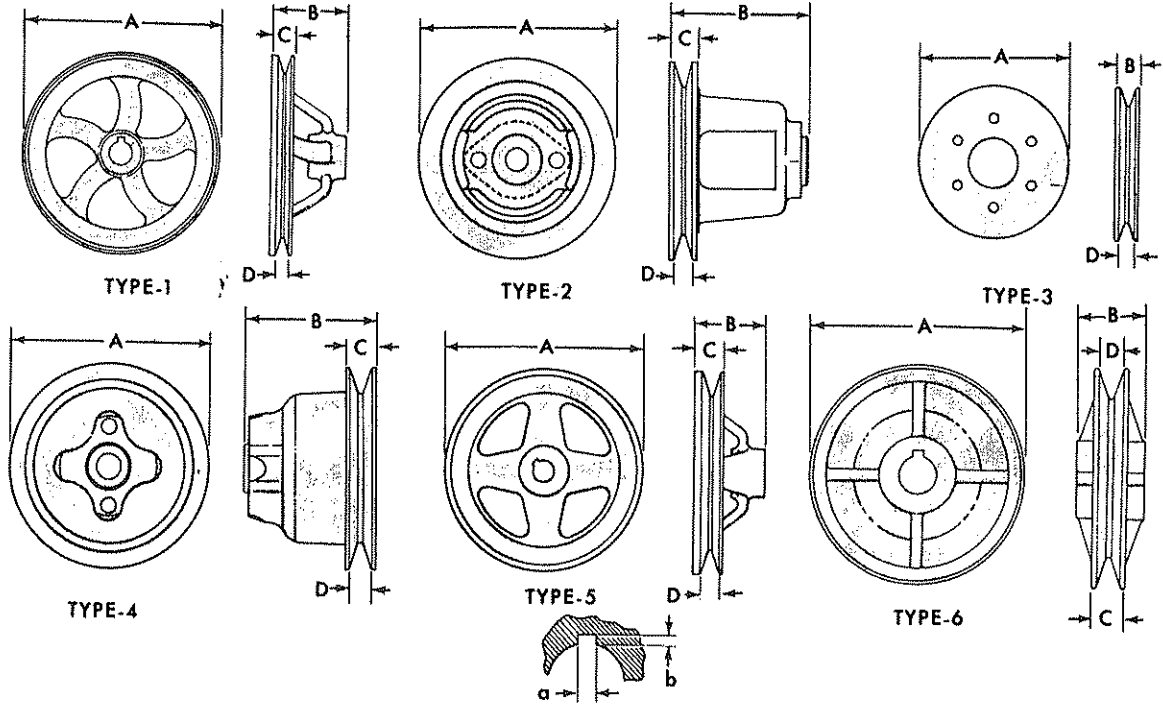
1990/
TRUCK SERIES 600/900

YEAR	MODEL/RESTRICTIONS	PART NUMBER	DESCRIPTION	QTY.
2882 BRACKET (AIR COMPRESSOR TO CYLINDER BLOCK)-Also refer to groups 10337, 3A732 and 2A452 — Cont'd				
90	L-LN-LNT-LT-LTS900 -- 6 cyl. 426 Detroit 6-71 diesel	DOHZ 2882-B	#DOHA 2882-F	1
90	L-LT-LTS900 -- Cat. 3406 diesel diesel with A/C	D4HZ 2882-B	#D4HA 2882-BA	1
90	L-LT900 -- 8 cyl. 568 Detroit 8V-71 diesel with A/C	DOHZ 2882-F	#DOHA 2882-N	1
90	L-LN-LNT-LT-LTS900 -- w/Cum. NTC diesel with A/C	E4HZ 2882-G		1
90	L-LN-LNT-LT900 -- Cum V-903 diesel with A/C	★ D2HZ 2882-B	#D2HA 19D624-CA	1
90	LN-LNT900 -- Cum. NTC350,290, 300 diesel w/drop frame and A/C	E1HZ 2882-C		1
90	LNT900 -- w/L-10 eng.	E4HZ 2882-H		1
90	L-LN-LNT600/900 -- 6,6,7,8 engs.-w/Sanden compressor	E8HZ 2882-B	Rear	1
90	L-LN-LNT600/900 -- 6,6,7,8 eng.-w/Sanden compressor	E8HZ 2882-C	Front	1
90	LN-LNT800/900 -- w/3306 Cat. dsl.	E9HZ 2882-A		1
90	B-C-F600/800	20408-S7	(B-81)-bolt (compressor to mounting bracket)	4
90	C800, L-LN700/800	43011-S	(B-263)-bolt (bracket to cyl. block)-locking-3/8"-16 x 2 5/8"	1or2
90	C800	356321-S8	(XX-311)-spacer (compressor to mounting bracket)-13/32" I.D. x 7/8" O.D. x 5/32" thick	4
90	B-F-LN600 -- gas			4
90	B-F-LN600	370807-S	(BB-414)-bolt (bracket to cylinder block)-locking 5/16"-18 x 4 1/8"	1
90	B-F-LN600 -- 6 cyl. 300 H/D	377325-S7-8	(BB-199-F)-bolt (compressor to engine)-1/2"-13 x 5 1/4"	1
90	C800	20534-S8	(B-90)-bolt (bracket to cyl. block)-3/8"-16 x 2 1/4"	1or3
90	C-LN600/700 -- diesel	20427-S8	(B-158)-bolt (bracket to engine front mounting plate)-5/16"-24 x 1 1/4"	1
		33798-S8	(M-62)-nut-5/16"-24	
		33800-S8	(M-63)-nut-3/8"-24	
		34671-S8	(M-67)-nut-7/16"-20	
2883 BRACKET (AIR COMPRESSOR ADJUSTING)				
90	B-F-FT600/900 -- 8 cyl. 370,429 with A/C	E0HZ 2883-A	#E0HT 19D620-AA	1
90	B-F-FT600/900 -- 8.2L Det. diesel with A/C	E0HZ 2883-B	#E0HT 19D620-BB	1
90	CL-CLT900 -- Cum. KT-450 and KTA-525 diesel with A/C	D8HZ 2883-B	#D7HT 19D774-CB	1
90	CL-CLT900 -- Detroit 6V-92 8V-71TA, and 8V-92TA diesel with A/C	E0HZ 2883-C	#E0HT 19D625-BA	1
90	L-LN-LNT-LT-LTS900 -- Cum diesel with A/C	C8HZ 2883-A		1
90	L-LN-LNT-LT-LTS600/800 -- 8 cyl. 370,429 with A/C	E0HZ 2883-A	#E0HT 19D620-AA	1
90	F-FT-L-LN-LNT-LT-LTS 700/900 -- w/3208 eng. and A/C	E4HZ 2883-A		1
90	L-LN-LNT-LT-LTS800/900 -- w/Cummins NTC eng. & A/C	E4HZ 2883-B		1
90	LNT9000 -- w/L-10 eng. and A/C			1
90	LN900 -- w/L-10 eng. and A/C	E4HZ 2883-C		1
90	LTL9000 with NTC 444 eng. & A/C	E8HZ 2883-A		1

2884

PULLEY (AIR COMPRESSOR)-Also refer to groups 8509 and 8678

AIR BRAKE PULLEY SIZE CHART



KEYWAY DIMENSION 'E'

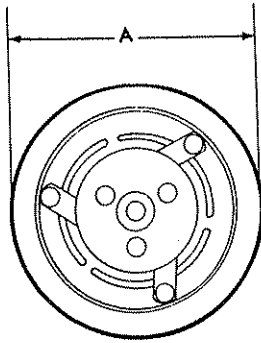
For A/C Clutches see next page
Model Application Type Chart follows A/C Clutches

TYPE	A	B	C	D	E		NO. SHEAVES	STAMPED NO.	PART NUMBER
					a	b			
1	7 1/4"	2 7/8"	7/8"	1/2"	1/4"	1/8"	1	C8HA 2884-E	C8HZ 2884-B
3	5 1/8"	1 1/16"	1 1/16"	1/2"			1		B7TZ 2884-A
5	5 13/16"	2"	1/2"	1/2"	3/16"	1/8"	1	C8TA 2884-B	C8TZ 2884-A
5	7 1/8"	2 3/4"	3/4"	1/2"	1/4"	1/8"	1	C5TA 2884-A	C5TZ 2884-A
5	7 5/8"	1 7/8"	3/4"	1/2"	1/4"	1/8"			C4TZ 2884-A
5	7 5/8"	2 1/8"	7/8"	1/2"	1/4"	1/8"	1	C6TA 2884-C	C8TZ 2884-B
5	8 3/8"	1 5/8"	3/4"	1/2"	1/4"	1/8"	1	TUCM 2884-A	B8QH 2884-A
5	8 51/64"	1 55/64"	3/4"	1/2"	1/4"	1/8"	1	D0HA 2884-J	D0HZ 2884-E
5	6 7/64"	1 31/64"	1 1/8"	1/2"	3/16"	1/8"	1	D0HA 2884-K	D0HZ 2884-F
5	7 3/16"	1 1/2"	3/4"	5/16"	1/4"	9/64"	1	D4TA 2884-AB	D4TZ 2884-A
5	7 5/8"	2 7/8"	7/8"	7/16"	1/4"	9/64"	1	D5HA 2884-DA	D5HZ 2884-A
5	9 1/8"	1 57/64"	3/4"	7/16"	1/4"	9/64"	1	D9HT 2884-AA	D9HZ 2884-A

1990/
TRUCK SERIES 600/900

2884 PULLEY (AIR COMPRESSOR) - Also refer to groups 8509, 8678.

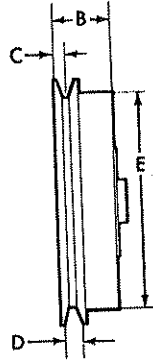
A/C CLUTCH SIZE CHART




TYPES 2A, 2B, 2C AND 2D



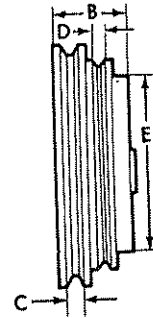
2A



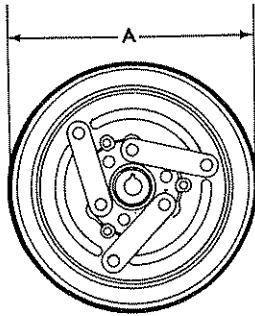
2B



2C



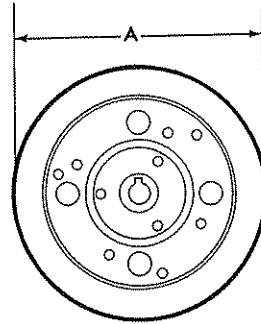
2D



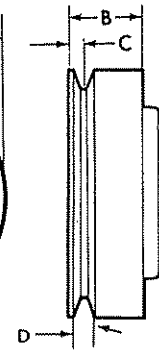
TYPE 3A



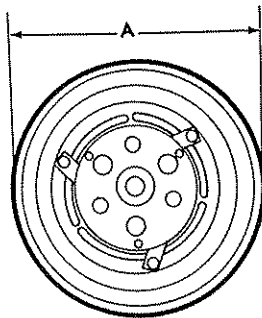
3A



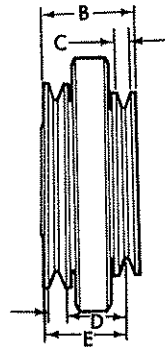
TYPE 4A



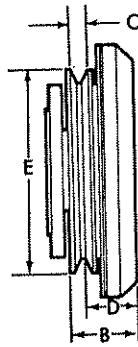
4A



TYPE 5A



5A



5B



5C

1990/
TRUCK SERIES 600/900

For Air Brake Pulleys see page 6
For Model Application see page 8

SIZE CHART

Model Application Chart follows this listing.

T Y P E	DIMENSION (INCHES)						S ★	V ★	IDENTIFICATION	REMARKS	PART NUMBER
	A	B	C	D	E						
Notes: P-Pitts, W-Warner, ★ S-No. of Sheaves, V-Vendor											
4A	6 3/4	7/8	11/16	5/8			1	W		Has wire and field assy.	C4TZ 2884-B
4A	6 3/4	7/8	11/16	5/8			1	W		Has wire and field assy.	C4TZ 2884-C
2A	6 11/16	1 1/2	3/8	5/8			1	P		Less field-use with C4AZ 2987-A	C5TZ 2884-C

APPLICATION CHART

YEAR	MODEL/RESTRICTIONS	PART NUMBER	DESCRIPTION	QTY.
2884	PULLEY (AIR COMPRESSOR) - Also refer to groups 8509, 8678			
Notes: ♦ For illustrations see page 6, † For illustration see page 7				
MODEL APPLICATION				

B SERIES

90	B600/700 -- gas engines	♦ D9HZ 2884-A	#D9HT 2884-AA-Air brake pulley	1
90	B600/700 -- Detroit 501,8.2L diesel with air brakes	C4TZ 2884-A		1

C-CT SERIES

90	C800, C-CT900	♦ B8QH 2884-A	Air brake pulley	1
90	C-CT800/900 -- sleeper cab with A/C	★†C4TZ 2884-B	*YB-60-A/C clutch assy.	1
90	C-CT800/900 -- sleeper cab with A/C and M/S	★†C4TZ 2884-C	*YB-61-A/C clutch assy.	1
90	C-CT600/800 -- 8 cyl. gas 370 & 429	♦ D9HZ 2884-A	#D9HT 2884-AA-Air brake pulley	1
90	C-CT800/900 -- sleeper cab with A/C	† C5TZ 2884-C	A/C clutch assy.	1
90	C,CT800 -- Cat. diesel w/air brakes	♦ D0HZ 2884-E	#D0HA 2884-J	1
90	C800 -- Cat. diesel	♦ D0HZ 2884-F	#D0HA 2884-K-Use with vacuum pump	1
90	C-CT800 -- 8.2L dsl. with vacuum pump	E0HZ 2884-A		1

CF SERIES

90	CF600/700	C4TZ 2884-A		1
----	-----------	-------------	--	---

CL-CLT SERIES

90	CL-CLT900 -- w/FS-6 compr.	E4HZ 2884-A	*YB-287	1
----	----------------------------	-------------	---------	---

F-FT SERIES

90	F-FT600/900 -- 8 cyl. gas 370 & 429	♦ D9HZ 2884-A	#D9HT 2884-AA-Air brake pulley	1
90	F-FT600/900 -- 7.8,8.2L diesel with air brakes	C4TZ 2884-A		1
90	F-FT600/900 -- 8.2L diesel w/hyd. brakes, A/C or heater and vacuum pump	E0HZ 2884-A	#E0HT 2884-AA	1
90	F-FT600/900 -- w/3208 eng.- and gas engs.-FS-6 compr.	E4HZ 2884-A	*YB-287	1

L-LN-LNT-LT-LTS SERIES

90	L-LN-LNT600/800 -- 8 cyl. gas 370 & 429	♦ D9HZ 2884-A	#D9HT 2884-AA-Air brake pulley	1
90	L-LN-LNT-LT-LTS800 -- cat. diesel	♦ D5HZ 2884-A	#D5HA 2884-DA	1
90	L-LN800 -- Cat. diesel with H/V brakes and vacuum pump	♦ C8TZ 2884-A	#C8TA 2884-B	1
90	L-LN800 -- diesel w/split H/V brakes and vacuum pump			1
90	L-LN800 -- diesel w/single H/V brakes and vacuum pump	D8HZ 2884-A	#D6HS 2884-BA	1
90	LN900 -- w/single H/V brakes and vacuum pump			1

1990/
TRUCK SERIES 600/900

YEAR	MODEL/RESTRICTIONS	PART NUMBER	DESCRIPTION	QTY.
2884	PULLEY (AIR COMPRESSOR) - Also refer to groups 8509, 8678 - Cont'd			
Notes:	♦ For illustrations see page 6, † For illustration see page 7			
MODEL APPLICATION				
L-LN-LNT-LT-LTS SERIES				
90	L-LN-LNT-LT900 -- 6 cyl. 426 Detroit 6-71 diesel	★	Air brake pulley-order from Detroit Diesel 5144554	1
90	L-LNT-LT-LTS800 -- 8 cyl. gas 330,361,391, 7.8 dsl.	♦ C4TZ 2884-A	Air brake pulley	1
90	L-LN-LNT-LT-LTS900 -- 8 cyl. gas	† D0HZ 2884-D	*YB-85-air brake compressor	1
90	LN600/800 -- 8.2L dsl. with vacuum pump	E0HZ 2884-A		1
90	L-LN-LNT-LT-LTL-LTS600/900 -- w/3208 eng., and gas engs. LNT900 -- w/L-10 eng.-FS-6 compt.	E4HZ 2884-A	*YB-287	1
90	L-LN700/900 with Cat. 3406 diesel and Sanden compr.	E8HZ 2884-A		1
90	C-CT-L-LN-LNT800/900	353650-S100	(QQ-11)-snap ring (pulley to shaft)	2
90	B-F600	20428-S8	(B-82)-bolt (pulley to damper)-3/8"-16 x 1 1/4"	2
		34807-S8	(X-66)-lockwasher-3/8"	
90		374411-S8	(BB-435-C)-bolt (pulley to compressor)-hex. hd. lock-5/16"-24 x 1 1/2"	1
2B884 BRACKET and BUSHING ASSY. (AIR COMPRESSOR MOUNTING)				
90	B-F-FT-L-LN-LNT-LT-LTS 700/800 -- Cat. diesel	E0HZ 2B884-A		1
2D884 SHIM KIT (AIR CONDITIONER COMPRESSOR CLUTCH)				
90	All -- w/FS6 compr.	E3SZ 2D884-A		1
2E884 PULLEY ASSY. AIR CONDITIONER CLUTCH				
90	L-LN700/900 -- w/3406 eng. w/Sander compr.	E8HZ 2E884-A		1
90	B-F-L-LN600/900 -- w/6.6L,7.8L engs. and Sander compr.	E9HZ 2E884-A		1
2885 GOVERNOR ASSY. (AIR COMPRESSOR)				
90	L-LN-LNT-LT-LTS900	E4HZ 2885-A		1
2B885 Refer to group 2895				
2B887 RETAINER (AIR COMPRESSOR MOUNTING BOLT)				
90	B-F-FT-L-LN-LNT-LT-LTS 700/800 -- Cat. diesel	D7HZ 2B887-A		1
2888 BRACE (AIR COMPRESSOR)				
90	B-F-FT-LN600/900, L800, C600/800, CT800, LT-LTS800 -- 8 cyl. 361, 391 and air brakes	C7TZ 2888-A		1
90	CL-CLT900 -- Cat. 3406 & Detroit diesel with A/C	E0HZ 2888-A	Front lower	1
90	CL-CLT900 -- Cat. 3406 diesel and FS-6 compr.	E5HZ 2888-A	Upper	1
90	CL-CLT900 -- Cat. 3406 diesel with A/C	D8HZ 2888-B	#D7HT 19D774-GA-front upper	1
90	CL-CLT900 -- Detroit diesel with A/C	D8HZ 2888-C	#D7HT 19D774-EA-front upper	1
90	CL-CLT900 -- Cum. NTC diesel with A/C	E2HZ 2888-D		1
90	CL900 -- Cum. VT-903	E0HZ 2888-A		1
90	CLT9000 -- NTC eng.	E4HZ 2888-F		1
90	L-LN-LNT-LT-LTS880/900 -- 8 cyl. gas with A/C	D0TZ 2888-A	Attaches 2875 to 9424	1

1990/
TRUCK SERIES 600/900

YEAR	MODEL/RESTRICTIONS	PART NUMBER	DESCRIPTION	QTY.
2888 BRACE (AIR COMPRESSOR) — Cont'd				
90	L-LN900 -- gas	D6HZ 2888-A	#D6HA 19D626-A-with A/C	1
90	LN-LNT9000 -- 6V-92, 8V-71T diesel engines	E1HZ 2888-A	#EOHT 19N589-AA	1
90	F-FT-L-LN-LNT-LT-LTS 800 -- w/gas engs. and A/C	E4HZ 2888-E		1
90	F-FT-L-LN-LNT-LT-LTS 800 -- w/3208 eng. and A/C	E4HZ 2888-A		1
90	L-LT-LTL-LTS900 w/3406 eng. and A/C	E4HZ 2888-B		1
90	LN-LNT-LTL900 -- w/6V-92, 8V-92 engs. and A/C	E4HZ 2888-D		1
90	L800/900 with Cat. 3406 diesel and Sanden compr.	E8HZ 2888-A	Front	1
90	LN-LNT800/900 -- w/3306 Cat. dsl.	E9HZ 2888-A		1
90	B-C-CT-L-LN600/800 -- 8 cyl. gas	351428-S7	(XX-166)-washer-flat (brace to intake manifold)- 7/16"	1
2889 BRACE (AIR COMPRESSOR REAR)				
90	L-LN-LNT-LT900 -- Cum V-903 diesel with A/C	* D2HZ 2889-A	#D2HA 19D626-BA	1
90	F-FT-L-LN-LNT-LT- LTS800/900 -- w/3208 eng. and A/C	E4HZ 2889-B		1
90	L-LT-LTL-LTS900 -- w/3406 eng. and A/C	E4HZ 2889-A		1
90	L-LN-LNT-LT-LTS900 -- w/Cummins NTC eng. and A/C	E4HZ 2889-C		1
90	LNT900 -- w/L-10 eng. and A/C			1
90	L-LN700/900 -- with Cat. 3406 dsl. and Sanden compr.	E8HZ 2889-A		1
90	LN-LNT800/900 -- w/3306 Cat. dsl.	E9HZ 2889-A		1
90	CL-CLT900 -- Cum KT-450 and KTA-525 diesel with A/C	D8HZ 2889-A	#D7HA 19D775-BB	1
90	CL-CLT900 -- 6V-92, 8V-92, 8V-71 diesel with A/C	E2HZ 2889-A		1
90	CL-CLT900 -- Cat. 3406 & Detroit diesel with A/C "From 1/11/82"	E2HZ 2889-B		1
90	CL-CLT900 -- Cum. NTC diesel with A/C	D8HZ 2889-C	Rear	1
90	CL900 -- Cum. VT-903	EOHZ 2889-A	Field Fix	1
2894 CAP (AIR COMPRESSOR PULLEY)				
90	C-CT900 -- Cat. diesel	B8QH 2894-A	*YS-26	1
2894 TUBE (AIR COMPRESSOR TO WATER PUMP) Improvise from bulk tubing (2269) and improvise insulators from rubber hose, friction tape, etc.				
90	B-F-FT600/900 -- Detroit 501,8.2L diesel with 12 cu. ft. comp.	EOHZ 2894-A	#EOHT 2894-AA	1
90	B-F-FT600/900 -- Detroit 501,8.2L diesel with 7 1/4 cu. ft. comp.	* EOHZ 2894-B r/bEOHZ 2910-A	#EOHT 2894-BA	1
90	B-F600/900 with 6.6L, 7.8L eng. and air brakes	E7HZ 2894-D		1

1990/
TRUCK SERIES 600/900

YEAR	MODEL/RESTRICTIONS	PART NUMBER	DESCRIPTION	QTY.
2894 TUBE (AIR COMPRESSOR TO WATER PUMP) — Cont'd Improvise from bulk tubing (2269) and improvise insulators from rubber hose, friction tape, etc.				
90	L-LN600/800 -- w/6.6L, 7.8L engs.	E7HZ 2894-A		1
90	L-LN700/900 with 6.6L, 7.8L engs. and air brakes	E7HZ 2894-C		1
2895 GASKET (AIR COMPRESSOR TO MOUNTING ADAPTOR)				
90	All -- 8 cyl. gas with 12 cu. ft. compressor	D4TZ 2B885-B		1
90	B-F-FT-L-LN-LNT600/900 -- w/6.6L, 7.8L dsl. engs.	E7HZ 2B885-A		1
90	B-F-L600/900 -- w/cat. 3208 and air brks.	E8HZ 2B885-A		1
2A896 ADAPTER (AIR COMPRESSOR GOVERNOR)				
90	L-LN-LNT-LT-LTS900 -- Cum. diesel exch NTC335,V-903	D5HZ 2A896-A		1
90	L-LN-LNT-LT-LTS900 -- 6 cyl. 426 Detroit 6-71 diesel	C8TZ 2A896-A		1
90	LNT900 -- L10 Cummm. dsl.	E4HZ 2A896-A		1
90	LN900 with Cat. 3306 diesel	E8HZ 2A896-A		1
2W896 BRACKET (AIR BRAKE COMPRESSOR MOUNTING)				
90	B-CF-F-L600/800	E6HZ 2W896-A		1
2897 HOSE ASSY. (AIR BRAKE FOOT CONTROL VALVE TO FRONT TEE)				
90	B-F600/700 -- exc. Cat. diesel	C9TZ 2897-B	29 3/4" long	1
2897 TUBE (AIR BRAKE FOOT CONTROL VALVE TO FRONT TEE) Improvise from bulk tubing (2269) and improvise insulators from rubber hose, friction tape, etc.				
2902 SUPPORT (COMPRESSOR BRACKET)				
90	C700 -- cat diesel-7 1/4 cu.ft compressor	D6TZ 2902-B	#D6TA 2902-BA	1
90	C700/800,CT800 -- cat.diesel-12 cu.ft.compressor	D6TZ 2902-A	#D6TA 2902-AA	1
90	B-F600/900 -- 370 & 429 engines	E8HZ 2902-A		1
90	B-C-F-LN600/800 -- 8.2 Detroit dsl. -- air brakes	E3HZ 2902-A		1
90	B-C-F-LN600/800 -- 8.2 Detroit dsl. -- 12 cu. ft. compr.	E3HZ 2902-B		1
90	B-C-F-LN600/800 -- 8.2 Detroit dsl. -- 7 1/4 cu. ft. compr.	E3HZ 2902-C		1
90	CF600/700	E6HZ 2902-A		1
2K902 COMPRESSOR SUPPORT BRACKET KIT				
90	B-C-F-LN600/800 -- 8.2L dsl. eng. -- 12 ft. compr.	E3HZ 2K902-A	#1347-HT field fix	1
90	B-C-F-LN600/800 -- 8.2L dls. eng. -- 7 ft. compr.	E3HZ 2K902-B	#1347-HT field fix	1
2903 HOSE ASSY. (AIR COMPRESSOR TO GOVERNOR) Improvise from bulk tubing (2269) and improvise insulators from rubber hose, friction tape, etc.				
90	B-F-FT600/800 (84)	B7Q 2903-A	15" long	1
2904 TUBE (AIR RESERVOIR TO UNION) Improvise from bulk tubing (2269) and improvise insulators from rubber hose, friction tape, etc.				
90	B-C-F-FT600/900	357946-S8	(GG-152)-clip (tube to frame)-9/16"	AR
90	B-F700, C700/900	352605-S8	(GG-149)-clip (tube to frame)	AR
90	B-F700, C700/900	20387-S8	(B-157)-bolt (clip to frame)-5/16"-24 x 1"	AR
		33798-S8	(M-62)-nut-5/16"-24	AR
		34806-S7	(X-64)-lockwasher-5/16"	AR
90	B-F700	374185-S	(II-195-C)-tee assy. (tube to tank)-1/2" tube	1
90	CT800	372550-S	(II-180)-elbow (tube to tank)-45°	1

1990/
TRUCK SERIES 600/900

YEAR	MODEL/RESTRICTIONS	PART NUMBER	DESCRIPTION	QTY.
2A907 HOSE ASSY. (AIR COMPRESSOR OUTLET)				
90	B-F700 -- 12 cu. ft. compressor	C4TZ 2A907-A	11 1/2" long	1
2908 TUBE ASSY. (AIR COMPRESSOR OIL INLET) Improvise from bulk tubing (2269) and improvise insulators from rubber hose, friction tape, etc.				
90	B-F-LN600/700	358238-S	(I-68)-connector (tube to engine)-1/4"	1or2
90	LN600/700	87381-S	(I-35)-elbow (tube to compressor)-90°	1
90	C700/900 -- w/air brakes	357949-S	(GG-141)-clip (tube to engine)	1
90	B-F-LN600/700			1
90	F600 -- 8 cyl. gas	357763-S	(I-161)-elbow (tube to engine)-90°	1
90	LN700	357466-S	(I-153)-elbow (tube to compressor)-1/8"-90°	1
2910 TUBE (ENGINE TO AIR COMPRESSOR WATER) Improvise from bulk tubing (2269) and improvise insulators from rubber hose, friction tape, etc.				
90	B-F-FT600/900 -- 8.2L diesel with 12 cu. ft. comp.	E3HZ 2910-A		1
90	B-F-FT600/800 -- 8.2L diesel with 7 1/4 cu. ft. comp.	★ E0HZ 2910-B r/bE0HZ 2922-B	#E0HT 2910-CA	1
90	B-F-LN600/750 -- w/6.6L, 7.8L engs.	E7HZ 2910-B		1
90	CF600/700	E6HZ 2910-A		1
90	CF600/700	E6HZ 2910-B		1
90	L-LNT-LTS600/800 -- w/6.6L, 7.8L engs.	E7HZ 2910-A		1
90	C700/800	353652-S	(I-4)-nipple (tube to compressor)	1
		33798-S8	(M-62)-nut-5/16"-24	AR
		34806-S7	(X-64)-lockwasher-5/16"	AR
2K910 FILTER ASSY. (AIR COMPRESSOR)				
90	All -- w/air brakes	E4HZ 2K910-A		1
2912 REPAIR TUBE and HOSE KIT (COMPRESSOR TO ENGINE)				
90	B-C-F-FT-LN600/900, CT800	C4TZ 2912-B		1
Consists of				
	1-C7TA 2912-G Tube	2-B7A 8287-A	Clamps	1-382191-S Elbow
	1-C7TA 2912-H Hose	1-87976-S		
2912 HOSE ASSY. (AIR COMPRESSOR OIL OUTLET) Improvise from bulk tubing (2269) and improvise insulators from rubber hose, friction tape, etc.				
90	B-F-FT600/900 -- Detroit 501,8.2L diesel	E0HZ 2912-A	#E0HT 2912-AB	1
90	CF600/800	E8HZ 2912-A		1
90	C700/800	359884-S	(I-188)-nipple (hose to cylinder block)-1/2" hose	1
90	B-C-F-FT-LN600/900 -- 8 cyl. gas			1
90	C600/700	371323-S	(I-21)-elbow (oil return hose to engine)-brass-3/8"-18	1
90	B-F-FT-LN600/900, C600/900		Elbow (hose to compressor)	1
90	C800 -- Cat. diesel	382464-S	(I-190-C)-nipple (hose to engine)-3/8"-18 x 1 15/16"	1
90	C800 -- Cat. diesel		Nipple (hose to compressor)	1
		357946-S8	(GG-152)-clip (tube to frame)-9/16"	2or3
		20427-S8	(B-158)-bolt (clip to frame)-5/16"-24 x 1 1/4"	2or3
		33798-S8	(M-62)-nut 5/16"-24	AR
		34806-S7	(X-64)-lockwasher-5/16"	AR
90	B-F-FT-LN600/900, C600/800	382191-S	(I-23-S)-elbow (hose to compartment)-3/8" pipe-1/2" hose	1
90	B-F-L600/800 -- 6.6,7.8 eng.	E7HZ 2912-A		1
2913 TUBE (DASH TEE OR FOOT CONTROL VALVE TO AIR COMPRESSOR GOVERNOR) Improvise from bulk tubing (2269) and improvise insulators from rubber hose, friction tape, etc.				
90	B-F600 -- 8 cyl. gas, B-F700/750	357949-S	(GG-141)-clip (tube)	AR
2914 TUBE (AIR BRAKE TEE TO FRONT HOSE CONNECTOR R. H.) Improvise from bulk tubing (2269) and improvise insulators from rubber hose, friction tape, etc.				
		357946-S8	(GG-152)-clip (tube to frame)-9/16"	AR
		20387-S8	(B-157)-bolt (clip to frame)-5/16"-24 x 1"	AR
		33798-S8	(M-62)-nut-5/16"-24	
		34806-S7	(X-64)-lockwasher-5/16"	

1990/
TRUCK SERIES 600/900

YEAR	MODEL/RESTRICTIONS	PART NUMBER	DESCRIPTION	QTY.
2915	TUBE (AIR BRAKE TEE TO FRONT HOSE CONNECTOR L. H.) Improvise from bulk tubing (2269) and improvise insulators from rubber hose, friction tape, etc.			
90	C800	374183-A	(II-108-A)-tee (tube to connector)-3 way	1
		357946-S8	(GG-152)-clip (tube to frame)	1
		20387-S8	(B-157)-bolt (clip to frame)-5/16"-24 x 1"	1
		33798-S8	(M-62)-nut-5/16"-24	AR
		34806-S7	(X-64)-lockwasher-5/16"	AR
90	C600/900, CT800/900, F-FT700/800	374186-S	(II-28)-connector assy. (tube to front brake hose)- 3/8" tube	1 or 2
2916	TUBE (AIR BRAKE FOOT CONTROL VALVE TO REAR TEE OR UNION 1ST SECTION) Improvise from bulk tubing (2269) and improvise insulators from rubber hose, friction tape, etc.			
90	B-F600/700 (84)	381588-S	(II-192-A)-tee assy. (tube to hose)-3/8" x 5/8" tube x 1/2" pipe	1
90	C800, CT800/900	376738-S	(II-146-AC)-tee-4 way pipe (tube to stop light switch)	1
		357946-S8	(GG-152)-clip (tube)-9/16"	AR
		20387-S8	(B-157)-bolt (clip to frame)-5/16"-24 x 1"	AR
90	C800	20347-S8	(B-156)-bolt (clip to brake line bracket)- 5/16"-24 x 3/4"	1
		33798-S8	(M-62)-nut-5/16"-24	AR
		34806-S7	(X-64)-lockwasher-5/16"	AR
90	F700/800	374183-S	(II-108-A)-tee-3 way (tube to valve)	1
2917	TUBE (AIR COMPRESSOR TO RESERVOIR AT ENGINE) Improvise from bulk tubing (2269) and improvise insulators from rubber hose, friction tape, etc.			
90	LN600/700	380939-S	(II-201-AF)-tee (tube to 2A904)-1/2" pipe x 1/8" pipe x 1/2" tube	1
90	LN600/700	380672-S	(II-187-PC)-elbow (tube to 2A904)-1/2" x 1/2" tubing	1
2917	TUBE (AIR COMPRESSOR TO RESERVOIR INTERMEDIATE)-If not listed below Improvise from bulk tubing (2269) and improvise insulators from rubber hose, friction tape, etc.			
90	B700 -- gas eng.-compressor to reservoir	E0HZ 2917-A	10 1/4" long	1
90	B700 -- diesel eng.-compressor to reservoir	E0HZ 2917-B	20 1/4" long	1
90	C800 -- Gas - 7 1/4 cu. ft. compressor	C7TZ 2917-D	18 1/4" long	1
90	C800 -- 12 cu. ft. compressor	D5TZ 2917-A	12" long	1
90	C800 -- Gas - 12 cu. ft. compressor	C7TZ 2917-C	18 1/2" long	1
90	CT800 -- 12 cu. ft. compressor	C7TZ 2917-C	18 1/2" long	1
90	C800 -- diesel-12 cu. ft. compressor	C8TZ 2917-C	20" long	1
90	C800, CT800 -- diesel	C8TZ 2917-A	Air brakes-11 1/2" long	1
90	C800 -- Cum. diesel-111" W/B	C8HZ 2917-A	23" long	1
90	C800, CT800 - diesel - 12 cu. ft. compressor CT900 -- Gas - 12 cu. ft. - 12 cu. ft. compressor	D5HZ 2917-A	25" long	1
90	C800, CT800 -- 12 cu. ft. compressor	D5TZ 2917-B	13" long	1
90	CF600/700 -- 6.6 eng.	E6HZ 2917-A		1
90	CF600/700 -- 6.6 eng.	E6HZ 2917-B		1
90	CF700/800 -- 7.8 eng.	E7HZ 2917-B		1
90	CFT700/800	E8HZ 2917-D		1
90	CF700/800 -- T/T	E8HZ 2917-E		1
90	CL-CLT900 -- w/air dryer	E1HZ 2917-A	Field fix-41" long	1
90	CL-CLT900 -- w/air dryer	E1HZ 2917-B	Field fix-26" long	1
90	CL-CLT900 -- w/air dryer	E1HZ 2917-C	Field fix-45" long	1
90	CL-CLT900 -- Det. diesel	D5TZ 2917-B		1
90	CL900 -- w/Cummins L-10 eng. and 13.2 cubic foot compr.	E8HZ 2917-A		1
90	CL900 -- w/Cummins L-10 eng. and 11.75 cubic foot compr.	E8HZ 2917-B		1

1990/
TRUCK SERIES 600/900

YEAR	MODEL/RESTRICTIONS	PART NUMBER	DESCRIPTION	QTY.
2917 TUBE (AIR COMPRESSOR TO RESERVOIR INTERMEDIATE)-If not listed below				
Improvise from bulk tubing (2269) and improvise insulators from rubber hose, friction tape, etc. — Cont'd				
90	CL900 -- w/Cat. 3406 eng.	E8HZ 2917-C		1
90	F-FT700/900 -- gas eng.-compressor to reservoir	E0HZ 2917-A	10 1/4" long	1
90	F-FT700/900 -- diesel eng.-compressor to reservoir	E0HZ 2917-B	20 1/4" long	1
90	LN-LNT800 -- Cat. diesel	C7TZ 2917-B	25" long	1
90	L-LT-LTS800 -- 8 cyl. gas, Cat. diesel and 6 cyl. 426 Detroit 6-71 diesel			1
90	L-LNT800/900, LT-LTS900	C6TZ 2917-A	12" long	1
90	L-LN-LNT-LT-LTS800 -- 12 cu. ft. compressor	C7TZ 2917-C	18 1/2" long	1
90	L900, LN600/750, LT-LTS880/900 -- 7 1/4" cu. ft	C7TZ 2917-D	18 1/4" long	1
90	L-LT-LTS900 -- Detroit 8V-71 diesel	C6TZ 2917-B	22 1/2" long	1
90	LN-LNT900 -- 8 cyl. gas	D0HZ 2917-B	22 1/2" long	1
90	L-LN-LNT-LT900 -- 8 cyl. 568 Detroit 8V-71 diesel	D6HZ 2917-A	18 1/2" long	1
90	L-LN-LNT-LT-LTS800 -- wedge brakes	D0HZ 2917-C	22 13/64" long	1
90	L-LN-LNT-LT-LTS900 -- Cum. NTC-250,290 diesel	C6TZ 2917-A	12" long	1
90	LTL9000 -- 8 cyl. 8V-92 engine	E1HZ 2917-D	22 1/4" long	1
90	LTL9000 -- 8 cyl. 8V-92 engine	E1HZ 2917-E	50 1/4" long	1
90	L-LN-LT-LTS800/900	384335-S	(MM-315)-nut (tube to body)-5/16"	AR
2917 TUBE (AIR COMPRESSOR TO UNION)				
Improvise from bulk tubing (2269) and improvise insulators from rubber hose, friction tape, etc.				
90	C800	352605-S8	(GG-149)-clip (tube to frame)	1
90	F-FT700/800		Clip (tube to No. 1 cross member)	1
90	C800	357946-S8	(GG-152)-clip (tube to frame)	1
90	F-FT700/800	★32916-S8	Screw (tube to clip)-No. 8 x 3/8" self-tapping	1
		20326-S7	(B-49)-bolt (clip to cylinder block)- 5/16"-18 x 5/8"	1
		33798-S8	(M-62)-nut-5/16"-24	AR
		34806-S7	(X-64)-lockwasher-5/16"	AR
★2-2917 HOSE (AIR COMPRESSOR TUBE WATER)-Improvise from bulk hose (4090)				
2918 TUBE (AIR BRAKE RESERVOIR CONNECTING)				
Improvise from bulk tubing (2269) and improvise insulators from rubber hose, friction tape, etc.				
90	C800	371128-S	(II-184)-elbow assy. (tube to check valve)- 5/8" tube-use with 12 cu. ft. compressor	1
90	CT800	372550-S	(II-180)-elbow (tube to reservoir)-45°	1
90	CT800	376927-S	(II-191-M)-nipple (to reservoir)-1/2"-14-brass	1
2919 TUBE (AIR BRAKE FOOT CONTROL VALVE TO DASH TEE)				
Improvise from bulk tubing (2269) and improvise insulators from rubber hose, friction tape, etc.				
2920 HOSE ASSY. (RESERVOIR TO AIR BRAKE FOOT CONTROL VALVE)				
90	B-F-FT600/700 (84)	C7TZ 2920-B	37" long	1
90	F600 (81 and 84), F-FT700/800 (81)	C8TZ 2920-A	Air brakes-12" long	1
90	B-F-FT700/800	357946-S8	(GG-152)-clip (tube to frame)-9/16"	1or2
90	B-F600		Clip (to L. H. rear body bracket)	AR
		20387-S8	(B-157)-bolt (clip to frame)-5/16"-24 x 1"	1
		33798-S8	(M-62)-nut-5/16"-24	AR
		34806-S7	(X-64)-lockwasher-5/16"	AR

1990/
TRUCK SERIES 600/900

YEAR	MODEL/RESTRICTIONS	PART NUMBER	DESCRIPTION	QTY.
2922 HOSE ASSY. (COMPRESSOR OIL INLET and OUTLET)				
90	F-FT600/800(81)	C7TZ 2922-A	12 1/2" long	1
90	B-F-FT600/800 -- 7M,9M frt. axle with A/C or Heater	EOHZ 2922-A	#EOHT 2922-FA	1
90	B-F-L-LN-LNT-LTS600/800 -- w/6.6L, 7.8L engs.	E7HZ 2922-A		1
90	L-LN-LNT-LT-LTS700/900 -- Cat. 3208 diesel-air brakes	D8HZ 2922-D	10 1/2" long	1
90	L-LN-LNT-LT-LTS700/900 -- Cat. 3208 diesel w/hyd. brakes	D8HZ 2922-F	12 1/4" long	1
90	C-CT800 -- Cat. 3208 diesel	D8HZ 2922-E	Inlet	1
90	CF600/700	E6HZ 2922-A		1
90	CF600/700 -- 6.6 eng	E7HZ 2922-B		1
90	CF700/800 -- T/T	E8HZ 2922-B		1
90	CF700/800	E8HZ 2922-C		1
90	B-C-F-FT600/900, LN600	357466-S	(II-153)-elbow (inlet hose to compressor)-90°	1
90	B-F600/700 -- Cat. diesel	382388-S	(II-28-KA)-connector assy. (tube to vacuum pump)-1/4" tube x 1/4" pipe	1
90	C800 -- Cat. diesel	382253-S	(II-187-AB)-elbow assy. (hose to compressor)	1
2923 TUBE (AIR BRAKE FOOT CONTROL VALVE TO REAR TEE 2ND SECTION)				
Improvise from bulk tubing (2269) and improvise insulators from rubber hose, friction tape, etc.				
		357946-S8	(GG-152)-clip (tube to frame)-9/16"	AR
		20387-S8	(B-157)-bolt (tube to frame)-5/16"-24 x 1"	AR
		33798-S8	(M-62)-nut-5/16"-24	AR
		34806-S7	(X-64)-lockwasher-5/16"	AR
2930 TUBE (AIR BRAKE MANIFOLD TO PRESSURE GAUGE)				
Improvise from bulk tubing (2269) and improvise insulators from rubber hose, friction tape, etc.				
90	B700, F-FT600/900 (84) -- Air brakes	C4TZ 2930-C	22" long	1
90	F-FT600/800 (81) -- Air brakes	C4TZ 2930-B	18 3/4" long	1
90	B-F-FT700/900	353928-S2	(MM-201)-nut and retainer (tube to gauge)-3/8"-24	1
90	B-C-F-FT-LN600/800, CT800/900	357763-S	(II-161)-elbow (tube to manifold fitting)-90°	1
90	C800	357635-S	(II-177)-connection (tube to manifold fitting)-1/4" pipe thread	1
90	LN600/900	357634-S	(II-194)-tee (tube to manifold fitting)-1/4"	1
2936 HOSE ASSY. (BRAKE AIR CHECK VALVE)				
90	CT800	C7TZ 2936-A	14 1/2" long	1
2-2937 TUBE (AIR BRAKE FOOT CONTROL VALVE TO TRANSMISSION AIR TEE)				
Improvise from bulk tubing (2269) and improvise insulators from rubber hose, friction tape, etc.				
2940 REINFORCEMENT (TRAILER BRAKE AIR HOSE CONNECTOR MOUNTING BRACKET)				
90	F-FT600/900	C7TZ 2940-A	With tractor trailer equipment	2
90	L800/900, LN600/900, LNT-LT-LTS800/900	DOHZ 2940-A	#DOHA 2940-A-tractor trailer equipment	1
90	L800/900, LN600/900, LNT-LT-LTS800/900	DOHZ 2940-B	#DOHA 2940-C-tractor trailer equipment	1
90	L-LN-LNT-LT-LTS700/900	D9HZ 2940-A	#D7HS 2940-BA-with unitized tractor pkg.	1
2A942-3 ARM (AIR COMPRESSOR BELT ADJUSTING)				
90	L-LN-LNT-LT-LTS900 -- Cum. diesel	C8HZ 2A942-A	Front-with A/C	1
		C8HZ 2A942-B	Rear-with A/C	1
2-2942 TUBE (RESERVOIR TO TRAILER BRAKE AIR PROTECTOR VALVE)				
Improvise from bulk tubing (2269) and improvise insulators from rubber hose, friction tape, etc.				
2A945 COUPLING (COMPRESSOR DRIVE)				
90	L-LN-LT-LTS800/900 -- 6V-53,8V-71 Detroit diesel	* D0HA 2A945-C	Order from Detroit Diesel #5141773-ND	1
90	CL-CLT900 -- 8V-71TA, 8V-92TA-Detroit diesel	* D7HA 2A945-AA	Order from Detroit Diesel #5140982-ND	1

1990/
TRUCK SERIES 600/900

YEAR	MODEL/RESTRICTIONS	PART NUMBER	DESCRIPTION	QTY.
2946 GASKET (AIR COMPRESSOR MOUNTING SURFACE COVER)				
90	C-CT900 -- 8 cyl. gas	D4TZ 2946-A		1
90	L-LN-LNT-LT-LTS900 -- 8 cyl. gas			1
90	CF600/700	E6HZ 2946-A		1
2949 VALVE ASSY. (BRAKE AIR HAND CONTROL TRACTOR EQUIPMENT)-Also refer to group 2A747				
90	F600,C-CT800	C2TZ 2949-A		1
90	F-FT700/800 (81)			1
2951 VALVE ASSY. (TRACTOR BRAKE AIR PROTECTOR)-Also refer to group 2A224				
90	C-CT800, F-FT700/800	B9Q 2951-A		1
90	C-CT800	*C8TZ 2951-A	Air brakes w/tractor trailer equipment- use as push-pull control valve - repl. by DOHZ 2951-B	1
90	C-CT800	C8TZ 2951-B	Air brakes w/tractor trailer equipment- use as protection valve	1
90	CL-CLT900	D8HZ 2951-A	#D7HA 2B200-AA	1
90	F-FT700/800 -- air brakes	E0HZ 2951-C	w/tractor trailer pkg.-use as push-pull control valve	1
90	CF-F-FT600/800 -- air brakes	E0HZ 2951-B	W/tractor trailer pkg.-use as protection valve	1
90	LN600/900,L800/900,LNT-LT LTS800/900	D5HZ 2951-A	#D5HA 2B200-AA,AB- with T/T equip.	1
		371969-S	(II-140)-tee (valve to hose support bracket)	1
		33797-S7	(M-50)-nut-5/16"-18	AR
		34806-S7	(X-64)-lockwasher-5/16"	AR
90	C-CT800, F-FT700/800	45555-S7-8	(B-166-B)-bolt (valve to panel)-5/16"-24 x 3 3/4"	2
		33798-S8	(M-62)-nut-5/16"-24	AR
2954 BRACKET (TRAILER BRAKE AIR HOSE CONNECTOR MOUNTING)				
90	C-F-FT-L-LN600/900, CT-LNT-LT- LTS800/900	C3TZ 2954-A		2
2955 SPRING (TRAILER BRAKE AIR HOSE RETAINING)				
90	CL-CLT900	D8HZ 2955-A		2
90	F600/750(81)	B9Q 2955-A		2
90	C-CT800			2
90	L-LN-LNT-LT-LTS600/900			2
2A956 COMPRESSOR BRACKET MOUNTING KIT				
90	B-C-F-FT-LN600/900, CT800	C7TZ 2A956-A	Use with 7 1/4" cu. ft. compressor w/o radiator shutters and w/air cooled compressor	1
90	C-CT-L700/800	C7TZ 2A956-C	Use with 12 cu. ft. compressor	1
90	C-CT-L700/800	C7TZ 2A956-B	Use with 7 1/4 cu. ft. compressor w/radiator shutters and water cooled compressor	1
2959 BRACKET (TRAILER BRAKE AIR HOSE RETAINING SPRING)				
90	F-FT600/900	D1HZ 2959-A	#D1HA 2A831-AA	1
90	C-CT-F-L700/900	B9QH 2959-A		1or2
90	CL-CLT900	D8HZ 2959-A		1
90	L-LN-LNT-LT-LTS600/900	DOHZ 2959-A		1
2974 HOSE (CARBURETOR AIR CLEANER TO COMPRESSOR)-Improvise from bulk hose (4090)				
2976 TUBE (MANIFOLD FITTING TO AIR BRAKE COMPRESSOR GOVERNOR) Improvise from bulk tubing (2269) and improvise insulators from rubber hose, friction tape, etc.				
90	C800	357635-S	(II-177)-connection assy. (manifold fitting to air compressor governor hose)-1/4" pipe thread	1
2977 TUBE ASSY. (ENGINE TO COMPRESSOR WATER ENGINE END) Improvise from bulk tubing (2269) and improvise insulators from rubber hose, friction tape, etc.				
90	B-F750, C800	353652-S	(II-4)-nipple (tube to compressor)	1
90	B-F-LN600	371176-S	(II-146-T)-tee (tube to engine)-1/4" pipe	1
90	C800	354584-S	(II-162)-elbow (tube to manifold)-3/8" tube	1
90	B-F700, B750, F-LN600 -- 8 cyl. gas			1
90	F700/750, C800		Elbow (tube to compressor)	1
90	L800, LN700/800 -- 8 cyl. gas			1

1990/
TRUCK SERIES 600/900

YEAR	MODEL/RESTRICTIONS	PART NUMBER	DESCRIPTION	QTY.
2979 BRUSH and HOLDER ASSY. (AIR CONDITIONING COMPRESSOR)				
90	C-CT800	C8SZ 2979-A	#C3SA 2979-A, C7AA 2979-A, C7ZA 2987-A	1
2987 FIELD ASSY.(AIR CONDITIONER COMPRESSOR WITH PILOT BUSHING)				
90	CL-CLT900	D1VY 2897-A	#YB-45	1
90	L-LN700/900 -- with 3406 Cat. diesel and Sanden Compr.	E8HZ 2987-A		1
90	B-F-L-LN600/900 -- w/6.6L, 7.8L engs. and Sanden compressor	E9HZ 2987-A		1
2A987 COIL KIT (AIR CONDITIONER COMPRESSOR CLUTCH)				
90	CL-CLT-F-FT-L-LN-LNT-LT-LTL-LTS600/900 -- w/FS-6 compr.	E3AZ 2A987-A	*YB-281	1
2990 BEARING ASSY. (AIR CONDITIONING COMPRESSOR)				
90	CL-CLT900 -- w/swash plate A/C compressor	D8HZ 2990-A		1
90	L-LN700/900 -- with 3406 Cat. diesel and Sanden Compr.	E8HZ 2990-A		1
2991 CONNECTOR and ADAPTER ASSY. (COMPRESSOR AIR INTAKE)				
90	C800	C1TT 2991-A		1
90	L-LN-LNT-LT-LTS800/900 -- 8 cyl. gas	DOHZ 2991-A	#D0HA 2991-A	1
90	LN600/700 -- Cat. diesel			1
2995 HEAD (AIR CONDITIONER COMPRESSOR CYLINDER)				
90	All	DOAZ 2995-A	Use w/Tecumseh compressor and integral A/C	1
90	All	DOAZ 2995-B	Use w/York compressor and integral A/C	1
2A995 NIPPLE ASSY. (COMPRESSOR AIR HOSE INLET)				
90	L-LN-LNT-LT-LTS800 -- Cat. diesel	DOHZ 2A995-A	#D0HA 2A995-A - air brakes	1
90	L-LT-LTS900 -- Detroit diesel			1

1990/
TRUCK SERIES 600/900

3002-3B198 LISTED in SECTION 32

FRONT AXLE T.S.L. † CROSS REFERENCE GUIDE

1. Locate Front Axle part number shown on Truck Specification List.
2. Use the cross reference below to find the Front Axle parts list which contains service parts for that axle.
3. When a Truck Specification List is not available, refer to Section 30, page 2 for model Application Chart.

† Truck Specification List

FRONT AXLE ASSY. T.S.L. OR IDENTIFICATION NUMBER	MANUFACTURER INFORMATION	AXLE CAPACITY	FRONT AXLE SECTION & PARTS LIST NO.	ILLUSTRATION	
				SECTION	PAGE

Notes: ● Same axle used for different axle capacities - check patent plate axle code to establish axle capacity and use parts list accordingly.

With 15,15R,16.5,18.5 x 22.5 tires-% Exc. 15,15R,16.5,18.5 x 22.5 tires

D5HA 3010-AA	FORD	16M, 18M	30.5A	30	6
E7HT 3010-BA	SIFCO	9M	30.3A	30	4
E7HT 3010-FA	SIFCO	12M	30.4A	30	4
E7HT 3010-KA	SIFCO	7M,8M,9M	30.2A	30	3,4
#E7HT 3010-SA	SIFCO	16M,18M,20M	30.5B	30	6
%E7HT 3010-SA	SIFCO	16M,18M,20M	30.5C	30	6
E7HT 3010-TA	WESTPORT	10M	30.4B	30	3,4
E9HS 3010-AA	WESTPORT	6M,7M	30.2D		
E9HT 3010-AA	WESTPORT	12M	30.4C	30	4,5
E9HT 3010-BA	WESTPORT	9M	30.3B,C	30	4
E9HT 3010-CA	KAISER	10M,12M	30.4D		
E9HT 3010-DA	WESTPORT	7M	30.2C	30	3
E9HT 3010-EA	WESTPORT	6M,7M	30.2B	30	3

**1990/
TRUCK SERIES 600/900**

FRONT AXLE MODEL APPLICATION CHART

How to locate front axle parts using this chart:

1. Find truck series in first column (Truck series)
2. Find year of truck in second column (Year)
3. Find front axle capacity in fourth column (Front axle capacity-lbs.)
 When front axle capacity is not known, use one of the following methods to determine it:
 - a. Refer to the Truck Specification List (see previous page), if available.
 - b. Refer to the Truck Warranty Plate for the front axle code (See Front Axle Codes in the General Information Section).
4. Note proper front axle parts list in fifth column (Front axle parts list)
 EXAMPLE: 30.3A means Section 30.3 column A
5. Turn to front axle parts list shown in fifth column to locate part needed.
 Parts are listed in numerical order. If the basic number is not known, refer to the appropriate illustration, or to the alphabetical index.

FRONT AXLE MODEL APPLICATION CHART

SERIES	MODEL YEAR	FRONT AXLE			PARTS LIST SECTION AND NO.	ILLUS. SECTION 30, PAGE NO.
		CAPACITY (LBS.)	RESTRICTIONS			
B600/700	90	8M	With air brakes	30.2A		
	90	9M	With air brakes	30.2A		
	90	6M,7M		30.2B		
C-CT800	90	9M	With air brakes	30.3A	4	
	90	12M	With air brakes-steel axle	30.4A		
	90	10M,12M	Aluminum axle	30.4D		
	90	16M		30.5B		
	90	18M		30.5B		
CF600/700/800	90	9M		30.3C		
	90	12M,13M	With steel axle	30.4C		
CL-CLT900	90	12M	With steel axle	30.4C	5	
	90	12M	Aluminum axle	30.4D		
F-FT600/900	90	8M	With air brakes	30.2A		
	90	9M	With air brakes	30.2A		
	90	10M	Steel axle	30.4B	3,4	
	90	10M	Aluminum axle	30.4D		
	90	6M,7M	Except low profile option	30.2B		
	90	6M,7M	Hydraulic brakes w/low profile option	30.2D		
L-LN800/900	90	12M	With steel axle	30.4C	4	
	90	7M		30.2C		
L-LL-LN-LNT-LS-LT-LTL-LTS800/900	90	9B		30.3B	4	
	90	12M	With steel axle	30.4C	4	
	90	10M	With steel axle	30.4B	3,4	
	90	10M,12M	Aluminum axle	30.4D		
	90	16M	with 15,15R,16.5,18.5 x 22.5 tires	30.5B		
	90	16M	exc. 15,15R,16.5,18.5 x 22.5 tires	30.5C		
	90	18M		30.5B		
	90	20M		30.5B		

DESCRIPTION/RESTRICTIONS	PART NUMBER	FRONT AXLE PARTS LIST 2A TRHU 2M												
		A	B	C	D	E	F	G	H	J	K	L	M	
Note: Refer to SECTION 30, Page 1 for PARTS LIST INSTRUCTIONS														
AXLE (FRONT)	E7HZ 3010-J	A												
Double drop	E9HZ 3010-D		B											
Single drop	E9HZ 3010-E			C										
Low profile	FOHZ 3010-B				D									
NUT (SPINDLE)	3104													
1 1/2"-18	D5HZ 3104-A	2												
1"-14	351163-S(MM-82)			2										
1"-14	383219-S2(MM-83-A)		3	3	3									
SPINDLE ASSY.	3105-6													
R.H.-#E7HT 3105-BA	E7HZ 3105-A	A												
L.H.-#E7HT 3106-BA	E7HZ 3106-A	A												
R.H.-#E8HT 3105-BB, w/air brakes	E8HZ 3105-A		B	C										
L.H.-#E8HT 3106-BB, w/air brakes	E8HZ 3106-A		B	C										
R.H.-#E9HT 3105-DA, w/hydraulic brakes	E9HZ 3105-D		B	C	D									
L.H.-#E9HT 3106-DA, w/hydraulic brakes	E9HZ 3106-D		B	C	D									
Cotter pin-3/16" x 2 1/2"	72145-S36()	2												
Fitting (lubricator)-upper and lower	87913-S8(1-6)	2												
BUSHING (FRONT WHEEL SPINDLE)	3L105													
	E9HZ 3L105-B	2	2		2									
BUSHING (SPINDLE)	3110													
Also serviced in kit-group 3111	D5TZ 3110-A	4												
Refer to basic 3L105	*3110		B	C	D									
PIN and BUSHING KIT (SPINDLE)	3111													
	D6TZ 3111-A	A												
	E8HZ 3111-A		B	C	D									
CAP (SPINDLE)	3113													
Also serviced in kit-group 3111	D5HZ 3113-B	2												
Refer to basic 3B167	*3113		B	C	D									
GASKET (SPINDLE PIN CAP)	3114													
Also serviced in kit-group 3111	E6HZ 3114-A	2												
Not required	*3114		B	C	D									
PIN (SPINDLE)-serviced only in kit-group 3111	*3115													
SHIM (SPINDLE PIN)-Also serviced in kit-group 3111	3117													
.015" thick	B7QH 3117-A	AR												
.005" thick	C8TZ 3117-C	AR												
.008 thick	E8HZ 3117-A		AR	AR	AR									
PIN (SPINDLE PIN LOCKING)	3122													
Also serviced in kit-group 3111	C3TZ 3122-A	2												
Upper	E8HZ 3122-A		2	2	2									
Lower	E8HZ 3122-B		2	2	2									
Locknut 7/16-20 (grade 8)	*55771-S2		4	4	4									

1990/
TRUCK SERIES 600/900

DESCRIPTION/RESTRICTIONS	PART NUMBER	FRONT AXLE PARTS LIST 2A TRHU 2M												
		A	B	C	D	E	F	G	H	J	K	L	M	
Note: Refer to SECTION 30, Page 1 for PARTS LIST INSTRUCTIONS														
BEARING (SPINDLE PIN) Also serviced in kit-group 3111	3123													
1 1/4" I.D. x 2 3/16" O.D.	A8TZ 3123-A	2												
	E8HZ 3123-A		2	2	2									
SEAL (SPINDLE PIN DUST) Also serviced in kit-group 3111	3125													
	C3TZ 3125-A	4												
	E8HZ 3125-A		4	4	4									
ARM (SPINDLE)	3130-1													
R.H.	E7HZ 3130-A	A												
L.H.	E7HZ 3131-A	A												
R.H.	E8HZ 3130-A		B		D									
L.H.	E8HZ 3131-A		B		D									
R.H.	E9HZ 3130-A			C										
L.H.	E9HZ 3131-A			C										
Jam nut 1/2"-13	33942-S2(M-28-A)		2	2	2									
Bolt 1/2"-13	385123-S2(BB-196-D)	2	2	2	2									
Nut (turn adjustment screw)-1/2"-13	33845-S8(M-57)		2	2										
Nut (arm to spindle)-1"-14	383219-S(MM-83-A)	2	2	2	2									
Cotter pin (arm to spindle)-3/16" x 2"	72109-S(N-70-A)	2			2									
END ASSY. (SPINDLE CONNECTING ROD)	3A130-1													
R.H.-L.H. tube thread	D5TZ 3A130-A	A												
L.H.-R.H. tube thread	D5TZ 3A131-A	A												
R.H.-L.H. tube thread	E8HZ 3A130-A		B	C										
L.H.-R.H. tube thread	E8HZ 3A131-A		B	C										
Nut 3/4-16 (grade 5)	383218-S100(MM-76-AB)		2	2										
Nut (ends to spindle arm)-3/4"-16	383248-S100(MM-76-AB)	2												
Cotter pin (end nut)-1/2" x 1 1/2"	72071-S(N-54)	2	2	2										
Refer to group 4243 in this section	3138													
ARM (STEERING)	3146													
B-F -- 7M front axle with air brakes-1988/	E8HZ 3146-J	A												
B-F -- 9M front axle	E7HZ 3146-G	A												
B-F -- 6M,7M front axle-1989/except low profile	E8HZ 3146-B		B											
L-LN -- 6M,7M front axle-1989/	E8HZ 3146-E			C										
F -- 6M,7M front axle w/low profile	FOHZ 3146-A				D									
Cotter pin (spindle nut)-1/8" x 2"	72109-S(N-68-G)	AR	AR	AR	AR									
Nut (arm to spindle)-castle-1" x 14	383219-S(MM-83-A)	3	3	3	3									
CAP (SPINDLE PIN)-Also serviced in 3111 kit \diamond Not required	3B167													
	E8TZ 3B167-A	\diamond	4	4	4									
ROD ASSY. (SPINDLE CONNECTING)	3280													
#E5HT 3280-DA-pre-greased	E3HZ 3280-G	A												
#E8HT 3280-AB-pre-greased	E8HZ 3280-A		B	C	R	S								
#E9HS 3280-CA -- w/low profile	FOHZ 3280-A				D									
#E3HS 3280-BA -- greaseable	FOHZ 3280-C	A		C										
#FOHT 3280-AA -- greaseable, w/o low profile			B											
TUBE ASSY. (SPINDLE CONNECTING ROD)	3281													
	D5TZ 3281-A	A												
	E8HZ 3281-A		B	C										
Bolt (clamp)-1/2"-10 x 2 1/4"	20539-S8(B-204)	2	2	2										
Nut-1/2"-20	33846-S8(M-69)	2	2	2										
Lockwasher-1/2"	34809-S8(X-68)	2	2	2										
SEAL (SPINDLE CONNECTING ROD END)	C7TZ 3332-G	2	2	2										
KEY (STEERING SPINDLE ARM)	01T 4243	3	3	3										

NOTICE: When the parts list suffix is shown in the quantity required column, the quantity is one (1).

DESCRIPTION/RESTRICTIONS	PART NUMBER	FRONT AXLE PARTS LIST 3A THRU 3M											
		A	B	C	D	E	F	G	H	J	K	L	M
Note: Refer to SECTION 30, Page 1 for PARTS LIST INSTRUCTIONS													
AXLE (FRONT)	3010												
	D0HZ 3010-B			C									
	E7HZ 3010-B	A											
	E9HZ 3010-B		B										
NUT (SPINDLE)-1 1/2" x 18	D5HZ 3104-A			C									
⊕Not required	★ 3104	⊕	⊕										
SPINDLE ASSY. (FRONT WHEEL)	3105-6												
	C7TZ 3105-D	A	B	C									
	C7TZ 3106-D	A	B	C									
R.H.-#89HU 3105-AA	E9HZ 3105-E			C									
L.H.-#89HU 3106-AA	E9HZ 3106-E			C									
R.H.-#E7HT 3105-DA	E7HZ 3105-B		B										
L.H.-#E7HT 3106-DA	E7HZ 3106-B		B										
R.H.-#E9HT 3105-BA	E9HZ 3105-B			C									
L.H.-#E9HT 3106-BA	E9HZ 3106-B			C									
Fitting-1/8"-27	87913-S8(I-6)	4	4	4									
BUSHING (SPINDLE)-Also serviced in 3111 kit	3110												
	D5TZ 3110-A	4	4	4									
	D5HZ 3110-B			C									
BUSHING and PIN KIT (SPINDLE)	3111												
	D6HZ 3111-B	A	B										
	E9HZ 3111-B			C									
CAP (SPINDLE PIN)-also refer to group 2082	3113												
	D5HZ 3113-B	2											
	E9HZ 3113-B		4	4									
Screw and lockwasher (cap to spindle)-hex. hd. - 5/16"-18 x 1/2"	42718-S7(U-9)	6	6	6									
GASKET (SPINDLE PIN CAP) Also serviced in kit-group 3111	E6HZ 3114-A	2		2									
⊕Not required	★3114		B										
PIN (SPINDLE KING)-Serviced in 3111 kit	★3115												
SHIM (SPINDLE PIN)-Also serviced in kit - group 3111	3117												
.005" thick-serviced only in kit-group 3111	★												
.005" thick	C4TZ 3117-A	AR	AR	AR									
.015" thick	C4TZ 3117-B	AR	AR	AR									
SNAP RING (SPINDLE PIN PLUG RETAINER) Serviced only in kit-group 3111	★3118												
PIN (SPINDLE PIN LOCKING) Serviced also in kit-group 3111	3122												
Serviced only in kit-group 3111	★3122												
Upper	D5TZ 3122-D	2	2	2									
Lower	D6TZ 3122-A	2	2	2									
	386180-S2(MA-169-LB)			4									
BEARING (SPINDLE PIN)- Also serviced in kit-group 3111	3123												
#T163	D2HZ 3123-B	2	2	2									
PLUG (SPINDLE PIN DUST)-Also serviced in kit group 3111	3125												
	D5HZ 3125-B	4	2										
#E5HT 3125-AA	E6HZ 3125-B			4									

1990/
TRUCK SERIES 600/900

(9M FRONT AXLE)

DESCRIPTION/RESTRICTIONS	PART NUMBER	FRONT AXLE PARTS LIST 3A THRU 3M											
		A	B	C	D	E	F	G	H	J	K	L	M
Note: Refer to SECTION 30, Page 1 for PARTS LIST INSTRUCTIONS													
ARM (SPINDLE)	3130-1												
R.H. -- 153", 171", 189" W.B.	E9HZ 3130-B			C									
L.H. -- 153", 171", 189" W.B.	E9HZ 3131-B			C									
R.H. -- 207", 225" W.B.	E9HZ 3130-C			C									
L.H. -- 207", 225" W.B.	E9HZ 3131-C			C									
F-FT													
R.H. #E7HT 3130-AA	E7HZ 3130-A	A	B										
L.H. #E7HT 3130-AA	E7HZ 3131-A	A	B										
Nut (spindle arm)-1"-14	383219-S2(MM-83-A)	2	2	2									
Nut-3/4-16 (grade 5)	383218-S100(MM-76-AB)	2											
Cotter pin (end nut)-1/2" x 1 1/2"	72071-S(N-54)	2											
Cotter pin-3/16" x 2"	72109-S7-8(N-70-A)	3	3	3									
END ASSY. (SPINDLE CONNECTING ROD)	3A130-1												
R.H.	D5TZ 3A130-A	A											
L.H.	D5TZ 3A131-A	A											
R.H. -- non-greaseable	E6HZ 3A130-A			C									
L.H. -- non-greaseable	E6HZ 3A131-A			C									
Nut (end to spindle) 5/8"-11 x 9/16"	34991-S2			2									
Bolt-5/8"-11 x 2.75" hex head	58724-S2			2									
Pin (end nut)-cotter-5/32" x 1 1/2"	72072-S(N-62)			2									
Nut (end to spindle)	383251-S2(MM-77-A)			2									
Nut (spindle arm to spindle)-1 1/8"-12	383252-S2(MM-89-E)		1										
Refer to group 4243 in this Section													
BOLT (SPINDLE ARM TURN ADJUSTMENT)- 9/16"-18 x 1 1/2" square hd.	8Q 3145-A	2	2	2									
Bolt (arm adjusting)-1/2"-13 x 2 3/4"	385123-S2(BB-196-D)	2	2	2									
Nut -- 1/2" - 13	★ 33942-S	2	2	2									
ARM (STEERING)	3146												
CF													
P/S -- #E5HT 3146-EA	E6HZ 3146-A			C									
All C-CT w/9M front axle	E7HZ 3146-D	A											
All L-LS w/NTC, L-10, 3208, 3406, 6.6L, 7.8L engine and 9M frt. axle	E8HZ 3146-D		B										
All L-LS w/single rear axle & 9M front axle w/NTC, L-10, 3208, 6.6L, 7.8L engine	E8HZ 3146-F			B									
Nut (spindle arm to spindle)-1 1/2"-12	U350281-S2(MM-101-A)			2									
Nut - castle-1"-14	383219-S2(MM-83-A)		2	3									
Cotter pin-3/16" x 2"	72109-S7-8(N-70-A)		3	3									
NUT (SPINDLE OUTER LOCK)-Not required	3276	◇	◇	◇									
ROD ASSY. (SPINDLE CONNECTING)	3280												
#E2HT 3280-GA, E5HT 3280-DA, pre-greased	E3HZ 3280-G	A											
M/S -- #E2HT 3280-GA, E5HT 3280-DA, pre-greased	E3HZ 3280-G		B										
#E3HS 3280-BA, Greaseable	F0HZ 3280-C	A	B	C									
P/S -- #E5HT 3280-AA	E6HZ 3280-A			C									
TUBE ASSY. (SPINDLE CONNECTING ROD)- incl. clamp and attaching parts	3281												
	D5TZ 3281-A	A	B										
	E6HZ 3281-A			C									
CLAMP (SPINDLE CONNECTING ROD)	3287												
	E6HZ 3287-A			2									
WASHER (WHEEL BEARING LOCK)-Not required	3293			◇									
NUT (WHEEL BEARING ADJUSTING)-Not required	3295-A			◇									
SEAL (SPINDLE CONNECTING ROD END BALL STUD DUST)	3332												
◇-Not required	3332			◇									
KEY (SPINDLE ARM)	01T 4243	2	2	2									

NOTICE: When the parts list suffix is shown in the quantity required column, the quantity is one (1).

DESCRIPTION/RESTRICTIONS	PART NUMBER	FRONT AXLE PARTS LIST 4A THRU 4M												
		A	B	C	D	E	F	G	H	J	K	L	M	
Note: Refer to SECTION 30, Page 1 for PARTS LIST INSTRUCTIONS														
RETAINER (BEARING)	1195													
AXLE (FRONT)	3010													
	E9HZ 3010-A			C										
	E7HZ 3010-F	A												
	E7HZ 3010-S		B											
Aluminum	FOHZ 3010-A				D									
NUT (SPINDLE)	3104													
Refer to group 3276														
1 1/4"-12	E8HZ 3104-A	2	2	2	2									
SPINDLE ASSY. (FRONT WHEEL) - incl. 3110 bushings	3105-6													
R.H. - - CF600/700/800	E9HZ 3105-F			C										
L.H. - - CF600/700/800	E9HZ 3106-F			C										
R.H. - - CL-L series, w/o low friction	E9HZ 3105-A			C										
L.H. - - CL-L series, w/o low friction	E9HZ 3106-A			C										
R.H. - - CL-L series, low friction	FOHZ 3105-A				D									
L.H. - - CL-L series, low friction	FOHZ 3106-A				D									
R.H.-#E7HT 3105-CA	E7HZ 3105-D	A	B											
L.H.-#E7HT 3106-CA	E7HZ 3106-D	A	B											
Fitting (grease)-1/8"-27	87913-S(I-6)	4	4	4										
BUSHING (SPINDLE)-Also serviced in kit-group 3111	3110													
W/o low friction	D5HZ 3110-A	4	4	4										
Low friction	FOHZ 3110-A				4									
PIN and BUSHING KIT (SPINDLE)-For components, refer to group in Section 32	3111													
For field fix	E9HZ 3111-A			C										
	D6HZ 3111-A	A	B											
	FOHZ 3111-A				D									
CAP (SPINDLE PIN)	3113													
With hydraulic brakes refer to group 2082	E9HZ 3113-A			4	4									
Bolt (cap to spindle) - 5/16" - 18 x 3/4"	56520-S2 (B-319-J)	12	12	12										
GASKET (SPINDLE PIN CAP)-Ø-Not required	*			Ø	Ø									
	E6HZ 3114-A	2	2											
PIN (SPINDLE)-serviced only in kit group 3111	*3115													
SHIM (SPINDLE PIN)-Also serviced in kit-group 3111	3117													
1 13/16" I.D. x 2 1/2" O.D. x .005" thick	D0HZ 3117-A	AR	AR	AR	AR									
1 13/16" I.D. x 2 1/2" O.D. x .015" thick	C3TZ 3117-A	AR	AR	AR	AR									
PIN (SPINDLE PIN LOCKING)-Also serviced in kit-group 3111	3122													
Serviced only in kit-group 3111	*													
Upper	D5TZ 3122-D	2	2	2	2									
Lower	D5HZ 3122-B				2									
Lower	D6TZ 3122-A	2	2	2										
Locknut-7/16"-20	386180-S2 (MM-169-LB)	4	4	4	4									
BEARING (SPINDLE PIN)-Also serviced in kit-group 3111	3123													
3 1/4" O.D. x 1 13/16" I.D. x 27/32" thick	D2HZ 3123-A	2	2	2										
	D8HZ 3123-A				2									
SEAL (SPINDLE PIN DUST PLUG)-Also serviced in kit-group 3111	3125													
	E6HZ 3125-A	2	2	2										
	D5HZ 3125-A				4									
ARM (SPINDLE)	3130-1													
R.H. - - w/steer-ease	E7HZ 3130-C			C										
L.H.	E7HZ 3131-C			C										
CF														
CL-CLT														

1990/
TRUCK SERIES 600/900

(12M FRONT AXLE)

DESCRIPTION/RESTRICTIONS	PART NUMBER	FRONT AXLE PARTS LIST 4A THRU 4M										
		A	B	C	D	E	F	G	H	J	K	L
Note: Refer to SECTION 30, Page 1 for PARTS LIST INSTRUCTIONS												
ARM (SPINDLE)	3130-1 -- Cont'd											
L.H. "From 1/82" #D4HA 3131-AA	D5HZ 3131-A	A										
F-FT												
R.H. -- w/o steer ease-CL-CLT900,LTL900,L-LN-LNT	E7HZ 3130-C		B		D							
L.H.-CL-CLT900,LTL900,L-LN-LNT	E7HZ 3131-C		B									
R.H. -- CL w/P/S	E7HZ 3130-F	A			D							
L.H. -- CL w/P/S	E7HZ 3131-F				D							
Pin (arm)-cotter-3/16" x 2"	72109-S7-B(N-70-A)	2	2	2	2							
Nut (spindle arm to spindle)-1 1/8"-12	383252-S2(MM-89-E)	2	2	2	2							
Nut (spindle arm to spindle) - 7/8" - 14	383251-S(MM-77-E)	2	2	2	2							
END ASSY. (SPINDLE CONNECTING ROD)	3A130-1											
1983 -- R.H. -- non-greaseable-CL-CLT-F-FT-L-LN series	E3HZ 3A130-A	A	B	C	D							
1983 -- L.H. -- non-greaseable-CL-CLT-F-FT-L-LN series	E3HZ 3A131-A	A	B	C	D							
R.H. -- greaseable-CL-CLT-F-FT-L-LN series	E4HZ 3A130-A	A	B	C	D							
L.H. -- greaseable-CL-CLT-F-FT-L-LN series	E4HZ 3A131-A	A	B	C	D							
R.H. -- non greaseable-CF series	E6HZ 3A130-A			C								
L.H. -- non greaseable-CF series	E6HZ 3A131-A			C								
R.H. -- greaseable -- see 3280	* 3A130			C								
L.H. -- greaseable -- see 3280	* 3A131			C								
Pin (end nut)-cotter-1/8" x 1 1/2"	72071-S(N-54)	2										
Pin (end nut)-cotter-1/8" x 2"	72107-S(N-56)		2	2	2							
Nut (end to spindle) 7/8" - 14 x 13/16"	383251-S (MM-77-E)	2	2	2	2							
BOLT (SPINDLE ARM TURN ADJUSTMENT)	3145											
Bolt -- 1/2" - 13 x 2 3/4"	385123-S(BB-196-D)		2	2								
Nut -- 1/2" - 13	* 33942-S		2	2								
ARM (STEERING)	3146											
L -- w/o steer ease	E7HZ 3146-J		B	C	D							
L -- w/steer ease	E7HZ 3146-K	A	B	C	D							
L -- w/11M,12M aluminum axle w/steer ease	E7HZ 3146-L		B	C	D							
L -- w/11M,12M aluminum axle w/o steer ease	E7HZ 3146-M		B	C	D							
	E8HZ 3146-K			C	D							
Pin (arm)-cotter-3/16" x 2"	72109-S7(N-70-A)	3	3	3	3							
Nut (arm to spindle)-1 1/8"-12	383252-S2(MM-89-E)	A	B	C	D							
NUT (SPINDLE)	3276											
1 1/2" x 18	D5HZ 3104-A	2	2									
ROD ASSY. (SPINDLE CONNECTING)	3280											
#E2HT 3280-HA-CL-CLT-F-FT-L-LN series	E3HZ 3280-H	A	B	C	D							
RPO -- #E5HT 3280-HA-CL-CLT-F-FT-L-LN series	E4HZ 3280-B		B	C	D							
CF series -- 12M, except 117" W.B.	E6HZ 3280-B			C								
CF series -- 12M, 117" W.B.	E7HZ 3280-B			C								
CF series -- 13M - non-greaseable	E7HZ 3280-D			C								
CF series -- 13M - greaseable	E7HZ 3280-E			C								
TUBE ASSY. (SPINDLE CONNECTING ROD)-incl. clamp and attaching parts	3281											
CL-CLT-F-FT-L-LN series	D0HZ 3281-A	A	B	C	D							
CF series -- 12M, except 117" W.B.	E6HZ 3281-B			C								
CF series -- 12M, 117" W.B.	E7HZ 3281-B			C								
CF series -- 13M - non greaseable	E7HZ 3281-C			C								
CF series -- 13M - greaseable -- see 3280	* 3281			C								
CLAMP (SPINDLE CONNECTING ROD)	3287											
Serviced only in assy.-group 3281	* 3287	A	B	C	D							
WASHER (WHEEL BEARING LOCK)	3293											
◆ Not required -- use basic 1195	* 3293	◇	◆	◆	◇							
SPACER (SPINDLE BOLT BUSHING)	3299											
◆ Not required	* 3299	◇	◆	◆	◇							
KEY (SPINDLE ARM)	4243											
	01T 4243	3	3	3	3							

NOTICE: When the parts list suffix is shown in the quantity required column, the quantity is one (1).

DESCRIPTION/RESTRICTIONS	PART NUMBER	FRONT AXLE PARTS LIST 5A THRU 5M											
		A	B	C	D	E	F	G	H	J	K	L	M
Note: Refer to SECTION 30, Page 1 for PARTS LIST INSTRUCTIONS													
AXLE (FRONT)	3010												
	D5HZ 3010-A	A											
	E7HZ 3010-P		B	C									
NUT (SPINDLE)	3104												
Spindle nut-1 3/4"-12	C5TZ 3104-A	2	2	2									
Spindle arm and steering arm-1 1/4"-12	E8HZ 3104-A	4	4	4									
SPINDLE ASSY. (FRONT WHEEL)-incl. 3110 bushing	3105-6												
R.H. -- except LS-LTS	E7HZ 3105-C	A	B	C									
R.H. -- LS-LTS	F0HZ 3105-B	A	B	C									
L.H.	E7HZ 3106-C	A	B	C									
Fitting (grease)-1/8"-27	87913-S8(I-6)	4	4	4									
BUSHING (SPINDLE)-Also serviced in kit-group 3111	D5HZ 3110-C	4	4	4									
	E7HZ 3110-C		4	4									
PIN and BUSHING KIT (SPINDLE)-For components, refer to group in Section 32	3111												
	D5HZ 3111-C	A	B	C									
CAP (SPINDLE PIN)	D5HZ 3113-A	2	2	2									
Bolt (cover to spindle)-5/16"-18 x 3/4"	56520-S2(B-319-J)	12	12	12									
GASKET (SPINDLE PIN CAP)-Also serviced in kit- group 3111	C5TZ 3114-A	4	4	4									
PIN (SPINDLE)-serviced only in kit-group 3111	*3115	A	B	C									
SHIM (SPINDLE PIN)	3117												
Also serv. in 3111 kit .015 thick	C5TZ 3117-A	AR	AR	AR									
Also serv. in 3111 kit .030 thick	C5TZ 3117-B	AR	AR	AR									
Also serv. in 3111 kit .005 thick	C5TZ 3117-C	AR	AR	AR									
PIN (SPINDLE PIN LOCKING)	3122												
Upper	D5HZ 3122-A	2	2	2									
Lower	D5HZ 3122-B	2	2	2									
Locknut-7/16"-20	386180-S2(MM-169-LB)	4	4	4									
BEARING (SPINDLE PIN) Also serviced in kit-group 3111	D2HZ 3123-C	2	2	2									
SEAL (SPINDLE PIN DUST PLUG)	3125												
	D5HZ 3125-C	4	4	4									
ARM (SPINDLE)	3130-1												
R.H.-C-CT with 16M,18M with air brakes	D5HZ 3130-D	A											
L.H.-C-CT with 16M,18M with air brakes	D5HZ 3131-D	A											
R.H.-16M,18M,20M	E7HZ 3130-E		B										
L.H.-16M,18M,20M	E7HZ 3131-E		B										
R.H.	E7HZ 3130-K			C									
L.H.	E7HZ 3131-K			C									
END ASSY. (SPINDLE CONNECTING ROD)	3A130												
1983 -- R.H. -- non-greaseable	E3HZ 3A130-A	A	B	C									
1983 -- L.H. -- non-greaseable	E3HZ 3A131-A	A	B	C									
R.H. -- greaseable	E4HZ 3A130-A	A											
L.H. -- greaseable	E4HZ 3A131-A	A											
R.H. -- greaseable	F0HZ 3A130-A	A	B	C									
L.H. -- greaseable	F0HZ 3A131-A	A	B	C									
BOLT & NUT ASSY. (TURN STOP)	3145												
Red -- 1.94" of adhesive, for C800 w/16M front axle w/o floatation tires (front)	E9HZ 3145-A			2									
Yellow -- 2.25" of adhesive, for C800 w/16M front axle w/floatation tires (front)	E9HZ 3145-C			2									
Blue -- 2.38" of adhesive, for C800 w/18M front axle w/floatation tires (front)	E9HZ 3145-D			2									
Blue -- 2.38" of adhesive, for "L" series 800/900 w/16,18,20M front axle w/floatation tires (front)	E9HZ 3145-D			2									

1990/
TRUCK SERIES 600/900

(16M, 18M AND 20M
FRONT AXLES)

DESCRIPTION/RESTRICTIONS	PART NUMBER	FRONT AXLE PARTS LIST 5A THRU 5M												
		A	B	C	D	E	F	G	H	J	K	L	M	
Note: Refer to SECTION 30, Page I for PARTS LIST INSTRUCTIONS														
BOLT & NUT ASSY. (TURN STOP)	3145 — Cont'd.													
Blue — 2.38" of adhesive, for "LN" series 700/900 w/16,18M front axle w/floatation tires (front)	E9HZ 3145-D			2										
Green — 2.03" of adhesive, for "L" & "LN" series 700/900 w/16M front axle w/o floatation tires (front)	E9HZ 3145-B			2										
ARM (STEERING)	3146													
#D5HA-AA,AB-11 x 22 Frt. tire	D5HZ 3146-B	A	B											
#D6HA-AA-15 x 22 or 15R x 22.5 J tire	D6HZ 3146-A	A	B											
R.H.-LNT-LT800/900 — #E7HT 3N132-AA	E7HZ 3146-A		B											
R.H.-LTS800/900 — #E7HT 3N132-BA,1989	E7HZ 3146-B		B											
R.H. — LS-LTS, 1990/	FOHZ 3146-B		B											
L.H. — #E7HT-SA	E7HZ 3146-N		B	C										
Cotter pin (arm to spindle)	★ 72109-S	3	3	3										
ROD ASSY. (SPINDLE CONNECTING)-serviced by details-refer to group 3A130-1 and 3281 "Before 9/82"	★3280													
#E2HT 3280-DA,E5HT 3280-CA "From 9/82"	E3HZ 3280-D	A												
#E7HT 3280-AB-pre-greased	E7HZ 3280-B		B	C										
#E7HS 3280-AA, greaseable	FOHZ 3280-B		B	C										
TUBE (SPINDLE CONNECTING ROD)-incl. clamp and attaching parts	3281													
	D4HZ 3281-A	A												
For pre-greased	E7HZ 3281-A		B	C										
For greaseable	FOHZ 3281-A		B	C										
SEAL (SPINDLE CONNECTING END BALL STUD)	3332													
	D0HZ 3332-B	A												
KEY (SPINDLE ARM)	01T 4243	4	2	4										

NOTICE: When the parts list suffix is shown in the quantity required column, the quantity is one (1).

**1990/
TRUCK SERIES 600/900**

YEAR	MODEL/RESTRICTIONS	PART NUMBER	DESCRIPTION	QTY.	
3A005	Refer to group 3A719				
3A006	Refer to P/S Pump Parts Lists Section 36.1				
3019-20 BUMPER (AXLE) - Also refer to group 5460					
90	F600 w/sgl. axles and gas eng.	F0HZ 3020-A		2	
90	L-LL-LN-LNT-LT-LTL-LS-LTS-800/900	D5HZ 3020-A	Front axle	2	
90	CL-CLT900			2	
90	B-F-LN600/900 -- w/hydraulic brakes	C7TZ 3020-A		2	
90	C-CT800			2	
90	B-F-LN600/900 -- with air brakes	D5TZ 3020-A		2	
90	C800,CT800 w/18M frt. axle			2	
90	CF600/700	E6HZ 3020-A		1	
3043 SHIM (FRONT SUSPENSION)					
90	B-F600/900	C5ZZ 3043-B	1 1/16" x 1 1/2" x 1/32" with slot-front bumper mounting-also used with grille guard	AR	
90	B-F600/900	C5ZZ 3043-A	1 1/16" x 1 1/2" x 1/8"-with slot-front bumper mounting-Also used with grille guard	AR	
3104-10 Refer to Front Axle Parts Lists Section 30					
QTY.	PART NUMBER	DESCRIPTION	QTY.	PART NUMBER	DESCRIPTION
3111 PIN and BUSHING KIT (FRONT WHEEL SPINDLE) -					
For Model Application refer to Front Axle Parts Lists Section 30					
⊕ Refer to group 3115 for pin dimensions					
D5HZ 3111-C 16M,18M,20M front axles			D6HZ 3111-B 9M Heavy front axle		
Consists of			Consists of		
4-D5HZ	3110-C	Busing	4-D5HZ	3110-B	Bushing
2-D5HZ	3113-A	Cap	2-D2TZ	3114-A	Gasket
4-C5TZ	3114-A	Gasket	2-D5HA	3115-CA	Pin
2-D5HA	3115-AA	Pin	2-C4TZ	3117-A	Shim
2-C5TZ	3117-C	Shim	2-C4TZ	3117-B	Shim
2-C5TZ	3117-A	Shim	2-D5TZ	3122-D	1k. Pin (upper)
2-C5TZ	3117-B	Shim	2-D6TZ	3122-A	1k. Pin (lower)
2-D5HZ	3122-A	Pin	2-D2HZ	3123-B	Bearing
2-D5HZ	3122-B	Pin	4-D5HZ	3125-B	Seal
2-D2HZ	3123-C	Bearing	6-56520-S2		Bolt
4-D5HZ	3125-C	Seal	2-87913-S8		Fitting
2-56120-S2		Bolt	2-97627-S2		Snap ring
4-87913-S8		Fitting	2-354279-S		Plug
D6HZ 3111-A 11M,12M,13M conv. front axle			D6TZ 3111-A 7M All, 9M Medium front axles		
Consists of			Consists of		
4-D5HZ	3110-A	Bushing	4-D5TZ	3110-A	Bushing
4-D5HZ	3113-B	Cap	2-D5HZ	3113-B	Cap
4-D2TZ	3114-A	Gasket	2-D2TZ	3114-A	Gasket
2-D5HA	3115-BA	Pin	2-D5TA	3115-FA	Pin
2-C3TZ	3117-A	Shim	2-B7QH	3117-A	Shim
2-D0HZ	3117-A	Shim	2-C8TA	3117-B	Shim
2-D5TZ	3122-D	1k. Pin (upper)	2-D5TZ	3122-D	1k. Pin (upper)
2-D6TZ	3122-A	1k Pin (lower)	2-D6TZ	3122-A	1k. Pin (lower)
2-D2HZ	3123-A	Bearing	2-D2TZ	3123-A	Bearing
4-D5HZ	3125-A	Seal	4-D5TZ	3125-A	Seal
12-56520-S2		Bolt	6-56520-S2		Bolt
4-87913-S8		Fitting	2-87913-S8		Fitting
4-386180-S2		1k. Nut	2-357948-S		Plug
			4-386180-S2		1k. Nut

1990/
TRUCK SERIES 600/900

QTY.	PART NUMBER	DESCRIPTION	QTY.	PART NUMBER	DESCRIPTION
3111 PIN and BUSHING KIT (FRONT WHEEL SPINDLE) -- Cont'd					
For Model Application refer to Front Axle Parts Lists Section 30					
⊕ Refer to group 3115 for pin dimensions					
E8HZ 3111-A 6M,7M front axle			E9HZ 3111-B 9M front axle		
Consists of			Consists of		
4-E9HZ	3L105-B	Bushing	4-E9HZ	3110-A	Bushing
1-E8HT	3115-AA	Pin	4-E9HZ	3113-B	Cap
2-E8HZ	3117-A	Shim	2-D5HA	3115-CA	Pin
2-E8HZ	3122-A	Pin-upper	2-C4TZ	3117-A	Shim (.005)
2-E8HZ	3122-B	Pin-lower	2-C4TZ	3117-B	Shim (.015)
2-E8HZ	3123-A	Bearing	2-D5TZ	3122-D	Pin-upper
4-E8HZ	3125-A	Seal	2-D6TZ	3122-A	Pin-lower
4-★55771-S2		Locknut	2-D2HZ	3123-B	Bearing
E9HZ 3111-A 12M steel front axle			4-D5HZ 3125-B Seal		
Consists of			4-386180-S2 Lock nut		
4-D5HZ	3110-A	Bushing			
4-E9HZ	3113-A	Cap			
2-D5HA	3115-BA	Pin			
2-D0HZ	3117-A	Shim (.005)			
2-C3TZ	3117-A	Shim (.015)			
2-D6TZ	3122-A	Lock pin			
2-D2HZ	3123-A	Bearing			
4-D5HZ	3125-A	Seal			
4-386180-S2		Lock nut			

3113-4 Refer to Front Axle Parts Lists Section 30							
LENGTH (INCHES)	O.D. (INCHES)	PART NUMBER	SUPPLIED IN KIT	LENGTH (INCHES)	O.D. (INCHES)	PART NUMBER	SUPPLIED IN KIT
3115 PIN (FRONT WHEEL SPINDLE)-For Model Application refer to Front Axle Parts Lists Section 30							
10.07	1.79	★ D5HA 3115-BA	D6HZ 3111-A	8.25	1.43	★ D5TA 3115-FA	D5TZ 3111-B
		★ D5HA 3115-BA	D8HZ 3111-A	11.21	1.99	★ D5HA 3115-AA	D5HZ 3111-C
9.08	1.60	★ D5HA 3115-CA	D5HZ 3111-B	7.75	1.30	E8HT 3115-AA	E8HZ 3111-A
YEAR	MODEL/RESTRICTIONS	PART NUMBER		DESCRIPTION		QTY.	

3117-39 Refer to Front Axle Parts Lists Section 30

3B139 BRACKET ASSY. (STEERING COLUMN SUPPORT)			
90	L-LL-LN-LNT-LT-LTL-LS LTS800/900 -- adjustable column	E9HZ 3B139-A	1

3146-3196 Refer to Front Axle Parts Lists Section 30

3K160 FOOT (STABILIZER BAR ATTACHING)			
90	CF600/700	R.H. E6HZ 3K160-C L.H. E6HZ 3K160-D	#E5HT 3K160-AB #E5HT 3W161-AA
3197 Refer to group 3B618			

3198-3277 Refer to Front Axle Parts Lists Section 30

3B203 INSULATOR (STEERING)			
90	B700 -- 7M axle -- w/p/s, w/air brks.	D8HZ 3B203-A	4

IDENTIFICATION CHART

IDENTIFICATION	PART NUMBER	IDENTIFICATION	PART NUMBER
E3HS 3280-BA	FOHZ 3280-C	E7HS 3280-AA	FOHZ 3280-B
E5HT 3280-DA	E3HZ 3280-G	E8HT 3280-AB	E8HZ 3280-A
E5HT 3280-GB	E3HZ 3280-H	E9HS 3280-AA	FOHZ 3280-E
E5HT 3280-HA	E4HZ 3280-B	E9HS 3280-CA	FOHZ 3280-A
E6HZ 3280-D	E6HZ 3280-D	FOHT 3280-AA	FOHZ 3280-D

1990/
TRUCK SERIES 600/900

YEAR	MODEL/RESTRICTIONS	PART NUMBER	DESCRIPTION	QTY.
3280-1	Refer to Front Axle Parts List Section 30			
3287-95	Refer to Front Axle Parts List Section 30			

IDENTIFICATION CHART

IDENTIFICATION		PART NUMBER		IDENTIFICATION		PART NUMBER	
3304 LINK ASSY. (STEERING DRAG)							
E2HT	3304-FA	E3HZ	3304-G	E7HS	3304-AA	E8HZ	3304-F
E4HS	3304-AA	FOHZ	3304-A	E8HS	3304-FA	FOHZ	3304-C
E5HS	3304-BA	FOHZ	3304-B	E8HT	3304-AA	E8HZ	3304-A
E5HT	3304-HA	E3HZ	3304-C	E8HT	3304-BB	E8HZ	3304-B
E5HT	3304-KA	E3HZ	3304-F	E8HT	3304-DA	E8HZ	3304-E
E5HT	3304-LA	E3HZ	3304-G	FOHT	3304-AA	FOHZ	3304-F
E5HT	3304-MA	E3HZ	3304-H	FOHT	3304-DA	FOHZ	3304-E
E5HT	3304-TA	E3HZ	3304-A	FOHT	3304-EA	FOHZ	3304-D
E5HT	3304-UA	E4HZ	3304-A	E9HS	3304-AA	FOHZ	3304-G
E5HT	3304-VA	E4HZ	3304-B	88HU	3304-AA	E8HZ	3304-C

MODEL APPLICATION

YEAR	MODEL RESTRICTIONS	AXLE CAPACITY	PART NUMBER	ΔLENGTH (INCHES)	DESCRIPTION	QTY.
3304 LINK ASSY. (STEERING DRAG)						
Notes: Δ Use center of stud ends to determine length.						
90	B600/800 -- w/grease fittings	6M,7M	FOHZ 3304-G	20 21/32	#E9HS 3304-AA	1
90	B600	9M	FOHZ 3304-D	20 19/64	#FOHT 3304-EA	1
90	B600/800	8M	E8HZ 3304-A	20 19/64	#E8HT 3304-AA	1
90	B600/800	6M,7M	E8HZ 3304-B	20 23/32	#E8HT 3304-BB	1
90	B600/800 -- greaseable	10M,12M	FOHZ 3304-A	19 15/64	#E4HS 3304-AA	1
90	C-CT800 -- M/S w/air brakes w/hydraulic brakes w/hyd. brks-w/14.93 section modules w/hyr. brks-w/o 14.93 section modulus	7M	E3HZ 3304-K	37	#E2HT 3304-JA, E5HT 3304-RA	1
		7M	C6TZ 3304-H	35 7/16	#C6TA 3304-A, E5HT 3304-BA	1
90	C-CT800 -- P/S w/air brakes w/hydraulic brakes	7M	E3HZ 3304-E	35 3/8	#E2HT 3304-DA, E5HT 3304-JA	1
		7M	D6HZ 3304-E	35 7/16	#D6HA 3304-AA, E5HT 3304-EA	1
		9M	E3HZ 3304-D	35 5/8	#E2HT 3304-CA	1
		12M	E3HZ 3304-G	35	#E2HT 3304-FA, E5HT 3304-LA	1
90	C-CT800 -- greaseable	9M	FOHZ 3304-C	36 5/16	#E8HS 3304-FA	1
	C-CT800 -- greaseable	16M,18M,20M	FOHZ 3304-B	35	#E5HS 3304-BA	1
90	CF600/700/800 -- (4X2)	9M,12M	E6HZ 3304-B	37 13/64	#E5HT 3304-AA	1
90	CFT8000 -- (4X4) (6X4)	All	E8HZ 3304-C		#88HU 3304-AA	1
90	CL-CLT900 -- w/o grease fitting	All	E3HZ 3304-C	19 7/8	#E2HT 3304-BA, E5HT 3304-HA	1
90	CL-CLT900 -- w/grease fitting	12M	E4HZ 3304-A	19 7/8	#E4HT 3304-AA, E5HT 3304-UA	1
90	F600/700	9M	FOHZ 3304-D	20 19/64	#FOHT 3304-EA	1
90	F-FT600/900 -- w/grease fittings	6M,7M	FOHZ 3304-G	20 21/32	#E9HS 3304-AA	1
90	F-FT600/900	5.5M,7M	EOHZ 3304-A	19 1/4	#EOHT 3304-BA,BB, E5HT 3304-FA	1
90	F-FT600/900 -- greaseable	10M,12M	FOHZ 3304-A	19 15/64	#E4HS 3304-AA	1
90	F-FT600/900 -- w/o grease fitting	6M,7M	E8HZ 3304-B	20 23/32	#E8HT 3304-BB	1

1990/
TRUCK SERIES 600/900

MODEL APPLICATION						
YEAR	MODEL RESTRICTIONS	AXLE CAPACITY	PART NUMBER	ΔLENGTH (INCHES)	DESCRIPTION	QTY.
3304 LINK ASSY. (STEERING DRAG) — Cont'd						
Notes: Δ Use center of stud ends to determine length.						
90	LN600/700 -- w/air brakes	7M	D5HZ 3304-C	18 7/8	#D3HA 3304-AB, E5HT 3304-DA	1
	w/air brakes	9M	E3HZ 3304-L	18 3/4	#E2HT 3304-KA, E5HT 3304-SA	1
	w/hydraulic brakes	5.5M,6M,7M	D0HZ 3304-A	19 3/8	#D0HA 3304-E, E5HT 3304-CA	1
90	L-LN-LNT-LT800/900 -- w/o grease fittings	All	E3HZ 3304-H	18	#E2HT 3304-GA, E5HT 3304-MA	1
90	L-LN-LNT-LT800/900 -- w/grease fitting and M/S	All	E4HZ 3304-B	18	#E4HT 3304-BA, E5HT 3304-VA	1
90	L-LN-LNT-LT800/900 -- w/grease fitting	9M,10M,12M	F0HZ 3304-E	32 39/64	#F0HT 3304-DA	1
90	L-LN-LNT-LT800/900 -- non-greaseable	9M,10M,12M	F0HZ 3304-F	32 39/64	#F0HT 3304-AA	1
90	LS-LTS800/900 -- non-greaseable	9M,10M,12M	F0HZ 3304-F	32 39/64	#F0HT 3304-AA	1
90	LS-LTS800/900	All	E8HZ 3304-E	36 5/32		1
90	LS-LTS800/900 -- greaseable	9M,10M,12M	F0HZ 3304-E	32 39/64	#F0HT 3304-DA	1
90	LA-LTA-LS-LTS800/900	12M	E8HZ 3304-F	36 5/32		1
90	LT-LTS800/900 -- w/grease fittings	9M	E8HZ 3304-F	36 5/32	#E7HS 3304-AA	1
	LS-LTS800/900 -- w/unitized tractor application -- greaseable	10M	E8HZ 3304-F	36 5/32	#E7HS 3304-AA	1
	LS-LTS800/900 -- greaseable	16M,18M,20M	E8HZ 3304-F	36 5/32	#E7HS 3304-AA	1
90	LTL900 -- w/o grease fittings	All	E3HZ 3304-H	18	#E2HT 3304-GA, E5HT 3304-MA	1
90	LTL900 -- w/grease fittings and M/S	12M	E4HZ 3304-B	18	#E4HT 3304-BA, E5HT 3304-VA	1
3321 Refer to Steering Gear Section 35.1						
3A322 JOINT ASSY. (STEERING SHAFT UNIVERSAL)						
90	CF600/700 w/locks	9M,12M	E6HZ 3A322-A			1
YEAR	MODEL/RESTRICTIONS	FRONT AXLE CAPACITY	PART NUMBER		DESCRIPTION	QTY.
3329 Refer to Steering Gear Section 35.1						
3332 SEAL (FRONT SUSPENSION OR STEERING BALL STUD DUST) - Also refer to P/S Cylinder Parts Lists Section 35.2						
90	B-F600/900	All	C7TZ 3332-G		#20-921 -- Spindle connecting rod & drag link	AR
90	L-LN-LNT-LT800/900	7M			Spindle connecting rod	AR
90	LN600/700	7M	D5HZ 3332-C		#20-98	AR
90	C600/900 -- w/Integral P/S	7M,9M,12M	D5HZ 3332-B		#24-116 w/air brakes	AR
90	C800 w/Integral P/S	7M	C7TZ 3332-G		#20-921	AR
90	C800 (9 1/2" frame) -- M/S	All	D2HZ 3332-A			AR
90	C-CT800 -- w/Integral P/S	12M,16M	D5HZ 3332-B		#24-116	AR
90	CL-CLT900	All	D0HZ 3332-B		#24-111-drag link (Pitman arm end)	AR
			D5HZ 3332-B		#24-116-drag link (steering arm end)	AR
90	L-LL-LN-LNT-LT-LTL800/900	All	E4HZ 3332-A		#24-109-drag link & pitman arm end	1
			E4HZ 3332-B		#24-123-drag link (axle end)	1
90	LS-LTS800	All	D0HZ 3332-A		Drag link	2
YEAR	MODEL/RESTRICTIONS		PART NUMBER		DESCRIPTION	QTY.
3337 SHIELD (POWER STEERING DRAG LINK DUST)						
90	C-CT800		B4Q 3337-A			AR
			27081-S8		(U-175)-bolt (shield to cylinder)-No. 10-32 x 1/2"	1
			34079-S7		(M-163)-nut-No. 10-32	1
90	LNT-LT-LTL-LS-LTS800/900		D0HZ 3337-A			AR

1990/
TRUCK SERIES 600/900

YEAR	MODEL/RESTRICTIONS	PART NUMBER	DESCRIPTION	QTY.
3354 SHAFT (STEERING IDLER ARM PIVOT)				
90	C-CT800	C8HZ 3354-A	6 1/8" long-3/4-16"	1
		374504-S	(MM-38-C)-nut (shaft to support)-3/4"-18	1
		374536-S	(MM-304-A)retainer	1
		72053-S	Pin 1/8"-1 1/2" cotter	1
3436 SUPPORT ASSY. (STEERING IDLER ARM)				
3454 Refer to Steering Gear Section 35.1				
3490 BRACKET (POWER STEERING RESERVOIR)				
90	B-F600/800 - - F.N.H. engine	E7HZ 3490-B	#E7HT 3490-AC	1
90	B600/800 - - 7.0L gas engine	E8HZ 3490-E	#E8HT 3490-FA	1
90	CL-CLT900 - - Cat. 3406 diesel engine	FOHZ 3490-E	#E9HT 3490-BA	1
90	L-LL-LN-LNT-LT-LS-LTL-LTS900 - - Cums. L-10 diesel	FOHZ 3490-D	#FOHT 3490-CB	1
90	L-LN800/900 - - F.N.H. engine	E8HZ 3490-B	#E8HT 3490-CA	1
90	L-LN-LNT-LT-LTL-LTS900 - - Cum. NTC eng.	E8HZ 3490-A	#E8HT 3490-BB	1
90	LN700/900 - - w/Cat. 3306 diesel engine	E8HZ 3490-D	#E8HT 3490-DA	1
90	L-LL-LN-LNT-LT-LS-LTL-LTS900 - - Cat. 3176 eng.	FOHZ 3490-C	#E9HT 3490-DA	1
90	C-CT700/900 - - Cat. diesel	D7HZ 3490-A	For remote mounted reservoir	1
		*58639-S2	Bolt (bracket to engine)-3/8"-16 x 2 1/4"	2
		351385-S	(XX-158)-washer-flat-3/8"	4
		34987-S4	(M-89-CF)-locknut-3/8"-16	2
90	B-F600 - - 6 cyl.	*58653-S2	Bolt (bracket to frame)-7/16"-14 x 1"	2
		380079-S2	(XX-172-C)-washer-flat-7/16"	2
90	CF600/700	E6HZ 3490-A	#E5HT 3490-CA	1
3492 BRACKET (POWER STEERING RESERVOIR SUPPORT)				
90	L-LN-LNT-LT-LTS800/900 - - 7.8L F.N.H. diesel engine	E8HZ 3492-A	#E8HT 3492-AA	1
3499 RETAINER (STEERING COLUMN TUBE)				
90	B-F600/900 - - w/M/T	D1FZ 3499-A		3

1990/
TRUCK SERIES 600/900

YEAR	MODEL/RESTRICTIONS	PART NUMBER	DESCRIPTION	QTY.
3E501 SEAL KIT (POWER STEERING GEAR SECTOR SHAFT)				
For model application refer to Steering Gear Section 35.1				
90		D7HZ 3E501-A	Use w/Ross HFB-52 gear	1
Consists of				
	1-D6HZ-3549-A	Snap ring	1-D6HZ-3E560-D	Washer
	2-D6HZ-3549-B	Snap ring	1-D6HZ-3738-A	Seal
	1-D6HZ-3E560-A	Washer	1-E3HZ-3738-A	Seal
	1-D6HZ-3E560-B	Washer	1-D7HZ-3738-B	Seal
	1-D6HZ-3E560-C	Washer		
90		D8HZ 3E501-A	Use w/Ross HFB-64 gear	1
Consists of				
	1-D0HZ 3549-A	Snap ring-bearing	1-D8HZ 3738-B	Seal assy.
	1-D8HZ 3E560-A	Washer	1-D8HZ 3738-C	Seal assy.
	1-D8HZ 3E560-B	Washer	1-D8HZ 3738-D	Seal assy.
	1-D8HZ 3E560-C	Washer	1-D8HZ 3754-A	"O" ring
	1-D8HZ 3581-A	Gasket		
90		E9HZ 3E501-A		1
Consists of				
	1-E9HZ 3329-A	"O" ring	1-E3HZ 3E613-B	Plug
	1-E9HZ 3D519-A	Seal-worm gear	1-E9HZ 3D631-A	Seal-input shaft
	1-D8HZ 3B541-A	"O" ring-rack assy.	1-E9HZ 3K665-A	Seal-pinion dust
	1-E2HZ 3B541-A	Snap ring-piston	1-E9HZ 3738-A	Seal assy.-sector shaft oil
	1-D8HZ 3581-A	Gasket	2-E9HZ 3754-A	Seal-sector shaft oil
3E502 SEAL KIT (POWER STEERING GEAR INPUT SHAFT)				
For model application refer to Steering Gear Section 35.1				
90		D8HZ 3E502-A	Use w/Ross HFB-64 gear	1
Consists of				
	2-D6HZ 3321-A	Thrust washer	2-D6HZ 3C559-B	"O" ring
	3-D6HZ 3D519-A	Seal	1-E2HZ 3C559-A	Washer
	1-D6HZ 3D519-B	"O" ring	2-D6HZ 3E611-A	Ring
	1-D6HZ 3D526-A	Seal	2-D8HZ 3E614-A	"O" ring
	1-D8HZ 3B541-A	Ring	1-D8HZ 3D623-A	Nut
	1-D6HZ 3B541-D	"O" ring	1-D0HZ 3B673-A	Bearing
	2-D6HZ 3C559-A	"O" ring	1-97426-S	Snap ring
90		E4HZ 3E502-A	Use w/Ross HFB-52 gear	1
Consists of				
	1-D6HZ 3329-A	"O" ring	1-E0HZ 3E614-A	"O" ring
	1-D6HZ 3D519-A	Seal	1-D6HZ 3D623-A	Nut
	2-D6HZ 3D519-B	"O" ring	1-D6HZ 3D623-B	Nut
	1-D6HZ 3B541-A	Ring	1-D6HZ 3738-A	Seal
	1-D6HZ 3B541-B	"O" ring	1-D6HZ 3754-A	"O" ring
	1-E0HZ 3B541-A	Ring	2-D6HZ 3C559-A	Ring
	2-D6HZ 3C559-B	"O" ring	1-E0HZ 3C559-A	"O" ring
	1-D6HZ 3581-A	Gasket	1-E3HZ 3E613-A	Plug
3F500-3 Refer to group 3A719				
3N503-4 Refer to Steering Gear Parts Lists, Section 35.1				
3K505 ADAPTER (POWER STEERING PUMP MOUNTING)-Also refer to P/S Pump Parts Lists Section 36.1				
90	B-F-F1600/900 -- 6 cyl. F.N.H. diesel	E7HZ 3K505-A		1
90	CL-CLT900 -- 8 cyl. Cat. diesel	D8HZ 3K505-A		1
90	CL-CLT900 -- NTC 444 engine	E8HZ 3K505-A		1
90	L-LN-LNT900 -- 8 cyl. Cum. diesel	D2HZ 3K505-A		1

1990/
TRUCK SERIES 600/900

YEAR	MODEL/RESTRICTIONS	PART NUMBER	DESCRIPTION	QTY.
3K505 ADAPTER (POWER STEERING PUMP MOUNTING)-Also refer to P/S Pump Parts Lists Section 36.1				
90	L-LT-LN-LNT800 -- 6 cyl. F.N.H. diesel	E7HZ 3K505-A		1
90	L-LL-LT-LTL-LS-LTS-LN-LNT900 -- NTC 444 engine	E8HZ 3K505-A		1
3506-7 CLAMP (STEERING COLUMN)				
90	B-F-FT600/900	C3TZ 3507-B		1
90	C-CT800	B7T 3507-A	1 59/64" I.D. x 1 1/8" wide	1
		20521-S8	(B-162)-bolt (clamp)-5/16"-24 x 2"	1
		33798-S8	(M-62)-nut-5/16"-24	1
		34806-S7	(X-64)-lockwasher-5/16"	1
3K506 GASKET (POWER STEERING PUMP MOUNTING)				
90	CL-CLT900	C9HZ 3K506-A		1
90	L-LL-LN-LNT-LT-LTL-LS- LTS800/900 -- 8 cyl. Cum diesel			1
90	L-LL-LN-LNT-LT-LTL-LS- LTS800/900 -- 6 cyl. Cat. diesel			1
90	CL-CLT900	★ C6TA 3K506-B	Use between oil filler pipe and engine- secure from Detroit Diesel-part number 5122227	1
90	L-LL-LN-LNT-LT-LS-LTS800/900 W-WT900 -- 6 cyl. Cum. diesel	D2HZ 3K506-A		1
3507 CLAMP (STEERING COLUMN)				
90	B-F-FT600/900	C3TZ 3507-B		1
3K507 Refer to P/S Pump Parts Lists Section 36.1				
3509 TUBE ASSY. (STEERING COLUMN)				
90	B600/800 -- cowl A/T	FOHZ 3514-A		1
	B600/800 -- cowl M/T	FOHZ 3514-C		1
90	B600/800 Reg. cab -- A/T	FOHZ 3514-B		1
	B600/800 Reg. cab -- M/T	FOHZ 3514-D		1
90	C800	C7TZ 3509-J		1
90	C800(9 1/2" frame) -- 9M,12M C/P/S front axle			1
90	C800(9 1/2" frame) -- 12M conv. front axle	C7TZ 3509-K		1
90	C800(9 3/4" frame),CT800			1
90	CL-CLT900	D8HZ 3509-A	27 7/8" long	1
90	F-FT600/900 -- A/T	FOHZ 3514-B		1
	F-FT600/900 -- M/T	FOHZ 3514-D		1
90	L-LL-LN-LNT-LS-LT-LTS700/900	E9HZ 3514-A		1
90	B-F-FT 600/900	E3HZ 3513-A		AR
		383337-S	(MM-90-C) Nut-Hex slotted-1 1/8"-18 (3514 to 3B676)	1
90	LTL900	DOHZ 3514-A		1
3510 RETAINER (STEERING COLUMN LOWER BEARING SEAL)				
90	B-F-FT600/900	DOTZ 3510-A		1
3A510 BEARING ASSY. (STEERING COLUMN)				
90	LTL900,LL900	E1HZ 3A510-A		1
3C510 BRACKET (POWER STEERING HOSE)				
90	L-LL-LN-LNT-LT-LTL-LS-LTS700/900		Used for hydraulic brake line mounting to frame	AR
3D510 BOOT (STEERING COLUMN SHAFT COUPLING)				
90	B-F-FT600/900	E4HZ 3D510-A		1
90	L-LL-LN-LNT-LT-LTL-LS-LTS600/900	DOHZ 3D510-A	Upper	1
		DOHZ 3D510-B	Lower-kit-consists of wedge, boot and insert	1
3511 FLANGE (STEERING COLUMN TUBE)				
90	B-F-FT600/900 -- w/M/T	E4TZ 3511-B		1
90	B-F-FT600/900 -- w/A/T	E4UZ 3511-A	#E4UA 3511-CWA	

1990/
TRUCK SERIES 600/900

YEAR	MODEL/RESTRICTIONS	PART NUMBER	DESCRIPTION	QTY.
3C511 SUPPORT (POWER STEERING PUMP)				
90	B-F600/800 -- 8 cyl. Cat. diesel	E6HZ 3C511-A	#E6HT 3C631-AA	1
90	B-F-FT600/900 -- gas eng.	E8HZ 3C511-C	#E8HT 3C631-CA	1
90	B-F600/800 -- 7.8L F.N.H. eng.	E8HZ 3C511-A	#E8HT 3C631-AA	1
90	C-CT -- 8 cyl. gas	EOHZ 3C511-A	#E8HT 3C511-AB	1
90	L-LL-LN-LNT-LT-LS-LTS800 -- 8 cyl. Cat. diesel	E6HZ 3C511-A	#E6HT 3C631-AA	1
90	-8 cyl. gas	D5HZ 3C511-A	#D5HA 3C511-AA	1
90	L-LL-LN-LNT-LT-LS-LTS900 -- 8 cyl. gas	D0TZ 3C511-B	#D0TE 3C631-A-used as pump support, mounted to engine	1
		3C511	Slotted bracket attached to rear of pump-refer to P/S pump section 36.1 list 59	1
	-- Cum. diesel	D0HZ 3C511-C	#D0HA 3C631-F	1
90	B-C-CT-F-L-LN-LNT-LT-LTS 600/800 -- 8 cyl. gas	384054-S2	(BB-171-E)-bolt (support bracket to water pump)-3/8"-16 x 6 1/8"	1
		58638-S2	(B-89-A)-bolt (support to engine)-3/8"-16 x 2"	1
		*58636-S	Bolt-3/8"-16 x 1 1/2"	1
		58637-S	(B-86-A)-bolt (suppt. to eng.)-3/8"-16 x 1 3/4"	1
		351385-S7	(XX-158)-washer-flat-3/8"	3
		34807-S	(X-66)-lockwasher-3/8"	2
90	L-LL-LN-LNT-LT-LS-LTS800 -- Cat. diesel	380899-S2	(BB-176-B)-bolt (support to engine)-7/16"-14 x 1 1/2"	3
90	L-LL-LN-LNT-LT-LS-LTS800 -- Cat. diesel	380079-S	(XX-173-C)-flat washer-7/16"	6
		*58636-S2	Bolt (support to pump bracket 3A732)	3
		*382118-S2	Flat washer-3/8"	3
		*91321-S2	Bolt (support to engine)-1/2"-13 x 3"	3
		33845-S	(M-57)-nut-1/2"-13	3
		34988-S4	(M-89-D)-nut-7/10"-14	3
90	L-LL-LN-LNT-LT-LS-LTS880/900 -- 8 cyl. gas	384010-S	(BB-425-H)-bolt (pump suppt. and spacer to eng.)-1/2"-13 x 3 9/16"	1
		44735-S	(X-32)-flat washer-1/2"	1
		46069-S7-8	(B-263-E)-bolt (pump support lower end to eng.)-7/16"-14 x 3 3/4"	1
		382580-S	(XX-173-B)-flat washer-7/16"	1
		371459-S	(BB-425)-bolt (pump support to engine)-3/8"-16 x 4 3/8"	1
		373603-S	(XX-140-M)-lockwasher-3/8"	1
90	L-LL-LN-LNT-LT-LTL-LS-LTS900 -- Cum. diesel	*58656-S2	Bolt (support to pump)-7/16"-14 x 1 3/4"	3
		*58657-S2	Bolt (support to engine)-front-7/16"-14 x 2"	1
		380079-S	(XX-173-C)-flat washer-7 16"	1
		*58724-S	Bolt (support to engine-top)-5/8"-11 x 2 3/4"	1
		373781-S	(XX-214-A)-flat washer-5/8"	1
3513 SEAL (STEERING COLUMN WEATHER)				
90	B-F-FT600/900	E3HZ 3513-A		AR
90	LL-LTL900 -- M/T	FOHZ 3513-A		1
90	L-LT-LNT-LS-LTS800/900 -- M/T	FOHZ 3513-A		1
90	L-LT-LNT-LS-LTS800/900 -- A/T	FOHZ 3513-B		1
3514 Refer to group 3509				
3C514 Refer to P/S Cylinder Parts Lists Section 35.2				

1990/
TRUCK SERIES 600/900

YEAR	MODEL/RESTRICTIONS	PART NUMBER	DESCRIPTION	QTY.
3K514	Refer to P/S pump Parts Lists, section 36.1			
3C515	Refer to Steering Gear Section 35.1			
3516	RACE (STEERING COLUMN BEARING OUTER)			
90	L-LL-LT-LTL-LS-LTS-LN-LNT800/900-non-fleet	E5HZ 3516-A		1
90	L-LL-LT-LTL-LS-LTS-LN-LNT800/900	E9HZ 3516-A		1
3517	BEARING ASSY. (STEERING COLUMN)			
90	B-F-FT600/900	C7SZ 3517-D	Upper	1
		C3DZ 3517-A	Lower	1
90	C-CT800	C3DZ 3517-A	Upper bearing	1
		C3TZ 3517-B	Lower bearing	1
90	CF600/700/800	E6HZ 3517-A	Upper	2
90	CL-CLT900	C3DZ 3517-A	Upper	1
		C8HZ 3517-A	Lower	1
90	L-LN-LNT-LT-LTS600/900	D0HZ 3517-A	Upper-7/8" I.D. x 1 21/32" O.D. x 7/16" thick- #LL 52549 & #LL 52510	1
		D0HZ 3517-B	Lower-1" I.D. x 2" O.D. x 9/16" thick- #LL 44643 & #LL 44610	1
90	LTL900	E1HZ 3A510-A		1
3K517	BRACKET (STEERING COLUMN SHROUD)			
90	CF600/700	E6HZ 3K517-A	#81DB 3K517-AA	1
3518	SLEEVE (STEERING COLUMN TUBE BEARING)			
90	B-F-FT600/900	E2AZ 3518-C	Upper	1
		B1AZ 3518-A	Lower	1
90	C-CT800	C4TZ 3518-B	7/8" I.D. x 1 1/8" O.D.	1
90	CL-CLT900	C4TZ 3518-B	Upper	1
		C8HZ 3518-A	Lower	1
		371916-S	(XX-242-G)-Flat washer(3518 to 3520)-7/8" I.D. x 1 1/4" O.D. x 1/16" thick	1
3519	RACE (STEERING COLUMN BEARING INNER)			
90	L-LL-LT-LTL-LS-LTS-LN-LNT800/900-fleet	E4HZ 3519-B		1
90	L-LL-LT-LTL-LS-LTS-LN-LNT800/900-non-fleet	E5HZ 3519-A		1
90	L-LT-LTL-LTS-LN-LNT800/900	E9HZ 3519-A		1
3520	SPRING (STEERING COLUMN UPPER BEARING)			
90	B-F-FT600/900	E9HZ 3520-A		1
90	C800(9 1/2" frame) -- M/S	C7TZ 3520-A		1
90	C800(9 3/4" frame)			1
90	CL-CLT900			1
90	CT800			1
90	CF600/700/800	E6HZ 3520-A		1
90		371681-S8	(XX-252)-washer (spring retaining)-7/8" dia.	1
3C520	Refer to group 3A719			
3524	Refer to Steering Gear Parts Lists Section 35.1 or basic 3A526			
3E524	WASHER (STEERING SHAFT LOCATOR)			
90	B-F-FT600/900	E4HZ 3E524-A	Detail of #E4HT 3E751-AA,BA,CA	
3A526	SHAFT ASSY. (STEERING COLUMN)			
90	B600/800 -- cowl	E9HZ 3524-A	Upper	1
90	B600/800 -- M/S 6M,7M front axle	E8HZ 3B676-C	E8HT 3E751-CA-lower	1
90	B600/800 -- M/S 6M,7M front axle	E8HZ 3A526-A	Shaft assy. -- detail of E8HZ 3B676-A,B- (slip yoke end)	1
90	B600/800 -- M/S 6M,7M front axle	E8HZ 3A526-B	Shaft assy. -- detail of E8HZ 3B676-A,B- (splined shaft end)	1

1990/
TRUCK SERIES 600/900

YEAR	MODEL/RESTRICTIONS	PART NUMBER	DESCRIPTION	QTY.
3A526 SHAFT ASSY. (STEERING COLUMN) --- Cont'd				
90	B600/700 -- P/S 6M,7M, 8M,9M front axle	E8HZ 3B676-B	#E8HT 3E751-BB-lower	1
90	B600/700 -- P/S 6M,7M front axle	E8HZ 3B676-C	E8HT 3E751-CA-lower	1
90	B600/700 -- P/S 6M,7M, 8M,9M,10M,12M front axle	E8HZ 3A526-A	Shaft assy.-detail of E8HZ 3B676-A,B- (slip yoke end)	1
90	B600/700 -- P/S 6M,7M, 8M,9M,10M,12M front axle	E8HZ 3A526-B	Shaft assy.-detail of E8HZ 3B676-A,B- (splined shaft end)	1
90	C800	C6TZ 3A526-H	Shaft & yoke assy.-32 5/8" long-use w/double joint yoke	1
90	C800 (9 1/2" frame) -- M/S and 9M, 12M C/P/S front axles			1
90	C800 (9 1/2" frame) -- P/S			1
90	C800 (9 1/2" frame) -- M/S and 12M conv. front axle	C3TZ 3A526-D	Shaft & yoke assy.-33 11/16" long-use w/single joint yoke	1
90	C800 (9 3/4" frame), CT800/900			1
90	CF600/700	E6HZ 3A526-A	#E5HT 3A526-CA-upper	1
90	CL-CLT900	★ D8HZ 3A526-A r/bMat #9078	Shaft and coupling assy.	1
90	CL-CLT900	E8HZ 3A526-C	Upper	1
90	CL-CLT900	D8HZ 3A526-C	Center - slip yoke-11 3/4" long-W/32 internal splines	1
90	CL-CLT900	D8HZ 3A526-D	Lower - 17 5/8" long-w/32 outer splines	1
90	F-FT600/900	E0HZ 3524-B	Upper-40 19/32" long	1
90	F-FT600/900 -- cowf	E9HZ 3524-A	Upper	1
90	F-FT600/900 -- reg. cab	E9HZ 3524-B	Upper	1
90	F-FT600/900 -- M/S 6M,7M front axle	E8HZ 3B676-C	E8HT 3E751-CA-lower	1
90	F-FT600/900 -- M/S 6M,7M, front axle	E8HZ 3A526-A	Shaft assy.-detail of E8HZ 3B676-A,B- (slip yoke end)	1
90	F-FT600/900 -- P/S 6M,7M, 8M,9M,10M,12M front axle	E8HZ 3A526-B	Shaft assy.-detail of E8HZ 3B676-A,B- (splined shaft end)	1
90	F-FT600/900 -- M/S 6M,7M, front axle	E8HZ 3A526-B	Shaft assy.-detail of E8HZ 3B676-A,B- (splined shaft end)	1
90	F-FT600/900 -- P/S 10M,12M Front axle	E8HZ 3B676-A	#E8HT 3E751-AA-lower	1
90	F-FT600/900 -- P/S 6M,7M,8M,9M Front axle	E8HZ 3B676-B	#E8HT 3E751-BA-lower	1
90	F-FT600/900 -- P/S 6M,7M, 8M,9M,10M,12M front axle	E8HZ 3A526-A	Shaft assy.-detail of E8HZ 3B676-A,B- (slip yoke end)	1
90	L-LN-LNT-LT-LTS600/900	D0HZ 3B676-A	#D0HA 3C552-D Upper, incl. joint, boot, & retainer	1
90	L-LN-LNT-LS-LT-LTS700/900	E9HZ 3B676-B	#E9HT 3C552-AA upper, incl. joint, boot & retainer -- For details refer to basic 3D638, 3B710, 3D672, 3C684	1
		E1HZ 3C663-A	Shaft-steering column lower	1
90	LN-LNT700/900 -- All, LS-LTS-10M,12M frt. axle	F0HZ 3B676-C	#F0HT 3B676-CA -coupling assy.-steering shaft lower	1
90	L-LT800/900 -- All, LS-LTS-16M,18M,20M frt. axle	F0HZ 3B676-B	#F0HT 3B676-BA -coupling assy.-steering shaft lower	1
90	L-LL-LN-LNT-LT-LS-LTS600/900	D0HZ 3A526-E	Shaft kit-coupling assy.-upper	1
90	LL-LTL900	E9HZ 3B676-A	#E9HT 3C663-AA, lower	1
		F0HZ 3B676-A	#F0HT 3B676-AA, lower	1
Consists of				
	1-Clamp/washer	1-Torque nut	1-Bolt	
90	LTL900	E5HZ 3B676-B	Coupling assy. - steering shaft upper	1
90	LTL900 -- M/S	E5HZ 3B676-A	Coupling assy.-steering shaft lower	1
90	LL-LTL900 -- P/S	E5HZ 3B676-A	Coupling assy.-steering shaft lower	1
90	LL-LTL900	E2HZ 3A526-E	Shaft assy.-steering coupling -- detail of E2HZ 3B676-A, E9HZ 3B676-A	1
90	LL-LTL900	E2HZ 3B676-F	Shaft & joint assy.-steering column	1

1990/
TRUCK SERIES 600/900

YEAR	MODEL/RESTRICTIONS	PART NUMBER	DESCRIPTION	QTY.
3D526 Refer to Steering Gear Parts Lists, Section 35.1				
3E526 COUPLER (POWER STEERING PUMP DRIVE)				
90	B-F600/800 -- 6 cyl. F.N.H. diesel	E7HZ 3E526-A	Gear for E7HT 3A674-BB-P/S pump assy.	1
90	L-LL-LN-LNT-LT-LS-LTS800/900 -- 8 cyl. Cum. diesel	D2HZ 3E526-A	1 1/2" hex. head, 1 1/4"-12 thread, 11 internal teeth, 15/16" long	1
90	CF600/700 -- 6.6L diesel	E6HZ 3E526-A	#E5HT 3E526-AA	1
90	CL-CLT900 -- Cum. diesel L-LL-LT-LTL-LS-LTS-LN-LNT800/900 -- Cum. diesel	E8HZ 3E526-A	#E8HT 3K688-AA	1
90	L-LL-LT-LTL-LS-LTS -- 3406 Cat. CL-CLT -- 3406 Cat.	E4HZ 3E526-A		1
3A527 SHAFT (STEERING COLUMN UPPER) Refer to basic 3A526 Shaft assy. (steering column)				
3E528-29 Refer to Steering Gear Parts Lists, Section 35.1				
90	B-F600/900	C6TZ 3A529-B		1
3530 SHROUD (STEERING COLUMN)				
90	B600/700 -- manual trans.	E1HZ 3530-A	#E0HT 3530-EA	1
90	B600/700 -- auto trans.	E0HZ 3530-C		1
90	CF600/800	E6HZ 3530-A	#E5HT 3K512-AA-lower	1
		E6HZ 3530-B	#E5HT 3530-CA-upper L.H.	1
		E6HZ 3530-C	#E5HT 3530-BA-upper R.H.	1
90	F-FT600/900 -- w/o outside mounted turn signals	E0HZ 3530-A		1
90	F-FT600/900 -- w/outside mounted turn signals	E0HZ 3530-B		1
90	L-LL-LN-LNT-LT-LTL-LS-LTS 600/900	E5HZ 3530-A	#E5HT 3530-AA	1
3A533 BALL STUD KIT (POWER STEERING)-For Model Application refer to Section 35.2				
90		C8TZ 3A533-A		1
Consists of				
	2-C8TZ 3320-A	Seat	1-C8TZ 3328-A	Plug
	1-D3TZ 3327-A	Spring	1-C8TZ 3B711-B	Stud (1")
90		C8TZ 3A533-B		1
Consists of				
	2-C8TZ 3320-B	Seat	1-D3TZ 3327-A	Spring
	1-D3TZ 3326-B	Seat	1-C8TZ 3328-B	Plug
			1-C8TZ 3B711-A	Stud (1 1/4")
90		D0HZ 3A533-A		1
Consists of				
	2-	Seat	1-	Plug
			1-	Spring
3538 Refer to Steering Gear Parts Lists, Section 35.1				
3-3538 Refer to P/S Pump Parts Lists Section 36.1				
3A538 ADAPTER KIT (POWER STEERING CYLINDER TUBE)				
90	LT-LNT-LTL800/900 -- w/16M, 18M, 20M front axle	E4HZ 3A538-A		1
3539 Refer to Steering Gear Parts Lists, Section 35.1				
3L539 RING (STEERING COLUMN BEARING TOLERANCE)				
90	CF600/700/800	E6HZ 3L539-A		2
3A540 Refer to P/S Cylinder Parts Lists Section 35.2				
3B541 Refer to Steering Gear Parts Lists, Section 35.1				

1990/
TRUCK SERIES 600/900

YEAR	MODEL/RESTRICTIONS	PART NUMBER	DESCRIPTION	QTY.
3B542	Refer to P/S Cylinder Parts Lists Section 36.1			
3-3542	Refer to P/S Pump Parts Lists Section 36.1			
3A544	Refer to P/S Cylinder Parts Lists Section 35.2			
3E546	NUT-GUIDE PIN (ADJUSTABLE STEERING COLUMN BRACKET)			
90	L-LT-LTL-LTS-LN-LNT800/900	E4HZ 3E546-A		1
3-3547	Refer to P/S Pump Lists Section 36.1			
3L548	Refer to Steering Gear Parts Lists, Section 35.1			
3549	Refer to Steering Gear Parts Lists, Section 35.1			
3-3549	Refer to P/S Pump Parts List Section 36.1			
3F550	SUPPORT (POWER STEERING RESERVOIR FILLER TUBE)			
90	L-LT900 -- 8 cyl. Cum. diesel	★	Improvise	
3F551	HOSE (POWER STEERING RESERVOIR FILLER TUBE)			
90	L-LT900 -- 8 cyl. Cum. diesel	★	improvise from bulk hose (8333)	
3552-3	Refer to Steering Gear Parts Lists, Section 35.1			
3E552	BRACKET (STEERING GEAR MOUNTING)			
90	LN700 -- M/S "From 2/85"	E5HZ 3E552-A		
		383221-S2	(BB-317-A)-bolt (bracket frame)-1/2"-20 x 1 3/4"	3
		44879-S2	(X-31-G)-flat washer-1/2"-1 1/16" x 3/32"	6
		389594-S2	()-slotted nut-1/2"-20	3
		72071-S	(N-62)-cotter pin-1/8"-1 1/2"	3
90	LN700 -- P/S w/Cat. diesel	D7HZ 3E552-A		1
		383732-S	(BB-325)-bolt (bracket to frame) 5/8"-18 x 2"	3
		373781-S2	(XX-214-A)-flat washer-5/8"	6
		381612-S	(MM-61-A)-nut-5/8"-18	3
		72071-S	(N-54)-cotter pin-1/8"-1 1/2"	3
3R553	Refer to group 3A719			
3E554	CAP KIT (STEERING COLUMN SHAFT DUST)			
90	CL-CLT900	C6TZ 3E554-A	Incl. (1) steel cap, (1) felt washer and (1) nylon washer	1
3R555-6	TUBE ASSY. (P/S TURN ASSIST)			
90	LT-LNT-LL-LTL -- 16M, 18M, 20M front axle except F.N.H.	FOHZ 3R555-F	Right turn	1
90	L-LT-LNT-LL-LTL -- 16M, 18M, 20M front axle except F.N.H.	FOHZ 3R555-C	Left turn	1
90	LS-LTS -- 16M, 18M, 20M front axle except F.N.H.	FOHZ 3R555-E	Right turn	1
90	LS-LTS -- 16M, 18M, 20M front axle except F.N.H.	FOHZ 3R555-D	Left turn	1
90	LT-LNT -- 16M, 18M front axle F.N.H. diesel	FOHZ 3R555-E	Left turn	1
90	LS-LTS -- 16M, 18M, 20M front axle-F.N.H. diesel	FOHZ 3R555-D	Right turn	1
90	LS-LTS -- 16M, 18M, 20M front axle-F.N.H. diesel, Cat. 3306	FOHZ 3R555-F	Left turn	1
90	LT-LNT -- 16M, 18M front axle, F.N.H. diesel	FOHZ 3R555-C	Right turn	1
90	LL-LTL-LT-LNT900 -- 16M, 18M, front axle-Cat. 3176 diesel	FOHZ 3R555-A	Right turn	1
		FOHZ 3R556-A	Left turn	1
90	LS-LTS900 -- 16M, 18M, 20M front axle-cat 3170 diesel	FOHZ 3R555-B	Right turn	1
		FOHZ 3R556-B	Left turn	1

1990/
TRUCK SERIES 600/900

YEAR	MODEL/RESTRICTIONS	PART NUMBER	DESCRIPTION	QTY.
3B559	Refer to P/S Pump Parts Lists Section 36.1 and Section 36 basic 3A674 P/S Pump Assy.			
3C559	Refer to Steering Gear Parts Lists, Section 35.1			
3K559	Refer to P/S Pump Parts Lists Section 36.1			
3E560	Refer to Steering Gear Parts Lists, Section 35.1			
3A561	Refer to P/S Pump Parts List Section 36.1 and Section 36 basic 3A674 P/S Pump Assy.			
3B561	Refer to P/S Pump Parts Lists Section 36.1			
3E561-5	Refer to Steering Gear Parts Lists, Section 35.1			
3566	SPACER (STEERING GEAR TO FRAME)			
90	L-LT900 -- 8 cyl. Cum. diesel	★	#D2HA 3566-AA-Improvise	1
3E566-8	Refer to Steering Gear Parts Lists, Section 35.1			
3A570	Refer to P/S Pump Parts Lists Section 36.1 and Section 36 basic 3A674 P/S Pump Assy.			
3571-76	Refer to Steering Gear Parts Lists, Section 35.1			
3E576	Refer to group 3A719			
3577	Refer to Steering Gear Parts Lists, Section 35.1			
3578	SPACER-GUIDE PIN (ADJUSTABLE STEERING COLUMN BRACKET)			
90	L-LL-LT-LTL-LS-LTS-LN-LNT800/900	E4HZ	3578-A	1
3579	Refer to Steering Gear Parts Lists, Section 35.1			
3A579	Refer to group 3A719			
3E579-80	Refer to Steering Gear Parts Lists, Section 35.1			
3B580	Refer to group 3681			
3E580-1	Refer to Steering Gear Parts Lists, Section 35.1			
3L581	Refer to P/S Pump Parts Lists Section 36.1			
3A582	Refer to P/S Pump Parts Lists Section 36.1			
3E582-9	Refer to Steering Gear Parts Lists, Section 35.1			
3583	Refer to Steering Gear Parts Lists, Section 35.1			
3B584	SEAL and GASKET KIT-POWER STEERING PUMP-For Application Refer To Power Steering Pump Parts Lists Section 36.1			
90	All	B8TZ	3B584-C	1
	Consists of			
	2-B5A 33547-A	"O" ring	1-CITT 3A642-A	Gasket
	2-B6QW 33549-A	"O" ring	1-C2TZ 3A642-A	Gasket
	1-C2SZ 3B592-A	Seal	1-B9A 6570-A	Seal
	1-LA 33618-A	"O" ring	1-87014-S91	"O" ring
	1-C0AA 3A642-B	Gasket	1-87147-S91	"O" ring

1990/
TRUCK SERIES 600/900

IDENTIFICATION CHART

IDENTIFICATION	PART NUMBER	IDENTIFICATION	PART NUMBER
3590 ARM (STEERING GEAR SECTOR SHAFT)			
E0HT 3590-FA	E0HZ 3590-A	E8HT 3590-BB	E8HZ 3590-B
E4HT 3590-AA	D6HZ 3590-B	E8HT 3590-DA	E9HZ 3590-A
E4HT 3590-CA	D6HZ 3590-C	E8HT 3590-EB	E1HZ 3590-A
E4HT 3590-DA	D8HZ 3590-B	E8HT 3590-FA	E8HZ 3590-A
E4HT 3590-EA	D8HZ 3590-A	E9HT 3590-AA	E9HZ 3590-B
E4HT 3590-FA	D0HZ 3590-B	F0HT 3590-EA	F0HZ 3590-A
E4HT 3590-GA	E2HZ 3590-A	F0HT 3590-FA	F0HZ 3590-B

YEAR	MODEL/RESTRICTIONS	Front Axle Capacity	PART NUMBER	DESCRIPTION	QTY.
3590 ARM (STEERING GEAR SECTOR SHAFT)					
90	B600/700 -- M/S	6M,7M	E0HZ 3590-A	#E0HT 3590-FA,FB, E8HT 3590-AA,DA	1
90	B600/700 -- P/S	6M,7M	E8HZ 3590-D	#E8HT 3590-EB	1
90	B600/700 -- P/S	8M,9M	E8HZ 3590-A	#E8HT 3590-FA	1
90	B600/700 -- M/S	6M,7M	E9HZ 3590-A	#E8HT 3590-DA	1
90	C-CT800 -- M/S (504 gear) with air brakes -- 9.76 frame "From Ser. JD5,001"	7M,9M	D5HZ 3590-D	#D3HA 3590-DA	1
90	C-CT800 -- M/S (504 gear) w/hyd. brakes -- 9.76 frame "From Ser. JD5,001"	7M	C6TZ 3590-A	#C6TA 3590-K	1
		9M	C6TZ 3590-D	#C6TA 3590-F	1
90	C-CT800 -- M/S (408 gear) with air & hyd. brakes -- 9.50 frame "From Ser. JD5,001"	7M,9M	D5HZ 3590-C	#D3HA 3590-CA	1
90	CT800	9M	D6HZ 3590-B	#D5HA-3590-DA, E4HT 3590-AA	1
90	C-CT800	12M,15M,18M	D6HZ 3590-C	#D5HA-3590-CA, E4HT 3590-CA	1
90	CF600/800 -- P/S	9M,12M	E6HZ 3590-A	#E5HT 3590-AA	1
90	CL-CLT900 -- P/S -- M/S	All	D8HZ 3590-A	#D7HT 3590-CB, E4HT 3590-EA	1
		All	D8HZ 3590-B	#D7HT 3590-DB, E4HT 3590-DA	1
90	F-FT600/900 -- M/S	6M,7M	E9HZ 3590-A	#E8HT 3590-DA	1
90	F-FT600/900 -- P/S	6M,7M	E8HZ 3590-D	#E8HT 3590-EB	1
90	B-F-FT600/900 -- P/S	8M,9M	E8HZ 3590-A	#E8HT 3590-FA	1
90	B-F-FT600/900 -- P/S	8M,9M	E8HZ 3590-B	#E8HT 3590-BA	1
90	F-FT600/900	9M,10M,12M	E9HZ 3590-B	#E9HT 3590-AA	1
90	LN700 -- M/S- w/air brakes	6M,7M	E3HZ 3590-B	#E3HT 3590-BA	1
90	LN700 -- M/S w/Hyd. brakes Air brakes -- P/S w/air brakes	9M	D0HZ 3590-G	#D0HA 3590-S	1
		9M	D5HZ 3590-H	#D3HA 3590-NA	1
		6M,7M	D5HZ 3590-F	#D3HA 3590-MA	1
		9M	D5HZ 3590-G	#D3HA 3590-RA	1
90	LN700 -- P/S w/Hyd. brakes	9M	D0HZ 3590-E	#D0HA 3590-H	1
		7M	D0HZ 3590-F	#D0HA 3590-J	1
90	L-LN800/900 -- M/S	7M	D0HZ 3590-D	#D0HA 3590-E	1
90	L-LN800/900 -- M/S	9M	D0HZ 3590-A	#D0HA 3590-N	1
90	L-LN800/900 -- M/S	7M,12M	D0HZ 3590-B	#D0HA 3590-R, E4HT 3590-FA	1
90	L-LN800/900 -- P/S	All	E2HZ 3590-A	#E2HT 3590-AA, E4HT 3590-GA	1
90	LNT-LT-LL-LTL-LS-LTS800/900 -- M/S	7M	D0HZ 3590-A	#D0HA 3590-N	1
90	LNT-LT-LL-LTL-LS-LTS800/900 -- M/S	7M,12M	D0HZ 3590-B	#D0HA 3590-R, E4HT 3590-FA	1
90	LNT-LT-LTL-LTS800/900 -- P/S	All	E2HZ 3590-A	#E2HT 3590-AA, E4HT 3590-GA	1
90	LS-LTS800/900 -- M/S	9M,12M	F0HZ 3590-A	#F0HT 3590-EA	1
		9M,12M	F0HZ 3590-B	#F0HT 3590-FA	1

1990/
TRUCK SERIES 600/900

YEAR	MODEL/RESTRICTIONS	Front Axle Capacity	PART NUMBER	DESCRIPTION	QTY.
3591-7 Refer to Steering Gear Parts Lists, Section 35.1 or Section 36 basic 3A674 P/S Pump Assy.					
3K592 SPACER (STEERING GEAR MOUNTING BRACKET)					
90	LS-LTS800/900 -- w/steel frame 10.76 S/M-110K PSI w/4000/9000, 4500/10000 spring capacity		FOHZ 3K592-B		1
90	LS-LTS800/900 -- w/5400/12000# tapered spring capacity	12M	FOHZ 3K592-A		1
90	LS-LTS800/900 -- w/steel frame, 13.30 S/M-50k PSI, 21.60 S/M-110K PSI, 13.3 S/M- 110K PSI, 30.0 S/M-110K PSI		FOHZ 3K592-C		1
3E599 ELBOW ASSY. (POWER STEERING PUMP INLET)					
90	B600/800 -- with F.N.H. diesel engine-45 degree		E8HZ 3E599-A	#E8HT 3E599-A1A	1
90	CL-CLT900 -- with Cumm. L10 or NTC engines-90 degree		E8HZ 3E599-B	#E8HT 3E599-B4A	1
90	F-FT600/900 -- with FTO diesel engine-45 degree		E8HZ 3E599-A	#E8HT 3E599-A1A	1
90	L-LT-LTS-LN-LNT800 -- with F.N.H. diesel engine-45 degree	7M,9M,10M, 12M	E8HZ 3E599-A	#E8HT 3E599-A1A	1
90	L-LT-LTS-LN-LNT900 -- with NTC engine-45 degree	12M	E8HZ 3E599-B	#E8HT 3E599-B4A	1
90	L-LT-LTS-LN-LNT900 -- with Cumm. L-10 diesel or NTC engine-45 degree	9M,10M, 12M	E8HZ 3E599-A	#E8HT 3E599-A1A	1

3504 GEAR ASSY. (STEERING)

A. HOW TO FIND COMPLETE STEERING GEAR ASSEMBLY PART NUMBER

1. Using the Truck Specification List (T.S.L.)-
Determine the steering gear assembly part number from the T.S.L.
and refer to the T.S.L. Cross Reference Guide (page 2) to find the
correct service part number.
2. Using Truck Series year and front axle capacity-
Refer to model application chart (page 2) to find the correct steering gear.
3. Using the Identification Tag-
Refer to the "Identification Tag" column in the model application chart
(page 2) to find the correct service part number.

B. HOW TO FIND THE PART NUMBER FOR A COMPONENT PART OF A STEERING GEAR

1. Use one of the methods explained above to determine the steering gear
parts list number.
2. Find the parts list number for that steering gear in the T.S.L.
Cross-Reference Guide or the Model Application Chart.
3. Turn to the Parts List (starting on page 3) and find the component needed.
4. If the basic number is not known, refer to the illustration reference given
or the Alphabetical Index.

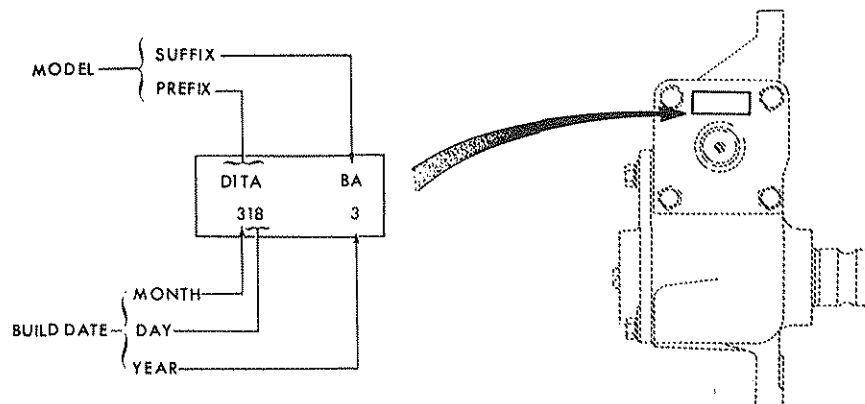
STEERING GEAR IDENTIFICATION TAG

The illustration below shows the general location of the gear identification tag, which
gives the gear assembly number, prefix and suffix.

Basic gear assembly numbers are usually the following-

3N503 Integral type power steering gear. (example-Ross HF-54 and HFB-64 gears)

3504 Manual or Power assist gear. (example-Ross 375, 408 and 504 gears)



P-10225

1990/ TRUCK SERIES 600/900

STEERING GEAR T.S.L. CROSS REFERENCE GUIDE

STEERING GEAR T.S.L. OR IDENTIFICATION NUMBER	SERVICE PART NUMBER	MAKE AND MODEL	TYPE	Δ PARTS LIST NUMBER	ILLUSTRATION	
					SECTION	PAGE
3504 GEAR ASSY. (STEERING)						
Notes: Δ Parts lists follow application chart.						
E7HT 3N503-CA	E7HZ 3504-C	Ross-HFB-52	P/S	5	35.1	1
E7HT 3N503-DA	E7HZ 3504-D	Ross-HFB-52	P/S	6	35.1	1
E8HT 3N503-AD	E8HZ 3504-C	Bendix-C300-N	P/S	1		
E9HT 3N503-DC	E9HZ 3504-C	Ross-TAS-65	P/S	8	35.1	
E9HT 3N503-EB	E9HZ 3504-D	Bendix-C500-N	P/S	9	35.1	
87HU 3N503-CA	E8HZ 3504-F	Bendix-C500	P/S	10	35.1	
E6HZ 3504-C	E6HZ 3504-C	Bendix	P/S	10		
FOHT 3N503-AA	FOHZ 3504-B	Ross-HFB-64	P/S			
FOHT 3N503-BA	FOHZ 3504-C	Ross-HFB-64	P/S			
E7HT 3504-BA	E8HZ 3504-E	Ross-504	M/S	3	35.1	3
E8HT 3504-AB	E8HZ 3504-B	Ross-504	M/S	2	35.1	3
FOHT 3504-AA	FOHZ 3504-A	Ross-504	M/S	11	35.1	

STEERING GEAR MODEL APPLICATION CHART

YEAR	MODEL	FRONT AXLE CAPACITY	IDENTIFICATION	Δ PARTS LIST NO.	ILL. SEC. Front PAGE	PART NUMBER	QTY.
3504 GEAR ASSY. (STEERING)							
Notes: ●3N503, ■3504, ΔParts lists follow this chart.							
90	B600/800	-- M/S 6M,7M	■ E8HT-AB	2	3	E8HZ 3504-B	1
90	B600/800	-- P/S 6M,7M,8M,9M	● E8HT-AD	1		E8HZ 3504-C	1
90	C-CT600/900	-- P/S 7M,9M	● E7HT-CA	5	1	E7HZ 3504-C	1
90	C-CT600/900	-- P/S 12M,16M,18M	● E7HT-DA	6	1	E7HZ 3504-D	1
90	CF-CFT600/700/800	-- P/S 9M,12M	● E6HZ-C	10		E6HZ 3504-C	1
90	CL-CLT900	-- M/S All	■ E7HT-BA	3	3	E8HZ 3504-E	1
90	CL-CLT	-- P/S All	● E9HT-DC	8		E9HZ 3540-C	1
90	F-FT600/900	-- M/S 6M,7M	■ E8HT-AB	2	3	E8HZ 3504-B	1
90	F-FT600/900	-- P/S 6M,7M,9M	● E8HT-AD	1		E8HZ 3504-C	1
90	F-FT600/900	-- P/S 10M,12M	● E9HT-EB	9		E9HZ 3504-D	1
90	L-LL-LN-LNT-LS-LT- LS-LT-LTS 800/900	-- M/S	■ FOHT-AA	11		FOHZ 3504-A	1
90	L-LT-LTS800/900	-- P/S 7M,9M,12M	● FOHT-AA	4	5	E7HZ 3504-E	1
90	L-LT-LTS800/900	-- P/S 16M,18M,20M	● FOHT-BA	7	5	E7HZ 3504-F	1
90	LN-LNT800/900	-- P/S 7M,9M,12M	● FOHT-AA	4	5	E7HZ 3504-E	1
90	LTL900	-- P/S 12M	● FOHT-AA	4	5	E7HZ 3504-E	1
90	LTL900	-- P/S 16M	● FOHT-BA	7	5	E7HZ 3504-F	1

QTY.	PART NUMBER	DESCRIPTION	QTY.	PART NUMBER	DESCRIPTION
PARTS LIST NO. 10-E6HZ 3504-C, E8HZ 3504-F			PARTS LIST NO. 2-E8HZ 3504-B		
<ul style="list-style-type: none"> ■ Also serviced in kit-group 3E501 ● Also serviced in kit-group 3E502 ▲ For components, refer to group in Section 35 			1	E8HZ 3524-A	Shaft & worm assy.
			1	C6TZ 3538-B	Plug (housing)-expansion-1 5/8" dia.
			1	C6TZ 3538-C	Plug (housing filler)
1	E6HZ 3N069-A	Nut (steering gear arm retainer)	1	D3HZ 3538-A	Plug (pipe thread)-3/8"-18
1	E6HZ 3524-A	Shaft (steering gear)	1	C4TZ 3539-A	Nut (sector shaft adjusting)-5/8"-18
1	E6HZ 3L548-A	Kit (power steering gear seal-major)	1	E8HZ 3548-A	Housing assy.
1	E6HZ 3L548-B	Kit (power steering gear seal-minor)	2	C1TT 3552-B	Cup (bearing)-3 1/8" O.D. x 1/2" thick-#46 (upper)
1	E6HZ 3L564-A	Kit (power steering gear control valve)	1	E8HZ 3553-A	Cup (lower bearing)
1	E6HZ 3575-A	Kit (shaft-sector)	1	E8HZ 3568-A	Cover (shaft & worm)
1	E6HZ 3579-A	Washer (sector shaft thrust)	1	E8HZ 3571-A	Bearing (worm gear)
1	E6HZ 3590-A	Pitman arm (steering gear)	2	D0HZ 3575-F	Shaft (sector)
1	E6HZ 3F697-A	Kit (power steering gear piston assy.)	1	E8HZ 3581-A	Gasket (sector shaft cover)
1	E6HZ 3D728-A	Kit (power steering gear valve)	1	E8HZ 3583-A	Cover (sector shaft)
PARTS LIST NO. 1-E8HZ 3504-C			1	D2HZ 3591-A	Seal (shaft & worm oil)
1	E9TZ 3L504-A	Major Rebuild Kit	1	C1TT 3591-J	Seal (sector shaft oil)
1	E8HZ 3L548-A	Kit (power steering gear seal-minor)	1	C7TZ 3593-A	Gasket (worm cover)-.002" thick
1	E8HZ 3L548-B	Kit (power steering gear seal-major)	AR	C7TZ 3593-B	Gasket (worm cover)-.005" thick
1	E8HZ 3575-A	Kit (shaft-sector)	AR	D1HZ 3593-A	Gasket (worm cover)-.003" thick
1	E8HZ 3F697-A	Kit (power steering gear piston assy.)			

1990/
TRUCK SERIES 600/900

QTY.	PART NUMBER	DESCRIPTION	QTY.	PART NUMBER	DESCRIPTION
PARTS LIST NO. 2-E8HZ 3504-B — Cont'd			PARTS LIST NO. 5-E7HZ 3504-C — Cont'd		
2	D7HZ 3E617-A	Bolt (sector shaft cover)-7/16"-14 x 1"	■ Also serviced in kit-group 3E501		
1	C7TZ 3E675-A	Seal (adjusting screw)	● Also serviced in kit-group 3E502		
1	D0HZ 3738-A	Seal (shaft & worm)	▲ For components refer to group in Section 35		
1	▲C3TZ 3C764-A	Screw kit (sector shaft)	1	D6HZ 3575-A	Shaft (sector)
PARTS LIST NO. 3-E8HZ 3504-E			1	C6TZ 3577-A	Screw (sector shaft adjusting) 1/2"-20 x 2"
1	E8HZ 3524-B	Shaft and worm assy. (gear)	1	D6HZ 3577-A	Screw (bleeder) 10-24 x 1/2"
1	C6TZ 3538-C	Plug (housing vent)-3/8"-18	1	D6HZ 3577-B	Screw (adjusting) 3/8"-24 x 1 1/4"
1	D3HZ 3538-A	Plug (housing filler)-3/8"-18	1	E3HZ 3577-A	Screw (adjusting) 1/2"-20 x 1 1/2"
1	C4TZ 3539-A	Nut (sector shaft adjusting)-5/8"-18	1	D6HZ 3581-A	Gasket (sector shaft cover)
1	E8HZ 3548-B	Housing assy. (gear)	1	E1HZ 3583-A	Cover (sector shaft)
1	C1TT 3552-B	Cup (upper bearing)-3 1/8" O.D. x 1/2" thick-#46	1	C7TZ 3610-A	Retainer (adjusting screw) 13/16" threads
1	C1TT 3568-C	Cover (shaft & worm)	1	E3HZ 3E613-B	Plug (housing cover)
2	E8HZ 3571-A	Bearing (worm gear)	2	D6HZ 3B614-A	Bearing (housing roller) 1 3/4" I.D. x 2 5/16" O.D. x 3/4" thick
1	D0HZ 3575-F	Shaft (sector)	1	E1HZ 3C617-B	Retainer ring
1	E8HZ 3581-A	Gasket (sector shaft cover)	6	D0HZ 3E617-A	Bolt (sector shaft cover) 9/16"-18 x 1" hex head
1	E8HZ 3583-B	Cover (sector shaft)	1 D6HZ 3E622-A Kit (poppet valve repair)		
1	D2HZ 3591-B	Seal (shaft and worm oil)-15/16" I.D. x 1 1/2" O.D. x 1/2" thick	Contains: 2-★D6HZ 3E622-B Poppet		
1	C1TT 3591-J	Seal (sector shaft)-1 3/4" I.D. x	2-★D6HZ 3E623-A Seat		
2	C7TZ 3593-A	Gasket (worm cover)-.002" thick	1-★D6HZ 3E624-A Spring		
1	C7TZ 3593-B	Gasket (worm cover)-.005" thick	1-★D6HZ 3E625-A Spacer		
2	D1HZ 3593-A	Gasket (worm cover)-.0075" thick	2-★D6HZ 3R664-A Snap ring		
1	D1HZ 3593-B	Gasket (worm cover)-.003" thick	1	D6HZ 3D623-A	Nut (worm adjusting screw) 1/2" x 20 x 7/16" hex sealing
1	E8HZ 3E612-A	Bearing (worm gear)	1	D6HZ 3D623-B	Nut (housing adjusting screw) 3/8"-24 x 5/16" hex sealing
1	C7TZ 3E675-A	Seal (adjusting screw)	1	E7HZ 3F633-A	Shaft & valve assy. (input)
1	D0HZ 3738-A	Seal (shaft and worm)	1	E7HZ 3M633-A	Boot (input shaft grease)
1	C3TZ 3C764-A	Screw kit (sector shaft)	1	D6HZ 3647-A	Kit ball (worm gear) contains 24 balls
PARTS LIST NO. 5-E7HZ 3504-C			1	D0HZ 3B673-A	Bearing (control valve needle) 1 1/4" I.D. 1 5/16" O.D. x 5/64" thick
■ Also serviced in kit-group 3E501			1	D6HZ 3C694-A	Bracket (gear to frame mounting)
● Also serviced in kit-group 3E502			1	D6HZ 3C721-A	Washer (mounting bolt)
▲ For components refer to group in Section 35			1	E4HZ 3A730-A	Valve assy. (control)
2	D6HZ 3321-A	Thrust washer	1	■D6HZ 3738-A	Seal (sector shaft oil)
1	D6HZ 3329-A	"O" ring (breather plug) 3/4" I.D. 3/32" thick	1	E3HZ 3738-A	Seal (sector shaft oil)
1	▲D7HZ 3E501-A	Seal kit (sector shaft)	1	E3HZ 3738-B	Seal (sector shaft oil)
1	▲E4HZ 3E502-A	Seal kit (input shaft)	1	E3HZ 3K748-D	Rack assy.
1	★ 3D517	Shaft & control assy. (input) use E7HZ 3F633-A and E3HZ 3K748-D	1	●D6HZ 3754-A	"O" ring (valve cover)
1	●D6HZ 3D519-A	Seal (worm gear)	1	●★97426-S	Ring (retainer) 3/16"
1	D7HZ 3523-B	Kit (ball return guide)	PARTS LIST NO. 6-E7HZ 3504-D		
Contains: 2-D6HZ 3523-B Guide			■ Also serviced in kit-group 3E501		
1-D8HZ 3544-A Clip			● Also serviced in kit-group 3E502		
2-★D6HZ 3E615-A Lk. washer			▲ For components refer to group in Section 35		
2-★G-179810 Bolt			2	D6HZ 3321-A	Thrust washer
1	E7HZ 3524-A	Worm and valve assy. input	1	D6HZ 3329-A	"O" ring (breather plug) 3/4" I.D. 3/32" thick
1	●D6HZ 3D526-A	Seal (worm gear)-1 5/32" O.D. x 3/16" thick	1	▲D7HZ 3E501-A	Seal kit (sector shaft)
1	E7HZ 3K527-A	Plug (breather)	1	▲E4HZ 3E502-A	Seal kit (input shaft)
1	●D6HZ 3B541-A	Ring (piston) 3 1/4" O.D. x 1/16" thick	1	★ 3D517	Shaft control assy. (input) Refer to 3524 and 3K748
1	●D6HZ 3B541-B	"O" ring (piston)	1	●D6HZ 3D519-A	Seal (worm gear)
1	D6HZ 3548-A	Housing assy. (gear)	1	D7HZ 3523-B	Kit (ball return guide)
1	■D6HZ 3549-A	Snap ring (sector shaft) 2 7/32" O.D.	Contains: 2-★D7HZ 3523-A Guide		
1	■D6HZ 3549-B	Snap ring (sector shaft and housing bearing) 2 3/8" O.D.	1-D8HZ 3544-A Clip		
2	●D6HZ 3C559-A	Washer (worm gear seal) 2" O.D. x 7/16" thick	2-★D6HZ 3E615-A Lk wshr.		
2	●D6HZ 3C559-B	"O" ring (worm gear)	2-★G-179810 Bolt		
1	●E2HZ 3C559-A	Washer (valve cover backup seal)-7/8" I.D. x 1 1/8" O.D. x 1/8" thick	1	E7HZ 3524-A	Shaft and worm assy. (steering gear)
1	D8HZ 3E561-A	Nut (sector shaft)-1/2"-20			

1990/
TRUCK SERIES 600/900

QTY.	PART NUMBER	DESCRIPTION	QTY.	PART NUMBER	DESCRIPTION
PARTS LIST NO. 6-E7HZ 3504-D — Cont'd			PARTS LIST NO. 6-E7HZ 3504-D — Cont'd		
<ul style="list-style-type: none"> ■ Also serviced in kit-group 3E501 ● Also serviced in kit-group 3E502 			<ul style="list-style-type: none"> ■ Also serviced in kit-group 3E501 ● Also serviced in kit-group 3E502 		
▲ For components refer to group in Section 35			▲ For components refer to group in Section 35		
1	●D6HZ 3D526-A	Seal (worm gear) 1 5/32" O.D. x 3/16" thick	1	■E3HZ 3738-A	Seal (sector shaft oil)-adjuster end
1	E7HZ 3K527-C	Plug (breather)	1	■E3HZ 3738-B	Seal (sector shaft oil)-intermediate
1	●D6HZ 3B541-A	Ring (piston) 3 1/4" O.D. x 1/16" thick	1	E3HZ 3K748-D	Rack assy.
1	●D6HZ 3B541-B	"O" ring (piston)	1	●D6HZ 3754-A	"O" ring (valve cover)
1	D6HZ 3548-B	Housing assy. (gear) Incl. 1-D6HZ 3B614-A Bearing 1-D6HZ 3549-B Snap ring 1-D6HZ 3577-A Screw 2-Ports for hoses to cylinder	1	★97426-S	Ring (retainer) 3/16"
1	■D6HZ 3549-A	Snap ring (sector shaft)-2 7/32" O.D.	PARTS LIST NO. 8-E9HZ 3504-C		
2	■D6HZ 3549-B	Snap ring (sector shaft and housing bearing) 2 3/8" O.D.	<ul style="list-style-type: none"> ■ Also serviced in kit-group 3E501 ● Also serviced in kit-group 3E502 		
2	●D6HZ 3C559-A	Washer (worm gear seal) 2" O.D. 7/16" thick	▲ For components refer to group in Section 35		
2	●D6HZ 3C559-B	"O" ring (worm gear)	1	E9HZ 3321-A	Thrust washer
1	D8HZ 3E561-A	Nut (sector shaft)-1/2"-20	1	E9HZ 3329-A	"O" ring (breather plug)
1	D6HZ 3575-A	Shaft (sector)	1	▲E9HZ 3E501-A	Seal kit
1	C6TZ 3577-A	Screw (sector shaft adjusting) 1/2"-20 x 2"	1	★ 3E502	Seal kit (input shaft)-not required
1	D6HZ 3577-A	Screw (bleeder) 10-24 x 1/2"	1	E9HZ 3D517-A	Shaft and control assy. (input)
1	D6HZ 3577-B	Screw (adjusting) 3/8"-24 x 1 1/4"	1	■E9HZ 3D519-A	Seal (worm gear)
1	E3HZ 3577-A	Screw (adjusting) 1/2"-20 x 1 1/2"	2	E9HZ 3523-A	Guide (steering gear ball return)
1	D6HZ 3581-A	Gasket (sector shaft cover)	1	E9HZ 3K527-A	Plug (breather)
1	E1HZ 3583-A	Cover (sector shaft)	1	E9HZ 3548-A	Housing assy. (gear)- #TAS 65002
1	C7TZ 3610-A	Retainer (adjusting screw) 13/16" threads	1	D8HZ 3B541-A	Ring (piston)
1	E3HZ 3E613-A	Plug (housing cover)	1	■E2HZ 3B541-A	Snap ring (piston)
2	D6HZ 3B614-A	Bearing (housing roller) 1 3/4" I.D. x 2 5/16" O.D. x 3/4" thick	1	E9HZ 3E560-A	Washer (sector cover backup seal)
1	E1HZ 3C617-B	Retaining ring	1	D8HZ 3E561-A	Nut (sector shaft)-1/2"-20
6	D0HZ 3E617-A	Bolt (sector shaft cover) 9/16"-18 x 1" hex. head	1	E9HZ 3575-A	Shaft (sector)-incl. C6TZ 3577-A and C7TZ 3610-A
1	D6HZ 3E622-A	Kit (poppet valve repair) Contains: 2-★D6HZ 3E622-B Poppet 2-★D6HZ 3E623-A Seat 1-★D6HZ 3E624-A Spring 1-★D6HZ 3E625-A Spacer 2-★D6HZ 3R664-A Snap ring	1	C6TZ 3577-A	Screw (sector shaft adjusting)- 1/2"-20 x 2" long
1	D6HZ 3D623-A	Nut (worm adjusting screw) 1/2"-20 x 7/16" hex. sealing	1	■D8HZ 3581-A	Gasket (sector shaft cover)
1	D6HZ 3D623-B	Nut (housing adjusting screw) 3/8"-24 x 5/16" hex. sealing	1	■E9HZ 3D519-A	Seal (worm gear)
1	E7HZ 3F633-A	Shaft & valve assy. (input)	1	E9HZ 3583-A	Cover (sector shaft)
1	E7HZ 3M633-A	Boot (input shaft grease)	1	E9HZ 3589-A	Cap (housing)-upper
1	D6HZ 3647-A	Kit ball (worm gear) contains 24 balls	1	C7TZ 3610-A	Retainer (adjusting screw)- 13/16" threads
1	D0HZ 3B673-A	Bearing (control valve needle) 1 1/4" I.D. 1 5/16" O.D. x 5/64" thick	1	■E3HZ 3E613-B	Plug (housing cover vent)
1	D6HZ 3C694-A	Bracket #402904 (gear to frame mounting)	1	E7HZ 3E613-A	Plug (housing cover vent)
1	D6HZ 3C721-A	Washer (mounting bolt)	1	E9HZ 3B614-A	Bearing (sector shaft)
1	D6HZ 3A730-A	Valve assy. (control)	1	D8HZ 3E614-A	Seal (control valve adapter)-4 3/16" I.D.
1	■D6HZ 3738-A	Seal (sector shaft oil)-output end	1	E9HZ 3C617-A	Retainer (sector shaft seal)
			6	E3HZ 3E617-A	Bolt (sector shaft cover)
			4	E9HZ 3E617-A	Bolt (sector shaft cover)
			2	E9HZ 3E622-A	Valve (piston poppet)
			1	E9HZ 3D623-A	Nut (sector adjusting screw)
			2	E9HZ 3E623-A	Seat (piston poppet valve)
			1	E9HZ 3E624-A	Spring (poppet valve)
			1	E9HZ 3E625-A	Spacer (poppet valve)
			1	■E9HZ 3D631-A	Seal (input shaft)
			1	E9HZ 3F633-A	Shaft & valve assy. (input)
			1	C7TZ 3647-A	Ball (worm gear) contains 14 balls
			1	D6HZ 3647-A	Kit (ball worm gear) contains 24 balls
			1	E9HZ 3K651-A	Rod (tie)
			1	E9HZ 3K653-A	Bearing (rack adjusting)
			1	E9HZ 3F657-A	Retainer assy. (rack ball seat)
			1	E9HZ 3K665-A	Seal (pinion dust)
			1	E9HZ 3B673-A	Bearing assy. (control valve needle)
			1	E9HZ 3738-A	Seal (sector shaft)
			1	E9HZ 3754-A	"O" ring (valve cover)

1990/
TRUCK SERIES 600/900

QTY.	PART NUMBER	DESCRIPTION	QTY.	PART NUMBER	DESCRIPTION
PARTS LIST NO. 9-E9HZ 3504-D			PARTS LIST NO. 11 - FOHZ 3504-A — Cont'd		
1	E9HZ 3L504-A	Major rebuild kit			■ Also serviced in kit-group 3E501
1	E9HZ 3L548-A	Kit (power steering gear seal-major)			● Also serviced in kit-group 3E502
1	E9HZ 3L548-B	Kit (power steering gear seal-minor)			▲For components refer to group in section 35
1	E9HZ 3575-B	Kit (shaft-sector)	2	E8HZ 3571-A	Bearing (worm)-roller type
1	E9HZ 3F697-A	Kit (power steering gear piston assy.)	1	D0HZ 3575-F	Shaft (sector)-#D-1
PARTS LIST NO. 11 - FOHZ 3504-A			1	E8HZ 3581-A	Gasket (sector shape cover)
		■ Also serviced in kit-group 3E501	1	E8HZ 3583-C	Cover (sector shaft)
		● Also serviced in kit-group 3E502	1	C1TT 3591-J	Seal (sector shaft)-1 3/4" I.D. x 2 1/2" O.D. x 3/16" thick
		▲For components refer to group in section 35	1	D2HZ 3591-B	Seal (shaft and worm oil)- 15/16" I.D. x 1 1/2" O.D. x 17/32" thick
1	E8HZ 3524-C	Shaft and worm assy. (gear)	AR	C7TZ 3593-A	Gasket (worm cover)-.002" thick
1	C6TZ 3538-C	Plug (housing)-expansion	AR	C7TZ 3593-B	Gasket (worm cover)-.005" thick
1	D3HZ 3538-A	Plug (housing filler)-3/8" sq. head	2	D1HZ 3593-A	Gasket (worm cover)-.0075" thick
1	C6TZ 3538-B	Plug (housing)-expansion-1 5/8" dia.	1	D1HZ 3593-B	Gasket (worm cover)-.003" thick
1	C4TZ 3539-A	Nut (sector shaft adjusting)-5/8"-18	1	C7TZ 3E675-A	Seal (adjusting screw)- 5/8" I.D. x 11/16" O.D.
1	FOHZ 3548-A	Housing assy. (gear)	1	D0HZ 3738-A	Seal (shaft and worm)
2	C1TT 3552-B	Cup (bearing)-3 1/8" O.D. X 1/2" thick-#46	1	C3TZ 3C764-A	Screw kit (sector shaft)
1	E8HZ 3553-A	Cup (worm adjuster)			
1	E8HZ 3568-A	Cover (shaft and worm)			

3A540 CYLINDER ASSY. (POWER STEERING DRAG LINK)
HOW TO FIND POWER STEERING CYLINDER ASSEMBLIES AND COMPONENTS

A - BY IDENTIFICATION CHART (see below)

1. Identifications are listed in numerical and alphabetical sequence.
2. Use the identification number to find a service part number for a cylinder assy. or to find a parts list number for the components of the cylinder.
3. As an additional aid, the page number of the cylinder illustration is given.

B - BY APPLICATION CHART (see below)

1. Find the required truck model, year and front axle capacity in the application chart.
2. To replace a cylinder assy., order the number shown in the PART NUMBER column. To repair a cylinder assembly, refer to the Parts List for component parts.
3. As an additional aid, the page numbers of the cylinder illustration and the power steering system illustrations are given.

POWER STEERING CYLINDER IDENTIFICATION CHART												
IDENTIFICATION		PART NUMBER		PARTS LIST NO. ▲	ILLUS. SEC. 37 PAGE	IDENTIFICATION		PART NUMBER		PARTS LIST NO. ▲	ILLUS. SEC. 37 PAGE	
▲ Parts Lists start on page 2					▲ Parts Lists start on page 2 — Cont'd							
D0HA	3A540-E	D0HZ	3A540-C	1	2	E4HS	3A540-AA	E4HZ	3A540-A	4		
D6TA	3A540-AA	D6TZ	3A540-A	2		E6HT	3A540-AA	E6HZ	3A540-A	5		
E3HT	3A540-AA	E3HZ	3A540-A	3								

POWER STEERING CYLINDER APPLICATION CHART									
YEAR	MODEL	FRONT AXLE CAPACITY	CYLINDER ASSEMBLY				ILLUSTRATION		
			DIA. (INCHES)	RETRACTED LENGTH (INCHES)	PART NUMBER	P/L NO. ▲	SYSTEM SEC. 37 PAGE	CYL. DETAIL SEC. 37 PAGE	
3A540	CYLINDER ASSY. (POWER STEERING DRAG LINK)								
▲ Parts Lists start on page 2									
C-CT SERIES									
90	C-CT800/900	12M			E3HZ	3A540-A	3		
90	C-CT800/900	16M,18M		24 1/2	E6HZ	3A540-A	5		
L-LN-LNT-LT-LTL-LTS SERIES									
90	LN700 -- all	9M		25 1/2	D6TZ	3A540-A	2		
90	LNT-LT-LTL800/900	16M,18M		2 7/8" cylinder O.D.	E4HZ	3A540-A	4	6	2
90	LTS800/900	16M,18M 20M	2 13/16	20 3/8	D0HZ	3A540-C	1	6	2

SECTION 35.2 POWER STEERING CYLINDER 1990/
TRUCK SERIES 600/900

QTY.	PART NUMBER	DESCRIPTION	QTY.	PART NUMBER	DESCRIPTION
♦ For components, refer to group in Section 35					
PARTS LIST NO. 1 - D0HZ 3A540-C			PARTS LIST NO. 3 - E3HZ 3A540-A-- Cont'd		
1	♦D0HZ 3A533-A	Ball stud kit (repair)	1	D5HZ 3A544-B	Kit-(piston repair) Includes 1-Ring (piston) 1-O-Ring 2-Retaining Ring
1	D0HZ 3B542-C	Rod (piston)			
1	D0HZ 3A544-B	Piston (cyl.)			
1	D0HZ 3C656-C	Valve repair kit (cyl.)			
1	D0HZ 3B711-A	Stud (cyl. actuating)-part of cyl. assy.			
1	D0HZ 3B711-B	Stud (cyl. mounting)-not part of cyl. assy.	1	D5HZ 3C656-A	Kit (valve repair) Includes 1-Washer 1-Seal (1" O.D.) 1-Seal (1 3/4" O.D.) 1-O-Ring
1	D0HZ 3797-C	Plate (cover)-1 5/16" I.D. x 3 1/8" O.D. x 1/8" thick			
1	37735-S7(MM-167-JH)	Nut-1/2"-20			
3	43263-S(U-3)	Screw-1/4"-20 x 5/8"			
1	72071-S(N-54)	Pin (cotter)-1/8" x 1 1/2"			
PARTS LIST NO. 2 - D6TZ 3A540-A			PARTS LIST NO. 4 - E4HZ 3A540-A		
1	C8HZ 3332-A	Cover (mounting end stud)-dust	1	♦D0HZ 3A533-A	Ball stud kit (repair)
1	C8HZ 3332-B	Cover (moving end stud)-dust	1	E4HZ 3B542-A	Rod (piston)-15 13/32" long
1	♦C8TZ 3A533-A	Ball stud kit (mounting end)	1	D0HZ 3A544-B	Piston (cyl.)
1	♦C8TZ 3A533-B	Ball stud kit (moving end)	1	D0HZ 3C656-C	Valve repair kit (cyl.)
1	C8TZ 3C656-A	Kit (valve repair)-incl. (4) "O" rings, (1) seal, (4) washers	1	D0HZ 3B711-A	Stud (cyl. actuating)-part of cyl. assy.
1	D0TZ 3A540-A	Cylinder assy.-less tubes and clamp for D3TA 3A540-BB only	1	D0HZ 3B711-B	Stud (cyl. mounting)-not part of cyl. assy.
1	D6HZ 3B542-B	Rod (cyl. piston)	1	D0HZ 3797-C	Plate (cover)-1 5/16" I.D. x 3 1/8" O.D. x 1/8" thick
1	C8TZ 3A544-A	Piston (cyl.)	1	37735-S7	(MM-167-JH)-Nut-1/2"-20
2	D1TZ 3D644-B	Fitting (pressure line)-adapter	3	43263-S	(U-3)-Screw-1/4"-20 x 5/8"
1	D3TZ 3E654-A	U-bolt (tube and clamp assy.)	1	72071-S	Pin (cotter)-1/8" x 1 1/2"
1	D3TZ 3N666-A	Tube and clamp assy.--(pressure and return hose)	PARTS LIST NO. 5-E6HZ 3A540-A		
1	D3TZ 3D717-A	Socket and clamp assy. (ball stud)-5 3/16" long Includes- 2-C8TZ 3320-B seat (ball) 1-C8TZ 3326-A seat (spring) 1-C8TZ 3327-A spring 1-C8TZ 3328-B plug 1-Socket 1-Clamp	1	D6HZ 3B542-A	Rod (piston)-15 5/16" long, 7/8" O.D. 1/2"-20 and 7/8"-18 threads
PARTS LIST NO. 3 - E3HZ 3A540-A			1	D0HZ 3A544-B	Piston assy. (cyl.)
2	G7TZ 3332-G	Cover (ball stud dust)	1	D6HZ 3C656-A	Valve repair kit (cyl.)
1	D5HZ 3A544-A	Piston assy. (cyl.)	1	D6HZ 3B711-B	Stud assy. (cyl. rod end)
			1	E6HZ 3B711-A	Stud assy. (cyl. end)
			1	D6HZ 3797-A	Plate (cover)-29/32" I.D. x 2 23/32" O.D. x 3/32" thick
			3	43263-S8(U-3)	Screw-1/4"-20 x 5/8"

1990/
TRUCK SERIES 600/900

YEAR	MODEL / RESTRICTIONS	O.D.	Color	PART NUMBER		DESCRIPTION	QTY.
		(Inches)					
3600 WHEEL ASSY. (STEERING)							
NOTE 1- Includes 13318, 13A823, 13864 and 13867, ● Leather wrapped wheel							
NOTE 2- Refer to Technical Service Bulletin No. 82-19 Article No. 82-19-20 dated September 24, 1982							
90	B600/700 - - P/S	18	Black	E6HZ	3600-B	2 spokes	1
90	C-CL-CLT600/900	20	Black	E6HZ	3600-C	3 spokes-NOTE 1	1
		21	●	F0HZ	3600-A	NOTE 1-3 spokes, sport wheel	1
90	C-CL-CLT600/900	22	Black	E6HZ	3600-D	3 spokes	1
90	C-CL-CLT600/900	20	Black	E6HZ	3600-C	3 spokes	1
90	CF600/700 - - P/S	20	Black	E6HZ	3600-A	2 spokes-soft feel	1
90	F600/800 - - P/S	18	Black	E6HZ	3600-B	2 spokes	1
90	L-LL-LN-LNT-LT-LTL-LS-LTS 600/900	20	Black	E6HZ	3600-C	3 spokes-NOTE 1	1
		21	●	F0HZ	3600-A	NOTE 1-3 spokes, sport wheel	1
90	L-LL-LN-LNT-LT-LTL-LS-LTS 600/900	20	Black	E6HZ	3600-C	3 spokes	1
90	L-LL-LN-LNT-LT-LTL-LS- LTS600/900	22	Black	E6HZ	3600-D	3 spokes	1

YEAR	MODEL/RESTRICTIONS	PART NUMBER		DESCRIPTION	QTY.
90	All	382892-S		(MM-54-BA)-nut (wheel to shaft)-3/4"-20 x 1 1/8"	1
90	C-CT-L-LL-LN-LNT-LT-LTL-LS-LTS-600/900	384529-S100		(UU-37-E)-screw (strg.wheel to shaft)-set hd.- 5/16"-24 x 5/8"	1

3601-4 Refer to P/S Pump Parts Lists Section 36.1 and Section 36 basic 3A697

3605 RACE AND BEARING GROUP (ADJUSTABLE STEERING COLUMN BRACKET)

90	L-LL-LT-LTL-LS-LTS-LN-LNT800/900	E4HZ	3605-A		1
90	CF600/700/800	E6HZ	3605-B	Kit	1

Consists of

1-E6HZ 3507-B	Clamp	2-E6HZ 3L539-A	Ring
1-E6HZ 3510-B	Retainer	★1-E6HZ 3F591-B	Retainer-r/b E6HZ 3605-B(6/87)
2-E6HZ 3517-A	Bearing assy.	2-E661125-S	Clip
1-E6HZ 3520-A	Spring	2-E830842-S71	Flat washer

3606 Refer to P/S Pump Parts Lists, Section 36.1 and Section 36 basic 3A697

3E608-14 Refer to Steering Gear Parts Lists Section 35.1

3C610 RETAINER - STEERING COLUMN UPPER BEARING

90	B-F-FT600/900	DOAZ	3C610-A	Key lock (11582) retainer	1
		DOAZ	3C610-B	Upper bearing (3517) retainer	1
90	L-LN-LNT-LS-LT-LTS700/900	E9HZ	3C610-A	Snap ring	1

3D616 LOCK ASSY. (STEERING COLUMN POSITION)

3E615-6 Refer to Steering Gear Parts Lists Section 35.1

3B617 BRACKET (POWER STEERING CYLINDER TO IDLER ARM)

90	CT800(9 3/4" frame)	C6TZ	3B617-C		2
			380908-S	(BB-817-BB)-bolt (bracket to idler arm)-3/4"- 16 x 2 3/16"	2
			383896-S	(BB-195-E)-bolt (bracket to idler arm)- 1/2"-13 x 2"	3
			55697-S8	(M-89-F)-nut-1/2"-13	3
			★44897-S2	Washer-flat-1/2"	6
			373626-S2	(MM-154)-nut-3/4"-16	1

1990/
TRUCK SERIES 600/900

YEAR	MODEL/RESTRICTIONS	PART NUMBER	DESCRIPTION	QTY.
3C617	RETAINER (STEERING COLUMN SHAFT & JOINT SEAL) -- Also refer to Steering Gear Parts Lists Section 35.1			
3E617	Refer to Steering Gear Parts Lists Section 35.1			
3-3618	Refer to P/S Pump Parts Lists Section 36.1			
3E621	Refer to Steering Gear Parts Lists Section 35.1			
3F621	Refer to P/S Pump Parts List Section 36.1 and Section 36 basic 3A674 P/S Pump Assy.			
3-3621	Refer to P/S Pump Parts Lists Section 36.1			
3E622-6	Refer to Steering Gear Parts Lists Section 35.1			
3A624	SHAFT (ADJUSTABLE STEERING COLUMN BRACKET)			
90	L-LL-LT-LTL-LS-LTS-LN-LNT800/900	E4HZ 3A624-A		1
3C626	SPACER (POWER STEERING CYLINDER MOUNTING BRACKET)			
90	LN700 -- 9M front axle	C8HZ 3C626-A	#C8HA 3C626-A-1" x 1 1/2" x 4 3/8"	1
3-3627	Refer to P/S Pump Parts Lists Section 36.1			
3M627	Refer to basic 3A674 P/S Pump Assy.			
3B631	SEAL (STEERING COLUMN SHAFT)			
90	L-LL-LTL-LN-LNT-LS-LTS800/900	FOHZ 3B631-A	Detail of FOHZ 3B676-A,B,C	1
3A635	POWER STEERING INSTALLATION KIT			

HEAVY TRUCK POWER STEERING INSTALLATION PARTS

A program is available to supply dealers with all the components required to install power steering on heavy trucks built at the Kentucky Truck Plant. Orders should be placed with the dealer's facing distribution center and must include the year, model and serial number of the vehicle. THIS PROCEDURE IS ONLY APPLICABLE TO CURRENT PRODUCTION MODELS.

YEAR	MODEL/RESTRICTIONS	PART NUMBER	DESCRIPTION	QTY.
3B635	SUPPORT (STEERING COLUMN)			
90	LL-LTL900	E9HZ 3B635-A		1
3D638	RETAINER (STEERING COLUMN OPENING SEAL)			
90	L-LL-LN-LNT-LT-LTL-LS-LTS600/900	E1HZ 3D638-A	Detail of 3B676 (E1HZ-A & E2HZ-F)	1
3D639	Refer to P/S Pump Parts Lists Section 36.1			
3641	BOLT (STEERING COLUMN TUBE FLANGE)			
90	B-F-FT600/900	DOAZ 3641-A		2
3642	SPACER (POWER STEERING PUMP MOUNTING)-Improvise, except as shown below			
90	L-LL-LN-LNT-LT-LS-LTS900 -- 8 cyl. gas	DOTZ 3642-A		1
90	LNT-LT800 -- 8 cyl. gas	*43050-S	Bolt -hex.head-self locking-7/16"-14 x 2 1/4"	1
3A642-3	Refer to P/S Pump Parts Lists Section 36.1 and Section 36 basic 3A674 P/S Pump Assy.			
3647	Refer to Steering Gear Parts Lists Section 35.1			
3N648	ADAPTER (POWER STEERING TUBE)			
90	LL-LTL900 -- 16M front axle	FOHZ 3N648-A	Used to attach 3R553(NS) to 3A540 cyl. and 3R555 tube	1

1990/
TRUCK SERIES 600/900

YEAR	MODEL/RESTRICTIONS	PART NUMBER	DESCRIPTION	QTY.
3N648 ADAPTER (POWER STEERING TUBE) — Cont'd				
90	L-LT-LS-LTS-LN-LNT900 -- 16M,18M,20M front axle	FOHZ 3N648-A	Used to attach 3R553(NS) to 3A540 cyl. and 3R555 tube	1
90	LL-LTL900 -- 16M front axle	FOHZ 3N648-B	Used to attach 3R553(NS) to 3A540 cyl. and 3R556 tube	1
90	L-LT-LS-LTS-LN-LNT900 -- 16M,18M,20M front axle	FOHZ 3N648-B	Used to attach 3R553(NS) to 3A540 cyl. and 3R556 tube	1
3649 EMBLEM ASSY. (STEERING WHEEL)				
90	CF600/700	E6HZ 3649-A	#E5HT 3A515-AA	1
3A650 REPAIR KIT (POWER STEERING DRAG LINK CONTROL VALVE)				
90	C-CT600/900	C4TZ 3A650-B	Incl. 2-C5TZ 3C513-A seal and 1-87031-S91 seal	1
3A652 BRACKET (POWER STEERING CYLINDER MOUNTING)				
90	C800(9 1/2" frame)	C5TZ 3A652-B	Thickness at boss 3/4"	1
90	C-CT800	D6HZ 3A652-A		1
90	LN700 -- 9M front axle and hyd. brakes	C8HZ 3A652-A		1
90	LN700 -- 9M front axle and air brakes	D6TZ 3A652-A	#D6TA 3A652-AA	1
90	LTS800/900 -- 16M,18M,20M front axles	D0HZ 3A652-A	#D0HA 3A652-E	1
90	C-CT800	383896-S2	(BB-195-E)-bolt (bracket to frame)-1/2"-13 x 2"	3
		55697-S8	(M-89-F)-nut-1/2"-13	3
90	LTS800/900 -- 16M,18M,20M front axles	383717-S	(BB-301-BD)-bolt (bracket to frame)- 3/4"-16 x 2 3/4"	2
		384146-S2	(BB-301-BF)-bolt (bracket to frame)- 3/4"-16 x 3 1/4"	2
		*383055-S2	Washer-flat-3/4"	2
		383489-S2	(MM-76-A)-nut-3/4"-16	
		*72071-S	(N-54)-pin-cotter	
3C653 BRACKET (STEERING ARM STOP)				
90	C800(9 1/2" frame)	C6TZ 3C653-A		2
90	C800(9 3/4" frame), CT800	C1TT 3C653-B		2
90	C800(9 1/2" frame)	383896-S2	(BB-195-E)-bolt (bracket to frame)-1/2"-13 x 2"	AR
		357451-S	(BB-195)-bolt (bracket to frame)-1/2"-13 x 1 3/4"	AR
		55697-S8	(M-89-F)-nut-1/2"-13	AR
90	C800(9 3/4" frame), CT800	58637-S2	(BB-86-A)-bolt (bracket to frame)-3/8"-16 x 1 3/4"	4
		34987-S4	(M-89-CF)-nut-3/8"-16	4
90	C-CT800	350616-S	(BB-236)-bolt (arm stop)-7/16"-20 x 1 3/4"	1
		34671-S	(M-67)-nut-7/16"-20	1
3D654 Refer to P/S Pump Parts Lists Section 36.1				
3E654-3N666 Refer to P/S Cylinder Parts Lists Section 35.2				
3C660 WASHER (STEERING SHAFT COUPLING BOLT)				
90	B-F-FT600/900	E4HZ 3C660-A	Detail of E4HT 3E751-AA,BA,CA	2
3N665 BOLT (STEERING SHAFT COUPLING)				
90	B-F-FT600/900	E4HZ 3N665-A	Detail of E4HT 3E751-AA,BA,CA	2
3C663 SHAFT (STEERING COLUMN LOWER) Refer to basic 3A526 Shaft assy. (steering column)				
3668 CLAMP (STEERING COLUMN TO INSTRUMENT PANEL)				
90	C-CT800	TFAA 3668-A		1
90	CL-CLT900	D9HZ 3668-A		1
90	B-C-F-FT600,CT800	20467-S7	(B-160)-bolt (bracket to instrument panel)- 5/16"-24 x 1 1/2"	2

1990/
TRUCK SERIES 600/900

YEAR	MODEL/RESTRICTIONS	PART NUMBER	DESCRIPTION	QTY.
3F668	TUBE & BRAKE ASSY. (STEERING COLUMN)			
90	CF600/700 -- with lock	E6HZ 3F668-A	#E5HT 3F668-AA	1
3670	Refer to P/S Pump Parts Lists Section 36.1			
3C672	RETAINER (STEERING COLUMN U/JOINT SEAL)			
90	L-L-LN-LNT-LT-LS-LTS600/900	D0HZ 3C672-B	3/16" wide x 15" long	1
3D672	RETAINER (STEERING COLUMN CLAMP)			
90	L-L-LN-LNT-LT-LS-LTL-LTS600/900	E1HZ 3D672-A	Detail of 3B676 (E1HZ-A & E2HZ-F)	1
3B673	Refer to Steering Gear Parts Lists Section 35.1			
3A674	PUMP ASSY. (POWER STEERING)			
	For model application refer to Power Steering Pump Section 36.1			
90		D6HZ 3A674-C		1
	Consists of			
	1-★3C536	Drive pin	1-C9ZZ 10094-A	Bearing (rotor shaft)-#GE-21
	1-D6HZ 3B559-B	Shaft	1-LA 33618-A	"O" ring-valve cap
	1-D6HZ 3A561-A	Valve assy.	1-E2HZ 3F621-A	Snap ring
	1-B8AZ 3A570-A	Spring-flow control	1-B8E 33627-A	Valve cap
	1-C2SZ 3B592-A	Seal-shaft	2-87014-S91	(T-1-AA)-"O" ring-by pass
	1-D6HZ 3A643-B	Body assy. (includes 3760 Venturi)		9/16" I.D. x 11/16" O.D.
	1-C7TZ 3A698-B	Cover assy. (includes (1) 3A700 tube seat (2) 357648-S8 dowel pin)	1-87147-S91	(T-38 - "O" ring-body to cover
				2 5/8" I.D. x 53/64" O.D.
	1-C1SS 3A700-A	Orifice (pressure tube seat)	2-35764-8-S8	(NN-55)-Dowel pin-5/16" dia. x 3/4" long
	1-D6HZ 3A711-B	Impeller repair kit	1-★370903-S	Dowel pin-cam
	1-★AF 3760-A	Venturi-flow director-	1-370967-S	(BB-158)-Bolt (hex. head)
		serviced in 3A643 body assy.		
90		★ E0HZ 3A674-B	r/b E0HZ 3A674-D	1
	Consists of			
	1-★D8HZ 3C536-A	Drive pin-carrier	1-LA 33618-A	"O" ring-valve cap
	1-D6HZ 3B559-B	Shaft	1-E2HZ 3F621-A	Snap ring
	1-D6HZ 3A561-A	Valve assy.	1-B8E 33627-A	Valve cap
	1-E0HZ 3A570-A	Spring-flow control	2-87014-S91	(T-1-AA)-"O" ring-by pass
	1-C2SZ 3B592-A	Seal-shaft	1-87147-S91	(T-38)-"O" ring (body to cover)
	1-B8TZ 3A643-B	Body assy.	2-357648-S8	(NN-55)-Dowel pin
	1-D6HZ 3A698-A	Cover assy.	2-370967-S	(BB-158)-Bolt (hex head)
	★1-C1TT 3A700-A	Orifice-tube seat		
	1-D9HZ 3A711-B	Impeller repair kit		
	1-C9ZZ 10094-A	Bearing (rotor shaft)-#GE-21		
90		E1HZ 3A674-B		1
	Consists of			
	1-★D8HZ 3C536-A	Drive pin	1-C9ZZ 10094-A	Bearing (rotor shaft)-#GE-21
	1-D6HZ 3B559-A	Shaft	1-LA 33618-A	"O" ring-valve cap
	1-D9HZ 3A561-C	Valve assy.	1-E2HZ 3F621-A	Snap ring
	1-B8AZ 3A670-A	Spring-flow control	1-B8E 33627-A	Valve cap
	1-C2SZ 3B592-A	Seal-shaft	2-87147-S91	(T-38)-"O" ring
	1-D6HZ 3A643-A	Body assy.		(body to cover) & (by pass)
	1-C0TZ 3A698-A	Cover assy.	2-357648-S8	(NN-55)-Dowel pin
	1-C4TZ 3A700-A	Orifice-tube seat	2-370967-S	(BB-158)-Bolt (hex head)
	1-D9HZ 3A711-C	Impeller repair kit		
90		E4HZ 3A674-B	Use with E0HZ 3D684-A gasket service kit	1
	Consists of			
	1-★D8HZ 3C536-A	Drive pin	1-D8HZ 3R682-A	Pin (cam locating)
	1-D8HZ 3B559-A	Shaft	1-D0HZ 3A711-B	Impeller repair kit
	1-E2HZ 3A561-A	Valve assy.	1-★D8HZ 33627-A	Valve cap
	1-D8HZ 3A570-A	Spring	2-★339290-S	(QQ-49)-Snap ring (shaft)
	1-★D8HZ 3D597-A	Retainer ring		
	1-D7HZ 3A643-A	Body assy.		

1990/
TRUCK SERIES 600/900

YEAR	MODEL/RESTRICTIONS	PART NUMBER	DESCRIPTION	QTY.
	3A674	PUMP ASSY. (POWER STEERING) — Cont'd For model application refer to Power Steering Pump Section 36.1		
90		E4HZ 3A674-C	Use with E0HZ 3D684-A gasket service kit	1
	Consists of			
	1-★D8HZ 3C536-A	Drive pin	1-D8HZ 3R682-A	Pin (cam bearing)
	1-D8HZ 3A559-A	Shaft	1-D0HZ 3A711-A	Impeller repair kit
	1-E0HZ 3A561-A	Valve assy.	1-★D8HZ 33627-A	Valve cap
	1-D8HZ 3A570-A	Spring	2-★339290-S	(QQ-49)-Snap ring (shaft
	1-★D8HZ 3D597-A	Retainer ring		
90		E7HZ 3A674-B		1
	Consists of			
	5-E7HZ 3N533-A	Bolt hex. head-3/8"-16 x 2 3/4"	1-E7HZ 3A643-A	Body assy.
	1-E7HZ 3B559-B	Shaft	1-E7HZ 3D684-A	Gasket service kit
	1-E3HZ 3A561-A	Valve assy.	1-E7HZ 3A698-B	Cover assy.
	1-E3HZ 3B563-A	Reinforcement plate	1-E7HZ 3A698-D	Kit-cover assy.-for EDE7HT 3A674-CC pump assy.
	1-E2HZ 3A570-A	Spring flow control	1-E7HZ 3A711-A	Impeller repair kit-r/b E7HZ 3A711-B(7/87)
	1-E2HZ 3M627-A	Valve cap	1-E7HZ 3A711-B	Impeller repair kit-for EDE7HT 3A674-CC pump assy.
90		E7HZ 3A674-C		1
	Consists of			
	5-E7HZ 3N533-A	Bolt hex. head-3/8"-16 x 2 3/4"	1-E7HZ 3A643-C	Body assy.
	1-E7HZ 3B559-C	Shaft	1-E7HZ 3D684-A	Gasket service kit
	1-E3HZ 3A561-A	Valve assy.	1-E7HZ 3A698-C	Cover assy.
	1-E3HZ 3B563-A	Reinforcement plate	1-E7HZ 3A698-E	Kit-cover assy.-for EDE7HT 3A674-GA pump assy.
	1-E2HZ 3A570-A	Spring flow control	1-E7HZ 3A711-A	Impeller repair kit-r/b E7HZ 3A711-B(7/87)
	1-E2HZ 3M627-A	Valve cap	1-E7HZ 3A711-B	Impeller repair kit-for EDE7HT 3A674-GA pump assy. (QQ-49)
			2-★359290-S	
90		F0HZ 3A674-C		
	Consists of			
	5-E7HZ 3N533-A	Bolt hex. head-3/8"-16 x 2 3/4"	1-E2HZ 3M627-A	Valve cap
	1-E7HZ 3B559-C	Shaft	1-E7HZ 3A643-A	Body assy.
	1-F0HZ 3A561-B	Valve assy.	1-E7HZ 3D684-A	Gasket service kit
	1-E3HZ 3B563-A	Reinforcement plate	1-E8HZ 3A698-B	Cover assy.
	1-E2HZ 3A570-A	Spring flow control	1-E7HZ 3A711-A	Impeller repair kit
			2-★359290-S	Snap ring-shaft
	3675	HOUSING ASSY. (STEERING and IGNITION)		
90	CF600/700	E6HZ 3675-A	#85HB 3675-AA	1
	3E675	Refer to Steering Gear Parts Lists Section 35.1		
	3B676	Refer to group 3A526		
	3B677	CLIP (STEERING GEAR SHAFT COUPLING RETAINER)		
90	B-F600/900	E4HZ 3B677-A	Detail of E4HT 3E751-AA,BA,CA	2
	3678	BRACKET (STEERING COLUMN TO INSTRUMENT PANEL)		
90	B600/700	E0HZ 3678-A	#E0HT 3678-EA,EB,EC,ED, E1HT 3678-AA (above steering column)	1
90	B600/700	E2HZ 3678-A	Upper - - #E1HT 3678-BA (under steering column)	1
		E2HZ 3678-B	Lower - - #E1HT 3678-CA (under steering column)	1
90	C-CT800	E4HZ 3678-A		1
90	CF600/700	E6HZ 3678-A	#81DB 3678-AE, E5HT 3678-AA	1
90	CL-CLT900	D8HZ 3678-A	#D7HT 3678-AB,AC	1

1990/
TRUCK SERIES 600/900

YEAR	MODEL/RESTRICTIONS	PART NUMBER	DESCRIPTION	QTY.
3678 BRACKET (STEERING COLUMN TO INSTRUMENT PANEL) — Cont'd				
90	F-FT600/900	E8HZ 3678-A	#E8HT 3678-BB	1
90	L-LL-LN-LNT-LT-LS-LTL-LTS 600/900 -- w/ fixed steering column	E4HZ 3678-B	#E3HT 3678-BA	1
90	L-LL-LN-LNT-LT-LS-LTL-LTS 600/900 w/adjustable steering column	FOHZ 3678-A	#E9HT 3678-DA	1
90	B600/700	N605905-S2	(AB-118-D)-Bolt (bracket to column)-M8 x 20	3
90	F-FT600/900			2
90	L-LL-LN-LNT-LT-LS-LTS600/900	383747-S	(BB-302-A)-bolt (bracket to clutch support)- 3/8"-24 x 1"	4
		384487-S2	Nut-3/8"-24	4
		383748-S2	(BB-311-H)-bolt-7/16"-20 x 3 3/4"	1
		★383453-S	Nut-7/16"-20	1
3681 FLANGE and RETAINER ASSY. (STEERING COLUMN TUBE)				
90	C800(9 1/2" frame) -- 12M conv. front axle	B7T 3681-A		1
90	C800/900(9 3/4" frame), CT800			1
90	C800(9 1/2" frame) -- 9M,12M C/P/S front axles			1
90	CL-CLT900	D8HZ 3B580-A		1
90	C-CT800	20346-S8	(B-50)-bolt (flange to floor pan)-5/16"-18 x 3/4"	2
		20426-S8	(B-55)-bolt (flange to floor pan)-5/16"-18 x 1 1/4"	2
		34130-S8	(M-149)-nut-square-5/16"-18	
		34806-S7	(X-64)-lockwasher-5/16"	
		44722-S8	(X-19)-washer-flat-5/16"	
3B681 COVER (POWER STEERING PUMP)				
90	CF600/700	E6HZ 3B681-A	#C5NE 3B681-A, P1A-eng.	1
3D681 RETAINER ASSY. (STEERING COLUMN LOWER BEARING)				
90	L-LN-LNT-LT-LTS600/900	DOHZ 3D681-A		1
90	B-F-FT600/900	★ Not required	Upper	1
		E0TZ 3D681-C	Lower	1
90	LTL900	DOHZ 3D681-A		1
3C684 BOLT (STEERING COLUMN CLAMP)				
90	L-LL-LN-LNT-LT-LTL-LS-LTS600/900	E1HZ 3C684-A	Detail of 3B676 (E1HZ-A & E2HZ-F)	6
3D684 Refer to group 3A674				
3685 KEY (DOOR and IGNITION LOCK BLANK)				
90	C-CT800	B9A 3685-A		2
90	CF600/700	E6HZ 3685-A	#85HB 11603-AA-Ignition only	1
3C685 BEARING ASSY. (STEERING IDLER ARM PIVOT)				
90	C-CT800	C8HZ 3C685-A	#48548-L-bearing-outer end	1
		C3SZ 1216-A	#M12649-bearing-inner end	1
		C2AZ 1195-A	Washer-bearing retainer	1
		LF 1131-A	Cap-bearing grease	1
3691 Refer to group 3A719				
3A691 Refer to P/S Pump Parts Lists Section 36.1				
3693 SLEEVE (STEERING COLUMN TUBE TO BRACKET)				
90	C-CT800	B7T 3693-A		1
90	CL-CLT900			1
3693 GAITER (STEERING COLUMN)				
90	CF600/800	E7HZ 3693-A	#81DB 3693-AB	
3D693 SCREW-SPRING RETURN (ADJUSTABLE STEERING COLUMN BRACKET)				
90	L-LL-LT-LTL-LS-LTS-LN-LNT800/900	E9HZ 3D693-A		1
3C694 Refer to Steering Gear Parts Lists Section 35.1				

1990/
TRUCK SERIES 600/900

YEAR	MODEL/RESTRICTIONS	PART NUMBER	DESCRIPTION	QTY.
3A696	Refer to P/S Pump Parts Lists Section 36.1			
3E696	SPRING (ADJUSTABLE STEERING COLUMN BRACKET)			
90	L-LL-LT-LTL-LS-LTS-LN-LNT 800/900 -- non-fleet	E4HZ 3E696-A		1
90	L-LL-LT-LTL-LS-LTS-LN-LNT 800/900 -- fleet	E4HZ 3E696-B		1
3A697	RESERVOIR ASSY. (POWER STEERING PUMP)			
For model application refer to Power Steering Pump Section 36.1				
90		E0HZ 3A697-B		1
Consists of				
	1-E1HZ 3A006-A	Cap assy. (reservoir)	1-C2SZ 3B688-A	Spring-pump filter
	1-C1TT 3A582-A	Cover assy. (reservoir)	1-B4AZ 3B754-A	Seat-reservoir filter element
	1-C5TZ 3C602-A	Element (reservoir oil)		retaining spring
	1-C2TZ 3A642-A	Gasket-reservoir cover	1-B9A 6570-A	Grommet-reservoir cover
	1-E1HZ 3C677-A	Support-filter		bolt
			1-33896-S8	(M-182)-Wing nut
			1-44722-S8	(X-19)-Flat washer (cover)
90		E0HZ 3A697-D		1
Consists of				
	1-E1HZ 3A006-A	Filler cap	1-B4AZ 3B754-A	Cap-filter
	1-B9TZ 3B563-A	Reinforcement-plate	1-AE 33542-A	Stud-return
	1-C1TT 3A582-A	Cover assy.	1-B9A 6570-A	Gasket-cover screw
	1-D9HZ 3601-A	Stud-reservoir cover	1-33896-S8	(M-182)-Wing nut
	1-C5TZ 3C602-A	Filter element	1-44722-S8	(X-19)-Flat washer (cover)
	1-C2TZ 3A642-A	Gasket-reservoir to cover		
	1-C2SZ 3B688-A	Spring		
	1-C7TZ 3A699-A	Reservoir body		
90		E7HZ 3A697-A		1
Consists of				
	1-E7HZ 3A006-A	Filler cap	1-33896-S8	(M-182)-Wing nut
	★1-E7HZ 3C602-A	Filter element	1-44722-S8	(X-19)-Flat washer (cover)
	r/b E8HZ 3C602-B(12/87)			
	1-E7HZ 3A642-A	Gasket-reservoir to cover		
90		E7HZ 3A697-C		1
Consists of				
	1-E7HZ 3A006-A	Filler cap	1-33896-S8	(M-182)-Wing nut
	★1-E7HZ 3C602-A	Filter element	1-44722-S8	(X-19)-Flat washer (cover)
	r/b E8HZ 3C602-B(12/87)			
	1-E7HZ 3A642-A	Gasket-reservoir to cover		
90		E8HZ 3A697-A		1
Consists of				
	1-E7HZ 3A006-A	Filler cap	1-33896-S8 (M-182)	-wing nut
	1-E8HZ 3C602-B	Filter element	1-44722-S8 (X-19)	-flat
	1-E7HZ 3A642-A	Gasket-reservoir to cover		washer (cover)
90		E8HZ 3A697-C		1
Consists of				
	1-E7HZ 3A006-A	Filler cap	1-379930-S7	(MM-173-JF)-Lock nut
	1-E8HZ 3C602-B	Filter element	1-44722-S8	(X-19)-flat washer (cover)
	1-E7HZ 3A642-A	Gasket-reservoir to cover		
90		E8HZ 3A697-D		
Consists of				
	1-E7HZ 3A006-A	Filler cap	1-379930-S7	(MM-173-JF)-Lock nut
	1-E8HZ 3C602-B	Filter element	1-44722-S8	(X-19)-flat washer (cover)
	1-E7HZ 3A642-A	Gasket-reservoir to cover		

1990/
TRUCK SERIES 600/900

YEAR	MODEL/RESTRICTIONS	PART NUMBER	DESCRIPTION	QTY.
3A697	RESERVOIR ASSY. (POWER STEERING PUMP) — Cont'd For model application refer to Power Steering Pump Section 36.1			
90		E8HZ 3A697-E		
	Consists of			
	1-E7HZ 3A006-A	Filler cap	1-379930-S7	(MM-173-JF)-Lock nut
	1-E8HZ 3C602-B	Filter element	1-44722-S8	(X-19)-flat washer (cover)
	1-E7HZ 3A642-A	Gasket-reservoir to cover		
90		E8HZ 3A697-F		
	Consists of			
	1-E7HZ 3A006-A	Filler cap	1-379930-S7	(MM-173-JF)-lock nut
	1-E8HZ 3C602-B	Filter element	1-44722-S8	(X-19)-flat washer (cover)
	1-E7HZ 3A642-A	Gasket-reservoir to cover		
90		FOHZ 3A697-A		
	Consists of			
	1-FOHZ 3A006-A	Filler cap	1-44722-S8 (X-19)	-flat washer (cover)
	1-FOHZ 3C602-A	Filter element	1-379930-S7 (MM-173-JF)	-Lock nut
	1-E7HZ 3A642-A	Gasket-reservoir to cover		
90		FOHZ 3A697-B		
	Consists of			
	1-FOHZ 3A006-A	Filler cap	1-44722-S8 (X-19)	-flat washer (cover)
	1-FOHZ 3C602-A	Filter element	1-379930-S7 (MM-173-JF)	-Lock nut
	1-E7HZ 3A642-A	Gasket-reservoir to cover		
90		FOHZ 3A697-C		
	Consists of			
	1-FOHZ 3A006-A	Filter cap	1-44722-S8 (X-19)	-flat washer (cover)
	1-FOHZ 3C602-A	Filter element	1-379930-S7 (MM-173-JF)	-Lock nut
	1-E7HZ 3A642-A	Gasket-reservoir to cover		
3F697	Refer to Steering Gear Parts Lists Section 35.1			
3L697	THRUST WASHER (POWER STEERING RESERVOIR MOUNTING)			
90	CF600/700/800	E7HZ 3L697-A	#6078574	4
3A698	Refer to P/S Pump Parts Lists Section 36.1			
3699	CLAMP (STEERING COLUMN TUBE TO INSTRUMENT PANEL BRACKET)			
90	C-CT800	C7TZ 3699-A		1
3A699	Refer to P/S Pump Parts Lists Section 36.1 and Section 36 basic 3A697			
3D699	CLAMP (STEERING SHAFT LOWER COUPLING)			
90	L-LN-LNT-LT-LTL-LTS600/900	DOHZ 3D699-A	Incl. clamp, bolt, nut and lockwasher	1
90	B-F-FT600/800	E5HZ 3D699-A	Incl. clamp, bolt and nut	1
3A700	Refer to P/S Pump Parts Lists Section 36.1 and Section 36 basic 3A674			
3E700	BEARING (STEERING COLUMN LOCK HOUSING)			
90	B-F600/800	D6AZ 3E700-A		1
3K704	YOKE (STEERING SHAFT COUPLING AND U/JOINT)			
90	B-F-FT600/900	E4HZ 3K704-A	Detail of E4HT 3E751-AA,BA,CA	1
3E705	NUT-LEVER ARM (ADJUSTABLE STEERING COLUMN BRACKET)			
90	L-LL-LT-LTL-LS-LTS-LN-LNT800/900	E4HZ 3E705-A		1
90	L-LL-LT-LTL-LS-LTS-LN-LNT800/900	E5HZ 3E705-A		1
3707	Refer to Steering Gear Parts List Section 35.1			
3B710	STRAP (STEERING COLUMN SHAFT & JOINT GUARD)			
90	L-LL-LN-LNT-LT-LTL-LS-LTS600/900	E1HZ 3B710-A	Detail of 3B676 (E1HZ-A & E2HZ-F)	1
3A711	Refer to P/S Pump Parts Lists Section 36.1 and Section 36 basic 3A674			
3B711	Refer to P/S Cylinder Parts Lists Section 35.2			

1990/
TRUCK SERIES 600/900

YEAR	MODEL/RESTRICTIONS	PART NUMBER	DESCRIPTION	QTY.
3A713-4	Refer to group 3A719			
3E714 RETAINER (STEERING GEAR MOUNTING BOLT)				
90	LN700 -- 5.5M,7M front axles and M/S	C7TZ 3E714-E	#C8TA 3E714-E-steering gear mounting bracket	1
90	LN700 -- 9M front axle and M/S	C7TZ 3E714-F	#C8TA 3E714-F-steering gear mounting bracket	1
90	LN700 -- P/S	*	#C9HA 3E714-A-steering gear mounting bracket-improvise	2
90	L-LL-LN-LNT-LT-LTL-LS-LTS600/900	DOHZ 3E714-A	Steering column bracket 3E552 bolt retainer	1
		*44878-S2	Washer-flat 7/16" (hardened)	2
		*58653-S	Bolt-hex.head (retainer to 3678 bracket)-7/16"-14 x 1"	2
3E714 RETAINER (STEERING COLUMN SHAFT & JOINT SCREW STRAP)				
90	L-LN-LNT-LT-LTL-LTS600/900	* E1HZ 3E714-A r/bE1HZ 3D672-A	Detail of 3B676 (E1HZ-A & E2HZ-F)	1
3E715 ACTUATOR (STEERING COLUMN LOCK)				
90	B-F600/900	* E0HZ 3E715-A	R/b D4AZ 3E723-A	1
3E716 INSERT (STEERING COLUMN LOCK)				
90	B-F600/900	D0AZ 3E716-A		1
3E717 GEAR (STEERING COLUMN LOCK)				
90	B-F600/900	D4AZ 3E717-A		1
3A717	Refer to group 3A719			
3D717	Refer to P/S Cylinder Parts Lists Section 35.2			

IDENTIFICATION CHART

(Arranged according to Identification Number)

IDENTIFICATION	PART NUMBER	IDENTIFICATION	PART NUMBER	
3A719 HOSE ASSY. (POWER STEERING PRESSURE)				
87HU 3A005-BA	E8HZ 3A713-D	E8HT 3A713-CA	E8HZ 3A713-B	
D5HA 3E576-BB	D6HZ 3A719-D	E8HT 3A713-FA	E9HZ 3A713-A	
D5HA 3A713-LB	D6HZ 3A713-C	E8HT 3A713-GA	E9HZ 3A713-B	
E1HT 3A713-ADA	E1HZ 3A713-H	E8HT 3A719-NA	E9HZ 3A719-E	
E8HT 3A713-BA	E8HZ 3A713-A	87HU 3A719-BA	E8HZ 3A719-C	
YEAR	MODEL/RESTRICTIONS	PART NUMBER	DESCRIPTION	QTY.
3A719	HOSE ASSY. (POWER STEERING PRESSURE)			

B SERIES

● Not available for service-to improvise refer to P/S Hose Replacement Chart following this Application Chart or appropriate bulk hose (3B719) and fitting (3C520)

90	B600/700 -- F.N.H. engine 6M, 7M, 9M front axle	● E8HT 3A719-CA	Pump to steering gear (pressure)	1
90	B600/700 -- FNH engine 10M, 12M front axle	● E8HT 3A719-DA	Pump to steering gear (pressure)	1

C-CT SERIES

90	C-CT800 -- all	D6HZ 3A713-C	Reservoir to steering gear return line	1
		D6HZ 3A719-D	Pump to steering gear pressure line	1
90	C-CT800 6M,7M,9M front axle w/8 cyl. Cat. diesel	D6HZ 3A713-E	Reservoir to steering gear	1
		D6HZ 3A719-B	Pump to steering gear pressure line	1
90	C-CT800 12M,16M,18M front axle w/8 cyl. Cat. diesel	E4HZ 3A713-A	Cooling tube to reservoir	1
		D6HZ 3A719-B	Pump to steering gear pressure line	1

1990/
TRUCK SERIES 600/900

YEAR	MODEL/RESTRICTIONS	PART NUMBER	DESCRIPTION	QTY.
3A719	HOSE ASSY. (POWER STEERING PRESSURE) — Cont'd			

CF SERIES

90	CF600/700/800 "From 11/87"	E6HZ 3691-A	Reservoir to pump	2
		E8HZ 3A713-D	Steering gear to cooling tube (return)	1
		E8HZ 3A719-C	Pump to steering gear (pressure)	1

CL-CLT SERIES

90	CL-CLT900 -- Cummins 6 cyl. 855 NTC series	● E9HT 3A713-DA	Gear to pump (return)	1
		● E9HT 3A719-VA	Pump to gear (pressure)	1
90	CL-CLT900 -- Caterpillar diesel "Before 12/89"	● E9HT 3A713-CA	Gear to pump (return)	1
		● E4HT 3A719-EA	Pump to gear (pressure)	1
90	CL-CLT900 -- Caterpillar diesel "From 12/89"	● E9HT 3A713-CA	Gear to pump (return)	1
		● E9HT 3A719-BA	Pump to gear (pressure)	1
90	CL-CLT900 -- L10	● E9HT 3A713-DA	Gear to pump (return)	1
		● E8HT 3A719-AA	Pump to gear (pressure)	1

F-FT SERIES

90	F-FT600/900 -- gas engine 6M,7M,8M,9M front axle	E9HZ 3A713-A	Gear to cooler (return)	1
		E9HZ 3A713-B	Pump to cooler (return)	1
		E9HZ 3A719-E	Pump to gear (pressure)	1
90	F-FT600/900 -- gas engine 10M, 12M front axle w/crossmember mounted oil cooler	E8HZ 3A713-B	Pump to cooler (return)	1
90	F-FT600/900 -- gas engine -- 6M, 7M, 9M front axle	● E8HT 3A719-CA	Pump to steering gear (pressure)	1
90	F-FT600/900 -- FNH engine -- 10M, 12M front axle	● E8HT 3A719-DA	Pump to steering gear (pressure)	1

L-LN-LNT-LT-LTL-LTS SERIES

● Not available for service - to improvise refer to P/S Hose Replacement Chart following this Application Chart or appropriate bulk hose (3B719) and fitting (3C520) (Sketch HC-11.03)

90	L-LL-LT-LS-LTS-LN-LNT 800/900 -- FTO 7.8L diesel	● E8HT 3A719-DA	Pump to gear (pressure)	1
90	LN-LNT900 -- Cat. 3306 diesel	● E8HT 3A719-LA	Pump to gear pressure	1
90	L-LL-LN-LNT-LS-LT-LTL- LTS800/900 -- FNH engine -- 7M, 9M, 12M front axle	● E8HT 3A719-DA	Pump to steering gear (pressure)	1
90	LS-LTS900 -- Cumm. L-10 diesel -- 9M,10M,12M front axle	● D8HT 3A719-AA	Pump to gear (pressure)	1
90	L-LL-LN-LNT-LS-LT-LTL- LTS800/900 -- Cat. 3176 diesel, 9M,12M front axle L-LL-LN-LNT-LS-LT-LTL- LTS800/900 -- Cat. 3176 diesel, 16M,18M,20M front axle	● E9HT 3A719-TA	Pump to gear (pressure)	1
		● E9HT 3A719-UA	Pump to gear (pressure)	1
90	LN700	380967-S36	(II-37-A)-adapter (hose to steering gear)-9/16"-18	AR
		380968-S36	(II-37-B)-adapter (hose to steering gear)- 3/4"-16 and 9/16"-18	1
		★374538-S	"O" ring (adapter to gear)-15/32" x 5/64" wide synthetic rubber	AR
		★374539-S	"O" ring (pressure hose adapter to steering gear) -1 21/32" I.D. x 3/32" wide synthetic rubber	AR
		353663-S	Clip (hoses to frame bracket)-with 7/8" eye	2

1990/
TRUCK SERIES 600/900

YEAR	MODEL/RESTRICTIONS	PART NUMBER	DESCRIPTION	QTY.
3A719	HOSE ASSY. (POWER STEERING PRESSURE) — Cont'd			

L-LN-LNT-LT-LTL-LTS SERIES

● Not available for service to improvise refer to P/S Hose Replacement Chart following this Application Chart or appropriate bulk hose (3B719) and fitting (3C520) (Sketch HC-11.03)

90	C800(9 1/2" frame)	380967-S	(II-37-A)-adapter (cyl. hose to cyl.)-9/16"-18 x 9/16"-18	1
90	C800(9 1/2" frame)	377048-S	(II-35-E)-adapter (for hose fitting)-9/16"-18 and 3/4"-16 thread 1 15/16" long	AR
		374538-S	"O" ring-15/32" dia.-1/16" thick (cyl. hose to cyl.)	1
90	CL-CLT900	380514-S7-8	(II-187-B) elbow (pressure hose) 3/4"-16 x 1 3/4" x 1 15/16"	1
		384074-S7-8	(II-35-B)-adapter assy. (return hose)-3/4" - 16 x 3/4"-16-7/8" nut 1 1/2" long	1
		384075-S7-8	(II-35-BA)-adapter assy. (pressure hose)-3/4"-16 x 7/8"-14, 15/16" nut-1/2" long	1
90	LN700 -- 9M front axle	384224-S	(II-29-CJ)-connector (R.H. turn pressure hose to gear assy.)-7/8" nut-3/4"-16 male and 5/8"-18 female thread x 1 1/8" long	1
		383922-S	(II-187-AZ)-connector (L.H. turn 3A719 hose to 3A540 valve)-90° elbow-9/16"-18 threads, 9/16"-18 nut 1" x 1 1/4"	1
		★377668-S	Clip (tubes to frame)-5/8" wide with 3/8" eye	2
90	CL-CLT900 -- Cummins diesel	95856-S32	(G-10-F)-clip (hose to frame)-3/4" I.D.	1
		374944-S100	(GG-213-GA)-clip (hose to frame)-7/8" I.D.	1
		56538-S2	(B-319-VA)-bolt (hose clip to frame)-3/8"-16 x 3/4" hex. self-locking	2
		33771-S2	(M-89-LB)-Nut (3A713 to A/C line)-3/8"-16	2
90	LN600/700 -- Gas	384252-S	(II-187-C)-elbow (pressure hose to gear assy.)-90°-3/4" nut, 3/4"-16 male and 9/16" - 18 female thread, 1 3/16" x 1 1/2"	1
90	L-LL-LN-LNT-LT-LTL-LS-LTS800/900	384075-S	(II-35-BA)-adapter assy. (pressure hose)-3/4"-16 x 7/8"-14, 15/16" nut-1 1/2" long	1
		384074-S	(II-35-B)-adapter assy. (return hose)-3/4"-16 x 3/4"-16-7/8" nut-1 1/2" long	1
90	LNT-LT-LL-LTL-LS-LTS800/900 -- 16M,18M,20M front axles	384285-S7	(II-31-C)-fitting (L.H. turn port of gear assy.)-45 1-3/4"-16 x 3/4"-16-both ends	1
		384286-S7	(II-31-CA)-fitting (R.H. turn port of gear assy.)-45 1-9/16"-18 x 9/16"-18-both ends	1
90	LNT-LT-LL-LTL800/900 -- 16M, 18M front axles	380514-S	(II-37-A)-fitting (L.H. turn cyl. hose to cyl.)-90 1-3/4"-16 x 3/4"-16 thread, 1 3/4" x 1 15/16" long	1
		380967-S	(II-37-A)-fitting (R.H. turn cyl. hose to cyl.)-straight-9/16"-18 thread-1 3/16" long	1
90	LS-LTS800/900 -- 16M,18M, 20M front axles	383922-S	(II-187-AZ)-fitting (R.H. turn cyl. hose to cyl.)-90 1° 9/16"-18 x 9/16"-18 thread-1" x 1 1/4" long	1
		384074-S	(II-35-B)-fitting (L.H. turn cyl. hose to cyl.)-straight-3/4"-16 thread-1 1/2" long-3/4"-16 nut	1
90	All	358350-S	(GG-172)-clip (hose to support)	4
90	All -- Gas -- 7M,9M, 12M front axles	38448-S	(GG-434)-clip (hose to P/S cooler)	1

1990/
TRUCK SERIES 600/900

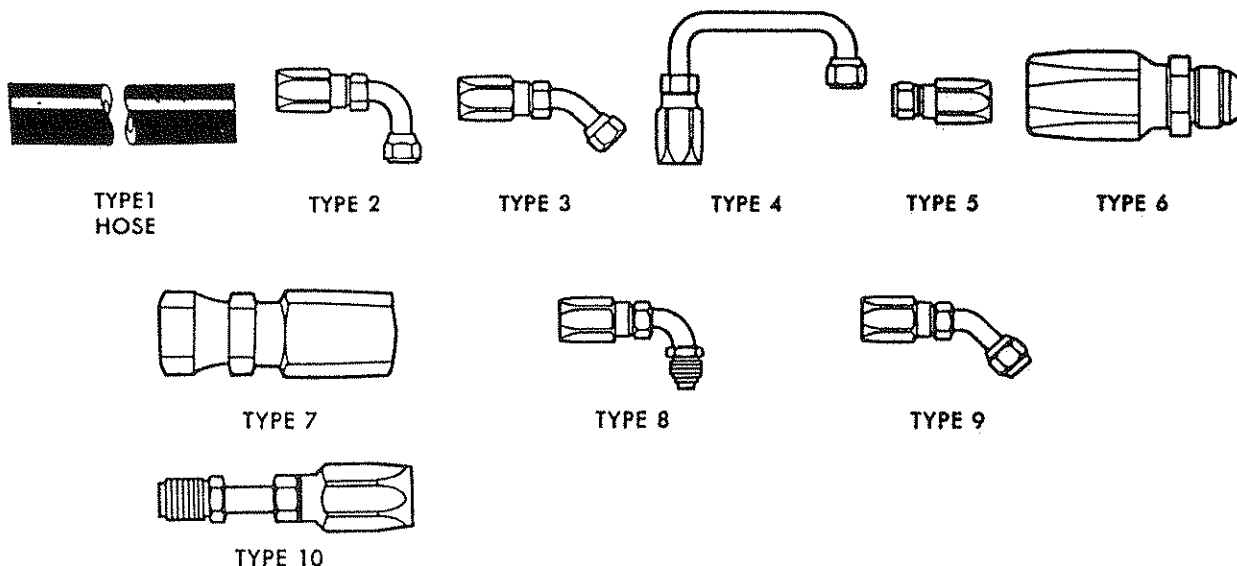
POWER STEERING HOSE REPLACEMENT CHART

1. Hose assembly part numbers are listed in part number sequence.
2. Keep old hose as a guide for length and shape.
3. Use details shown to assembly new hose assembly.
4. Fittings used for the replacement hoses are the reusable type.
5. Refer to Power Steering Hose Replacement Details Chart on page 13 of this section. for description of the replacing parts.

HOSE ASSEMBLY	REPLACED BY		
	BULK HOSE OR TUBING- LENGTH IN INCHES	FITTINGS, ETC. (USE QUANTITY SHOWN)	
		▲ Secure locally	
3A719	HOSE ASSY. (POWER STEERING PRESSURE) —Cont'd		
E3HT 3R553-AA	D0HZ 3B719-A (18 1/8)	E4HZ 3C520-A (1), E4HZ 3C520-C (1)	
E3HT 3R553-CA	E2HZ 3B719-A (21 1/4)	E4HZ 3C520-B (1), E4HZ 3C520-D (1)	
E8HT 3R553-AA	D0HZ 3B719-A (16 5/32)	E8HZ 3C520-B (1), E8HZ 3C520-C (1)	
F0HT 3R553-AA	D0HZ 3B719-A (20)	D0HZ 3C520-B (1), E8HZ 3C520-B (1)	
E9HT 3A713-DA	E2HZ 3B719-C (38)	E9HZ 3C520-A (1)	
D8HT 3A719-AA	E2HZ 3B719-A (34)	C6TZ 3C520-F (1), C6TZ 3C520-L (1)	
E2HT 3A719-BA	E2HZ 3B719-A (24 1/2)	C6TZ 3C520-F (2)	
E4HT 3A719-EA	E2HZ 3B719-A (25)	C6TZ 3C520-F (1), D8HZ 3C520-A (1)	
E8HT 3A719-AA	E2HZ 3B719-A (18 5/8)	C6TZ 3C520-G (1), D8HZ 3C520-A (1)	
E8HT 3A719-CA	E2HZ 3B719-A (20)	C6TZ 3C520-F (1), E8HZ 3C520-A (1)	
E8HT 3A719-DA	E2HZ 3B719-A (30)	C6TZ 3C520-L (1), E8HZ 3C520-A (1)	
E8HT 3A719-LA	E2HZ 3B719-A (34)	C6TZ 3C520-H (1), C6TZ 3C520-L (2)	
E9HT 3A719-TA	E2HZ 3B719-A (32 7/8)	C6TZ 3C520-G (1), C6TZ 3C520-L (1)	
E9HT 3A719-UA	E2HZ 3B719-A (38 5/8)	C6TZ 3C520-H (1), C6TZ 3C520-L (1)	
E9HT 3A719-BA	E2HZ 3B719-A (29)	D8HZ 3C520-A (2)	
E9HT 3A719-VA	C6TZ 3B719-B (25)	C6TZ 3C520-H (1), D8HZ 3C520-A (1)	

3A719 HOSE ASSY. (POWER STEERING PRESSURE) — Cont'd

POWER STEERING HOSE REPLACEMENT DETAILS



P-16201

DESCRIPTIONS OF REPLACING PARTS FOR P/S HOSE ASSEMBLIES LISTED IN PART NUMBER SEQUENCE					
TYPE	PART NUMBER	DESCRIPTION	TYPE	PART NUMBER	DESCRIPTION
1	C6TZ 3B719-B	Hose-13/32" I.D. x 3/4" O.D. x 25 ft.	2	D8HZ 3C520-A	Fitting - 90°-hose - 13/32" dia. - 3/4"-16 thd.
1	C9TZ 3B719-A	Hose-1/2" I.D. x 15/16" O.D. x 25 ft.	6	D8HZ 3C520-B	Fitting-straight-13/32" dia. - 3/4"-16 thd.
1	C9TZ 3B719-B	Hose-7/8" I.D. x 1 3/16" O.D. x 12 ft.	9	D8HZ 3C520-C	Fitting-45° hose-1/2" dia.-7/8"-14 thd.
1	D0HZ 3B719-A	Hose-5/16" I.D. x 3/4" O.D. x 25 ft.	6	E4HZ 3C520-A	Fitting-straight-3/8" dia.-9/16"-18 thd.
1	E2HZ 3B719-A	Hose-13/32" I.D. x 25/32" O.D. x 25 ft.	6	E4HZ 3C520-B	Fitting-straight-1/2" dia.-3/4"-16 thd.
1	E2HZ 3B719-C	Hose-1/2" I.D. x 15/16" O.D. x 25 ft.	7	E4HZ 3C520-C	Fitting-straight-3/8" dia.-9/16"-18 thd.
1	E2HZ 3B719-D	Hose-3/4" I.D. x 1 1/4" O.D. x 25 ft.	7	E4HZ 3C520-D	Fitting-straight-1/2" dia.-3/4"-16 thd.
5	C9HZ 3C520-A	Fitting-straight hose-1/2" tube	8	E4HZ 3C520-F	Fitting-90°-3/4" tube
5	C6TZ 3C520-F	Fitting-straight hose-1/2" tube	10	E6HZ 3C520-A	3/4" tube
2	C6TZ 3C520-H	Fitting-90° hose-1/2" tube	9	E8HZ 3C520-A	Fitting-60° hose-3/4" tube
4	C6TZ 3C520-L	Fitting-180° hose-1/2" tube	10	E8HZ 3C520-B	Fitting-straight hose-3/4" tube
2	D0HZ 3C520-A	Fitting-90° hose-5/8" dia.-7/8"-14 thd.	11	E8HZ 3C520-C	Fitting-45° hose-3/4" tube
5	D0HZ 3C520-B	Fitting-straight-3/8" dia.-9/16"-18 thd.	2	E9HZ 3C520-A	Fitting-90° hose-1/2" dia.-7/8"-14 thd.
3	D0HZ 3C520-C	Fitting-45°-1/2" dia.-7/8"-14 thread	2	F0HZ 3C520-A	Fitting-90° hose-25/32 dia.-3/4-16-28 thd.

1990/
TRUCK SERIES 600/900

YEAR	MODEL/RESTRICTIONS	PART NUMBER	DESCRIPTION	QTY.
3B719	Refer to group 3A719			
3E723	ACTUATOR ASSY. (STEERING COLUMN LOCK)			
90	B-F-FT600/900	D4AZ 3E723-A		1
3D728	Refer to Steering Gear Parts Lists, Section 35.1			
3E728	CAGE (STEERING COLUMN RETAINING RING)			
90	L-LN-LNT-LT-LS-LTS600/900,	DIHZ 3E728-A		1
90	CL-CLT900			1
90	LL-LTL900			1
3A729-30	Refer to Steering Gear Parts Lists Section 35.1			
3A732	BRACKET (POWER STEERING PUMP MOUNTING)-Also refer to P/S Pump Parts Lists Section 36.1			
90	B-F-FT600/900 -- 8 cyl. Cat. diesel	E4HZ 3A732-C	Use to mount hydraulic brake booster pump	1
90	C-CT800 -- 8 cyl. Cat. diesel	E4HZ 3A732-A		1
90	L-LL-LT-LS-LTS-LTL-LN-LNT900 -- Cummins I-6 -- P/S	E1HZ 3A732-C	Used to mount P/S pump, pulley, & bracket assy.	1
90	B-F-LN -- F.N.H. diesel	E7HZ 3A732-A	#E7HT 3C631-AA	1
3A733	PULLEY (POWER STEERING PUMP)			
90	B-F-FT600/900 -- gas engine	E8HZ 3A733-A	#E8HT 3D673-BA	1
3E736	HOUSING (STEERING GEAR COUPLING SHAFT U/JOINT)			
90	B-F-FT600/900	E4HZ 3E736-A	Detail of E4HT 3E751-AA,BA,CA	1
3738	Refer to Steering Gear Parts Lists Section 35.1			
3D744	BRACKET (POWER STEERING OIL COOLER)			
90	B-F-FT700/900 -- 8 cyl. Cat. diesel	E1HZ 3D744-C	#E0HT 3D744-DA	2
	7.8L F.T.O. diesel "Before 8/88"	E7HZ 3D744-A	Upper-#E7HT 3D744-AA	1
90	L-LT-LTS-LN-LNT800 -- 7.8L F.N.H. diesel	E8HZ 3D774-A	Located inboard to centerline of vehicle	1
		FOHZ 3D744-A	Located outboard to frame side rail	1
90	CL-CLT900 -- Cummins Diesel- exc. "LTA"	E2HZ 3D744-A	Right hand -- #E2HT 3D744-AB	1
		E2HZ 3D744-B	Left hand -- #E2HT 3D744-BB	1
90	CL-CLT900 -- Cummins Diesel- "LTA"	E5HZ 3D744-A	#E5HT 3D744-AB	1
3D746	COOLER ASSY. (POWER STEERING OIL)			
90	B-F-FT700/900 -- 8 cyl. Cat. diesel	E1HZ 3D746-B		1
90	C-CT800 -- 12M,16M,18M front axle	E1HZ 3D746-B		1
90	LT-LS-LTS-LNT800 -- F.N.H. diesel, 16M,18M,20M front axle	FOHZ 3D746-A		1
90	CL-CLT900 -- Cummins Diesel	E1HZ 3D746-B		1
3B748	TUBE (POWER STEERING COOLING)			
90	C-CT800 -- 12M,16M,18M front axle	E1HZ 3D746-B		1
90	LT-LS-LTS-LNT800 -- F.N.H. diesel, 16M,18M,20M front axle	FOHZ 3D746-A		1
90	CT800	B7A 8287-A	Clamp (hoses to oil cooler tube)	2
3B749	CLAMP (POWER STEERING COOLING TUBE)			
90	B-F-FT700/900 -- 8 cyl. Cat. diesel	E1HZ 3B749-A	#E0HT 3B749-AA	2
90	C-CT800 -- 12M,16M,18M front axle	E1HZ 3B749-A	#E0HT 3B749-AA	2
90	CL-CLT900 -- Cummins Diesel	E1HZ 3B749-A	#E0HT 3B749-AA	2
90	LT-LS-LTS-LNT800 -- 8 cyl. Cat. diesel 16M,18M,20M front axle	E1HZ 3B749-A	#E0HT 3B749-AA	2

1990/
TRUCK SERIES 600/900

YEAR	MODEL/RESTRICTIONS	PART NUMBER	DESCRIPTION	QTY.
3B750 SUPPORT (POWER STEERING OIL COOLING TUBE)				
90	C-CT800 -- 12M,16M,18M front axle	E1HZ 3B750-A	#E1HT 3B750-AA	1
90	LT-LS-LTS-LNT800 -- 8 cyl. Cat. diesel 16M,18M,20M front axle	E1HZ 3B750-B	#E1HT 3B750-B	1
3C750 CLAMP (POWER STEERING HOSE SUPPORT)				
90	LN700	C6TZ 3C750-A		AR
90	L-LN-LNT-LT-LTL-LTS L10	C6TZ 3C750-A		AR
90	L-LN-LNT-LT-LTL-LTS -- Cummins Diesel	376906-S100	(GG-231) Clip	AR
		20386-S8	(B-53)-Bolt (clamp to bracket)-5/16"-18 x 1"	AR
		33770-S	(M-89-K)-nut-5/16"	AR
		★ 58635-S	Bolt (clamps to 3C510 bracket)-3/8"-16 x 1 1/4"	1
		★ 34987-S	Nut-3/8"-16	1
3754	Refer to Steering Gear Parts Lists Section 35.1			
3B754-60	Refer to P/S Pump Parts Lists Section 36.1			
3A764	Refer to P/S Cylinder Parts Lists Section 35.2			
3C764-3D776	Refer to Steering Gear Section 35.1			
3B765 LEVER ARM ASSY. (ADJUSTABLE STEERING COLUMN BRACKET)				
90	L-LL-LT-LTL-LTS-LS-LN-LNT800/900 -- non-fleet	E4HZ 3B765-A		1
90	L-LL-LT-LTL-LTS-LS-LN-LNT800/900	E4HZ 3B765-B		1
3C765 BOLT (STEERING COLUMN SHAFT & JOINT MOUNTING)				
3W765 KNOB (STEERING COLUMN SUPPORT ARM)				
90	L-LL-LT-LTL-LTS-LS-LN-LNT800/900	E4HZ 3W765-A		1
3790 EXTENSION (STEERING COLUMN TUBE FLANGE)				
90	B-F600/800 -- w/floor shift	E0TZ 3790-B		1
3814 YOKE (STEERING COLUMN COUPLING SHAFT SLIP)				
90	B-F600/900 -- 6M,7M,8M,9M,10M,12M front axle	E0HZ 3814-A	Slip yoke end	1
		E8HZ 3814-A	Splined shaft end	1
90	C800(9 1/2" frame) -- 9M,12M-C/P/S front axle and M/S	C5TZ 3814-B	Double center yoke	1
90	C800(9 1/2" frame) -- P/S			1
90	C800(9 1/2" frame) -- 12M conv. front axle and M/S	D2HZ 3814-A	Clamp yoke	1
		D2HZ 3814-A	Clamp yoke	1
90	C800(9 3/4" frame), CT800			1
90	C800(9 1/2" frame) -- 9M,12M-C/P/S front axle and M/S	C5TZ 3814-B	Double center yoke	1
90	C800(9 1/2" frame) -- P/S			1
90	C800(9 1/2" frame) -- 12M conv. front axle and M/S	E0HZ 3814-A	Clamp yoke	1
		E0HZ 3814-A	Clamp yoke	1
90	C800(9 3/4" frame) CT800			1

1990/
TRUCK SERIES 600/900

YEAR	MODEL/RESTRICTIONS	PART NUMBER	DESCRIPTION	QTY.
3814 YOKE (STEERING COLUMN COUPLING SHAFT CLIP) — Cont'd				
90	CL-CLT900 "From Ser. JD5,001"	E0HZ 3814-A	Clamp yoke	1
90	LN700 M/S	D2HZ 3814-A	7/8" Shaft dia.-upper & lower	2
	P/S	D2HZ 3814-A	7/8" Shaft dia. - upper	1
	P/S	D5HZ 3814-A	3/4" Shaft dia. - lower	1
90	L-LL-LN-LNT-LT-LS-LTS-LTL800/900	E1HZ 3814-A	Joint assy	1
		E1HZ 3814-B	Upper detail of E1HZ 3814-A -- 20 serrations -- clamp yoke	1
		E0HZ 3814-A	Lower detail of E1HZ 3814-A -- 18 serrations -- clamp yoke	1
90	L-LL-LN-LNT-LT-LS-LTS-LTL600/900	383720-S2	(BB-302-C)-bolt-3/8" - 24 x 1 3/4"(yoke to shaft)	2
		384487-S2	(MM-65-E)-nut-3/8" - 24	2
3815 JOINT KIT (STEERING COLUMN COUPLING SHAFT SLIP YOKE)				
90	C-CL-CLT-CT-L-LL-LN- LNT-LT-LTL-LS-LTS600/900	E2HZ 3815-A		AR
90	B-F-FT600/900	E4HZ 3815-A	Detail of E4HT 3E751-AA,BA,CA	1
3836 Refer to group 3A719				
3N927 GUIDE PIN (ADJUSTABLE STEERING COLUMN BRACKET)				
90	L-LL-LT-LTL-LS-LTS-LN-LNT800/900	E9HZ 3N927-A		1

HOW TO FIND POWER STEERING PUMP and COMPONENTS

A. Using the Truck Specification List (T.S.L.) or Identification Number

1. Locate the power steering pump number shown on the T.S.L.
2. Find the power steering pump number located on the assembly.
Example: All Eaton pumps have the assembly number stamped on the relief valve cap.
3. Use the Cross Reference below to find the parts list which contains service parts for that pump.
4. When T.S.L. or Identification Number is not available, refer to the Model Application Chart following the Cross Reference Guide.

B. Using the Model Application Chart

1. Refer to the Application Chart by establishing vehicle year, model, engine and front axle capacity.
2. Refer to that parts list which is shown for the required application.
3. When basic number is not known, refer to the Illustration references shown on the chart or to the Alphabetical Index.

P/S PUMP T.S.L. † CROSS REFERENCE GUIDE

PUMP T.S.L. OR IDENTIFICATION NO.	VENDOR TYPE CODE	PUMP PARTS LIST	PUMP T.S.L. OR IDENTIFICATION NO.	VENDOR TYPE CODE	PUMP PARTS LIST
Notes: E - Eaton S - Saginaw † Truck Specification List					
E4HT 2N211-BA	S	5	E8HT 3A674-EA	E	18
E4HT 3K514-DB	E	6	E8HT 3A674-GA	ZF	14
E4HT 3K514-EB	E	7	E8HT 3A674-HA	ZF	15
E8HT 3K514-AA	ZF	12	E9HT 3A674-AA	ZF	16
E8HT 3K514-BA	ZF	13	E9HT 3A674-BA	ZF	17
E9HT 3K514-AA	E	19	E9HT 3A674-CA	ZF	20
E0HT 3606-AA	E	2	F0HT 3A674-FA	E	21
E8HT 3A674-AA	ZF	10	87HU 3A674-DA		
E8HT 3A674-BA	ZF	11	E1HT 3A691-NA	E	3
E8HT 3A674-CA	E	8	E1HT 3A691-RA	E	4
E8HT 3A674-DA	E	9	E1HT 3A696-EA	E	1

POWER STEERING PUMP MODEL APPLICATION CHART

YEAR	MODEL	ENGINE	FRONT AXLE CAPACITY	PART NUMBER	SEC.36.1 PARTS LIST NO.	ILLUSTRATION	
						SYSTEM SECTION 36 PAGE-	COMPONENTS SECTION 37 PAGE-
● Details not serviced							
B SERIES							
90	B600/700 -- use for hydraulic brake booster		All	★ E4HT 2N211-BA	5	Sec. 28.2 page 1	
90	B600/800	7.0L gas engine		E8HZ 3A674-G	14		
90	B600/800	7.0L gas engine	10M,11M,12M	★ E8HT 3K514-BA	13		
90	B600/800	F.T.O. diesel	6M,7M,8M,9M,10M,12M	★ E8HZ 3A674-A	10		
C-CT SERIES							
90	All	8 cyl. cat. diesel	6M,7M,9M	★ E1HT 3A691-NA	3	9	
90	All	8 cyl. Cat. diesel	12M,16M,18M	★ E1HT 3A691-RA	4	9	
90	All -- use for hydraulic brake booster		All	★ E4HT 2N211-BA	5	Sec. 28.2 page 1	
CF SERIES							
90	CF600/700/800	6.6L diesel	9M,12M	E8HZ 3A674-A	10		
90	CF600/700/800	All	All	E8HZ 3A674-K		24	
CL-CLT SERIES							
90	All	Cummins NTC	All	E8HZ 3A674-C	18		
90	All	L-10	All	E8HZ 3A674-B	11		
90	All	Cat. diesel	All	★ E9HT 3K514-AA	19		
F-FT SERIES							
90	F600/900 -- use for hydraulic brake booster		All	★ E4HT 2N211-BA	5	Sec. 28.2 page 1	
90	F600/800	7.0L gas engine	6M,7M,9M	★ E8HT 3K514-AA	12		
90	F-FT600/900	7.0L gas engine	10M,11M,12M	★ E8HT 3K514-BA	13		
90	F-FT600/900	F.T.O. diesel	6M,7M,9M,10M,12M	E8HZ 3A674-A	10		
L-LN-LNT-LT-LTS SERIES							
90	All -- use for hydraulic brake booster		All	★ E4HT 2N211-BA	5	Sec. 28.2 page 1	
90	All	6 cyl. Cat. 3406 diesel	16M,18M,20M	★ E4HT 3K514-DB	6	5	
90	L-LT-LTS-LN-LNT800	F.T.O. diesel	16M,18M,20M	★ E8HT 3A674-CA	8		
90	L-LT-LTS-LN-LNT800	F.T.O. diesel	7M,9M,10M,12M	E8HZ 3A674-A	10		
90	All	L10	9M,12M	E8HZ 3A674-B	11		
90	LN-LNT9000	6 cyl. Cat. 3306 diesel	9M,12M	E8HZ 3A674-H	15		
90	All	6 cyl. Cum. NTC & formula	9M,12M	E9HZ 3A674-A	16	37	7
90	All	6 cyl. Cum. NTC & formula	16M,18M,20M	E9HZ 3A674-B	17	37	7
90	All	Cat. 3176 diesel	9M,12M	F0HZ 3A674-A	20		
90	All	Cat. 3176 diesel	16M,18M,20M	F0HZ 3A674-C	21		

1990/
TRUCK SERIES 600/900

QTY.	PART NUMBER	DESCRIPTION	QTY.	PART NUMBER	DESCRIPTION
<p>▲ For components refer to Group in Section 36 ● Details not serviced \$For components refer to group in Section 35</p>					
PARTS LIST NO. 1 -★ EIHT 3A696-EA			PARTS LIST NO. 5-★E4HT 2N211-BA (Saginaw)		
1	E1HZ 3670-A	Adapter-pump to reservoir	1	E4HZ 2L697-A	Reservoir & outlet tube assy. kit hydraulic pump
1	▲E0HZ 3A674-B	Pump assy.	1	E1UZ 3E554-A	Shaft repair kit (retainer rings)
	★ 3A697	Reservoir assy. (lower)-not required with this assy.	1	E1UZ 3B559-A	Shaft (rotor)
1	▲E0HZ 3A697-B	Reservoir assy. (upper)-(B-F series)	1	E0HZ 3A561-B	Valve assy. (flow control)
1	▲E1HZ 3A697-B	Reservoir assy. (upper)-(C-CT series)	1	D2VY 3B584-A	Seal & gasket kit
1	E0HZ 3A732-D	Bracket assy.	1	D2VY 3D586-A	Spring (flow control valve)
1	E1HZ 3A733-A	Pulley	1	D6AZ 3D589-A	Plate (end)
1	B5A 33547-A	Gasket	1	E2UZ 3D590-A	Plate (pressure-front)
1	45757-S	(B-220-J)-Bolt hex. head	1	E2UZ 3D590-B	Plate (pressure-rear)
3	58641-S2	(B-93-B)-Bolt hex. head (self-locking)	1	■D2VY 3B592-A	Seal (rotor shaft oil)
1	74172-S	(L-3)-Drive key (pulley)	1	E2UZ 3D596-A	Spring (Pressure plate)
1	353846-S8	(XX-120)-Washer	1	E1UZ 3D607-A	Rotor assy.
1	353864-S7	(BB-863-G)-Bolt hex. head & lockwasher	1	E2TZ 3F614-A	Magnet (reservoir)
PARTS LIST NO. 3-★EIHT 3A691-NA (EATON)			PARTS LIST NO. 6-★E4HT 3K514-DB		
3	E1HZ 3K507-A	Bolt-3/8"-16 x 2 3/4"	1	E0HZ 3A643-B	Housing assy.
1	D0HZ 3D654-A	Fitting (outlet)-includes "O" ring	1	E0HZ 3D654-A	Fitting (valve outlet)
1	▲D6HZ 3A674-C	Pump assy.	1	E4HZ 2N211-A	Pump & reservoir assy.
1	▲E0HZ 3A697-D	Reservoir assy.	1	E0HZ 3D683-A	Stud (pump mounting)
1	D6HZ 3A732-A	Bracket	1	D5AZ 3A733-A	Pulley
1	D6HZ 3A733-B	Pulley	1	384979-S(QQ-61-M)	Ring (retainer plate)
2	B5A 33547-A	"O" ring (reservoir orifice)-53/64" I.D. x 15/16" O.D. x 7/64" thick	2	■385643-S94(KK-S2-6D)	"O" ring (housing)
1	★D6HZ 33547-A	"O" ring (fitting)-serviced in D0HZ 3D654-A	2	387297-S(NN-143-F)	Pin (pump ring dowell)
2	B6QW 33549-A	"O" ring (reservoir orifice)-11/32" I.D. x 7/16" O.D. x 1/16" thick	PARTS LIST NO. 7-★E4HT 3K514-EB		
2	57633-S2	(U-10-A)-Screw & lockwasher-hex. head -5/16"-18 x 3/4"	1	E1HZ 3A006-B	Cap assy. (reservoir)
1	74172-S	(L-3) Key-pulley drive-1/2" dia. x 1/8" thick	1	E1HZ 3B592-A	Seal (rotor shaft oil)
1	353846-S8	(XX-120)-Washer-flat-pulley to pump 5/16"	1	D8HZ 3K505-A	Flange (pump mounting)
1	353864-S7	(BB-863-G)-Bolt & lockwasher-hex. head-5/16"-18 x 7/8"	2	D4HZ 3K507-A	Bolt (pump flange)-3/8"-16 x 1"
1	370967-S	(BB-158)-Bolt-hex. head 3/8"-16 x 2 1/8"	1	D0HZ 3E599-B	Fitting (outlet)-incl. "O" ring
PARTS LIST NO. 4-★EIHT 3A691-RA (EATON)			1	E1HZ 3C602-A	Filter kit
1	E1HZ 3K507-B	Bolt-3/8"-16 x 3"	2	E0HZ 3E630-A	Nut (reservoir)
2	D0HZ 3D654-A	Fitting (outlet)-includes "O" ring	1	▲E4HZ 3A674-B	Pump assy.
1	▲E1HZ 3A674-B	Pump assy.	1	D8HZ 3D684-B	Seal kit (pump)
1	▲E0HZ 3A697-D	Reservoir assy.	1	●E4HZ 3A697-E	Reservoir assy.
1	D6HZ 3A732-A	Bracket	2	34807-S8	(X-66)-Lockwasher
1	D6HZ 3A733-B	Pulley	2	377278-S7-8	(WW-6-E)-Stud-(reservoir)-3/8"-16 x 2"
2	B5A 33547-A	"O" ring (reservoir orifice)-53/64" I.D. x 15/16" O.D. x 7/64" thick	PARTS LIST NO. 7-★E4HT 3K514-EB		
1	★D6HZ 33547-A	"O" ring (fitting)-serviced in D0HZ 3D654-A	1	E1HZ 3A006-B	Cap. assy. (reservoir)
2	B6QW 33549-A	"O" ring (reservoir orifice)-11/32" I.D. x 7/16" O.D. x 1/16" thick	1	E1HZ 3B592-A	Seal (rotor shaft oil)
2	57633-S2	(U-10-A)-Screw & lockwasher-hex. head -5/16"-18 x 3/4"	1	D8HZ 3K505-A	Flange (pump mounting)
1	74172-S	(L-3)-Key-pulley drive-1/2" dia. x 1/8" thick	2	D4HZ 3K507-A	Bolt (pump flange)-3/8"-16 x 1"
1	353846-S8	(XX-120)-Washer-flat-pulley to pump 5/16"	1	D0HZ 3E599-B	Fitting (outlet)-incl. "O" ring
1	353864-S7	(BB-863-G)-Bolt & lockwasher-hex. head-5/16"-18 x 7/8"	1	E1HZ 3C602-A	Filter kit
			2	E0HZ 3E630-A	Nut (reservoir)
			1	▲E4HZ 3A674-C	Pump assy.
			1	D8HZ 3D684-B	Seal kit (pump)
			1	●E4HZ 3A697-E	Reservoir assy.
			2	34807-S8	(X-66)-Lockwasher
			2	377278-S7-8	(WW-6-E)-Stud-(reservoir)-3/8"-16 x 2"

QTY.	PART NUMBER	DESCRIPTION	QTY.	PART NUMBER	DESCRIPTION
▲For components refer to Group in Section 36 ■Also supplied in 3B584 kit					
●Details not serviced					
\$For components refer to group in Section 35					
PARTS LIST NO. 8-★E7HT 3A674-CC, E8HT 3A674-CA			PARTS LIST NO. 15-E8HZ 3A674-H (E8HT 3A674-HA)		
1	E7HZ 3K505-A	Flange (pump mounting)	1	E8HZ 3B559-D	Shaft assy. kit
3	E7HZ 3K507-A	Bolt (pump flange)-3/8"-16 x 1 1/4"	1	E8HZ 3A561-B	Valve kit
1	E7HZ 3E526-A	Gear service kit	1	E8HZ 3B592-A	Seal service kit
1	D0HZ 3D654-A	Fitting (valve outlet)	1	E8HZ 3A641-B	Gear-power strg. pump drive
1	E7HZ 3670-A	Adapter-pump to reservoir	1	E8HZ 3A643-A	Housing service kit
1	▲E7HZ 3A674-B	Pump assy.	1	E8HZ 3A674-H	Pump assy.-complete
1	E3HZ 3D684-A	Gasket service kit	1	●E8HZ 3A697-F	● Reservoir assy.-power strg. pump
1	●E7HZ 3A697-C	Reservoir assy.	1	E8HZ 3A711-D	Pump element kit
3	34807-S8	(X-66) Washer (lock)	1	E8HZ 3B728-A	Adapter kit
1	45757-S	(B-220-J) Bolt hex. head	PARTS LIST NO. 16-E9HZ 3A674-A (E9HT 3A674-AA)		
PARTS LIST NO. 9-★E7HT 3A674-GA, E8HT 3A674-DA			1	E8HZ 3B559-B	Shaft assy. kit
1	E4HZ 3K505-A	Flange (pump mounting)	1	E8HZ 3A561-B	Valve kit
3	D4HZ 3K507-A	Bolt (pump flange)-3/8"-16 x 1"	1	E8HZ 3B592-A	Seal service kit
1	E7HZ 3670-B	Adapter-pump to reservoir	1	E9HZ 3A643-A	Housing service kit
1	▲E7HZ 3A674-C	Pump assy.	1	E9HZ 3A674-A	Pump assy.-complete
1	E3HZ 3D684-A	Gasket service kit	1	▲E8HZ 3A697-E	Reservoir assy.
1	●E7HZ 3A697-A	Reservoir assy.	1	E8HZ 3A711-C	Pump element kit
3	34807-S8	(X-66) washer (lock)	PARTS LIST NO. 17-E9HZ 3A674-B (E9HT 3A674-BA)		
PARTS LIST NO. 10-E8HZ 3A674-A (E8HT 3A674-AA)			1	E8HZ 3B559-B	Shaft assy. kit
1	E8HZ 3B559-A	Shaft assy. kit	1	E8HZ 3A561-B	Valve kit
1	E8HZ 3A561-B	Valve kit	1	E8HZ 3B592-A	Seal service kit
1	E8HZ 3B592-A	Seal service kit	1	E9HZ 3A643-B	Housing service kit
1	E8HZ 3A641-A	Drive gear	1	E9HZ 3A674-B	Pump assy.-complete
1	E8HZ 3A643-A	Housing service kit	1	E8HZ 3A697-E	Reservoir assy.
1	E8HZ 3A674-A	Pump assy.-complete	1	E8HZ 3A711-D	Pump element kit
1	▲E8HZ 3A697-D	Reservoir assy.	PARTS LIST NO. 18-E8HZ 3A674-C (E8HT 3A674-EA)		
1	E8HZ 3A711-B	Pump element kit	1	E8HZ 3K505-A	Flange (pump mounting)
PARTS LIST NO. 11-E8HZ 3A674-B (E8HT 3A674-BA)			1	E8HZ 3K506-A	Gasket (flange)
1	E8HZ 3B559-B	Shaft assy. kit	3	D4HZ 3K507-A	Bolt (pump flange)-3/8"-16 x 1"
1	E8HZ 3A561-B	Valve kit	1	E8HZ 3E599-C	Fitting (outlet)-incl. "O" ring
1	E8HZ 3B592-A	Seal service kit	1	E7HZ 3670-B	Adapter-pump to reservoir
1	E8HZ 3A643-A	Housing service kit	1	▲E8HZ 3A674-C	Pump assy.
1	E8HZ 3A674-B	Pump assy.-complete	1	E3HZ 3D684-A	Gasket service kit
1	▲E8HZ 3A697-C	Reservoir assy.-CL-CLT w/NTC or L-10 eng.	1	▲E8HZ 3A697-C	Reservoir assy.
1	▲E8HZ 3A697-E	Reservoir assy.-L-LT-LTS-LN-LNT-LTL w/L-10 eng.	3	34807-58	(X-66) Washer (lock)
1	E8HZ 3A711-B	Pump element kit	PARTS LIST NO. 19-★E9HT 3K514-AA		
PARTS LIST NO. 13-E8HT 3K514-BA			1	E1HZ 3A006-B	Cap assy. (reservoir)
1	E8HZ 3A006-A	Cap assy.	1	D8HZ 3K505-A	Flange (pump mounting)
1	E8HZ 3B559-C	Shaft kit	2	D4HZ 3K507-A	Bolt (pump flange)-3/8"-1.6 x 1"
1	E8HZ 3A561-B	Valve kit	1	D0HZ 3E599-B	Fitting (outlet)-incl. "O" ring
1	E8HZ 3B592-B	Seal service kit	1	E1HZ 3C602-A	Filter kit (reservoir)
1	E8HZ 3C602-A	Filter	2	E0HZ 3E630-A	Nut (reservoir)
1	E8HZ 3A642-A	Gasket-reservoir cover	1	▲E4HZ 3A674-C	Pump assy.
1	E8HZ 3A643-C	Body assy. kit	1	D8HZ 3D684-B	Seal kit (pump)
1	●E8HZ 3A674-F	Base pump kit	1	●E1HZ 3A697-L	Reservoir assy.
1	●E8HZ 3A697-B	Reservoir kit	2	34807-S8	(X-66)-Lockwasher
1	E8HZ 3A711-D	Pump element kit	2	377278-S7-8	(WW-6-E)-stud-(reservoir)-3/8"-16 x 2"
PARTS LIST NO. 14-E8HZ 3A674-G (E8HT 3A674-GA)			PARTS LIST NO. 20-F0HZ 3A674-A		
1	E8HZ 3B559-C	Shaft assy. kit	1	E8HZ 3B559-B	Shaft assy. kit
1	E8HZ 3A561-B	Valve kit	1	E8HZ 3A561-B	Valve kit
1	E8HZ 3B592-A	Seal service kit	1	E8HZ 3B592-A	Seal service kit
1	E8HZ 3A643-D	Housing service kit	1	F0HZ 3A643-A	Housing service kit
1	E8HZ 3A674-G	Pump assy.-complete	1	F0HZ 3A674-A	Pump assy.-complete
1	▲E8HZ 3A697-B	Reservoir assy.	1	▲E8HZ 3A697-A	Reservoir assy.
1	E8HZ 3A711-C	Pump element kit	1	E8HZ 3A711-D	Pump element kit

1990/
TRUCK SERIES 600/900

QTY.	PART NUMBER	DESCRIPTION	QTY.	PART NUMBER	DESCRIPTION
------	-------------	-------------	------	-------------	-------------

▲For components refer to group in Section 36 ■ Also supplied in 3B584 kit

●Details not serviced

§For components refer to group in Section 35

PARTS LIST NO. 21-F0HZ 3A674-C			PARTS LIST NO. 21-F0HZ 3A674-C — Cont'd		
1	F0HZ 3K505-A	Flange (pump mounting)	1	F0HZ 3670-A	Adapter-pump to reservoir (45° tube)
1	E8HZ 3K506-A	Gasket (flange)	1	▲F0HZ 3A674-C	Pump assy.
3	D4HZ 3K507-A	Bolt (pump flange)-3/8"-16 x 1"	1	E7HZ 3D684-A	Gasket service kit
1	E8HZ 3E599-C	Fitting (outlet)-incl "O" ring	1	▲E8HZ 3A697-A	Reservoir assy.
1	E7HZ 3670-B	Adapter-pump to reservoir (90° tube)	3	34807-58	(X-66) washer (lock)

4A002-4598 Refer to Section 41

REAR AXLES and RELATED PARTS

HOW TO IDENTIFY REAR AXLE PARTS.

1. BY USING THE WARRANTY PLATE CODE.

Refer to page 25 of this section. Codes are arranged in alphabetical and numerical sequence.

2. BY USING THE APPLICATION CHART.

Refer to page 28 of this section.

3. BY USING THE AXLE TAG or DIFFERENTIAL CARRIER IDENTIFICATION NUMBER.

Refer to page 29 of this section. Illustrations showing the location of identification numbers (stampings and tags) appear on page 2 of this section.

4. BY USING THE TRUCK SPECIFICATION LIST (T.S.L.).

Refer to page 3 of this section.

5. BY USING REAR AXLE ILLUSTRATIONS.

a. Parts illustrations for rear axle components are published in Illustration Section 40 of the Truck Illustrations Catalog, Form FP 8473-B. For appropriate page number, see the Index at the beginning of Illustration Section 40, or refer to Truck Rear Axle Application Chart on page 28 of this section.

b. Find the basic group number from the illustration.

c. Use one of the methods above to determine the rear axle parts list number in Section 40.1.

d. Refer to the group in the catalog. Determine the part number needed from that group or follow cross-references to other groups to determine the number needed.

6. BY USING THE ALPHABETICAL INDEX.

a. An index listed alphabetically by part name showing the related basic or group number for rear axle parts is located at the beginning of this catalog.

b. Use the index to find the group number of the part.

c. Use one of the methods above to determine the rear axle parts list number in Section 40.1.

d. Turn to the proper parts list and select the part in the group desired.

7. BY USING CHARTS SHOWING DIMENSIONS or MARKINGS.

Refer to basic groups 4209 and 4234, in Sections 41 to identify these parts.

4 WHEEL DRIVE FRONT AXLES

Parts lists and appropriate information for identifying the parts lists for 4 Wheel Drive Front Axles are included in Section 30, page 1.

REAR AXLE SECTION ARRANGEMENT

The sections in the rear axle area are arranged in the following order. 40, 40.1 and 41.

Select the appropriate parts list number by using one of the above methods.

Refer to the affected parts list in Section 40.1 and determine part number of required parts.

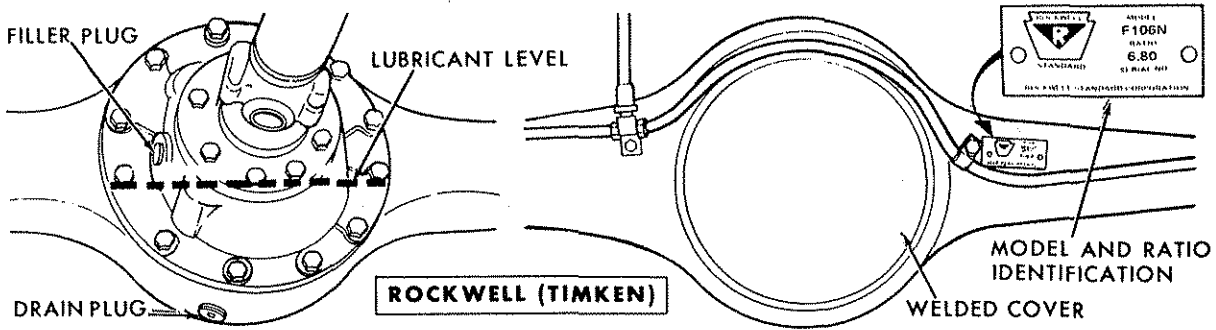
When available, complete Rear Axle Assemblies and Differential Carrier Assemblies are listed on page 33 thru 55 of this section.

1990/ TRUCK SERIES 600/900

REAR AXLE IDENTIFICATION NUMBERS

Rockwell (Timken) axles use identification numbers on the carrier or housing to help locate parts. Refer to page 29 of this section for a cross-reference from identification numbers to axle parts lists.

REAR AXLE IDENTIFICATION CHART



WHEN USING THE REAR AXLE IDENTIFICATION CHART,
THE TRUCK MODEL AND YEAR SHOULD BE VERIFIED FIRST,
AS THE MANUFACTURER'S AXLE MODEL AND CARRIER IDENTIFICATION
NUMBERS MAY BE THE SAME FOR TWO OR MORE AXLES.

P-22379

REAR AXLE T.S.L. † CROSS-REFERENCE GUIDE

1. Find the rear axle assembly number shown on the Truck Specification List (T.S.L.).
 2. Use the Cross-Reference below to find the proper rear axle parts list number.
 3. Turn to the rear axle parts list (in Section 40.1) and select the component part needed.
- Note. Complete axle assemblies and differential carrier assemblies which are available for service are listed by parts list number on page 33 of this section.

REAR AXLE T.S.L. † CROSS-REFERENCE GUIDE

IDENTIFICATION AND/OR T.S.L. NUMBER	MANUFACTURER	MANUFACTURER MODEL	RATIO	CAPACITY	DRIVESHAFT SIZE	SEC.40.1 PARTS LIST NO.
Notes: Δ Driveshaft flange not included on assy. † Truck Specification List-included in Kentucky-built trucks.						
E7HT 4005-H235A	Rockwell (Timken)	RS17220	4.88/6.80	17.5M	1550	10
E7HT 4005-M934A	Rockwell (Timken)	RS21230	4.56/6.36	21M	1550	12
E7HT 4005-M935A	Rockwell (Timken)	RS21230	4.88/6.80	21M	1550	12
E7HT 4005-M939A	Rockwell (Timken)	RS21230	5.86/8.17	21M	1550	12
E7HT 4005-M959A	Rockwell (Timken)	RS21230	4.56/6.36	21M	1610	12
E7HT 4005-M984A	Rockwell (Timken)	RS21230	4.56/6.36	21M	1710	12
E7HT 4005-R909A	Rockwell (Timken)	RS23240	4.56/6.22	23M	1610	15
E7HT 4005-R934A	Rockwell (Timken)	RS23240	4.56/6.22	23M	1710	15
E8HT 4005-M584A	Rockwell (Timken)	RS21145	4.56	21M	1550	16
E8HT 4005-M585A	Rockwell (Timken)	RS21145	4.88	21M	1550	16
E8HT 4005-M634A	Rockwell (Timken)	RS21145	4.56	21M	1610	16
E8HT 4005-M684A	Rockwell (Timken)	RS21145	4.56	21M	1710	16
89HU 4005-G034A	Rockwell (Timken)	RR20145	4.56	40M	1610	21
89HU 4005-G434A	Rockwell (Timken)	RR20145	4.56	40M	1610	21
89HU 4005-H035A	Rockwell (Timken)	RS17140	4.88	17.5M	1550	9
89HU 4005-M560A	Rockwell (Timken)	RS21145	4.88	21M	1550	11
89HU 4005-M609A	Rockwell (Timken)	RS21145	4.56	21M	1610	11
89HU 4005-M659A	Rockwell (Timken)	RS21145	4.56	21M	1710	11
89HU 4005-R009A	Rockwell (Timken)	RS23160	4.56	23M	1610	13
89HU 4005-R034A	Rockwell (Timken)	RS23160	4.56	23M	1610	17
89HU 4005-R059A	Rockwell (Timken)	RS23160	4.56	23M	1710	13
89HU 4005-R084A	Rockwell (Timken)	RS23160	4.56	23M	1710	17
89HU 4305-S084A	Rockwell (Timken)	RD20145	4.56	40M	1610	19
89HU 4305-S934A	Rockwell (Timken)	RD20145	4.56	40M	1610	19
E9HT 4A375-A004A	Rockwell (Timken)	RD23160	3.42	46M	Δ	27
E9HT 4A375-A005A	Rockwell (Timken)	RD23160	3.58	46M	Δ	27
E9HT 4A375-A006A	Rockwell (Timken)	RD23160	3.73	46M	Δ	27
E9HT 4A375-A007A	Rockwell (Timken)	RD23160	3.91	46M	Δ	27
E9HT 4A375-A008A	Rockwell (Timken)	RD23160	4.10	46M	Δ	27
E9HT 4A375-A009A	Rockwell (Timken)	RD23160	4.30	46M	Δ	27
E9HT 4A375-A010A	Rockwell (Timken)	RD23160	4.56	46M	Δ	27
E9HT 4A375-A011A	Rockwell (Timken)	RD23160	4.89	46M	Δ	27
E9HT 4A375-A013A	Rockwell (Timken)	RD23160	5.38	46M	Δ	27
E9HT 4A375-A014A	Rockwell (Timken)	RD23160	5.63	46M	Δ	27
E9HT 4A375-A054A	Rockwell (Timken)	RD23160	3.42	46M	Δ	27
E9HT 4A375-A055A	Rockwell (Timken)	RD23160	3.58	46M	Δ	27
E9HT 4A375-A056A	Rockwell (Timken)	RD23160	3.73	46M	Δ	27
E9HT 4A375-A057A	Rockwell (Timken)	RD23160	3.91	46M	Δ	27
E9HT 4A375-A058A	Rockwell (Timken)	RD23160	4.10	46M	Δ	27
E9HT 4A375-A059A	Rockwell (Timken)	RD23160	4.30	46M	Δ	27
E9HT 4A375-A060A	Rockwell (Timken)	RD23160	4.56	46M	Δ	27
E9HT 4A375-A061A	Rockwell (Timken)	RD23160	4.89	46M	Δ	27
E9HT 4A375-A063A	Rockwell (Timken)	RD23160	5.38	46M	Δ	27
E9HT 4A375-A064A	Rockwell (Timken)	RD23160	5.63	46M	Δ	27
E9HT 4A375-A105A	Rockwell (Timken)	RD23160	3.58	46M	Δ	27
E9HT 4A375-A106A	Rockwell (Timken)	RD23160	3.73	46M	Δ	27
E9HT 4A375-A107A	Rockwell (Timken)	RD23160	3.91	46M	Δ	27
E9HT 4A375-A108A	Rockwell (Timken)	RD23160	4.10	46M	Δ	27
E9HT 4A375-B029A	Rockwell (Timken)	RP23160	3.42	46M	Δ	29

1990/
TRUCK SERIES 600/900

REAR AXLE T.S.L. † CROSS-REFERENCE GUIDE

IDENTIFICATION AND/OR T.S.L. NUMBER		MANUFACTURER	MANUFACTURER MODEL	RATIO	CAPACITY	DRIVESHAFT SIZE	SEC.40.1 PARTS LIST NO.
Notes: Δ Driveshaft flange not included on assy. † Truck Specification List-included in Kentucky-built trucks. — Cont'd							
E9HT	4A375-B030A	Rockwell (Timken)	RP23160	3.58	46M	Δ	29
E9HT	4A375-B031A	Rockwell (Timken)	RP23160	3.73	46M	Δ	29
E9HT	4A375-B032A	Rockwell (Timken)	RP23160	3.91	46M	Δ	29
E9HT	4A375-B033A	Rockwell (Timken)	RP23160	4.10	46M	Δ	29
E9HT	4A375-B034A	Rockwell (Timken)	RP23160	4.30	46M	Δ	29
E9HT	4A375-B035A	Rockwell (Timken)	RP23160	4.56	46M	Δ	29
E9HT	4A375-B036A	Rockwell (Timken)	RP23160	4.89	46M	Δ	29
E9HT	4A375-B038A	Rockwell (Timken)	RP23160	5.38	46M	Δ	29
E9HT	4A375-B039A	Rockwell (Timken)	RP23160	5.63	46M	Δ	29
E9HT	4A375-B079A	Rockwell (Timken)	RP23160	3.42	46M	Δ	29
E9HT	4A375-B080A	Rockwell (Timken)	RP23160	3.58	46M	Δ	29
E9HT	4A375-B081A	Rockwell (Timken)	RP23160	3.73	46M	Δ	29
E9HT	4A375-B082A	Rockwell (Timken)	RP23160	3.91	46M	Δ	29
E9HT	4A375-B083A	Rockwell (Timken)	RP23160	4.10	46M	Δ	29
E9HT	4A375-B084A	Rockwell (Timken)	RP23160	4.30	46M	Δ	29
E9HT	4A375-B085A	Rockwell (Timken)	RP23160	4.56	46M	Δ	29
E9HT	4A375-B086A	Rockwell (Timken)	RP23160	4.89	46M	Δ	29
E9HT	4A375-B088A	Rockwell (Timken)	RP23160	5.38	46M	Δ	29
E9HT	4A375-B089A	Rockwell (Timken)	RP23160	5.63	46M	Δ	29
E9HT	4A375-B130A	Rockwell (Timken)	RP23160	3.58	46M	Δ	29
E9HT	4A375-B131A	Rockwell (Timken)	RP23160	3.73	46M	Δ	29
E9HT	4A375-B132A	Rockwell (Timken)	RP23160	3.91	46M	Δ	29
E9HT	4A375-B133A	Rockwell (Timken)	RP23160	4.10	46M	Δ	29
E9HT	4A375-E006A	Rockwell (Timken)	SL100	3.73	34M	Δ	1
E9HT	4A375-E007A	Rockwell (Timken)	SL100	3.90	34M	Δ	1
E9HT	4A375-E008A	Rockwell (Timken)	SL100	4.10	34M	Δ	1
E9HT	4A375-E009A	Rockwell (Timken)	SL100	4.33	34M	Δ	1
E9HT	4A375-E011A	Rockwell (Timken)	SL100	4.63	34M	Δ	1
E9HT	4A375-E012A	Rockwell (Timken)	SL100	4.88	34M	Δ	1
E9HT	4A375-E013A	Rockwell (Timken)	SL100	5.29	34M	Δ	1
E9HT	4A375-E015A	Rockwell (Timken)	SL100	5.86	34M	Δ	1
E9HT	4A375-E016A	Rockwell (Timken)	SL100	6.14	34M	Δ	1
E9HT	4A375-E056A	Rockwell (Timken)	SQ100	3.73	40M	Δ	3
E9HT	4A375-E058A	Rockwell (Timken)	SQ100	4.10	40M	Δ	3
E9HT	4A375-E059A	Rockwell (Timken)	SQ100	4.33	40M	Δ	3
E9HT	4A375-E061A	Rockwell (Timken)	SQ100	4.63	40M	Δ	3
E9HT	4A375-E062A	Rockwell (Timken)	SQ100	4.88	40M	Δ	3
E9HT	4A375-E063A	Rockwell (Timken)	SQ100	5.29	40M	Δ	3
E9HT	4A375-E065A	Rockwell (Timken)	SQ100	5.86	40M	Δ	3
E9HT	4A375-E066A	Rockwell (Timken)	SQ100	6.14	40M	Δ	3
E9HT	4A375-E105A	Rockwell (Timken)	SQ100-P	3.55	40M	Δ	5
E9HT	4A375-E107A	Rockwell (Timken)	SQ100-P	3.90	40M	Δ	5
E9HT	4A375-E108A	Rockwell (Timken)	SQ100-P	4.10	40M	Δ	5
E9HT	4A375-E109A	Rockwell (Timken)	SQ100-P	4.33	40M	Δ	5
E9HT	4A375-E111A	Rockwell (Timken)	SQ100-P	4.63	40M	Δ	5
E9HT	4A375-E112A	Rockwell (Timken)	SQ100-P	4.88	40M	Δ	5
E9HT	4A375-E113A	Rockwell (Timken)	SQ100-P	5.29	40M	Δ	5
E9HT	4A375-E115A	Rockwell (Timken)	SQ100-P	5.86	40M	Δ	5
E9HT	4A375-E116A	Rockwell (Timken)	SQ100-P	6.14	40M	Δ	5
E9HT	4A375-K004A	Rockwell (Timken)	RD17145	3.42	34M	Δ	22
E9HT	4A375-K005A	Rockwell (Timken)	RD17145	3.58	34M	Δ	22
E9HT	4A375-K006A	Rockwell (Timken)	RD17145	3.73	34M	Δ	22
E9HT	4A375-K007A	Rockwell (Timken)	RD17145	3.91	34M	Δ	22
E9HT	4A375-K008A	Rockwell (Timken)	RD17145	4.10	34M	Δ	22
E9HT	4A375-K009A	Rockwell (Timken)	RD17145	4.30	34M	Δ	22
E9HT	4A375-K010A	Rockwell (Timken)	RD17145	4.56	34M	Δ	22
E9HT	4A375-K011A	Rockwell (Timken)	RD17145	4.88	34M	Δ	22
E9HT	4A375-K013A	Rockwell (Timken)	RD17145	5.29	34M	Δ	22

1990/
TRUCK SERIES 600/900

REAR AXLE T.S.L. † CROSS-REFERENCE GUIDE

IDENTIFICATION AND/OR T.S.L. NUMBER		MANUFACTURER	MANUFACTURER MODEL	RATIO	CAPACITY	DRIVESHAFT SIZE	SEC.40.1 PARTS LIST NO.
Notes: Δ Driveshaft flange not included on assy. † Truck Specification List—included in Kentucky-built trucks. — Cont'd							
E9HT	4A375-K015A	Rockwell (Timken)	RD17145	5.86	34M	Δ	22
E9HT	4A375-K016A	Rockwell (Timken)	RD17145	6.14	34M	Δ	22
E9HT	4A375-K017A	Rockwell (Timken)	RD17145	6.43	34M	Δ	22
E9HT	4A375-K019A	Rockwell (Timken)	RD17145	7.17	34M	Δ	22
E9HT	4A375-K029A	Rockwell (Timken)	RD17145	3.42	34M	Δ	22
E9HT	4A375-K030A	Rockwell (Timken)	RD17145	3.58	34M	Δ	22
E9HT	4A375-K031A	Rockwell (Timken)	RD17145	3.73	34M	Δ	22
E9HT	4A375-K032A	Rockwell (Timken)	RD17145	3.91	34M	Δ	22
E9HT	4A375-K033A	Rockwell (Timken)	RD17145	4.10	34M	Δ	22
E9HT	4A375-K034A	Rockwell (Timken)	RD17145	4.30	34M	Δ	22
E9HT	4A375-K035A	Rockwell (Timken)	RD17145	4.56	34M	Δ	22
E9HT	4A375-K036A	Rockwell (Timken)	RD17145	4.88	34M	Δ	22
E9HT	4A375-S004A	Rockwell (Timken)	RD20145	3.42	40M	Δ	24
E9HT	4A375-S005A	Rockwell (Timken)	RD20145	3.58	40M	Δ	24
E9HT	4A375-S006A	Rockwell (Timken)	RD20145	3.73	40M	Δ	24
E9HT	4A375-S007A	Rockwell (Timken)	RD20145	3.91	40M	Δ	24
E9HT	4A375-S008A	Rockwell (Timken)	RD20145	4.10	40M	Δ	24
E9HT	4A375-S009A	Rockwell (Timken)	RD20145	4.30	40M	Δ	24
E9HT	4A375-S010A	Rockwell (Timken)	RD20145	4.56	40M	Δ	24
E9HT	4A375-S011A	Rockwell (Timken)	RD20145	4.88	40M	Δ	24
E9HT	4A375-S013A	Rockwell (Timken)	RD20145	5.29	40M	Δ	24
E9HT	4A375-S015A	Rockwell (Timken)	RD20145	5.86	40M	Δ	24
E9HT	4A375-S016A	Rockwell (Timken)	RD20145	6.14	40M	Δ	24
E9HT	4A375-S017A	Rockwell (Timken)	RD20145	6.43	40M	Δ	24
E9HT	4A375-S019A	Rockwell (Timken)	RD20145	7.17	40M	Δ	24
E9HT	4A375-S029A	Rockwell (Timken)	RD20145	3.42	40M	Δ	19
E9HT	4A375-S030A	Rockwell (Timken)	RD20145	3.58	40M	Δ	19
E9HT	4A375-S031A	Rockwell (Timken)	RD20145	3.73	40M	Δ	19
E9HT	4A375-S032A	Rockwell (Timken)	RD20145	3.91	40M	Δ	19
E9HT	4A375-S033A	Rockwell (Timken)	RD20145	4.10	40M	Δ	19
E9HT	4A375-S034A	Rockwell (Timken)	RD20145	4.30	40M	Δ	19
E9HT	4A375-S035A	Rockwell (Timken)	RD20145	4.56	40M	Δ	19
E9HT	4A375-S036A	Rockwell (Timken)	RD20145	4.88	40M	Δ	19
E9HT	4A375-S038A	Rockwell (Timken)	RD20145	5.29	40M	Δ	19
E9HT	4A375-S040A	Rockwell (Timken)	RD20145	5.86	40M	Δ	19
E9HT	4A375-S079A	Rockwell (Timken)	RD20145	3.42	40M	Δ	24
E9HT	4A375-S080A	Rockwell (Timken)	RD20145	3.58	40M	Δ	24
E9HT	4A375-S081A	Rockwell (Timken)	RD20145	3.73	40M	Δ	24
E9HT	4A375-S082A	Rockwell (Timken)	RD20145	3.91	40M	Δ	24
E9HT	4A375-S083A	Rockwell (Timken)	RD20145	4.10	40M	Δ	24
E9HT	4A375-S084A	Rockwell (Timken)	RD20145	4.30	40M	Δ	24
E9HT	4A375-S085A	Rockwell (Timken)	RD20145	4.56	40M	Δ	24
E9HT	4A375-S086A	Rockwell (Timken)	RD20145	4.88	40M	Δ	24
E9HT	4A375-S088A	Rockwell (Timken)	RD20145	5.29	40M	Δ	24
E9HT	4A375-S090A	Rockwell (Timken)	RD20145	5.86	40M	Δ	24
E9HT	4A375-S104A	Rockwell (Timken)	RD20145	3.42	40M	Δ	19
E9HT	4A375-S105A	Rockwell (Timken)	RD20145	3.58	40M	Δ	19
E9HT	4A375-S106A	Rockwell (Timken)	RD20145	3.73	40M	Δ	19
E9HT	4A375-S107A	Rockwell (Timken)	RD20145	3.91	40M	Δ	19
E9HT	4A375-S108A	Rockwell (Timken)	RD20145	4.10	40M	Δ	19
E9HT	4A375-S109A	Rockwell (Timken)	RD20145	4.30	40M	Δ	19
E9HT	4A375-S110A	Rockwell (Timken)	RD20145	4.56	40M	Δ	19
E9HT	4A375-S111A	Rockwell (Timken)	RD20145	4.88	40M	Δ	19
E9HT	4A375-S113A	Rockwell (Timken)	RD20145	5.29	40M	Δ	19
E9HT	4A375-S115A	Rockwell (Timken)	RD20145	5.86	40M	Δ	19
E9HT	4A375-S116A	Rockwell (Timken)	RD20145	6.14	40M	Δ	19
E9HT	4A375-S117A	Rockwell (Timken)	RD20145	6.43	40M	Δ	19
E9HT	4A375-S119A	Rockwell (Timken)	RD20145	7.17	40M	Δ	19

JULY, 1989

COPYRIGHT © 1989—

FORD MOTOR
COMPANY

—DEARBORN, MICHIGAN

NEW ISSUE

1990/
TRUCK SERIES 600/900

REAR AXLE T.S.L. † CROSS-REFERENCE GUIDE

IDENTIFICATION AND/OR T.S.L. NUMBER		MANUFACTURER	MANUFACTURER MODEL	RATIO	CAPACITY	DRIVESHAFT SIZE	SEC.40.1 PARTS LIST NO.
Notes: Δ Driveshaft flange not included on assy. † Truck Specification List—included in Kentucky-built trucks. — Cont'd							
E9HT	4A375-S154A	Rockwell (Timken)	RD20145	3.42	40M	Δ	24
E9HT	4A375-S155A	Rockwell (Timken)	RD20145	3.58	40M	Δ	24
E9HT	4A375-S156A	Rockwell (Timken)	RD20145	3.73	40M	Δ	24
E9HT	4A375-S157A	Rockwell (Timken)	RD20145	3.91	40M	Δ	24
E9HT	4A375-S158A	Rockwell (Timken)	RD20145	4.10	40M	Δ	24
E9HT	4A375-S159A	Rockwell (Timken)	RD20145	4.30	40M	Δ	24
E9HT	4A375-S160A	Rockwell (Timken)	RD20145	4.56	40M	Δ	24
E9HT	4A375-S161A	Rockwell (Timken)	RD20145	4.88	40M	Δ	24
E9HT	4A375-S163A	Rockwell (Timken)	RD20145	5.29	40M	Δ	24
E9HT	4A375-S165A	Rockwell (Timken)	RD20145	5.86	40M	Δ	24
E9HT	4A375-S179A	Rockwell (Timken)	RD20145	3.42	40M	Δ	19
E9HT	4A375-S180A	Rockwell (Timken)	RD20145	3.58	40M	Δ	19
E9HT	4A375-S181A	Rockwell (Timken)	RD20145	3.73	40M	Δ	19
E9HT	4A375-S182A	Rockwell (Timken)	RD20145	3.91	40M	Δ	19
E9HT	4A375-S183A	Rockwell (Timken)	RD20145	4.10	40M	Δ	19
E9HT	4A375-S184A	Rockwell (Timken)	RD20145	4.30	40M	Δ	19
E9HT	4A375-S185A	Rockwell (Timken)	RD20145	4.56	40M	Δ	19
E9HT	4A375-S186A	Rockwell (Timken)	RD20145	4.88	40M	Δ	19
E9HT	4A375-S188A	Rockwell (Timken)	RD20145	5.29	40M	Δ	19
E9HT	4A375-S190A	Rockwell (Timken)	RD20145	5.86	40M	Δ	19
E9HT	4A375-S230A	Rockwell (Timken)	RD20145	3.58	40M	Δ	24
E9HT	4A375-S231A	Rockwell (Timken)	RD20145	3.73	40M	Δ	24
E9HT	4A375-S232A	Rockwell (Timken)	RD20145	3.91	40M	Δ	24
E9HT	4A375-S233A	Rockwell (Timken)	RD20145	4.10	40M	Δ	24
E9HT	4A375-S255A	Rockwell (Timken)	RD20145	3.58	40M	Δ	19
E9HT	4A375-S256A	Rockwell (Timken)	RD20145	3.73	40M	Δ	19
E9HT	4A375-S257A	Rockwell (Timken)	RD20145	3.91	40M	Δ	19
E9HT	4A375-S258A	Rockwell (Timken)	RD20145	4.10	40M	Δ	19
E9HT	4A375-S279B	Rockwell (Timken)	RD20145	3.42	40M	Δ	24
E9HT	4A375-S280B	Rockwell (Timken)	RD20145	3.58	40M	Δ	24
E9HT	4A375-S281B	Rockwell (Timken)	RD20145	3.73	40M	Δ	24
E9HT	4A375-S282B	Rockwell (Timken)	RD20145	3.91	40M	Δ	24
E9HT	4A375-S283B	Rockwell (Timken)	RD20145	4.10	40M	Δ	24
E9HT	4A375-S284B	Rockwell (Timken)	RD20145	4.30	40M	Δ	24
E9HT	4A375-S285B	Rockwell (Timken)	RD20145	4.56	40M	Δ	24
E9HT	4A375-S304B	Rockwell (Timken)	RD20145	3.42	40M	Δ	19
E9HT	4A375-S305B	Rockwell (Timken)	RD20145	3.58	40M	Δ	19
E9HT	4A375-S306B	Rockwell (Timken)	RD20145	3.73	40M	Δ	19
E9HT	4A375-S307B	Rockwell (Timken)	RD20145	3.91	40M	Δ	19
E9HT	4A375-S308B	Rockwell (Timken)	RD20145	4.10	40M	Δ	19
E9HT	4A375-S309B	Rockwell (Timken)	RD20145	4.30	40M	Δ	19
E9HT	4A375-S310B	Rockwell (Timken)	RD20145	4.56	40M	Δ	19
E9HT	4A375-V004A	Rockwell (Timken)	RP20145	3.42	40M	Δ	26
E9HT	4A375-V005A	Rockwell (Timken)	RP20145	3.58	40M	Δ	26
E9HT	4A375-V006A	Rockwell (Timken)	RP20145	3.73	40M	Δ	26
E9HT	4A375-V007A	Rockwell (Timken)	RP20145	3.91	40M	Δ	26
E9HT	4A375-V008A	Rockwell (Timken)	RP20145	4.10	40M	Δ	26
E9HT	4A375-V009A	Rockwell (Timken)	RP20145	4.30	40M	Δ	26
E9HT	4A375-V010A	Rockwell (Timken)	RP20145	4.56	40M	Δ	26
E9HT	4A375-V011A	Rockwell (Timken)	RP20145	4.88	40M	Δ	26
E9HT	4A375-V013A	Rockwell (Timken)	RP20145	5.29	40M	Δ	26
E9HT	4A375-V015A	Rockwell (Timken)	RP20145	5.86	40M	Δ	26
E9HT	4A375-V016A	Rockwell (Timken)	RP20145	6.14	40M	Δ	26
E9HT	4A375-V017A	Rockwell (Timken)	RP20145	6.43	40M	Δ	26
E9HT	4A375-V019A	Rockwell (Timken)	RP20145	7.17	40M	Δ	26
E9HT	4A375-V029A	Rockwell (Timken)	RP20145	3.42	40M	Δ	20

1990/
TRUCK SERIES 600/900

REAR AXLE T.S.L. † CROSS-REFERENCE GUIDE

IDENTIFICATION AND/OR T.S.L. NUMBER	MANUFACTURER	MANUFACTURER MODEL	RATIO	CAPACITY	DRIVESHAFT SIZE	SEC.40.1 PARTS LIST NO.	
Notes: Δ Driveshaft flange not included on assy. † Truck Specification List-included in Kentucky-built trucks. — Cont'd							
E9HT	4A375-V030A	Rockwell (Timken)	RP20145	3.58	40M	Δ	20
E9HT	4A375-V031A	Rockwell (Timken)	RP20145	3.73	40M	Δ	20
E9HT	4A375-V032A	Rockwell (Timken)	RP20145	3.91	40M	Δ	20
E9HT	4A375-V033A	Rockwell (Timken)	RP20145	4.10	40M	Δ	20
E9HT	4A375-V034A	Rockwell (Timken)	RP20145	4.30	40M	Δ	20
E9HT	4A375-V035A	Rockwell (Timken)	RP20145	4.56	40M	Δ	20
E9HT	4A375-V036A	Rockwell (Timken)	RP20145	4.88	40M	Δ	20
E9HT	4A375-V038A	Rockwell (Timken)	RP20145	5.29	40M	Δ	20
E9HT	4A375-V040A	Rockwell (Timken)	RP20145	5.86	40M	Δ	20
E9HT	4A375-V079A	Rockwell (Timken)	RP20145	3.42	40M	Δ	26
E9HT	4A375-V080A	Rockwell (Timken)	RP20145	3.58	40M	Δ	26
E9HT	4A375-V081A	Rockwell (Timken)	RP20145	3.73	40M	Δ	26
E9HT	4A375-V082A	Rockwell (Timken)	RP20145	3.91	40M	Δ	26
E9HT	4A375-V083A	Rockwell (Timken)	RP20145	4.10	40M	Δ	26
E9HT	4A375-V084A	Rockwell (Timken)	RP20145	4.30	40M	Δ	26
E9HT	4A375-V085A	Rockwell (Timken)	RP20145	4.56	40M	Δ	26
E9HT	4A375-V086A	Rockwell (Timken)	RP20145	4.88	40M	Δ	26
E9HT	4A375-V088A	Rockwell (Timken)	RP20145	5.29	40M	Δ	26
E9HT	4A375-V090A	Rockwell (Timken)	RP20145	5.86	40M	Δ	26
E9HT	4A375-V104A	Rockwell (Timken)	RP20145	3.42	40M	Δ	20
E9HT	4A375-V105A	Rockwell (Timken)	RP20145	3.58	40M	Δ	20
E9HT	4A375-V106A	Rockwell (Timken)	RP20145	3.73	40M	Δ	20
E9HT	4A375-V107A	Rockwell (Timken)	RP20145	3.91	40M	Δ	20
E9HT	4A375-V108A	Rockwell (Timken)	RP20145	4.10	40M	Δ	20
E9HT	4A375-V109A	Rockwell (Timken)	RP20145	4.30	40M	Δ	20
E9HT	4A375-V110A	Rockwell (Timken)	RP20145	4.56	40M	Δ	20
E9HT	4A375-V111A	Rockwell (Timken)	RP20145	4.88	40M	Δ	20
E9HT	4A375-V113A	Rockwell (Timken)	RP20145	5.29	40M	Δ	20
E9HT	4A375-V115A	Rockwell (Timken)	RP20145	5.86	40M	Δ	20
E9HT	4A375-V116A	Rockwell (Timken)	RP20145	6.14	40M	Δ	20
E9HT	4A375-V154A	Rockwell (Timken)	RP20145	3.42	40M	Δ	26
E9HT	4A375-V155A	Rockwell (Timken)	RP20145	3.58	40M	Δ	26
E9HT	4A375-V156A	Rockwell (Timken)	RP20145	3.73	40M	Δ	26
E9HT	4A375-V157A	Rockwell (Timken)	RP20145	3.91	40M	Δ	26
E9HT	4A375-V158A	Rockwell (Timken)	RP20145	4.10	40M	Δ	26
E9HT	4A375-V159A	Rockwell (Timken)	RP20145	4.30	40M	Δ	26
E9HT	4A375-V160A	Rockwell (Timken)	RP20145	4.56	40M	Δ	26
E9HT	4A375-V161A	Rockwell (Timken)	RP20145	4.88	40M	Δ	26
E9HT	4A375-V163A	Rockwell (Timken)	RP20145	5.29	40M	Δ	26
E9HT	4A375-V165A	Rockwell (Timken)	RP20145	5.86	40M	Δ	26
E9HT	4A375-V179A	Rockwell (Timken)	RP20145	3.42	40M	Δ	20
E9HT	4A375-V180A	Rockwell (Timken)	RP20145	3.58	40M	Δ	20
E9HT	4A375-V181A	Rockwell (Timken)	RP20145	3.73	40M	Δ	20
E9HT	4A375-V182A	Rockwell (Timken)	RP20145	3.91	40M	Δ	20
E9HT	4A375-V183A	Rockwell (Timken)	RP20145	4.10	40M	Δ	20
E9HT	4A375-V184A	Rockwell (Timken)	RP20145	4.30	40M	Δ	20
E9HT	4A375-V185A	Rockwell (Timken)	RP20145	4.56	40M	Δ	20
E9HT	4A375-V186A	Rockwell (Timken)	RP20145	4.88	40M	Δ	20
E9HT	4A375-V188A	Rockwell (Timken)	RP20145	5.29	40M	Δ	20
E9HT	4A375-V190A	Rockwell (Timken)	RP20145	5.86	40M	Δ	20
E9HT	4A375-V230A	Rockwell (Timken)	RP20145	3.58	40M	Δ	26
E9HT	4A375-V231A	Rockwell (Timken)	RP20145	3.73	40M	Δ	26
E9HT	4A375-V232A	Rockwell (Timken)	RP20145	3.91	40M	Δ	26
E9HT	4A375-V233A	Rockwell (Timken)	RP20145	4.10	40M	Δ	26

1990/
TRUCK SERIES 600/900

REAR AXLE T.S.L. † CROSS-REFERENCE GUIDE

IDENTIFICATION AND/OR T.S.L. NUMBER		MANUFACTURER	MANUFACTURER MODEL	RATIO	CAPACITY	DRIVESHAFT SIZE	SEC. 40.1 PARTS LIST NO.
Notes: Δ Driveshaft flange not included on assy. † Truck Specification List-included in Kentucky-built trucks. — Cont'd							
E9HT	4A375-V255A	Rockwell (Timken)	RP20145	3.58	40M	Δ	20
E9HT	4A375-V256A	Rockwell (Timken)	RP20145	3.73	40M	Δ	20
E9HT	4A375-V257A	Rockwell (Timken)	RP20145	3.91	40M	Δ	20
E9HT	4A375-V258A	Rockwell (Timken)	RP20145	4.10	40M	Δ	20
E9HT	4A375-V279B	Rockwell (Timken)	RP20145	3.42	40M	Δ	26
E9HT	4A375-V280B	Rockwell (Timken)	RP20145	3.58	40M	Δ	26
E9HT	4A375-V281B	Rockwell (Timken)	RP20145	3.73	40M	Δ	26
E9HT	4A375-V282B	Rockwell (Timken)	RP20145	3.91	40M	Δ	26
E9HT	4A375-V283B	Rockwell (Timken)	RP20145	4.10	40M	Δ	26
E9HT	4A375-V284B	Rockwell (Timken)	RP20145	4.30	40M	Δ	26
E9HT	4A375-V285B	Rockwell (Timken)	RP20145	4.56	40M	Δ	26
E9HT	4A375-V304B	Rockwell (Timken)	RP20145	3.42	40M	Δ	20
E9HT	4A375-V305B	Rockwell (Timken)	RP20145	3.58	40M	Δ	20
E9HT	4A375-V306B	Rockwell (Timken)	RP20145	3.73	40M	Δ	20
E9HT	4A375-V307B	Rockwell (Timken)	RP20145	3.91	40M	Δ	20
E9HT	4A375-V308B	Rockwell (Timken)	RP20145	4.10	40M	Δ	20
E9HT	4A375-V309B	Rockwell (Timken)	RP20145	4.30	40M	Δ	20
E9HT	4A375-V310B	Rockwell (Timken)	RP20145	4.56	40M	Δ	20
E9HT	4B430-C004A	Rockwell (Timken)	RR23160	3.42	46M	Δ	28
E9HT	4B430-C005A	Rockwell (Timken)	RR23160	3.58	46M	Δ	28
E9HT	4B430-C006A	Rockwell (Timken)	RR23160	3.73	46M	Δ	28
E9HT	4B430-C007A	Rockwell (Timken)	RR23160	3.91	46M	Δ	28
E9HT	4B430-C008A	Rockwell (Timken)	RR23160	4.10	46M	Δ	28
E9HT	4B430-C009A	Rockwell (Timken)	RR23160	4.30	46M	Δ	28
E9HT	4B430-C010A	Rockwell (Timken)	RR23160	4.56	46M	Δ	28
E9HT	4B430-C011A	Rockwell (Timken)	RR23160	4.89	46M	Δ	28
E9HT	4B430-C013A	Rockwell (Timken)	RR23160	5.38	46M	Δ	28
E9HT	4B430-C014A	Rockwell (Timken)	RR23160	5.63	46M	Δ	28
E9HT	4B430-C029A	Rockwell (Timken)	RR23160	3.42	46M	Δ	30
E9HT	4B430-C030A	Rockwell (Timken)	RR23160	3.58	46M	Δ	30
E9HT	4B430-C031A	Rockwell (Timken)	RR23160	3.73	46M	Δ	30
E9HT	4B430-C032A	Rockwell (Timken)	RR23160	3.91	46M	Δ	30
E9HT	4B430-C033A	Rockwell (Timken)	RR23160	4.10	46M	Δ	30
E9HT	4B430-C034A	Rockwell (Timken)	RR23160	4.30	46M	Δ	30
E9HT	4B430-C035A	Rockwell (Timken)	RR23160	4.56	46M	Δ	30
E9HT	4B430-C036A	Rockwell (Timken)	RR23160	4.89	46M	Δ	30
E9HT	4B430-C038A	Rockwell (Timken)	RR23160	5.38	46M	Δ	30
E9HT	4B430-C039A	Rockwell (Timken)	RR23160	5.63	46M	Δ	30
E9HT	4B430-C054A	Rockwell (Timken)	RR23160	3.42	46M	Δ	28
E9HT	4B430-C055A	Rockwell (Timken)	RR23160	3.58	46M	Δ	28
E9HT	4B430-C056A	Rockwell (Timken)	RR23160	3.73	46M	Δ	28
E9HT	4B430-C057A	Rockwell (Timken)	RR23160	3.91	46M	Δ	28
E9HT	4B430-C058A	Rockwell (Timken)	RR23160	4.10	46M	Δ	28
E9HT	4B430-C059A	Rockwell (Timken)	RR23160	4.30	46M	Δ	28
E9HT	4B430-C060A	Rockwell (Timken)	RR23160	4.56	46M	Δ	28
E9HT	4B430-C061A	Rockwell (Timken)	RR23160	4.89	46M	Δ	28
E9HT	4B430-C063A	Rockwell (Timken)	RR23160	5.38	46M	Δ	28
E9HT	4B430-C064A	Rockwell (Timken)	RR23160	5.63	46M	Δ	28
E9HT	4B430-C079A	Rockwell (Timken)	RR23160	3.42	46M	Δ	30
E9HT	4B430-C080A	Rockwell (Timken)	RR23160	3.58	46M	Δ	30
E9HT	4B430-C081A	Rockwell (Timken)	RR23160	3.73	46M	Δ	30
E9HT	4B430-C082A	Rockwell (Timken)	RR23160	3.91	46M	Δ	30
E9HT	4B430-C083A	Rockwell (Timken)	RR23160	4.10	46M	Δ	30
E9HT	4B430-C084A	Rockwell (Timken)	RR23160	4.30	46M	Δ	30

1990/
TRUCK SERIES 600/900

REAR AXLE T.S.L. † CROSS-REFERENCE GUIDE

IDENTIFICATION AND/OR T.S.L. NUMBER	MANUFACTURER	MANUFACTURER MODEL	RATIO	CAPACITY	DRIVESHAFT SIZE	SEC.40.1 PARTS LIST NO.	
Notes: Δ Driveshaft flange not included on assy. † Truck Specification List-included in Kentucky-built trucks. — Cont'd							
E9HT	4B430-C085A	Rockwell (Timken)	RR23160	4.56	46M	Δ	30
E9HT	4B430-C086A	Rockwell (Timken)	RR23160	4.89	46M	Δ	30
E9HT	4B430-C088A	Rockwell (Timken)	RR23160	5.38	46M	Δ	30
E9HT	4B430-C089A	Rockwell (Timken)	RR23160	5.63	46M	Δ	30
E9HT	4B430-D009A	Rockwell (Timken)	RS13120	4.30	13M	Δ	6
E9HT	4B430-D011A	Rockwell (Timken)	RS13120	4.88	13M	Δ	6
E9HT	4B430-D015A	Rockwell (Timken)	RS13120	5.86	13M	Δ	6
E9HT	4B430-D016A	Rockwell (Timken)	RS13120	6.14	13M	Δ	6
E9HT	4B430-D019A	Rockwell (Timken)	RS13120	7.17	13M	Δ	6
E9HT	4B430-F056A	Rockwell (Timken)	RS15120	3.73	15M	Δ	7
E9HT	4B430-F058A	Rockwell (Timken)	RS15120	4.10	15M	Δ	7
E9HT	4B430-F059A	Rockwell (Timken)	RS15120	4.30	15M	Δ	7
E9HT	4B430-F060A	Rockwell (Timken)	RS15120	4.56	15M	Δ	7
E9HT	4B430-F061A	Rockwell (Timken)	RS15120	4.88	15M	Δ	7
E9HT	4B430-F062A	Rockwell (Timken)	RS15120	5.13	15M	Δ	7
E9HT	4B430-F065A	Rockwell (Timken)	RS15120	5.86	15M	Δ	7
E9HT	4B430-F066A	Rockwell (Timken)	RS15120	6.14	15M	Δ	7
E9HT	4B430-F069A	Rockwell (Timken)	RS15120	7.17	15M	Δ	7
E9HT	4B430-F110A	Rockwell (Timken)	RS15210	4.56/6.36	15M	Δ	8
E9HT	4B430-F111A	Rockwell (Timken)	RS15210	4.88/6.80	15M	Δ	8
E9HT	4B430-F113A	Rockwell (Timken)	RS15210	5.38/7.50	15M	Δ	8
E9HT	4B430-F115A	Rockwell (Timken)	RS15210	5.86/8.17	15M	Δ	8
E9HT	4B430-F116A	Rockwell (Timken)	RS15210	6.14/8.57	15M	Δ	8
E9HT	4B430-F118A	Rockwell (Timken)	RS15210	6.83/9.53	15M	Δ	8
E9HT	4B430-G004A	Rockwell (Timken)	RR20145	3.42	40M	Δ	25
E9HT	4B430-G005A	Rockwell (Timken)	RR20145	3.58	40M	Δ	25
E9HT	4B430-G006A	Rockwell (Timken)	RR20145	3.73	40M	Δ	25
E9HT	4B430-G007A	Rockwell (Timken)	RR20145	3.91	40M	Δ	25
E9HT	4B430-G008A	Rockwell (Timken)	RR20145	4.10	40M	Δ	25
E9HT	4B430-G009A	Rockwell (Timken)	RR20145	4.30	40M	Δ	25
E9HT	4B430-G010A	Rockwell (Timken)	RR20145	4.56	40M	Δ	25
E9HT	4B430-G011A	Rockwell (Timken)	RR20145	4.88	40M	Δ	25
E9HT	4B430-G013A	Rockwell (Timken)	RR20145	5.29	40M	Δ	25
E9HT	4B430-G015A	Rockwell (Timken)	RR20145	5.86	40M	Δ	25
E9HT	4B430-G016A	Rockwell (Timken)	RR20145	6.14	40M	Δ	25
E9HT	4B430-G017A	Rockwell (Timken)	RR20145	6.43	40M	Δ	25
E9HT	4B430-G019A	Rockwell (Timken)	RR20145	7.17	40M	Δ	25
E9HT	4B430-G029A	Rockwell (Timken)	RR20145	3.42	40M	Δ	21
E9HT	4B430-G030A	Rockwell (Timken)	RR20145	3.58	40M	Δ	21
E9HT	4B430-G031A	Rockwell (Timken)	RR20145	3.73	40M	Δ	21
E9HT	4B430-G032A	Rockwell (Timken)	RR20145	3.91	40M	Δ	21
E9HT	4B430-G033A	Rockwell (Timken)	RR20145	4.10	40M	Δ	21
E9HT	4B430-G034A	Rockwell (Timken)	RR20145	4.30	40M	Δ	21
E9HT	4B430-G035A	Rockwell (Timken)	RR20145	4.56	40M	Δ	21
E9HT	4B430-G036A	Rockwell (Timken)	RR20145	4.88	40M	Δ	21
E9HT	4B430-G038A	Rockwell (Timken)	RR20145	5.29	40M	Δ	21
E9HT	4B430-G040A	Rockwell (Timken)	RR20145	5.86	40M	Δ	21
E9HT	4B430-G079A	Rockwell (Timken)	RR20145	3.42	40M	Δ	25
E9HT	4B430-G080A	Rockwell (Timken)	RR20145	3.58	40M	Δ	25
E9HT	4B430-G081A	Rockwell (Timken)	RR20145	3.73	40M	Δ	25
E9HT	4B430-G082A	Rockwell (Timken)	RR20145	3.91	40M	Δ	25
E9HT	4B430-G083A	Rockwell (Timken)	RR20145	4.10	40M	Δ	25
E9HT	4B430-G084A	Rockwell (Timken)	RR20145	4.30	40M	Δ	25
E9HT	4B430-G085A	Rockwell (Timken)	RR20145	4.56	40M	Δ	25
E9HT	4B430-G086A	Rockwell (Timken)	RR20145	4.88	40M	Δ	25
E9HT	4B430-G088A	Rockwell (Timken)	RR20145	5.29	40M	Δ	25

1990/
TRUCK SERIES 600/900

REAR AXLE T.S.L. † CROSS-REFERENCE GUIDE

IDENTIFICATION AND/OR T.S.L. NUMBER		MANUFACTURER	MANUFACTURER MODEL	RATIO	CAPACITY	DRIVESHAFT SIZE	SEC. 40.1 PARTS LIST NO.
Notes: Δ Driveshaft flange not included on assy. † Truck Specification List-included in Kentucky-built trucks. — Cont'd							
E9HT	4B430-G090A	Rockwell (Timken)	RR20145	5.86	40M	Δ	25
E9HT	4B430-G104A	Rockwell (Timken)	RR20145	3.42	40M	Δ	21
E9HT	4B430-G105A	Rockwell (Timken)	RR20145	3.58	40M	Δ	21
E9HT	4B430-G106A	Rockwell (Timken)	RR20145	3.73	40M	Δ	21
E9HT	4B430-G107A	Rockwell (Timken)	RR20145	3.91	40M	Δ	21
E9HT	4B430-G108A	Rockwell (Timken)	RR20145	4.10	40M	Δ	21
E9HT	4B430-G109A	Rockwell (Timken)	RR20145	4.30	40M	Δ	21
E9HT	4B430-G110A	Rockwell (Timken)	RR20145	4.56	40M	Δ	21
E9HT	4B430-G111A	Rockwell (Timken)	RR20145	4.88	40M	Δ	21
E9HT	4B430-G113A	Rockwell (Timken)	RR20145	5.29	40M	Δ	21
E9HT	4B430-G115A	Rockwell (Timken)	RR20145	5.86	40M	Δ	21
E9HT	4B430-G116A	Rockwell (Timken)	RR20145	6.14	40M	Δ	21
E9HT	4B430-G117A	Rockwell (Timken)	RR20145	6.43	40M	Δ	21
E9HT	4B430-G119A	Rockwell (Timken)	RR20145	7.17	40M	Δ	21
E9HT	4B430-G154A	Rockwell (Timken)	RR20145	3.42	40M	Δ	25
E9HT	4B430-G155A	Rockwell (Timken)	RR20145	3.58	40M	Δ	25
E9HT	4B430-G156A	Rockwell (Timken)	RR20145	3.73	40M	Δ	25
E9HT	4B430-G157A	Rockwell (Timken)	RR20145	3.91	40M	Δ	25
E9HT	4B430-G158A	Rockwell (Timken)	RR20145	4.10	40M	Δ	25
E9HT	4B430-G159A	Rockwell (Timken)	RR20145	4.30	40M	Δ	25
E9HT	4B430-G160A	Rockwell (Timken)	RR20145	4.56	40M	Δ	25
E9HT	4B430-G161A	Rockwell (Timken)	RR20145	4.88	40M	Δ	25
E9HT	4B430-G163A	Rockwell (Timken)	RR20145	5.29	40M	Δ	25
E9HT	4B430-G165A	Rockwell (Timken)	RR20145	5.86	40M	Δ	25
E9HT	4B430-G179A	Rockwell (Timken)	RR20145	3.42	40M	Δ	21
E9HT	4B430-G180A	Rockwell (Timken)	RR20145	3.58	40M	Δ	21
E9HT	4B430-G181A	Rockwell (Timken)	RR20145	3.73	40M	Δ	21
E9HT	4B430-G182A	Rockwell (Timken)	RR20145	3.91	40M	Δ	21
E9HT	4B430-G183A	Rockwell (Timken)	RR20145	4.10	40M	Δ	21
E9HT	4B430-G184A	Rockwell (Timken)	RR20145	4.30	40M	Δ	21
E9HT	4B430-G185A	Rockwell (Timken)	RR20145	4.56	40M	Δ	21
E9HT	4B430-G186A	Rockwell (Timken)	RR20145	4.88	40M	Δ	21
E9HT	4B430-G188A	Rockwell (Timken)	RR20145	5.29	40M	Δ	21
E9HT	4B430-G190A	Rockwell (Timken)	RR20145	5.86	40M	Δ	21
E9HT	4B430-G279B	Rockwell (Timken)	RR20145	3.42	40M	Δ	25
E9HT	4B430-G280B	Rockwell (Timken)	RR20145	3.58	40M	Δ	25
E9HT	4B430-G281B	Rockwell (Timken)	RR20145	3.73	40M	Δ	25
E9HT	4B430-G282B	Rockwell (Timken)	RR20145	3.91	40M	Δ	25
E9HT	4B430-G283B	Rockwell (Timken)	RR20145	4.10	40M	Δ	25
E9HT	4B430-G284B	Rockwell (Timken)	RR20145	4.30	40M	Δ	25
E9HT	4B430-G285B	Rockwell (Timken)	RR20145	4.56	40M	Δ	25
E9HT	4B430-G304B	Rockwell (Timken)	RR20145	3.42	40M	Δ	21
E9HT	4B430-G305B	Rockwell (Timken)	RR20145	3.58	40M	Δ	21
E9HT	4B430-G306B	Rockwell (Timken)	RR20145	3.73	40M	Δ	21
E9HT	4B430-G307B	Rockwell (Timken)	RR20145	3.91	40M	Δ	21
E9HT	4B430-G308B	Rockwell (Timken)	RR20145	4.10	40M	Δ	21
E9HT	4B430-G309B	Rockwell (Timken)	RR20145	4.30	40M	Δ	21
E9HT	4B430-G310B	Rockwell (Timken)	RR20145	4.56	40M	Δ	21
E9HT	4B430-H156A	Rockwell (Timken)	RS17140	3.73	17.5M	Δ	9
E9HT	4B430-H157A	Rockwell (Timken)	RS17140	3.91	17.5M	Δ	9
E9HT	4B430-H158A	Rockwell (Timken)	RS17140	4.10	17.5M	Δ	9
E9HT	4B430-H159A	Rockwell (Timken)	RS17140	4.30	17.5M	Δ	9
E9HT	4B430-H160A	Rockwell (Timken)	RS17140	4.56	17.5M	Δ	9
E9HT	4B430-H161A	Rockwell (Timken)	RS17140	4.88	17.5M	Δ	9
E9HT	4B430-H163A	Rockwell (Timken)	RS17140	5.29	17.5M	Δ	9
E9HT	4B430-H165A	Rockwell (Timken)	RS17140	5.86	17.5M	Δ	9
E9HT	4B430-H167A	Rockwell (Timken)	RS17140	6.43	17.5M	Δ	9

1990/
TRUCK SERIES 600/900

REAR AXLE T.S.L. † CROSS-REFERENCE GUIDE

IDENTIFICATION AND/OR T.S.L. NUMBER		MANUFACTURER	MANUFACTURER MODEL	RATIO	CAPACITY	DRIVESHAFT SIZE	SEC.40.1 PARTS LIST NO.
Notes: Δ Driveshaft flange not included on assy. † Truck Specification List-included in Kentucky-built trucks. — Cont'd							
E9HT	4B430-H168A	Rockwell (Timken)	RS17140	6.83	17.5M	Δ	9
E9HT	4B430-H169A	Rockwell (Timken)	RS17140	7.17	17.5M	Δ	9
E9HT	4B430-H209A	Rockwell (Timken)	RS17220	4.30/6.00	17.5M	Δ	10
E9HT	4B430-H210A	Rockwell (Timken)	RS17220	4.56/6.36	17.5M	Δ	10
E9HT	4B430-H211A	Rockwell (Timken)	RS17220	4.88/6.80	17.5M	Δ	10
E9HT	4B430-H213A	Rockwell (Timken)	RS17220	5.38/7.50	17.5M	Δ	10
E9HT	4B430-H215A	Rockwell (Timken)	RS17220	5.86/8.17	17.5M	Δ	10
E9HT	4B430-H216A	Rockwell (Timken)	RS17220	6.14/8.57	17.5M	Δ	10
E9HT	4B430-H217A	Rockwell (Timken)	RS17220	6.50/9.07	17.5M	Δ	10
E9HT	4B430-H218A	Rockwell (Timken)	RS17220	6.83/9.53	17.5M	Δ	10
E9HT	4B430-H219A	Rockwell (Timken)	RS17220	7.17/10.00	17.5M	Δ	10
E9HT	4B430-J006A	Rockwell (Timken)	SL100	3.73	34M	Δ	2
E9HT	4B430-J007A	Rockwell (Timken)	SL100	3.90	34M	Δ	2
E9HT	4B430-J008A	Rockwell (Timken)	SL100	4.10	34M	Δ	2
E9HT	4B430-J009A	Rockwell (Timken)	SL100	4.33	34M	Δ	2
E9HT	4B430-J011A	Rockwell (Timken)	SL100	4.63	34M	Δ	2
E9HT	4B430-J012A	Rockwell (Timken)	SL100	4.88	34M	Δ	2
E9HT	4B430-J013A	Rockwell (Timken)	SL100	5.29	34M	Δ	2
E9HT	4B430-J015A	Rockwell (Timken)	SL100	5.86	34M	Δ	2
E9HT	4B430-J016A	Rockwell (Timken)	SL100	6.14	34M	Δ	2
E9HT	4B430-J056A	Rockwell (Timken)	SQ100	3.73	40M	Δ	4
E9HT	4B430-J057A	Rockwell (Timken)	SQ100	3.90	40M	Δ	4
E9HT	4B430-J058A	Rockwell (Timken)	SQ100	4.10	40M	Δ	4
E9HT	4B430-J059A	Rockwell (Timken)	SQ100	4.33	40M	Δ	4
E9HT	4B430-J061A	Rockwell (Timken)	SQ100	4.63	40M	Δ	4
E9HT	4B430-J062A	Rockwell (Timken)	SQ100	4.88	40M	Δ	4
E9HT	4B430-J063A	Rockwell (Timken)	SQ100	5.29	40M	Δ	4
E9HT	4B430-J065A	Rockwell (Timken)	SQ100	5.86	40M	Δ	4
E9HT	4B430-J066A	Rockwell (Timken)	SQ100	6.14	40M	Δ	4
E9HT	4B430-L004A	Rockwell (Timken)	RR17145	3.42	34M	Δ	23
E9HT	4B430-L005A	Rockwell (Timken)	RR17145	3.58	34M	Δ	23
E9HT	4B430-L006A	Rockwell (Timken)	RR17145	3.73	34M	Δ	23
E9HT	4B430-L007A	Rockwell (Timken)	RR17145	3.91	34M	Δ	23
E9HT	4B430-L008A	Rockwell (Timken)	RR17145	4.10	34M	Δ	23
E9HT	4B430-L009A	Rockwell (Timken)	RR17145	4.30	34M	Δ	23
E9HT	4B430-L010A	Rockwell (Timken)	RR17145	4.56	34M	Δ	23
E9HT	4B430-L011A	Rockwell (Timken)	RR17145	4.88	34M	Δ	23
E9HT	4B430-L013A	Rockwell (Timken)	RR17145	5.29	34M	Δ	23
E9HT	4B430-L015A	Rockwell (Timken)	RR17145	5.86	34M	Δ	23
E9HT	4B430-L016A	Rockwell (Timken)	RR17145	6.14	34M	Δ	23
E9HT	4B430-L017A	Rockwell (Timken)	RR17145	6.43	34M	Δ	23
E9HT	4B430-L019A	Rockwell (Timken)	RR17145	7.17	34M	Δ	23
E9HT	4B430-L029A	Rockwell (Timken)	RR17145	3.42	34M	Δ	23
E9HT	4B430-L030A	Rockwell (Timken)	RR17145	3.58	34M	Δ	23
E9HT	4B430-L031A	Rockwell (Timken)	RR17145	3.73	34M	Δ	23
E9HT	4B430-L032A	Rockwell (Timken)	RR17145	3.91	34M	Δ	23
E9HT	4B430-L033A	Rockwell (Timken)	RR17145	4.10	34M	Δ	23
E9HT	4B430-L034A	Rockwell (Timken)	RR17145	4.30	34M	Δ	23
E9HT	4B430-L035A	Rockwell (Timken)	RR17145	4.56	34M	Δ	23
E9HT	4B430-L036A	Rockwell (Timken)	RR17145	4.88	34M	Δ	23
E9HT	4B430-M256A	Rockwell (Timken)	RS21145	3.73	21M	Δ	11
E9HT	4B430-M257A	Rockwell (Timken)	RS21145	3.91	21M	Δ	11
E9HT	4B430-M258A	Rockwell (Timken)	RS21145	4.10	21M	Δ	11
E9HT	4B430-M259A	Rockwell (Timken)	RS21145	4.30	21M	Δ	11
E9HT	4B430-M260A	Rockwell (Timken)	RS21145	4.56	21M	Δ	11

**1990/
TRUCK SERIES 600/900**

REAR AXLE T.S.L. † CROSS-REFERENCE GUIDE

IDENTIFICATION AND/OR T.S.L. NUMBER		MANUFACTURER	MANUFACTURER MODEL	RATIO	CAPACITY	DRIVESHAFT SIZE	SEC.40.1 PARTS LIST NO.
Notes: Δ Driveshaft flange not included on assy. † Truck Specification List-included in Kentucky-built trucks. — Cont'd							
E9HT	4B430-M261A	Rockwell (Timken)	RS21145	4.88	21M	Δ	11
E9HT	4B430-M263A	Rockwell (Timken)	RS21145	5.29	21M	Δ	11
E9HT	4B430-M265A	Rockwell (Timken)	RS21145	5.86	21M	Δ	11
E9HT	4B430-M267A	Rockwell (Timken)	RS21145	6.43	21M	Δ	11
E9HT	4B430-M268A	Rockwell (Timken)	RS21145	6.83	21M	Δ	11
E9HT	4B430-M269A	Rockwell (Timken)	RS21145	7.17	21M	Δ	11
E9HT	4B430-M306A	Rockwell (Timken)	RS21145	3.73	21M	Δ	16
E9HT	4B430-M307A	Rockwell (Timken)	RS21145	3.91	21M	Δ	16
E9HT	4B430-M308A	Rockwell (Timken)	RS21145	4.10	21M	Δ	16
E9HT	4B430-M309A	Rockwell (Timken)	RS21145	4.30	21M	Δ	16
E9HT	4B430-M310A	Rockwell (Timken)	RS21145	4.56	21M	Δ	16
E9HT	4B430-M311A	Rockwell (Timken)	RS21145	4.88	21M	Δ	16
E9HT	4B430-M313A	Rockwell (Timken)	RS21145	5.29	21M	Δ	16
E9HT	4B430-M315A	Rockwell (Timken)	RS21145	5.86	21M	Δ	16
E9HT	4B430-M317A	Rockwell (Timken)	RS21145	6.43	21M	Δ	16
E9HT	4B430-M318A	Rockwell (Timken)	RS21145	6.83	21M	Δ	16
E9HT	4B430-M319A	Rockwell (Timken)	RS21145	7.17	21M	Δ	16
E9HT	4B430-M357A	Rockwell (Timken)	RS21230	3.91/5.45	21M	Δ	12
E9HT	4B430-M358A	Rockwell (Timken)	RS21230	4.10/5.72	21M	Δ	12
E9HT	4B430-M359A	Rockwell (Timken)	RS21230	4.30/6.00	21M	Δ	12
E9HT	4B430-M360A	Rockwell (Timken)	RS21230	4.56/6.36	21M	Δ	12
E9HT	4B430-M361A	Rockwell (Timken)	RS21230	4.88/6.80	21M	Δ	12
E9HT	4B430-M363A	Rockwell (Timken)	RS21230	5.38/7.50	21M	Δ	12
E9HT	4B430-M365A	Rockwell (Timken)	RS21230	5.86/8.17	21M	Δ	12
E9HT	4B430-M367A	Rockwell (Timken)	RS21230	6.50/9.07	21M	Δ	12
E9HT	4B430-M368A	Rockwell (Timken)	RS21230	6.83/9.53	21M	Δ	12
E9HT	4B430-M369A	Rockwell (Timken)	RS21230	7.17/10.00	21M	Δ	12
E9HT	4B430-R406A	Rockwell (Timken)	RS23160	3.73	23M	Δ	13
E9HT	4B430-R407A	Rockwell (Timken)	RS23160	3.91	23M	Δ	13
E9HT	4B430-R408A	Rockwell (Timken)	RS23160	4.10	23M	Δ	13
E9HT	4B430-R409A	Rockwell (Timken)	RS23160	4.30	23M	Δ	13
E9HT	4B430-R410A	Rockwell (Timken)	RS23160	4.56	23M	Δ	13
E9HT	4B430-R411A	Rockwell (Timken)	RS23160	4.89	23M	Δ	13
E9HT	4B430-R413A	Rockwell (Timken)	RS23160	5.38	23M	Δ	13
E9HT	4B430-R414A	Rockwell (Timken)	RS23160	5.63	23M	Δ	13
E9HT	4B430-R416A	Rockwell (Timken)	RS23160	6.14	23M	Δ	13
E9HT	4B430-R418A	Rockwell (Timken)	RS23160	6.83	23M	Δ	13
E9HT	4B430-R419A	Rockwell (Timken)	RS23160	7.17	23M	Δ	13
E9HT	4B430-R454A	Rockwell (Timken)	RS23160	3.42	23M	Δ	17
E9HT	4B430-R455A	Rockwell (Timken)	RS23160	3.58	23M	Δ	17
E9HT	4B430-R456A	Rockwell (Timken)	RS23160	3.73	23M	Δ	17
E9HT	4B430-R457A	Rockwell (Timken)	RS23160	3.91	23M	Δ	17
E9HT	4B430-R458A	Rockwell (Timken)	RS23160	4.10	23M	Δ	17
E9HT	4B430-R459A	Rockwell (Timken)	RS23160	4.30	23M	Δ	17
E9HT	4B430-R460A	Rockwell (Timken)	RS23160	4.56	23M	Δ	17
E9HT	4B430-R461A	Rockwell (Timken)	RS23160	4.89	23M	Δ	17
E9HT	4B430-R463A	Rockwell (Timken)	RS23160	5.38	23M	Δ	17
E9HT	4B430-R464A	Rockwell (Timken)	RS23160	5.63	23M	Δ	17
E9HT	4B430-R466A	Rockwell (Timken)	RS23160	6.14	23M	Δ	17
E9HT	4B430-R468A	Rockwell (Timken)	RS23160	6.83	23M	Δ	17
E9HT	4B430-R469A	Rockwell (Timken)	RS23160	7.17	23M	Δ	17
E9HT	4B430-R504A	Rockwell (Timken)	RS23160	3.42	23M	Δ	13
E9HT	4B430-R506A	Rockwell (Timken)	RS23160	3.73	23M	Δ	13
E9HT	4B430-R507A	Rockwell (Timken)	RS23160	3.91	23M	Δ	13

1990/
TRUCK SERIES 600/900

REAR AXLE T.S.L. † CROSS-REFERENCE GUIDE

IDENTIFICATION AND/OR T.S.L. NUMBER	MANUFACTURER	MANUFACTURER MODEL	RATIO	CAPACITY	DRIVESHAFT SIZE	SEC.40.1 PARTS LIST NO.	
Notes: Δ Driveshaft flange not included on assy. † Truck Specification List-included in Kentucky-built trucks. — Cont'd							
E9HT	4B430-R508A	Rockwell (Timken)	RS23160	4.10	23M	Δ	13
E9HT	4B430-R554A	Rockwell (Timken)	RS23160	3.42	23M	Δ	17
E9HT	4B430-R555A	Rockwell (Timken)	RS23160	3.58	23M	Δ	17
E9HT	4B430-R556A	Rockwell (Timken)	RS23160	3.73	23M	Δ	17
E9HT	4B430-R557A	Rockwell (Timken)	RS23160	3.91	23M	Δ	17
E9HT	4B430-R558A	Rockwell (Timken)	RS23160	4.10	23M	Δ	17
E9HT	4B430-R604A	Rockwell (Timken)	RS23180	3.42	23M	Δ	14
E9HT	4B430-R605A	Rockwell (Timken)	RS23180	3.58	23M	Δ	14
E9HT	4B430-R606A	Rockwell (Timken)	RS23180	3.73	23M	Δ	14
E9HT	4B430-R607A	Rockwell (Timken)	RS23180	3.91	23M	Δ	14
E9HT	4B430-R608A	Rockwell (Timken)	RS23180	4.10	23M	Δ	14
E9HT	4B430-R609A	Rockwell (Timken)	RS23180	4.30	23M	Δ	14
E9HT	4B430-R610A	Rockwell (Timken)	RS23180	4.56	23M	Δ	14
E9HT	4B430-R611A	Rockwell (Timken)	RS23180	4.89	23M	Δ	14
E9HT	4B430-R613A	Rockwell (Timken)	RS23180	5.38	23M	Δ	14
E9HT	4B430-R614A	Rockwell (Timken)	RS23180	5.63	23M	Δ	14
E9HT	4B430-R654A	Rockwell (Timken)	RS23180	3.42	23M	Δ	18
E9HT	4B430-R655A	Rockwell (Timken)	RS23180	3.58	23M	Δ	18
E9HT	4B430-R656A	Rockwell (Timken)	RS23180	3.73	23M	Δ	18
E9HT	4B430-R657A	Rockwell (Timken)	RS23180	3.91	23M	Δ	18
E9HT	4B430-R658A	Rockwell (Timken)	RS23180	4.10	23M	Δ	18
E9HT	4B430-R659A	Rockwell (Timken)	RS23180	4.30	23M	Δ	18
E9HT	4B430-R660A	Rockwell (Timken)	RS23180	4.56	23M	Δ	18
E9HT	4B430-R661A	Rockwell (Timken)	RS23180	4.89	23M	Δ	18
E9HT	4B430-R663A	Rockwell (Timken)	RS23180	5.38	23M	Δ	18
E9HT	4B430-R664A	Rockwell (Timken)	RS23180	5.63	23M	Δ	18
E9HT	4B430-R704A	Rockwell (Timken)	RS23180	3.42	23M	Δ	14
E9HT	4B430-R705A	Rockwell (Timken)	RS23180	3.58	23M	Δ	14
E9HT	4B430-R706A	Rockwell (Timken)	RS23180	3.73	23M	Δ	14
E9HT	4B430-R707A	Rockwell (Timken)	RS23180	3.91	23M	Δ	14
E9HT	4B430-R708A	Rockwell (Timken)	RS23180	4.10	23M	Δ	14
E9HT	4B430-R754A	Rockwell (Timken)	RS23180	3.42	23M	Δ	18
E9HT	4B430-R755A	Rockwell (Timken)	RS23180	3.58	23M	Δ	18
E9HT	4B430-R756A	Rockwell (Timken)	RS23180	3.73	23M	Δ	18
E9HT	4B430-R757A	Rockwell (Timken)	RS23180	3.91	23M	Δ	18
E9HT	4B430-R758A	Rockwell (Timken)	RS23180	4.10	23M	Δ	18
E9HT	4B430-R808A	Rockwell (Timken)	RS23240	4.10/5.59	23M	Δ	15
E9HT	4B430-R809A	Rockwell (Timken)	RS23240	4.30/5.86	23M	Δ	15
E9HT	4B430-R810A	Rockwell (Timken)	RS23240	4.56/6.22	23M	Δ	15
E9HT	4B430-R811A	Rockwell (Timken)	RS23240	4.88/6.65	23M	Δ	15
E9HT	4B430-R813A	Rockwell (Timken)	RS23240	5.38/7.33	23M	Δ	15
E9HT	4B430-R814A	Rockwell (Timken)	RS23240	5.57/7.60	23M	Δ	15
E9HT	4B430-R816A	Rockwell (Timken)	RS23240	6.14/8.38	23M	Δ	15
E9HT	4B430-R817A	Rockwell (Timken)	RS23240	6.50/8.86	23M	Δ	15
E9HT	4B430-R819A	Rockwell (Timken)	RS23240	7.17/9.77	23M	Δ	15
7T-H235A (E7HT 4005-H235A)	Rockwell (Timken)	RS17220	4.88/6.80	17.5M	1550	10	
7T-M934A (E7HT 4005-M934A)	Rockwell (Timken)	RS21230	4.56/6.36	21M	1550	12	
7T-M935A (E7HT 4005-M935A)	Rockwell (Timken)	RS21230	4.88/6.80	21M	1550	12	
7T-M939A (E7HT 4005-M939A)	Rockwell (Timken)	RS21230	5.86/8.17	21M	1550	12	
7T-M959A (E7HT 4005-M959A)	Rockwell (Timken)	RS21230	4.56/6.36	21M	1610	12	

1990/
TRUCK SERIES 600/900

REAR AXLE T.S.L. † CROSS-REFERENCE GUIDE

IDENTIFICATION AND/OR T.S.L. NUMBER	MANUFACTURER	MANUFACTURER MODEL	RATIO	CAPACITY	DRIVESHAFT SIZE	SEC.40.1 PARTS LIST NO.
Notes: Δ Driveshaft flange not included on assy. † Truck Specification List-included in Kentucky-built trucks. — Cont'd						
7T-M984A (E7HT 4005-M984A)	Rockwell (Timken)	RS21230	4.56/6.36	21M	1710	12
7T-R909A (E7HT 4005-R909A)	Rockwell (Timken)	RS23240	4.56/6.22	23M	1610	15
7T-R934A (E7HT 4005-R934A)	Rockwell (Timken)	RS23240	4.56/6.22	23M	1710	15
8T-M584A (E8HT 4005-M584A)	Rockwell (Timken)	RS21145	4.56	21M	1550	16
8T-M585A (E8HT 4005-M585A)	Rockwell (Timken)	RS21145	4.88	21M	1550	16
8T-M634A (E8HT 4005-M634A)	Rockwell (Timken)	RS21145	4.56	21M	1610	16
8T-M684A (E8HT 4005-M684A)	Rockwell (Timken)	RS21145	4.56	21M	1710	16
9T-A004A (E9HT 4A375-A004A)	Rockwell (Timken)	RD23160	3.42	46M	Δ	27
9T-A005A (E9HT 4A375-A005A)	Rockwell (Timken)	RD23160	3.58	46M	Δ	27
9T-A006A (E9HT 4A375-A006A)	Rockwell (Timken)	RD23160	3.73	46M	Δ	27
9T-A007A (E9HT 4A375-A007A)	Rockwell (Timken)	RD23160	3.91	46M	Δ	27
9T-A008A (E9HT 4A375-A008A)	Rockwell (Timken)	RD23160	4.10	46M	Δ	27
9T-A009A (E9HT 4A375-A009A)	Rockwell (Timken)	RD23160	4.30	46M	Δ	27
9T-A010A (E9HT 4A375-A010A)	Rockwell (Timken)	RD23160	4.56	46M	Δ	27
9T-A011A (E9HT 4A375-A011A)	Rockwell (Timken)	RD23160	4.89	46M	Δ	27
9T-A013A (E9HT 4A375-A013A)	Rockwell (Timken)	RD23160	5.38	46M	Δ	27
9T-A014A (E9HT 4A375-A014A)	Rockwell (Timken)	RD23160	5.63	46M	Δ	27
9T-A054A (E9HT 4A375-A054A)	Rockwell (Timken)	RD23160	3.42	46M	Δ	27
9T-A055A (E9HT 4A375-A055A)	Rockwell (Timken)	RD23160	3.58	46M	Δ	27
9T-A056A (E9HT 4A375-A056A)	Rockwell (Timken)	RD23160	3.73	46M	Δ	27
9T-A057A (E9HT 4A375-A057A)	Rockwell (Timken)	RD23160	3.91	46M	Δ	27
9T-A058A (E9HT 4A375-A058A)	Rockwell (Timken)	RD23160	4.10	46M	Δ	27
9T-A059A (E9HT 4A375-A059A)	Rockwell (Timken)	RD23160	4.30	46M	Δ	27
9T-A060A (E9HT 4A375-A060A)	Rockwell (Timken)	RD23160	4.56	46M	Δ	27
9T-A061A (E9HT 4A375-A061A)	Rockwell (Timken)	RD23160	4.89	46M	Δ	27
9T-A063A (E9HT 4A375-A063A)	Rockwell (Timken)	RD23160	5.38	46M	Δ	27
9T-A064A (E9HT 4A375-A064A)	Rockwell (Timken)	RD23160	5.63	46M	Δ	27
9T-A105A (E9HT 4A375-A105A)	Rockwell (Timken)	RD23160	3.58	46M	Δ	27
9T-A106A (E9HT 4A375-A106A)	Rockwell (Timken)	RD23160	3.73	46M	Δ	27
9T-A107A (E9HT 4A375-A107A)	Rockwell (Timken)	RD23160	3.91	46M	Δ	27
9T-A108A (E9HT 4A375-A108A)	Rockwell (Timken)	RD23160	4.10	46M	Δ	27
9T-B029A (E9HT 4A375-B029A)	Rockwell (Timken)	RP23160	3.42	46M	Δ	29
9T-B030A (E9HT 4A375-B030A)	Rockwell (Timken)	RP23160	3.58	46M	Δ	29
9T-B031A (E9HT 4A375-B031A)	Rockwell (Timken)	RP23160	3.73	46M	Δ	29
9T-B032A (E9HT 4A375-B032A)	Rockwell (Timken)	RP23160	3.91	46M	Δ	29
9T-B033A (E9HT 4A375-B033A)	Rockwell (Timken)	RP23160	4.10	46M	Δ	29
9T-B034A (E9HT 4A375-B034A)	Rockwell (Timken)	RP23160	4.30	46M	Δ	29
9T-B035A (E9HT 4A375-B035A)	Rockwell (Timken)	RP23160	4.56	46M	Δ	29
9T-B036A (E9HT 4A375-B036A)	Rockwell (Timken)	RP23160	4.89	46M	Δ	29
9T-B038A (E9HT 4A375-B038A)	Rockwell (Timken)	RP23160	5.38	46M	Δ	29
9T-B039A (E9HT 4A375-B039A)	Rockwell (Timken)	RP23160	5.63	46M	Δ	29
9T-B079A (E9HT 4A375-B079A)	Rockwell (Timken)	RP23160	3.42	46M	Δ	29
9T-B080A (E9HT 4A375-B080A)	Rockwell (Timken)	RP23160	3.58	46M	Δ	29
9T-B081A (E9HT 4A375-B081A)	Rockwell (Timken)	RP23160	3.73	46M	Δ	29
9T-B082A (E9HT 4A375-B082A)	Rockwell (Timken)	RP23160	3.91	46M	Δ	29
9T-B083A (E9HT 4A375-B083A)	Rockwell (Timken)	RP23160	4.10	46M	Δ	29
9T-B084A (E9HT 4A375-B084A)	Rockwell (Timken)	RP23160	4.30	46M	Δ	29
9T-B085A (E9HT 4A375-B085A)	Rockwell (Timken)	RP23160	4.56	46M	Δ	29
9T-B086A (E9HT 4A375-B086A)	Rockwell (Timken)	RP23160	4.89	46M	Δ	29

1990/
TRUCK SERIES 600/900

REAR AXLE T.S.L. † CROSS-REFERENCE GUIDE

IDENTIFICATION AND/OR T.S.L. NUMBER	MANUFACTURER	MANUFACTURER MODEL	RATIO	CAPACITY	DRIVESHAFT SIZE	SEC.40.1 PARTS LIST NO.
Notes: Δ Driveshaft flange not included on assy. † Truck Specification List-included in Kentucky-built trucks. — Cont'd						
9T-B088A (E9HT 4A375-B088A)	Rockwell (Timken)	RP23160	5.38	46M	Δ	29
9T-B089A (E9HT 4A375-B089A)	Rockwell (Timken)	RP23160	5.63	46M	Δ	29
9T-B130A (E9HT 4A375-B130A)	Rockwell (Timken)	RP23160	3.58	46M	Δ	29
9T-B131A (E9HT 4A375-B131A)	Rockwell (Timken)	RP23160	3.73	46M	Δ	29
9T-B132A (E9HT 4A375-B132A)	Rockwell (Timken)	RP23160	3.91	46M	Δ	29
9T-B133A (E9HT 4A375-B133A)	Rockwell (Timken)	RP23160	4.10	46M	Δ	29
9T-C004A (E9HT 4B430-C004A)	Rockwell (Timken)	RP23160	3.42	46M	Δ	28
9T-C005A (E9HT 4B430-C005A)	Rockwell (Timken)	RR23160	3.58	46M	Δ	28
9T-C006A (E9HT 4B430-C006A)	Rockwell (Timken)	RR23160	3.73	46M	Δ	28
9T-C007A (E9HT 4B430-C007A)	Rockwell (Timken)	RR23160	3.91	46M	Δ	28
9T-C008A (E9HT 4B430-C008A)	Rockwell (Timken)	RR23160	4.10	46M	Δ	28
9T-C009A (E9HT 4B430-C009A)	Rockwell (Timken)	RR23160	4.30	46M	Δ	28
9T-C010A (E9HT 4B430-C010A)	Rockwell (Timken)	RR23160	4.56	46M	Δ	28
9T-C011A (E9HT 4B430-C011A)	Rockwell (Timken)	RR23160	4.89	46M	Δ	28
9T-C013A (E9HT 4B430-C013A)	Rockwell (Timken)	RR23160	5.38	46M	Δ	28
9T-C014A (E9HT 4B430-C014A)	Rockwell (Timken)	RR23160	5.63	46M	Δ	28
9T-C029A (E9HT 4B430-C029A)	Rockwell (Timken)	RR23160	3.42	46M	Δ	30
9T-C030A (E9HT 4B430-C030A)	Rockwell (Timken)	RR23160	3.58	46M	Δ	30
9T-C031A (E9HT 4B430-C031A)	Rockwell (Timken)	RR23160	3.73	46M	Δ	30
9T-C032A (E9HT 4B430-C032A)	Rockwell (Timken)	RR23160	3.91	46M	Δ	30
9T-C033A (E9HT 4B430-C033A)	Rockwell (Timken)	RR23160	4.10	46M	Δ	30
9T-C034A (E9HT 4B430-C034A)	Rockwell (Timken)	RR23160	4.30	46M	Δ	30
9T-C035A (E9HT 4B430-C035A)	Rockwell (Timken)	RR23160	4.56	46M	Δ	30
9T-C036A (E9HT 4B430-C036A)	Rockwell (Timken)	RR23160	4.89	46M	Δ	30
9T-C038A (E9HT 4B430-C038A)	Rockwell (Timken)	RR23160	5.38	46M	Δ	30
9T-C039A (E9HT 4B430-C039A)	Rockwell (Timken)	RR23160	5.63	46M	Δ	30
9T-C054A (E9HT 4B430-C054A)	Rockwell (Timken)	RR23160	3.42	46M	Δ	28
9T-C055A (E9HT 4B430-C055A)	Rockwell (Timken)	RR23160	3.58	46M	Δ	28
9T-C056A (E9HT 4B430-C056A)	Rockwell (Timken)	RR23160	3.73	46M	Δ	28
9T-C057A (E9HT 4B430-C057A)	Rockwell (Timken)	RR23160	3.91	46M	Δ	28
9T-C058A (E9HT 4B430-C058A)	Rockwell (Timken)	RR23160	4.10	46M	Δ	28
9T-C059A (E9HT 4B430-C059A)	Rockwell (Timken)	RR23160	4.30	46M	Δ	28
9T-C060A (E9HT 4B430-C060A)	Rockwell (Timken)	RR23160	4.56	46M	Δ	28
9T-C061A (E9HT 4B430-C061A)	Rockwell (Timken)	RR23160	4.89	46M	Δ	28
9T-C063A (E9HT 4B430-C063A)	Rockwell (Timken)	RR23160	5.38	46M	Δ	28
9T-C064A (E9HT 4B430-C064A)	Rockwell (Timken)	RR23160	5.63	46M	Δ	28
9T-C079A (E9HT 4B430-C079A)	Rockwell (Timken)	RR23160	3.42	46M	Δ	30
9T-C080A (E9HT 4B430-C080A)	Rockwell (Timken)	RR23160	3.58	46M	Δ	30
9T-C081A (E9HT 4B430-C081A)	Rockwell (Timken)	RR23160	3.73	46M	Δ	30
9T-C082A (E9HT 4B430-C082A)	Rockwell (Timken)	RR23160	3.91	46M	Δ	30
9T-C083A (E9HT 4B430-C083A)	Rockwell (Timken)	RR23160	4.10	46M	Δ	30
9T-C084A (E9HT 4B430-C084A)	Rockwell (Timken)	RR23160	4.30	46M	Δ	30
9T-C085A (E9HT 4B430-C085A)	Rockwell (Timken)	RR23160	4.56	46M	Δ	30
9T-C086A (E9HT 4B430-C086A)	Rockwell (Timken)	RR23160	4.89	46M	Δ	30
9T-C088A (E9HT 4B430-C088A)	Rockwell (Timken)	RR23160	5.38	46M	Δ	30
9T-C089A (E9HT 4B430-C089A)	Rockwell (Timken)	RR23160	5.63	46M	Δ	30
9T-D009A (E9HT 4B430-D009A)	Rockwell (Timken)	RS13120	4.30	13M	Δ	6
9T-D011A (E9HT 4B430-D011A)	Rockwell (Timken)	RS13120	4.88	13M	Δ	6
9T-D015A (E9HT 4B430-D015A)	Rockwell (Timken)	RS13120	5.86	13M	Δ	6
9T-D016A (E9HT 4B430-D016A)	Rockwell (Timken)	RS13120	6.14	13M	Δ	6
9T-D019A (E9HT 4B430-D019A)	Rockwell (Timken)	RS13120	7.17	13M	Δ	6
9T-E006A (E9HT 4A375-E006A)	Rockwell (Timken)	SL100	3.73	34M	Δ	1
9T-E007A (E9HT 4A375-E007A)	Rockwell (Timken)	SL100	3.90	34M	Δ	1

1990/
TRUCK SERIES 600/900

REAR AXLE T.S.L. † CROSS-REFERENCE GUIDE

IDENTIFICATION AND/OR T.S.L. NUMBER	MANUFACTURER	MANUFACTURER MODEL	RATIO	CAPACITY	DRIVESHAFT SIZE	SEC. 40.1 PARTS LIST NO.
Notes: Δ Driveshaft flange not included on assy. † Truck Specification List-included in Kentucky-built trucks. — Cont'd						
9T-E008A (E9HT 4A375-E008A)	Rockwell (Timken)	SL100	4.10	34M	Δ	1
9T-E009A (E9HT 4A375-E009A)	Rockwell (Timken)	SL100	4.33	34M	Δ	1
9T-E011A (E9HT 4A375-E011A)	Rockwell (Timken)	SL100	4.63	34M	Δ	1
9T-E012A (E9HT 4A375-E012A)	Rockwell (Timken)	SL100	4.88	34M	Δ	1
9T-E013A (E9HT 4A375-E013A)	Rockwell (Timken)	SL100	5.29	34M	Δ	1
9T-E015A (E9HT 4A375-E015A)	Rockwell (Timken)	SL100	5.86	34M	Δ	1
9T-E016A (E9HT 4A375-E016A)	Rockwell (Timken)	SL100	6.14	34M	Δ	1
9T-E056A (E9HT 4A375-E056A)	Rockwell (Timken)	SQ100	3.73	40M	Δ	3
9T-E058A (E9HT 4A375-E058A)	Rockwell (Timken)	SQ100	4.10	40M	Δ	3
9T-E059A (E9HT 4A375-E059A)	Rockwell (Timken)	SQ100	4.33	40M	Δ	3
9T-E061A (E9HT 4A375-E061A)	Rockwell (Timken)	SQ100	4.63	40M	Δ	3
9T-E062A (E9HT 4A375-E062A)	Rockwell (Timken)	SQ100	4.88	40M	Δ	3
9T-E063A (E9HT 4A375-E063A)	Rockwell (Timken)	SQ100	5.29	40M	Δ	3
9T-E065A (E9HT 4A375-E065A)	Rockwell (Timken)	SQ100	5.86	40M	Δ	3
9T-E066A (E9HT 4A375-E066A)	Rockwell (Timken)	SQ100	6.14	40M	Δ	3
9T-E105A (E9HT 4A375-E105A)	Rockwell (Timken)	SQ100-P	3.55	40M	Δ	5
9T-E107A (E9HT 4A375-E107A)	Rockwell (Timken)	SQ100-P	3.90	40M	Δ	5
9T-E108A (E9HT 4A375-E108A)	Rockwell (Timken)	SQ100-P	4.10	40M	Δ	5
9T-E109A (E9HT 4A375-E109A)	Rockwell (Timken)	SQ100-P	4.33	40M	Δ	5
9T-E111A (E9HT 4A375-E111A)	Rockwell (Timken)	SQ100-P	4.63	40M	Δ	5
9T-E112A (E9HT 4A375-E112A)	Rockwell (Timken)	SQ100-P	4.88	40M	Δ	5
9T-E113A (E9HT 4A375-E113A)	Rockwell (Timken)	SQ100-P	5.29	40M	Δ	5
9T-E115A (E9HT 4A375-E115A)	Rockwell (Timken)	SQ100-P	5.86	40M	Δ	5
9T-E116A (E9HT 4A375-E116A)	Rockwell (Timken)	SQ100-P	6.14	40M	Δ	5
9T-F056A (E9HT 4B430-F056A)	Rockwell (Timken)	RS15120	3.73	15M	Δ	7
9T-F058A (E9HT 4B430-F058A)	Rockwell (Timken)	RS15120	4.10	15M	Δ	7
9T-F059A (E9HT 4B430-F059A)	Rockwell (Timken)	RS15120	4.30	15M	Δ	7
9T-F060A (E9HT 4B430-F060A)	Rockwell (Timken)	RS15120	4.56	15M	Δ	7
9T-F061A (E9HT 4B430-F061A)	Rockwell (Timken)	RS15120	4.88	15M	Δ	7
9T-F062A (E9HT 4B430-F062A)	Rockwell (Timken)	RS15120	5.13	15M	Δ	7
9T-F065A (E9HT 4B430-F065A)	Rockwell (Timken)	RS15120	5.86	15M	Δ	7
9T-F066A (E9HT 4B430-F066A)	Rockwell (Timken)	RS15120	6.14	15M	Δ	7
9T-F069A (E9HT 4B430-F069A)	Rockwell (Timken)	RS15120	7.17	15M	Δ	7
9T-F110A (E9HT 4B430-F110A)	Rockwell (Timken)	RS15210	4.56/6.36	15M	Δ	8
9T-F111A (E9HT 4B430-F111A)	Rockwell (Timken)	RS15210	4.88/6.80	15M	Δ	8
9T-F113A (E9HT 4B430-F113A)	Rockwell (Timken)	RS15210	5.38/7.50	15M	Δ	8
9T-F115A (E9HT 4B430-F115A)	Rockwell (Timken)	RS15210	5.86/8.17	15M	Δ	8
9T-F116A (E9HT 4B430-F116A)	Rockwell (Timken)	RS15210	6.14/8.57	15M	Δ	8
9T-F118A (E9HT 4B430-F118A)	Rockwell (Timken)	RS15210	6.83/9.53	15M	Δ	8
9T-G004A (E9HT 4B430-G004A)	Rockwell (Timken)	RR20145	3.42	40M	Δ	25
9T-G005A (E9HT 4B430-G005A)	Rockwell (Timken)	RR20145	3.58	40M	Δ	25
9T-G006A (E9HT 4B430-G006A)	Rockwell (Timken)	RR20145	3.73	40M	Δ	25
9T-G007A (E9HT 4B430-G007A)	Rockwell (Timken)	RR20145	3.91	40M	Δ	25
9T-G008A (E9HT 4B430-G008A)	Rockwell (Timken)	RR20145	4.10	40M	Δ	25
9T-G009A (E9HT 4B430-G009A)	Rockwell (Timken)	RR20145	4.30	40M	Δ	25
9T-G010A (E9HT 4B430-G010A)	Rockwell (Timken)	RR20145	4.56	40M	Δ	25
9T-G011A (E9HT 4B430-G011A)	Rockwell (Timken)	RR20145	4.88	40M	Δ	25
9T-G013A (E9HT 4B430-G013A)	Rockwell (Timken)	RR20145	5.29	40M	Δ	25
9T-G015A (E9HT 4B430-G015A)	Rockwell (Timken)	RR20145	5.86	40M	Δ	25
9T-G016A (E9HT 4B430-G016A)	Rockwell (Timken)	RR20145	6.14	40M	Δ	25
9T-G017A (E9HT 4B430-G017A)	Rockwell (Timken)	RR20145	6.43	40M	Δ	25
9T-G019A (E9HT 4B430-G019A)	Rockwell (Timken)	RR20145	7.17	40M	Δ	25
9T-G029A (E9HT 4B430-G029A)	Rockwell (Timken)	RR20145	3.42	40M	Δ	21
9T-G030A (E9HT 4B430-G030A)	Rockwell (Timken)	RR20145	3.58	40M	Δ	21
9T-G031A (E9HT 4B430-G031A)	Rockwell (Timken)	RR20145	3.73	40M	Δ	21
9T-G032A (E9HT 4B430-G032A)	Rockwell (Timken)	RR20145	3.91	40M	Δ	21

1990/
TRUCK SERIES 600/900

REAR AXLE T.S.L. † CROSS-REFERENCE GUIDE

IDENTIFICATION AND/OR T.S.L. NUMBER	MANUFACTURER	MANUFACTURER MODEL	RATIO	CAPACITY	DRIVESHAFT SIZE	SEC.40.1 PARTS LIST NO.
Notes: Δ Driveshaft flange not included on assy. † Truck Specification List-included in Kentucky-built trucks. — Cont'd						
9T-G033A (E9HT 4B430-G033A)	Rockwell (Timken)	RR20145	4.10	40M	Δ	21
9T-G034A (E9HT 4B430-G034A)	Rockwell (Timken)	RR20145	4.30	40M	Δ	21
9T-G035A (E9HT 4B430-G035A)	Rockwell (Timken)	RR20145	4.56	40M	Δ	21
9T-G036A (E9HT 4B430-G036A)	Rockwell (Timken)	RR20145	4.88	40M	Δ	21
9T-G038A (E9HT 4B430-G038A)	Rockwell (Timken)	RR20145	5.29	40M	Δ	21
9T-G040A (E9HT 4B430-G040A)	Rockwell (Timken)	RR20145	5.86	40M	Δ	21
9T-G079A (E9HT 4B430-G079A)	Rockwell (Timken)	RR20145	3.42	40M	Δ	25
9T-G080A (E9HT 4B430-G080A)	Rockwell (Timken)	RR20145	3.58	40M	Δ	25
9T-G081A (E9HT 4B430-G081A)	Rockwell (Timken)	RR20145	3.73	40M	Δ	25
9T-G082A (E9HT 4B430-G082A)	Rockwell (Timken)	RR20145	3.91	40M	Δ	25
9T-G083A (E9HT 4B430-G083A)	Rockwell (Timken)	RR20145	4.10	40M	Δ	25
9T-G084A (E9HT 4B430-G084A)	Rockwell (Timken)	RR20145	4.30	40M	Δ	25
9T-G085A (E9HT 4B430-G085A)	Rockwell (Timken)	RR20145	4.56	40M	Δ	25
9T-G086A (E9HT 4B430-G086A)	Rockwell (Timken)	RR20145	4.88	40M	Δ	25
9T-G088A (E9HT 4B430-G088A)	Rockwell (Timken)	RR20145	5.29	40M	Δ	25
9T-G090A (E9HT 4B430-G090A)	Rockwell (Timken)	RR20145	5.86	40M	Δ	25
9T-G104A (E9HT 4B430-G104A)	Rockwell (Timken)	RR20145	3.42	40M	Δ	21
9T-G105A (E9HT 4B430-G105A)	Rockwell (Timken)	RR20145	3.58	40M	Δ	21
9T-G106A (E9HT 4B430-G106A)	Rockwell (Timken)	RR20145	3.73	40M	Δ	21
9T-G107A (E9HT 4B430-G107A)	Rockwell (Timken)	RR20145	3.91	40M	Δ	21
9T-G108A (E9HT 4B430-G108A)	Rockwell (Timken)	RR20145	4.10	40M	Δ	21
9T-G109A (E9HT 4B430-G109A)	Rockwell (Timken)	RR20145	4.30	40M	Δ	21
9T-G110A (E9HT 4B430-G110A)	Rockwell (Timken)	RR20145	4.56	40M	Δ	21
9T-G111A (E9HT 4B430-G111A)	Rockwell (Timken)	RR20145	4.88	40M	Δ	21
9T-G113A (E9HT 4B430-G113A)	Rockwell (Timken)	RR20145	5.29	40M	Δ	21
9T-G115A (E9HT 4B430-G115A)	Rockwell (Timken)	RR20145	5.86	40M	Δ	21
9T-G116A (E9HT 4B430-G116A)	Rockwell (Timken)	RR20145	6.14	40M	Δ	21
9T-G117A (E9HT 4B430-G117A)	Rockwell (Timken)	RR20145	6.43	40M	Δ	21
9T-G119A (E9HT 4B430-G119A)	Rockwell (Timken)	RR20145	7.17	40M	Δ	21
9T-G154A (E9HT 4B430-G154A)	Rockwell (Timken)	RR20145	3.42	40M	Δ	25
9T-G155A (E9HT 4B430-G155A)	Rockwell (Timken)	RR20145	3.58	40M	Δ	25
9T-G156A (E9HT 4B430-G156A)	Rockwell (Timken)	RR20145	3.73	40M	Δ	25
9T-G157A (E9HT 4B430-G157A)	Rockwell (Timken)	RR20145	3.91	40M	Δ	25
9T-G158A (E9HT 4B430-G158A)	Rockwell (Timken)	RR20145	4.10	40M	Δ	25
9T-G159A (E9HT 4B430-G159A)	Rockwell (Timken)	RR20145	4.30	40M	Δ	25
9T-G160A (E9HT 4B430-G160A)	Rockwell (Timken)	RR20145	4.56	40M	Δ	25
9T-G161A (E9HT 4B430-G161A)	Rockwell (Timken)	RR20145	4.88	40M	Δ	25
9T-G163A (E9HT 4B430-G163A)	Rockwell (Timken)	RR20145	5.29	40M	Δ	25
9T-G165A (E9HT 4B430-G165A)	Rockwell (Timken)	RR20145	5.86	40M	Δ	25
9T-G179A (E9HT 4B430-G179A)	Rockwell (Timken)	RR20145	3.42	40M	Δ	21
9T-G180A (E9HT 4B430-G180A)	Rockwell (Timken)	RR20145	3.58	40M	Δ	21
9T-G181A (E9HT 4B430-G181A)	Rockwell (Timken)	RR20145	3.73	40M	Δ	21
9T-G182A (E9HT 4B430-G182A)	Rockwell (Timken)	RR20145	3.91	40M	Δ	21
9T-G183A (E9HT 4B430-G183A)	Rockwell (Timken)	RR20145	4.10	40M	Δ	21
9T-G184A (E9HT 4B430-G184A)	Rockwell (Timken)	RR20145	4.30	40M	Δ	21
9T-G185A (E9HT 4B430-G185A)	Rockwell (Timken)	RR20145	4.56	40M	Δ	21
9T-G186A (E9HT 4B430-G186A)	Rockwell (Timken)	RR20145	4.88	40M	Δ	21
9T-G188A (E9HT 4B430-G188A)	Rockwell (Timken)	RR20145	5.29	40M	Δ	21
9T-G190A (E9HT 4B430-G190A)	Rockwell (Timken)	RR20145	5.86	40M	Δ	21
9T-G279B (E9HT 4B430-G279B)	Rockwell (Timken)	RR20145	3.42	40M	Δ	25
9T-G280B (E9HT 4B430-G280B)	Rockwell (Timken)	RR20145	3.58	40M	Δ	25
9T-G281B (E9HT 4B430-G281B)	Rockwell (Timken)	RR20145	3.73	40M	Δ	25
9T-G282B (E9HT 4B430-G282B)	Rockwell (Timken)	RR20145	3.91	40M	Δ	25
9T-G283B (E9HT 4B430-G283B)	Rockwell (Timken)	RR20145	4.10	40M	Δ	25

1990/
TRUCK SERIES 600/900

REAR AXLE T.S.L. † CROSS-REFERENCE GUIDE

IDENTIFICATION AND/OR T.S.L. NUMBER	MANUFACTURER	MANUFACTURER MODEL	RATIO	CAPACITY	DRIVESHAFT SIZE	SEC.40.1 PARTS LIST NO.
Notes: Δ Driveshaft flange not included on assy. † Truck Specification List-included in Kentucky-built trucks. — Cont'd						
9T-G284B (E9HT 4B430-G284B)	Rockwell (Timken)	RR20145	4.30	40M	Δ	25
9T-G285B (E9HT 4B430-G285B)	Rockwell (Timken)	RR20145	4.56	40M	Δ	25
9T-G304B (E9HT 4B430-G304B)	Rockwell (Timken)	RR20145	3.42	40M	Δ	21
9T-G305B (E9HT 4B430-G305B)	Rockwell (Timken)	RR20145	3.58	40M	Δ	21
9T-G306B (E9HT 4B430-G306B)	Rockwell (Timken)	RR20145	3.73	40M	Δ	21
9T-G307B (E9HT 4B430-G307B)	Rockwell (Timken)	RR20145	3.91	40M	Δ	21
9T-G308B (E9HT 4B430-G308B)	Rockwell (Timken)	RR20145	4.10	40M	Δ	21
9T-G309B (E9HT 4B430-G309B)	Rockwell (Timken)	RR20145	4.30	40M	Δ	21
9T-G310B (E9HT 4B430-G310B)	Rockwell (Timken)	RR20145	4.56	40M	Δ	21
9T-H156A (E9HT 4B430-H156A)	Rockwell (Timken)	RS17140	3.73	17.5M	Δ	9
9T-H157A (E9HT 4B430-H157A)	Rockwell (Timken)	RS17140	3.91	17.5M	Δ	9
9T-H158A (E9HT 4B430-H158A)	Rockwell (Timken)	RS17140	4.10	17.5M	Δ	9
9T-H159A (E9HT 4B430-H159A)	Rockwell (Timken)	RS17140	4.30	17.5M	Δ	9
9T-H160A (E9HT 4B430-H160A)	Rockwell (Timken)	RS17140	4.56	17.5M	Δ	9
9T-H161A (E9HT 4B430-H161A)	Rockwell (Timken)	RS17140	4.88	17.5M	Δ	9
9T-H163A (E9HT 4B430-H163A)	Rockwell (Timken)	RS17140	5.29	17.5M	Δ	9
9T-H165A (E9HT 4B430-H165A)	Rockwell (Timken)	RS17140	5.86	17.5M	Δ	9
9T-H167A (E9HT 4B430-H167A)	Rockwell (Timken)	RS17140	6.43	17.5M	Δ	9
9T-H168A (E9HT 4B430-H168A)	Rockwell (Timken)	RS17140	6.83	17.5M	Δ	9
9T-H169A (E9HT 4B430-H169A)	Rockwell (Timken)	RS17140	7.17	17.5M	Δ	9
9T-H209A (E9HT 4B430-H209A)	Rockwell (Timken)	RS17220	4.30/6.00	17.5M	Δ	10
9T-H210A (E9HT 4B430-H210A)	Rockwell (Timken)	RS17220	4.56/6.36	17.5M	Δ	10
9T-H211A (E9HT 4B430-H211A)	Rockwell (Timken)	RS17220	4.88/6.80	17.5M	Δ	10
9T-H213A (E9HT 4B430-H213A)	Rockwell (Timken)	RS17220	5.38/7.50	17.5M	Δ	10
9T-H215A (E9HT 4B430-H215A)	Rockwell (Timken)	RS17220	5.86/8.17	17.5M	Δ	10
9T-H216A (E9HT 4B430-H216A)	Rockwell (Timken)	RS17220	6.14/8.57	17.5M	Δ	10
9T-H217A (E9HT 4B430-H217A)	Rockwell (Timken)	RS17220	6.50/9.07	17.5M	Δ	10
9T-H218A (E9HT 4B430-H218A)	Rockwell (Timken)	RS17220	6.83/9.53	17.5M	Δ	10
9T-H219A (E9HT 4B430-H219A)	Rockwell (Timken)	RS17220	7.17/10.00	17.5M	Δ	10
9T-J006A (E9HT 4B430-J006A)	Rockwell (Timken)	SL100	3.73	34M	Δ	2
9T-J007A (E9HT 4B430-J007A)	Rockwell (Timken)	SL100	3.90	34M	Δ	2
9T-J008A (E9HT 4B430-J008A)	Rockwell (Timken)	SL100	4.10	34M	Δ	2
9T-J009A (E9HT 4B430-J009A)	Rockwell (Timken)	SL100	4.33	34M	Δ	2
9T-J011A (E9HT 4B430-J011A)	Rockwell (Timken)	SL100	4.63	34M	Δ	2
9T-J012A (E9HT 4B430-J012A)	Rockwell (Timken)	SL100	4.88	34M	Δ	2
9T-J013A (E9HT 4B430-J013A)	Rockwell (Timken)	SL100	5.29	34M	Δ	2
9T-J015A (E9HT 4B430-J015A)	Rockwell (Timken)	SL100	5.86	34M	Δ	2
9T-J016A (E9HT 4B430-J016A)	Rockwell (Timken)	SL100	6.14	34M	Δ	2
9T-J056A (E9HT 4B430-J056A)	Rockwell (Timken)	SQ100	3.73	40M	Δ	4
9T-J057A (E9HT 4B430-J057A)	Rockwell (Timken)	SQ100	3.90	40M	Δ	4
9T-J058A (E9HT 4B430-J058A)	Rockwell (Timken)	SQ100	4.10	40M	Δ	4
9T-J059A (E9HT 4B430-J059A)	Rockwell (Timken)	SQ100	4.33	40M	Δ	4
9T-J061A (E9HT 4B430-J061A)	Rockwell (Timken)	SQ100	4.63	40M	Δ	4
9T-J062A (E9HT 4B430-J062A)	Rockwell (Timken)	SQ100	4.88	40M	Δ	4
9T-J063A (E9HT 4B430-J063A)	Rockwell (Timken)	SQ100	5.29	40M	Δ	4
9T-J065A (E9HT 4B430-J065A)	Rockwell (Timken)	SQ100	5.86	40M	Δ	4
9T-J066A (E9HT 4B430-J066A)	Rockwell (Timken)	SQ100	6.14	40M	Δ	4
9T-K004A (E9HT 4A375-K004A)	Rockwell (Timken)	RD17145	3.42	34M	Δ	22
9T-K005A (E9HT 4A375-K005A)	Rockwell (Timken)	RD17145	3.58	34M	Δ	22
9T-K006A (E9HT 4A375-K006A)	Rockwell (Timken)	RD17145	3.73	34M	Δ	22
9T-K007A (E9HT 4A375-K007A)	Rockwell (Timken)	RD17145	3.91	34M	Δ	22
9T-K008A (E9HT 4A375-K008A)	Rockwell (Timken)	RD17145	4.10	34M	Δ	22
9T-K009A (E9HT 4A375-K009A)	Rockwell (Timken)	RD17145	4.30	34M	Δ	22
9T-K010A (E9HT 4A375-K010A)	Rockwell (Timken)	RD17145	4.56	34M	Δ	22
9T-K011A (E9HT 4A375-K011A)	Rockwell (Timken)	RD17145	4.88	34M	Δ	22
9T-K013A (E9HT 4A375-K013A)	Rockwell (Timken)	RD17145	5.29	34M	Δ	22
9T-K015A (E9HT 4A375-K015A)	Rockwell (Timken)	RD17145	5.86	34M	Δ	22

1990/
TRUCK SERIES 600/900

REAR AXLE T.S.L. † CROSS-REFERENCE GUIDE

IDENTIFICATION AND/OR T.S.L. NUMBER	MANUFACTURER	MANUFACTURER MODEL	RATIO	CAPACITY	DRIVESHAFT SIZE	SEC.40.1 PARTS LIST NO.
Notes: Δ Driveshaft flange not included on assy. † Truck Specification List-included in Kentucky-built trucks. — Cont'd						
9T-K016A (E9HT 4A375-K016A)	Rockwell (Timken)	RD17145	6.14	34M	Δ	22
9T-K017A (E9HT 4A375-K017A)	Rockwell (Timken)	RD17145	6.43	34M	Δ	22
9T-K019A (E9HT 4A375-K019A)	Rockwell (Timken)	RD17145	7.17	34M	Δ	22
9T-K029A (E9HT 4A375-K029A)	Rockwell (Timken)	RD17145	3.42	34M	Δ	22
9T-K030A (E9HT 4A375-K030A)	Rockwell (Timken)	RD17145	3.58	34M	Δ	22
9T-K031A (E9HT 4A375-K031A)	Rockwell (Timken)	RD17145	3.73	34M	Δ	22
9T-K032A (E9HT 4A375-K032A)	Rockwell (Timken)	RD17145	3.91	34M	Δ	22
9T-K033A (E9HT 4A375-K033A)	Rockwell (Timken)	RD17145	4.10	34M	Δ	22
9T-K034A (E9HT 4A375-K034A)	Rockwell (Timken)	RD17145	4.30	34M	Δ	22
9T-K035A (E9HT 4A375-K035A)	Rockwell (Timken)	RD17145	4.56	34M	Δ	22
9T-K036A (E9HT 4A375-K036A)	Rockwell (Timken)	RD17145	4.88	34M	Δ	22
9T-L004A (E9HT 4B430-L004A)	Rockwell (Timken)	RR17145	3.42	34M	Δ	23
9T-L005A (E9HT 4B430-L005A)	Rockwell (Timken)	RR17145	3.58	34M	Δ	23
9T-L006A (E9HT 4B430-L006A)	Rockwell (Timken)	RR17145	3.73	34M	Δ	23
9T-L007A (E9HT 4B430-L007A)	Rockwell (Timken)	RR17145	3.91	34M	Δ	23
9T-L008A (E9HT 4B430-L008A)	Rockwell (Timken)	RR17145	4.10	34M	Δ	23
9T-L009A (E9HT 4B430-L009A)	Rockwell (Timken)	RR17145	4.30	34M	Δ	23
9T-L010A (E9HT 4B430-L010A)	Rockwell (Timken)	RR17145	4.56	34M	Δ	23
9T-L011A (E9HT 4B430-L011A)	Rockwell (Timken)	RR17145	4.88	34M	Δ	23
9T-L013A (E9HT 4B430-L013A)	Rockwell (Timken)	RR17145	5.29	34M	Δ	23
9T-L015A (E9HT 4B430-L015A)	Rockwell (Timken)	RR17145	5.86	34M	Δ	23
9T-L016A (E9HT 4B430-L016A)	Rockwell (Timken)	RR17145	6.14	34M	Δ	23
9T-L017A (E9HT 4B430-L017A)	Rockwell (Timken)	RR17145	6.43	34M	Δ	23
9T-L019A (E9HT 4B430-L019A)	Rockwell (Timken)	RR17145	7.17	34M	Δ	23
9T-L029A (E9HT 4B430-L029A)	Rockwell (Timken)	RR17145	3.42	34M	Δ	23
9T-L030A (E9HT 4B430-L030A)	Rockwell (Timken)	RR17145	3.58	34M	Δ	23
9T-L031A (E9HT 4B430-L031A)	Rockwell (Timken)	RR17145	3.73	34M	Δ	23
9T-L032A (E9HT 4B430-L032A)	Rockwell (Timken)	RR17145	3.91	34M	Δ	23
9T-L033A (E9HT 4B430-L033A)	Rockwell (Timken)	RR17145	4.10	34M	Δ	23
9T-L034A (E9HT 4B430-L034A)	Rockwell (Timken)	RR17145	4.30	34M	Δ	23
9T-L035A (E9HT 4B430-L035A)	Rockwell (Timken)	RR17145	4.56	34M	Δ	23
9T-L036A (E9HT 4B430-L036A)	Rockwell (Timken)	RR17145	4.88	34M	Δ	23
9T-M256A (E9HT 4B430-M256A)	Rockwell (Timken)	RS21145	3.73	21M	Δ	11
9T-M257A (E9HT 4B430-M257A)	Rockwell (Timken)	RS21145	3.91	21M	Δ	11
9T-M258A (E9HT 4B430-M258A)	Rockwell (Timken)	RS21145	4.10	21M	Δ	11
9T-M259A (E9HT 4B430-M259A)	Rockwell (Timken)	RS21145	4.30	21M	Δ	11
9T-M260A (E9HT 4B430-M260A)	Rockwell (Timken)	RS21145	4.56	21M	Δ	11
9T-M261A (E9HT 4B430-M261A)	Rockwell (Timken)	RS21145	4.88	21M	Δ	11
9T-M263A (E9HT 4B430-M263A)	Rockwell (Timken)	RS21145	5.29	21M	Δ	11
9T-M265A (E9HT 4B430-M265A)	Rockwell (Timken)	RS21145	5.86	21M	Δ	11
9T-M267A (E9HT 4B430-M267A)	Rockwell (Timken)	RS21145	6.43	21M	Δ	11
9T-M268A (E9HT 4B430-M268A)	Rockwell (Timken)	RS21145	6.83	21M	Δ	11
9T-M269A (E9HT 4B430-M269A)	Rockwell (Timken)	RS21145	7.17	21M	Δ	11
9T-M306A (E9HT 4B430-M306A)	Rockwell (Timken)	RS21145	3.73	21M	Δ	16
9T-M307A (E9HT 4B430-M307A)	Rockwell (Timken)	RS21145	3.91	21M	Δ	16
9T-M308A (E9HT 4B430-M308A)	Rockwell (Timken)	RS21145	4.10	21M	Δ	16
9T-M309A (E9HT 4B430-M309A)	Rockwell (Timken)	RS21145	4.30	21M	Δ	16
9T-M310A (E9HT 4B430-M310A)	Rockwell (Timken)	RS21145	4.56	21M	Δ	16
9T-M311A (E9HT 4B430-M311A)	Rockwell (Timken)	RS21145	4.88	21M	Δ	16
9T-M313A (E9HT 4B430-M313A)	Rockwell (Timken)	RS21145	5.29	21M	Δ	16
9T-M315A (E9HT 4B430-M315A)	Rockwell (Timken)	RS21145	5.86	21M	Δ	16
9T-M317A (E9HT 4B430-M317A)	Rockwell (Timken)	RS21145	6.43	21M	Δ	16
9T-M318A (E9HT 4B430-M318A)	Rockwell (Timken)	RS21145	6.83	21M	Δ	16
9T-M319A (E9HT 4B430-M319A)	Rockwell (Timken)	RS21145	7.17	21M	Δ	16
9T-M357A (E9HT 4B430-M357A)	Rockwell (Timken)	RS21230	3.91/5.45	21M	Δ	12

1990/
TRUCK SERIES 600/900

REAR AXLE T.S.L. † CROSS-REFERENCE GUIDE

IDENTIFICATION AND/OR T.S.L. NUMBER	MANUFACTURER	MANUFACTURER MODEL	RATIO	CAPACITY	DRIVESHAFT SIZE	SEC. 40.1 PARTS LIST NO.
Notes: Δ Driveshaft flange not included on assy. † Truck Specification List—included in Kentucky-built trucks. — Cont'd						
9T-M358A (E9HT 4B430-M358A)	Rockwell (Timken)	RS21230	4.10/5.72	21M	Δ	12
9T-M359A (E9HT 4B430-M359A)	Rockwell (Timken)	RS21230	4.30/6.00	21M	Δ	12
9T-M360A (E9HT 4B430-M360A)	Rockwell (Timken)	RS21230	4.56/6.36	21M	Δ	12
9T-M361A (E9HT 4B430-M361A)	Rockwell (Timken)	RS21230	4.88/6.80	21M	Δ	12
9T-M363A (E9HT 4B430-M363A)	Rockwell (Timken)	RS21230	5.38/7.50	21M	Δ	12
9T-M365A (E9HT 4B430-M365A)	Rockwell (Timken)	RS21230	5.86/8.17	21M	Δ	12
9T-M367A (E9HT 4B430-M367A)	Rockwell (Timken)	RS21230	6.50/9.07	21M	Δ	12
9T-M368A (E9HT 4B430-M368A)	Rockwell (Timken)	RS21230	6.83/9.53	21M	Δ	12
9T-M369A (E9HT 4B430-M369A)	Rockwell (Timken)	RS21230	7.17/10.00	21M	Δ	12
9T-R406A (E9HT 4B430-R406A)	Rockwell (Timken)	RS23160	3.73	23M	Δ	13
9T-R407A (E9HT 4B430-R407A)	Rockwell (Timken)	RS23160	3.91	23M	Δ	13
9T-R408A (E9HT 4B430-R408A)	Rockwell (Timken)	RS23160	4.10	23M	Δ	13
9T-R409A (E9HT 4B430-R409A)	Rockwell (Timken)	RS23160	4.30	23M	Δ	13
9T-R410A (E9HT 4B430-R410A)	Rockwell (Timken)	RS23160	4.56	23M	Δ	13
9T-R411A (E9HT 4B430-R411A)	Rockwell (Timken)	RS23160	4.89	23M	Δ	13
9T-R413A (E9HT 4B430-R413A)	Rockwell (Timken)	RS23160	5.38	23M	Δ	13
9T-R414A (E9HT 4B430-R414A)	Rockwell (Timken)	RS23160	5.63	23M	Δ	13
9T-R416A (E9HT 4B430-R416A)	Rockwell (Timken)	RS23160	6.14	23M	Δ	13
9T-R418A (E9HT 4B430-R418A)	Rockwell (Timken)	RS23160	6.83	23M	Δ	13
9T-R419A (E9HT 4B430-R419A)	Rockwell (Timken)	RS23160	7.17	23M	Δ	13
9T-R454A (E9HT 4B430-R454A)	Rockwell (Timken)	RS23160	3.42	23M	Δ	17
9T-R455A (E9HT 4B430-R455A)	Rockwell (Timken)	RS23160	3.58	23M	Δ	17
9T-R456A (E9HT 4B430-R456A)	Rockwell (Timken)	RS23160	3.73	23M	Δ	17
9T-R457A (E9HT 4B430-R457A)	Rockwell (Timken)	RS23160	3.91	23M	Δ	17
9T-R458A (E9HT 4B430-R458A)	Rockwell (Timken)	RS23160	4.10	23M	Δ	17
9T-R459A (E9HT 4B430-R459A)	Rockwell (Timken)	RS23160	4.30	23M	Δ	17
9T-R460A (E9HT 4B430-R460A)	Rockwell (Timken)	RS23160	4.56	23M	Δ	17
9T-R461A (E9HT 4B430-R461A)	Rockwell (Timken)	RS23160	4.89	23M	Δ	17
9T-R463A (E9HT 4B430-R463A)	Rockwell (Timken)	RS23160	5.38	23M	Δ	17
9T-R464A (E9HT 4B430-R464A)	Rockwell (Timken)	RS23160	5.63	23M	Δ	17
9T-R466A (E9HT 4B430-R466A)	Rockwell (Timken)	RS23160	6.14	23M	Δ	17
9T-R468A (E9HT 4B430-R468A)	Rockwell (Timken)	RS23160	6.83	23M	Δ	17
9T-R469A (E9HT 4B430-R469A)	Rockwell (Timken)	RS23160	7.17	23M	Δ	17
9T-R504A (E9HT 4B430-R504A)	Rockwell (Timken)	RS23160	3.42	23M	Δ	13
9T-R506A (E9HT 4B430-R506A)	Rockwell (Timken)	RS23160	3.73	23M	Δ	13
9T-R507A (E9HT 4B430-R507A)	Rockwell (Timken)	RS23160	3.91	23M	Δ	13
9T-R508A (E9HT 4B430-R508A)	Rockwell (Timken)	RS23160	4.10	23M	Δ	13
9T-R554A (E9HT 4B430-R554A)	Rockwell (Timken)	RS23160	3.42	23M	Δ	17
9T-R555A (E9HT 4B430-R555A)	Rockwell (Timken)	RS23160	3.58	23M	Δ	17
9T-R556A (E9HT 4B430-R556A)	Rockwell (Timken)	RS23160	3.73	23M	Δ	17
9T-R557A (E9HT 4B430-R557A)	Rockwell (Timken)	RS23160	3.91	23M	Δ	17
9T-R558A (E9HT 4B430-R558A)	Rockwell (Timken)	RS23160	4.10	23M	Δ	17
9T-R604A (E9HT 4B430-R604A)	Rockwell (Timken)	RS23180	3.42	23M	Δ	14
9T-R605A (E9HT 4B430-R605A)	Rockwell (Timken)	RS23180	3.58	23M	Δ	14
9T-R606A (E9HT 4B430-R606A)	Rockwell (Timken)	RS23180	3.73	23M	Δ	14
9T-R607A (E9HT 4B430-R607A)	Rockwell (Timken)	RS23180	3.91	23M	Δ	14
9T-R608A (E9HT 4B430-R608A)	Rockwell (Timken)	RS23180	4.10	23M	Δ	14
9T-R609A (E9HT 4B430-R609A)	Rockwell (Timken)	RS23180	4.30	23M	Δ	14
9T-R610A (E9HT 4B430-R610A)	Rockwell (Timken)	RS23180	4.56	23M	Δ	14
9T-R611A (E9HT 4B430-R611A)	Rockwell (Timken)	RS23180	4.89	23M	Δ	14
9T-R613A (E9HT 4B430-R613A)	Rockwell (Timken)	RS23180	5.38	23M	Δ	14
9T-R614A (E9HT 4B430-R614A)	Rockwell (Timken)	RS23180	5.63	23M	Δ	14
9T-R654A (E9HT 4B430-R654A)	Rockwell (Timken)	RS23180	3.42	23M	Δ	18

1990/
TRUCK SERIES 600/900

REAR AXLE T.S.L. † CROSS-REFERENCE GUIDE

IDENTIFICATION AND/OR T.S.L. NUMBER	MANUFACTURER	MANUFACTURER MODEL	RATIO	CAPACITY	DRIVESHAFT SIZE	SEC.40.1 PARTS LIST NO.
Notes: Δ Driveshaft flange not included on assy. † Truck Specification List-included in Kentucky-built trucks. — Cont'd						
9T-R655A (E9HT 4B430-R655A)	Rockwell (Timken)	RS23180	3.58	23M	Δ	18
9T-R656A (E9HT 4B430-R656A)	Rockwell (Timken)	RS23180	3.73	23M	Δ	18
9T-R657A (E9HT 4B430-R657A)	Rockwell (Timken)	RS23180	3.91	23M	Δ	18
9T-R658A (E9HT 4B430-R658A)	Rockwell (Timken)	RS23180	4.10	23M	Δ	18
9T-R659A (E9HT 4B430-R659A)	Rockwell (Timken)	RS23180	4.30	23M	Δ	18
9T-R660A (E9HT 4B430-R660A)	Rockwell (Timken)	RS23180	4.56	23M	Δ	18
9T-R661A (E9HT 4B430-R661A)	Rockwell (Timken)	RS23180	4.89	23M	Δ	18
9T-R663A (E9HT 4B430-R663A)	Rockwell (Timken)	RS23180	5.38	23M	Δ	18
9T-R664A (E9HT 4B430-R664A)	Rockwell (Timken)	RS23180	5.63	23M	Δ	18
9T-R704A (E9HT 4B430-R704A)	Rockwell (Timken)	RS23180	3.42	23M	Δ	14
9T-R705A (E9HT 4B430-R705A)	Rockwell (Timken)	RS23180	3.58	23M	Δ	14
9T-R706A (E9HT 4B430-R706A)	Rockwell (Timken)	RS23180	3.73	23M	Δ	14
9T-R707A (E9HT 4B430-R707A)	Rockwell (Timken)	RS23180	3.91	23M	Δ	14
9T-R708A (E9HT 4B430-R708A)	Rockwell (Timken)	RS23180	4.10	23M	Δ	14
9T-R754A (E9HT 4B430-R754A)	Rockwell (Timken)	RS23180	3.42	23M	Δ	18
9T-R755A (E9HT 4B430-R755A)	Rockwell (Timken)	RS23180	3.58	23M	Δ	18
9T-R756A (E9HT 4B430-R756A)	Rockwell (Timken)	RS23180	3.73	23M	Δ	18
9T-R757A (E9HT 4B430-R757A)	Rockwell (Timken)	RS23180	3.91	23M	Δ	18
9T-R758A (E9HT 4B430-R758A)	Rockwell (Timken)	RS23180	4.10	23M	Δ	18
9T-R808A (E9HT 4B430-R808A)	Rockwell (Timken)	RS23240	4.10/5.59	23M	Δ	15
9T-R809A (E9HT 4B430-R809A)	Rockwell (Timken)	RS23240	4.30/5.86	23M	Δ	15
9T-R810A (E9HT 4B430-R810A)	Rockwell (Timken)	RS23240	4.56/6.22	23M	Δ	15
9T-R811A (E9HT 4B430-R811A)	Rockwell (Timken)	RS23240	4.88/6.65	23M	Δ	15
9T-R813A (E9HT 4B430-R813A)	Rockwell (Timken)	RS23240	5.38/7.33	23M	Δ	15
9T-R814A (E9HT 4B430-R814A)	Rockwell (Timken)	RS23240	5.57/7.60	23M	Δ	15
9T-R816A (E9HT 4B430-R816A)	Rockwell (Timken)	RS23240	6.14/8.38	23M	Δ	15
9T-R817A (E9HT 4B430-R817A)	Rockwell (Timken)	RS23240	6.50/8.86	23M	Δ	15
9T-R819A (E9HT 4B430-R819A)	Rockwell (Timken)	RS23240	7.17/9.77	23M	Δ	15
9T-S004A (E9HT 4A375-S004A)	Rockwell (Timken)	RD20145	3.42	40M	Δ	24
9T-S005A (E9HT 4A375-S005A)	Rockwell (Timken)	RD20145	3.58	40M	Δ	24
9T-S006A (E9HT 4A375-S006A)	Rockwell (Timken)	RD20145	3.73	40M	Δ	24
9T-S007A (E9HT 4A375-S007A)	Rockwell (Timken)	RD20145	3.91	40M	Δ	24
9T-S008A (E9HT 4A375-S008A)	Rockwell (Timken)	RD20145	4.10	40M	Δ	24
9T-S009A (E9HT 4A375-S009A)	Rockwell (Timken)	RD20145	4.30	40M	Δ	24
9T-S010A (E9HT 4A375-S010A)	Rockwell (Timken)	RD20145	4.56	40M	Δ	24
9T-S011A (E9HT 4A375-S011A)	Rockwell (Timken)	RD20145	4.88	40M	Δ	24
9T-S013A (E9HT 4A375-S013A)	Rockwell (Timken)	RD20145	5.29	40M	Δ	24
9T-S015A (E9HT 4A375-S015A)	Rockwell (Timken)	RD20145	5.86	40M	Δ	24
9T-S016A (E9HT 4A375-S016A)	Rockwell (Timken)	RD20145	6.14	40M	Δ	24
9T-S017A (E9HT 4A375-S017A)	Rockwell (Timken)	RD20145	6.43	40M	Δ	24
9T-S019A (E9HT 4A375-S019A)	Rockwell (Timken)	RD20145	7.17	40M	Δ	24
9T-S029A (E9HT 4A375-S029A)	Rockwell (Timken)	RD20145	3.42	40M	Δ	19
9T-S030A (E9HT 4A375-S030A)	Rockwell (Timken)	RD20145	3.58	40M	Δ	19
9T-S031A (E9HT 4A375-S031A)	Rockwell (Timken)	RD20145	3.73	40M	Δ	19
9T-S032A (E9HT 4A375-S032A)	Rockwell (Timken)	RD20145	3.91	40M	Δ	19
9T-S033A (E9HT 4A375-S033A)	Rockwell (Timken)	RD20145	4.10	40M	Δ	19
9T-S034A (E9HT 4A375-S034A)	Rockwell (Timken)	RD20145	4.30	40M	Δ	19
9T-S035A (E9HT 4A375-S035A)	Rockwell (Timken)	RD20145	4.56	40M	Δ	19
9T-S036A (E9HT 4A375-S036A)	Rockwell (Timken)	RD20145	4.88	40M	Δ	19
9T-S038A (E9HT 4A375-S038A)	Rockwell (Timken)	RD20145	5.29	40M	Δ	19
9T-S040A (E9HT 4A375-S040A)	Rockwell (Timken)	RD20145	5.86	40M	Δ	19
9T-S079A (E9HT 4A375-S079A)	Rockwell (Timken)	RD20145	3.42	40M	Δ	24
9T-S080A (E9HT 4A375-S080A)	Rockwell (Timken)	RD20145	3.58	40M	Δ	24

1990/
TRUCK SERIES 600/900

REAR AXLE T.S.L. † CROSS-REFERENCE GUIDE

IDENTIFICATION AND/OR T.S.L. NUMBER	MANUFACTURER	MANUFACTURER MODEL	RATIO	CAPACITY	DRIVESHAFT SIZE	SEC.40.1 PARTS LIST NO.
Notes: Δ Driveshaft flange not included on assy. † Truck Specification List-included in Kentucky-built trucks. — Cont'd						
9T-S081A (E9HT 4A375-S081A)	Rockwell (Timken)	RD20145	3.73	40M	Δ	24
9T-S082A (E9HT 4A375-S082A)	Rockwell (Timken)	RD20145	3.91	40M	Δ	24
9T-S083A (E9HT 4A375-S083A)	Rockwell (Timken)	RD20145	4.10	40M	Δ	24
9T-S084A (E9HT 4A375-S084A)	Rockwell (Timken)	RD20145	4.30	40M	Δ	24
9T-S085A (E9HT 4A375-S085A)	Rockwell (Timken)	RD20145	4.56	40M	Δ	24
9T-S086A (E9HT 4A375-S086A)	Rockwell (Timken)	RD20145	4.88	40M	Δ	24
9T-S088A (E9HT 4A375-S088A)	Rockwell (Timken)	RD20145	5.29	40M	Δ	24
9T-S090A (E9HT 4A375-S090A)	Rockwell (Timken)	RD20145	5.86	40M	Δ	24
9T-S104A (E9HT 4A375-S104A)	Rockwell (Timken)	RD20145	3.42	40M	Δ	19
9T-S105A (E9HT 4A375-S105A)	Rockwell (Timken)	RD20145	3.58	40M	Δ	19
9T-S106A (E9HT 4A375-S106A)	Rockwell (Timken)	RD20145	3.73	40M	Δ	19
9T-S107A (E9HT 4A375-S107A)	Rockwell (Timken)	RD20145	3.91	40M	Δ	19
9T-S108A (E9HT 4A375-S108A)	Rockwell (Timken)	RD20145	4.10	40M	Δ	19
9T-S109A (E9HT 4A375-S109A)	Rockwell (Timken)	RD20145	4.30	40M	Δ	19
9T-S110A (E9HT 4A375-S110A)	Rockwell (Timken)	RD20145	4.56	40M	Δ	19
9T-S111A (E9HT 4A375-S111A)	Rockwell (Timken)	RD20145	4.88	40M	Δ	19
9T-S113A (E9HT 4A375-S113A)	Rockwell (Timken)	RD20145	5.29	40M	Δ	19
9T-S115A (E9HT 4A375-S115A)	Rockwell (Timken)	RD20145	5.86	40M	Δ	19
9T-S116A (E9HT 4A375-S116A)	Rockwell (Timken)	RD20145	6.14	40M	Δ	19
9T-S117A (E9HT 4A375-S117A)	Rockwell (Timken)	RD20145	6.43	40M	Δ	19
9T-S119A (E9HT 4A375-S119A)	Rockwell (Timken)	RD20145	7.17	40M	Δ	19
9T-S154A (E9HT 4A375-S154A)	Rockwell (Timken)	RD20145	3.42	40M	Δ	24
9T-S155A (E9HT 4A375-S155A)	Rockwell (Timken)	RD20145	3.58	40M	Δ	24
9T-S156A (E9HT 4A375-S156A)	Rockwell (Timken)	RD20145	3.73	40M	Δ	24
9T-S157A (E9HT 4A375-S157A)	Rockwell (Timken)	RD20145	3.91	40M	Δ	24
9T-S158A (E9HT 4A375-S158A)	Rockwell (Timken)	RD20145	4.10	40M	Δ	24
9T-S159A (E9HT 4A375-S159A)	Rockwell (Timken)	RD20145	4.30	40M	Δ	24
9T-S160A (E9HT 4A375-S160A)	Rockwell (Timken)	RD20145	4.56	40M	Δ	24
9T-S161A (E9HT 4A375-S161A)	Rockwell (Timken)	RD20145	4.88	40M	Δ	24
9T-S163A (E9HT 4A375-S163A)	Rockwell (Timken)	RD20145	5.29	40M	Δ	24
9T-S165A (E9HT 4A375-S165A)	Rockwell (Timken)	RD20145	5.86	40M	Δ	24
9T-S179A (E9HT 4A375-S179A)	Rockwell (Timken)	RD20145	3.42	40M	Δ	19
9T-S180A (E9HT 4A375-S180A)	Rockwell (Timken)	RD20145	3.58	40M	Δ	19
9T-S181A (E9HT 4A375-S181A)	Rockwell (Timken)	RD20145	3.73	40M	Δ	19
9T-S182A (E9HT 4A375-S182A)	Rockwell (Timken)	RD20145	3.91	40M	Δ	19
9T-S183A (E9HT 4A375-S183A)	Rockwell (Timken)	RD20145	4.10	40M	Δ	19
9T-S184A (E9HT 4A375-S184A)	Rockwell (Timken)	RD20145	4.30	40M	Δ	19
9T-S185A (E9HT 4A375-S185A)	Rockwell (Timken)	RD20145	4.56	40M	Δ	19
9T-S186A (E9HT 4A375-S186A)	Rockwell (Timken)	RD20145	4.88	40M	Δ	19
9T-S188A (E9HT 4A375-S188A)	Rockwell (Timken)	RD20145	5.29	40M	Δ	19
9T-S190A (E9HT 4A375-S190A)	Rockwell (Timken)	RD20145	5.86	40M	Δ	19
9T-S230A (E9HT 4A375-S230A)	Rockwell (Timken)	RD20145	3.58	40M	Δ	24
9T-S231A (E9HT 4A375-S231A)	Rockwell (Timken)	RD20145	3.73	40M	Δ	24
9T-S232A (E9HT 4A375-S232A)	Rockwell (Timken)	RD20145	3.91	40M	Δ	24
9T-S233A (E9HT 4A375-S233A)	Rockwell (Timken)	RD20145	4.10	40M	Δ	24
9T-S255A (E9HT 4A375-S255A)	Rockwell (Timken)	RD20145	3.58	40M	Δ	19
9T-S256A (E9HT 4A375-S256A)	Rockwell (Timken)	RD20145	3.73	40M	Δ	19
9T-S257A (E9HT 4A375-S257A)	Rockwell (Timken)	RD20145	3.91	40M	Δ	19
9T-S258A (E9HT 4A375-S258A)	Rockwell (Timken)	RD20145	4.10	40M	Δ	19
9T-S279B (E9HT 4A375-S279B)	Rockwell (Timken)	RD20145	3.42	40M	Δ	24
9T-S280B (E9HT 4A375-S280B)	Rockwell (Timken)	RD20145	3.58	40M	Δ	24
9T-S281B (E9HT 4A375-S281B)	Rockwell (Timken)	RD20145	3.73	40M	Δ	24
9T-S282B (E9HT 4A375-S282B)	Rockwell (Timken)	RD20145	3.91	40M	Δ	24

1990/
TRUCK SERIES 600/900

REAR AXLE T.S.L. † CROSS-REFERENCE GUIDE

IDENTIFICATION AND/OR T.S.L. NUMBER	MANUFACTURER	MANUFACTURER MODEL	RATIO	CAPACITY	DRIVESHAFT SIZE	SEC.40.1 PARTS LIST NO.
Notes: Δ Driveshaft flange not included on assy. † Truck Specification List-included in Kentucky-built trucks. — Cont'd						
9T-S283B (E9HT 4A375-S283B)	Rockwell (Timken)	RD20145	4.10	40M	Δ	24
9T-S284B (E9HT 4A375-S284B)	Rockwell (Timken)	RD20145	4.30	40M	Δ	24
9T-S285B (E9HT 4A375-S285B)	Rockwell (Timken)	RD20145	4.56	40M	Δ	24
9T-S304B (E9HT 4A375-S304B)	Rockwell (Timken)	RD20145	3.42	40M	Δ	19
9T-S305B (E9HT 4A375-S305B)	Rockwell (Timken)	RD20145	3.58	40M	Δ	19
9T-S306B (E9HT 4A375-S306B)	Rockwell (Timken)	RD20145	3.73	40M	Δ	19
9T-S307B (E9HT 4A375-S307B)	Rockwell (Timken)	RD20145	3.91	40M	Δ	19
9T-S308B (E9HT 4A375-S308B)	Rockwell (Timken)	RD20145	4.10	40M	Δ	19
9T-S309B (E9HT 4A375-S309B)	Rockwell (Timken)	RD20145	4.30	40M	Δ	19
9T-S310B (E9HT 4A375-S310B)	Rockwell (Timken)	RD20145	4.56	40M	Δ	19
9T-V004A (E9HT 4A375-V004A)	Rockwell (Timken)	RP20145	3.42	40M	Δ	26
9T-V005A (E9HT 4A375-V005A)	Rockwell (Timken)	RP20145	3.58	40M	Δ	26
9T-V006A (E9HT 4A375-V006A)	Rockwell (Timken)	RP20145	3.73	40M	Δ	26
9T-V007A (E9HT 4A375-V007A)	Rockwell (Timken)	RP20145	3.91	40M	Δ	26
9T-V008A (E9HT 4A375-V008A)	Rockwell (Timken)	RP20145	4.10	40M	Δ	26
9T-V009A (E9HT 4A375-V009A)	Rockwell (Timken)	RP20145	4.30	40M	Δ	26
9T-V010A (E9HT 4A375-V010A)	Rockwell (Timken)	RP20145	4.56	40M	Δ	26
9T-V011A (E9HT 4A375-V011A)	Rockwell (Timken)	RP20145	4.88	40M	Δ	26
9T-V013A (E9HT 4A375-V013A)	Rockwell (Timken)	RP20145	5.29	40M	Δ	26
9T-V015A (E9HT 4A375-V015A)	Rockwell (Timken)	RP20145	5.86	40M	Δ	26
9T-V016A (E9HT 4A375-V016A)	Rockwell (Timken)	RP20145	6.14	40M	Δ	26
9T-V017A (E9HT 4A375-V017A)	Rockwell (Timken)	RP20145	6.43	40M	Δ	26
9T-V019A (E9HT 4A375-V019A)	Rockwell (Timken)	RP20145	7.17	40M	Δ	26
9T-V029A (E9HT 4A375-V029A)	Rockwell (Timken)	RP20145	3.42	40M	Δ	20
9T-V030A (E9HT 4A375-V030A)	Rockwell (Timken)	RP20145	3.58	40M	Δ	20
9T-V031A (E9HT 4A375-V031A)	Rockwell (Timken)	RP20145	3.73	40M	Δ	20
9T-V032A (E9HT 4A375-V032A)	Rockwell (Timken)	RP20145	3.91	40M	Δ	20
9T-V033A (E9HT 4A375-V033A)	Rockwell (Timken)	RP20145	4.10	40M	Δ	20
9T-V034A (E9HT 4A375-V034A)	Rockwell (Timken)	RP20145	4.30	40M	Δ	20
9T-V035A (E9HT 4A375-V035A)	Rockwell (Timken)	RP20145	4.56	40M	Δ	20
9T-V036A (E9HT 4A375-V036A)	Rockwell (Timken)	RP20145	4.88	40M	Δ	20
9T-V038A (E9HT 4A375-V038A)	Rockwell (Timken)	RP20145	5.29	40M	Δ	20
9T-V040A (E9HT 4A375-V040A)	Rockwell (Timken)	RP20145	5.86	40M	Δ	20
9T-V079A (E9HT 4A375-V079A)	Rockwell (Timken)	RP20145	3.42	40M	Δ	26
9T-V080A (E9HT 4A375-V080A)	Rockwell (Timken)	RP20145	3.58	40M	Δ	26
9T-V081A (E9HT 4A375-V081A)	Rockwell (Timken)	RP20145	3.73	40M	Δ	26
9T-V082A (E9HT 4A375-V082A)	Rockwell (Timken)	RP20145	3.91	40M	Δ	26
9T-V083A (E9HT 4A375-V083A)	Rockwell (Timken)	RP20145	4.10	40M	Δ	26
9T-V084A (E9HT 4A375-V084A)	Rockwell (Timken)	RP20145	4.30	40M	Δ	26
9T-V085A (E9HT 4A375-V085A)	Rockwell (Timken)	RP20145	4.56	40M	Δ	26
9T-V086A (E9HT 4A375-V086A)	Rockwell (Timken)	RP20145	4.88	40M	Δ	26
9T-V088A (E9HT 4A375-V088A)	Rockwell (Timken)	RP20145	5.29	40M	Δ	26
9T-V090A (E9HT 4A375-V090A)	Rockwell (Timken)	RP20145	5.86	40M	Δ	26
9T-V104A (E9HT 4A375-V104A)	Rockwell (Timken)	RP20145	3.42	40M	Δ	20
9T-V105A (E9HT 4A375-V105A)	Rockwell (Timken)	RP20145	3.58	40M	Δ	20
9T-V106A (E9HT 4A375-V106A)	Rockwell (Timken)	RP20145	3.73	40M	Δ	20
9T-V107A (E9HT 4A375-V107A)	Rockwell (Timken)	RP20145	3.91	40M	Δ	20
9T-V108A (E9HT 4A375-V108A)	Rockwell (Timken)	RP20145	4.10	40M	Δ	20
9T-V109A (E9HT 4A375-V109A)	Rockwell (Timken)	RP20145	4.30	40M	Δ	20
9T-V110A (E9HT 4A375-V110A)	Rockwell (Timken)	RP20145	4.56	40M	Δ	20
9T-V111A (E9HT 4A375-V111A)	Rockwell (Timken)	RP20145	4.88	40M	Δ	20
9T-V113A (E9HT 4A375-V113A)	Rockwell (Timken)	RP20145	5.29	40M	Δ	20
9T-V115A (E9HT 4A375-V115A)	Rockwell (Timken)	RP20145	5.86	40M	Δ	20

1990/
TRUCK SERIES 600/900

REAR AXLE T.S.L. † CROSS-REFERENCE GUIDE

IDENTIFICATION AND/OR T.S.L. NUMBER	MANUFACTURER	MANUFACTURER MODEL	RATIO	CAPACITY	DRIVESHAFT SIZE	SEC.40.1 PARTS LIST NO.
Notes: Δ Driveshaft flange not included on assy. † Truck Specification List-included in Kentucky-built trucks. — Cont'd						
9T-V116A (E9HT 4A375-V116A)	Rockwell (Timken)	RP20145	6.14	40M	Δ	20
9T-V154A (E9HT 4A375-V154A)	Rockwell (Timken)	RP20145	3.42	40M	Δ	26
9T-V155A (E9HT 4A375-V155A)	Rockwell (Timken)	RP20145	3.58	40M	Δ	26
9T-V156A (E9HT 4A375-V156A)	Rockwell (Timken)	RP20145	3.73	40M	Δ	26
9T-V157A (E9HT 4A375-V157A)	Rockwell (Timken)	RP20145	3.91	40M	Δ	26
9T-V158A (E9HT 4A375-V158A)	Rockwell (Timken)	RP20145	4.10	40M	Δ	26
9T-V159A (E9HT 4A375-V159A)	Rockwell (Timken)	RP20145	4.30	40M	Δ	26
9T-V160A (E9HT 4A375-V160A)	Rockwell (Timken)	RP20145	4.56	40M	Δ	26
9T-V161A (E9HT 4A375-V161A)	Rockwell (Timken)	RP20145	4.88	40M	Δ	26
9T-V163A (E9HT 4A375-V163A)	Rockwell (Timken)	RP20145	5.29	40M	Δ	26
9T-V165A (E9HT 4A375-V165A)	Rockwell (Timken)	RP20145	5.86	40M	Δ	26
9T-V179A (E9HT 4A375-V179A)	Rockwell (Timken)	RP20145	3.42	40M	Δ	20
9T-V180A (E9HT 4A375-V180A)	Rockwell (Timken)	RP20145	3.58	40M	Δ	20
9T-V181A (E9HT 4A375-V181A)	Rockwell (Timken)	RP20145	3.73	40M	Δ	20
9T-V182A (E9HT 4A375-V182A)	Rockwell (Timken)	RP20145	3.91	40M	Δ	20
9T-V183A (E9HT 4A375-V183A)	Rockwell (Timken)	RP20145	4.10	40M	Δ	20
9T-V184A (E9HT 4A375-V184A)	Rockwell (Timken)	RP20145	4.30	40M	Δ	20
9T-V185A (E9HT 4A375-V185A)	Rockwell (Timken)	RP20145	4.56	40M	Δ	20
9T-V186A (E9HT 4A375-V186A)	Rockwell (Timken)	RP20145	4.88	40M	Δ	20
9T-V188A (E9HT 4A375-V188A)	Rockwell (Timken)	RP20145	5.29	40M	Δ	20
9T-V190A (E9HT 4A375-V190A)	Rockwell (Timken)	RP20145	5.86	40M	Δ	20
9T-V230A (E9HT 4A375-V230A)	Rockwell (Timken)	RP20145	3.58	40M	Δ	26
9T-V231A (E9HT 4A375-V231A)	Rockwell (Timken)	RP20145	3.73	40M	Δ	26
9T-V232A (E9HT 4A375-V232A)	Rockwell (Timken)	RP20145	3.91	40M	Δ	26
9T-V233A (E9HT 4A375-V233A)	Rockwell (Timken)	RP20145	4.10	40M	Δ	26
9T-V255A (E9HT 4A375-V255A)	Rockwell (Timken)	RP20145	3.58	40M	Δ	20
9T-V256A (E9HT 4A375-V256A)	Rockwell (Timken)	RP20145	3.73	40M	Δ	20
9T-V257A (E9HT 4A375-V257A)	Rockwell (Timken)	RP20145	3.91	40M	Δ	20
9T-V258A (E9HT 4A375-V258A)	Rockwell (Timken)	RP20145	4.10	40M	Δ	20
9T-V279B (E9HT 4A375-V279B)	Rockwell (Timken)	RP20145	3.42	40M	Δ	26
9T-V280B (E9HT 4A375-V280B)	Rockwell (Timken)	RP20145	3.58	40M	Δ	26
9T-V281B (E9HT 4A375-V281B)	Rockwell (Timken)	RP20145	3.73	40M	Δ	26
9T-V282B (E9HT 4A375-V282B)	Rockwell (Timken)	RP20145	3.91	40M	Δ	26
9T-V283B (E9HT 4A375-V283B)	Rockwell (Timken)	RP20145	4.10	40M	Δ	26
9T-V284B (E9HT 4A375-V284B)	Rockwell (Timken)	RP20145	4.30	40M	Δ	26
9T-V285B (E9HT 4A375-V285B)	Rockwell (Timken)	RP20145	4.56	40M	Δ	26
9T-V304B (E9HT 4A375-V304B)	Rockwell (Timken)	RP20145	3.42	40M	Δ	20
9T-V305B (E9HT 4A375-V305B)	Rockwell (Timken)	RP20145	3.58	40M	Δ	20
9T-V306B (E9HT 4A375-V306B)	Rockwell (Timken)	RP20145	3.73	40M	Δ	20
9T-V307B (E9HT 4A375-V307B)	Rockwell (Timken)	RP20145	3.91	40M	Δ	20
9T-V308B (E9HT 4A375-V308B)	Rockwell (Timken)	RP20145	4.10	40M	Δ	20
9T-V309B (E9HT 4A375-V309B)	Rockwell (Timken)	RP20145	4.30	40M	Δ	20
9T-V310B (E9HT 4A375-V310B)	Rockwell (Timken)	RP20145	4.56	40M	Δ	20
9U-G034A (89HU 4005-G034A)	Rockwell (Timken)	RR20145	4.56	40M	1610	21
9U-G434A (89HU 4005-G434A)	Rockwell (Timken)	RR20145	4.56	40M	1610	21
9U-H035A (89HU 4005-H035A)	Rockwell (Timken)	RS17140	4.88	17.5M	1550	9
9U-M560A (89HU 4005-M560A)	Rockwell (Timken)	RS21145	4.88	21M	1550	11
9U-M609A (89HU 4005-M609A)	Rockwell (Timken)	RS21145	4.56	21M	1610	11
9U-M659A (89HU 4005-M659A)	Rockwell (Timken)	RS21145	4.56	21M	1710	11
9U-R009A (89HU 4005-R009A)	Rockwell (Timken)	RS23160	4.56	23M	1610	13
9U-R034A (89HU 4005-R034A)	Rockwell (Timken)	RS23160	4.56	23M	1610	17
9U-R059A (89HU 4005-R059A)	Rockwell (Timken)	RS23160	4.56	23M	1710	13
9U-R084A (89HU 4005-R084A)	Rockwell (Timken)	RS23160	4.56	23M	1710	17
9U-S084A (89HU 4305-S084A)	Rockwell (Timken)	RD20145	4.56	40M	1610	19
9U-S934A (89HU 4305-S934A)	Rockwell (Timken)	RD20145	4.56	40M	1610	19

1990 REAR AXLE WARRANTY PLATE CODE CHART

For instructions on the use of the warranty plate codes, also for other methods of identifying rear axle parts and assemblies, refer to page 1 of this section.

If complete Axle Assembly or Differential Assembly is desired, find the Parts List Number in the rear axle T.S.L. Cross Reference Guide Page 3, then refer to page 29 of this section.

% Rockwell refers to Rockwell (Timken).

1990/ REAR AXLE WARRANTY PLATE CODE CHART

C O D E	YEAR	TYPE	RATIO & CAPACITY	VENDOR MODEL %	C O D E	YEAR	TYPE	RATIO & CAPACITY	VENDOR MODEL %
BA	90	Forward rear Rear rear	5.29 (40M)	Rockwell SQ100 Rockwell SQ100	WB	90	Two speed Non-Locking	6.83/9.53 (17.5M)	Rockwell (RS17220)
BB	90	Forward rear Rear rear	5.86 (40M)	Rockwell SQ100 Rockwell SQ100	WC	90	Two speed Non-Locking	7.17/10.0 (17.5M)	Rockwell (RS17220)
BC	90	Forward rear Rear rear	6.14 (40M)	Rockwell SQ100 Rockwell SQ100	WL	90	Forward rear Rear rear	3.90 (34M)	Rockwell SL100 Rockwell SL100
BD	90	Forward rear Rear rear	6.83 (40M)	Rockwell SQ100 Rockwell SQ100	WM	90	Two speed Non-locking	5.86/8.17 (17.5M)	Rockwell (RS17220)
BE	90	Forward rear Rear rear	7.17 (40M)	Rockwell SQ100 Rockwell SQ100	WN	90	Forward rear Rear rear	4.33 (34M)	Rockwell SL100 Rockwell SL100
FC	90	Single speed Non-Locking	5.86 (13M)	Rockwell (RS13120)	WQ	90	Forward rear Rear rear	4.63 (34M)	Rockwell SL100 Rockwell SL100
GC	90	Two speed Non-locking	5.86/8.17 (15M)	Rockwell (RS15210)	WR	90	Forward rear Rear rear	4.88 (34M)	Rockwell SL100 Rockwell SL100
TC	90	Single speed Non-Locking	4.56 (15M)	Rockwell (RS15120)	WS	90	Forward rear Rear rear	5.29 (34M)	Rockwell SL100 Rockwell SL100
TD	90	Single speed Non-Locking	4.88 (15M)	Rockwell (RS15120)	WV	90	Forward rear Rear rear	6.83 (34M)	Rockwell SL100 Rockwell SL100
TE	90	Single speed Non-Locking	5.13 (15M)	Rockwell (RS15120)	YB	90	Forward rear Rear rear	6.14 (40M)	Rockwell SQ100P Rockwell SQ100
TF	90	Single speed Non-Locking	6.14 (15M)	Rockwell (RS15120)	YM	90	Forward rear Rear rear	4.63 (40M)	Rockwell SQ100P Rockwell SQ100
TG	90	Single speed Non-Locking	7.17 (15M)	Rockwell (RS15120)	YN	90	Forward rear Rear rear	5.86 (40M)	Rockwell SQ100P Rockwell SQ100
TJ	90	Single speed Non-Locking	4.30 (15M)	Rockwell (RS15120)	YQ	90	Forward rear Rear rear	3.73 (40M)	Rockwell SQ100P Rockwell SQ100
VB	90	Single speed Non-Locking	5.38 (23M)	Rockwell (RS23160)	YR	90	Forward rear Rear rear	3.55 (40M)	Rockwell SQ100P Rockwell SQ100
VC	90	Single speed Non-Locking	5.63 (23M)	Rockwell (RS23160)	YS	90	Forward rear Rear rear	4.33 (40M)	Rockwell SQ100P Rockwell SQ100
VD	90	Single speed Non-Locking	6.14 (23M)	Rockwell (RS23160)	YT	90	Forward rear Rear rear	4.88 (40M)	Rockwell SQ100P Rockwell SQ100
VE	90	Single speed Non-Locking	6.83 (23M)	Rockwell (RS23160)	YU	90	Forward rear Rear rear	3.90 (40M)	Rockwell SQ100P Rockwell SQ100
VF	90	Single speed Non-Locking	7.17 (23M)	Rockwell (RS23160)	YV	90	Forward rear Rear rear	4.10 (40M)	Rockwell SQ100P Rockwell SQ100
WA	90	Two speed Non-Locking	6.50/9.07 (17.5M)	Rockwell (RS17220)	YW	90	Forward rear Rear rear	5.29 (40M)	Rockwell SQ100P Rockwell SQ100

**1990/
TRUCK SERIES 600/900**

1990/ REAR AXLE WARRANTY PLATE CODE CHART

C O D E	YEAR	TYPE	RATIO & CAPACITY	VENDOR MODEL %	C O D E	YEAR	TYPE	RATIO & CAPACITY	VENDOR MODEL %
B2	90	Forward rear Rear rear	3.55 (40M)	Rockwell SQ100 Rockwell SQ100	V4	90	Single speed Non-Locking	3.73 (23M)	Rockwell (RS23160)
B3	90	Forward rear Rear rear	3.73 (40M)	Rockwell SQ100 Rockwell SQ100	V5	90	Single speed Non-Locking	3.91 (23M)	Rockwell (RS23160)
B4	90	Forward rear Rear rear	3.90 (40M)	Rockwell SQ100 Rockwell SQ100	V6	90	Single speed Non-Locking	4.10 (23M)	Rockwell (RS23160)
B5	90	Forward rear Rear rear	4.10 (40M)	Rockwell SQ100 Rockwell SQ100	V7	90	Single speed Non-Locking	4.30 (23M)	Rockwell (RS23160)
B6	90	Forward rear Rear rear	4.33 (40M)	Rockwell SQ100 Rockwell SQ100	V8	90	Single speed Non-Locking	4.56 (23M)	Rockwell (RS23160)
B8	90	Forward rear Rear rear	4.63 (40M)	Rockwell SQ100 Rockwell SQ100	V9	90	Single speed Non-Locking	4.89 (23M)	Rockwell (RS23160)
B9	90	Forward rear Rear rear	4.88 (40M)	Rockwell SQ100 Rockwell SQ100	W1	90	Two speed Non-Locking	4.30/6.00 (17.5M)	Rockwell (RS17220)
C4	90	Single speed Non-Locking	3.42 (23M)	Rockwell (RS23180)	W3	90	Two speed Non-Locking	6.14/8.57 (17.5M)	Rockwell (RS17220)
C5	90	Single speed Non-Locking	3.58 (23M)	Rockwell (RS23180)	W7	90	Two speed Non-Locking	4.56/6.36 (17.5M)	Rockwell (RS17220)
C6	90	Single speed Non-Locking	3.73 (23M)	Rockwell (RS23180)	W8	90	Two speed Non-Locking	4.88/6.80 (17.5M)	Rockwell (RS17220)
C7	90	Single speed Non-Locking	3.91 (23M)	Rockwell (RS23180)	W9	90	Two speed Non-Locking	5.38/7.50 (17.5M)	Rockwell (RS17220)
C8	90	Single speed Non-Locking	4.10 (23M)	Rockwell (RS23180)	X1	90	Two speed Non-Locking	4.10/5.59 (23M)	Rockwell (RS23240)
D3	90	Forward rear Rear rear	3.73 (40M)	Rockwell SQ100 Rockwell SQ100	X2	90	Two speed Non-Locking	4.30/5.86 (23M)	Rockwell (RS23240)
D5	90	Forward rear Rear rear	4.10 (40M)	Rockwell SQ100 Rockwell SQ100	X3	90	Two speed Non-Locking	4.56/6.22 (23M)	Rockwell (RS23240)
F4	90	Single speed Non-Locking	4.30 (13M)	Rockwell (RS13120)	X4	90	Two speed Non-Locking	4.88/6.65 (23M)	Rockwell (RS23240)
F5	90	Single speed Non-Locking	4.88 (13M)	Rockwell (RS13120)	X5	90	Two speed Non-Locking	5.38/7.33 (23M)	Rockwell (RS23240)
F6	90	Single speed Non-Locking	6.14 (13M)	Rockwell (RS13120)	X6	90	Two speed Non-Locking	5.57/7.60 (23M)	Rockwell (RS23240)
F7	90	Single speed Non-Locking	7.17 (13M)	Rockwell (RS13120)	X7	90	Two speed Non-Locking	6.14/8.38 (23M)	Rockwell (RS23240)
G4	90	Two speed Non-Locking	4.56/6.36 (15M)	Rockwell (RS15210)	X8	90	Two speed Non-Locking	6.50/8.86 (23M)	Rockwell (RS23240)
G5	90	Two speed Non-Locking	4.88/6.80 (15M)	Rockwell (RS15210)	X9	90	Two speed Non-Locking	7.17/9.77 (23M)	Rockwell (RS23240)
G6	90	Two speed Non-Locking	5.38/7.50 (15M)	Rockwell (RS15210)	2E	90	Single speed Non-Locking	3.91 (21M)	Rockwell (RS21145)
G7	90	Two speed Non-Locking	6.14/8.57 (15M)	Rockwell (RS15210)	3E	90	Two speed Non-Locking	3.91/5.45 (21M)	Rockwell (RS21230)
G9	90	Two speed Non-Locking	6.83/9.53 (15M)	Rockwell (RS15210)	2F	90	Single speed Non-Locking	4.10 (21M)	Rockwell (RS21145)
T7	90	Single speed Non-Locking	5.86 (15M)	Rockwell (RS15120)	3F	90	Two speed Non-Locking	4.10/5.72 (21M)	Rockwell (RS21230)
V1	90	Single speed Non-Locking	3.42 (23M)	Rockwell (RS23160)	8F	90	Forward rear Rear rear	3.73 (40M)	Rockwell SQ100P Rockwell SQ100
V2	90	Single speed Non-Locking	3.58 (23M)	Rockwell (RS23160)	1G	90	Single speed Non-Locking	3.42 (23M)	Rockwell (RS23160)

1990/
TRUCK SERIES 600/900

1990/ REAR AXLE WARRANTY PLATE CODE CHART

C O D E	YEAR	TYPE	RATIO & CAPACITY	VENDOR MODEL %	C O D E	YEAR	TYPE	RATIO & CAPACITY	VENDOR MODEL %
2G	90	Single speed Non-Locking	4.56 (21M)	Rockwell (RS21145)	9P	90	Single speed Non-Locking	4.10 (23M)	Rockwell (RS23180)
3G	90	Two speed Non-Locking	4.56/6.36 (21M)	Rockwell (RS21230)	9Q	90	Single speed Non-Locking	4.30 (23M)	Rockwell (RS23180)
1H	90	Single speed Non-Locking	3.58 (23M)	Rockwell (RS23160)	9R	90	Single speed Non-Locking	4.56 (23M)	Rockwell (RS23180)
2H	90	Single speed Non-Locking	4.88 (21M)	Rockwell (RS21145)	9S	90	Single speed Non-Locking	4.89 (23M)	Rockwell (RS23180)
3H	90	Two speed Non-Locking	4.88/6.80 (21M)	Rockwell (RS21230)	5U	90	Single speed Non-locking	4.30 (15M)	Rockwell (RS17140)
1J	90	Single speed Non-Locking	3.73 (23M)	Rockwell (RS23160)	9U	90	Single speed Non-Locking	5.38 (23M)	Rockwell (RS23180)
2J	90	Single speed Non-Locking	5.29 (21M)	Rockwell (RS21145)	9W	90	Single speed Non-Locking	5.63 (23M)	Rockwell (RS23180)
3J	90	Two speed Non-Locking	5.38/7.50 (21M)	Rockwell (RS21230)	9X	90	Single speed Non-Locking	6.14 (23M)	Rockwell (RS23180)
8J	90	Forward rear Rear rear	4.10 (40M)	Rockwell SQ100P Rockwell SQ100	29	90	Single speed Non-Locking	4.30 (21M)	Rockwell (RS21145)
9J	90	Single speed Non-Locking	3.42 (23M)	Rockwell (RS23180)	39	90	Two speed Non-Locking	4.30/6.00 (21M)	Rockwell (RS21230)
1K	90	Single speed Non-Locking	3.91 (23M)	Rockwell (RS23160)	53	90	Single speed Non-Locking	4.56 (17.5M)	Rockwell (RS17140)
2K	90	Single speed Non-Locking	5.86 (21M)	Rockwell (RS21145)	54	90	Single speed Non-Locking	4.88 (17.5M)	Rockwell (RS17140)
3K	90	Two speed Non-Locking	6.50/9.07 (21M)	Rockwell (RS21230)	55	90	Single speed Non-Locking	5.29 (17.5M)	Rockwell (RS17140)
9K	90	Single speed Non-Locking	3.58 (23M)	Rockwell (RS23180)	56	90	Single speed Non-Locking	5.86 (17.5M)	Rockwell (RS17140)
1M	90	Single speed Non-Locking	4.10 (23M)	Rockwell (RS23160)	57	90	Single speed Non-Locking	6.43 (17.5M)	Rockwell (RS17140)
2M	90	Single speed Non-Locking	6.43 (21M)	Rockwell (RS21145)	58	90	Single speed Non-Locking	6.83 (17.5M)	Rockwell (RS17140)
3M	90	Two speed Non-Locking	6.83/9.53 (21M)	Rockwell (RS21230)	59	90	Single speed Non-Locking	7.17 (17.5M)	Rockwell (RS17140)
9M	90	Single speed Non-Locking	3.73 (23M)	Rockwell (RS23180)	91	90	Forward rear Rear rear	3.73 (34M)	Rockwell SL100 Rockwell SL100
2N	90	Single speed Non-Locking	6.83 (21M)	Rockwell (RS21145)	92	90	Forward rear Rear rear	4.10 (34M)	Rockwell SL100 Rockwell SL100
3N	90	Two speed Non-Locking	7.17/10.0 (21M)	Rockwell (RS21230)	93	90	Forward rear Rear rear	5.86 (34M)	Rockwell SL100 Rockwell SL100
9N	90	Single speed Non-Locking	3.91 (23M)	Rockwell (RS23180)	94	90	Forward rear Rear rear	6.14 (34M)	Rockwell SL100 Rockwell SL100
2P	90	Single speed Non-Locking	7.17 (21M)	Rockwell (RS21145)	95	90	Forward rear Rear rear	7.17 (34M)	Rockwell SL100 Rockwell SL100

1990/
TRUCK SERIES 600/900

1990 REAR AXLE APPLICATION CHART

For information pertaining to the identification of rear axles and related parts, refer to page 1 of this section.

If complete axle assy. or differential assy. is desired, find the parts list number in the chart below, then refer the the Rear Axle and Differential Carrier Chart on page 33 of this section.

SERIES	YEAR	S P E E D	MANUFACTURER		CAPACITY	REMARKS	DRIVE GEAR TYPE	ILLUS. SEC.40 PAGE	PARTS LIST NO.
			NAME %	MODEL					

% Rockwell refers to Rockwell (Timken)
⊕ Illustration to follow in a subsequent change

SINGLE AXLES

B F600/900	90	1	Rockwell	RS13120	13M	Non-Locking	Hypoid	30	6
B F600/900	90	1	Rockwell	RS15120	15M	Non-Locking	Hypoid	31	7
B F600/900	90	2	Rockwell	RS15210	15M	Non Locking	Hypoid	32	8
B-CF-F-LN600/900	90	1	Rockwell	RS17140	17.5M	Non-Locking	Hypoid	33	9
B-CF-F-LN600/900	90	2	Rockwell	RS17220	17.5M	Non-Locking	Hypoid	34	10
B-C-CF-CL-F-L-LN-LS600/900	90	1	Rockwell	RS21145	21M	Non-Locking	Hypoid	35	11
B-C-CF-CL-F-L-LA-LN-LS600/900	90	1	Rockwell	RS21145	21M	Locking	Hypoid	41	16
B C CF CL F L LN600/900	90	2	Rockwell	RS21230	21M	Non-Locking	Hypoid	36	12
B CF CL F L LA LN LS600/900	90	1	Rockwell	RS23160	23M	Non Locking	Hypoid	37	13
B CF CL F L LA LN LS600/900	90	1	Rockwell	RS23160	23M	Locking	Hypoid	42	17
CL-L-LA-LL-LN-LS700/900	90	1	Rockwell	RS23180	23M	Non-Locking	Hypoid	38	14
CL-F-L-LA-LL-LN-LS800/900	90	1	Rockwell	RS23180	23M	Locking	Hypoid	43	18
B-C-CF-CL-F-L-LN600/900	90	2	Rockwell	RS23240	23M	Non-Locking	Hypoid	39	15

TANDEM AXLES

S-Single Reduction

⊕ Illustration to follow in a subsequent change

CLT-CT-FT-LNT-LT-LTA-LTL-LTS800/900 -- forward rear	90	S	Rockwell	SL100	34M		Hypoid	26	1
				SL100				27	2
CLT-CT-FT-LNT-LT-LTA-LTL-LTS800/900 -- Forward rear	90	S	Rockwell	SQ100	38M		Hypoid	26	3
				SQ100				27	4
CLT-CT-FT-LNT-LT-LTA-LTL-LTS800/900 -- forward rear	90	S	Rockwell	SQ100-P	40M		Hypoid	⊕	5
				SQ100				27	4
CLT-CFT-FT-LNT-LT-LTL-LTS800/900 -- forward rear	90	S	Rockwell	RD20145	40M	W/diff. lock	Hypoid	44	19
				RR20145				41	21
CLT-CFT-FT-LNT-LT-LTL-LTS800/900 -- forward rear	90	S	Rockwell	RP20145	40M	W/diff. lock	Hypoid	44	20
				RR20145				41	21
CLT-FT-LNT-LT-LTL-LTS800/900 -- forward rear	90	S	Rockwell	RD20145	40M	W/o diff. lock	Hypoid	⊕	24
				RR20145				⊕	25
CLT-FT-LNT-LT-LTL-LTS800/900 -- forward rear	90	S	Rockwell	RP20145	40M	W/o diff. lock	Hypoid	⊕	26
				RR20145				⊕	25
FT-LNT-LT-LTL-LTS800/900 -- forward rear	90	S	Rockwell	RD17145	34M	W/o diff. lock	Hypoid	⊕	22
				RR17145				⊕	23

1990/
TRUCK SERIES 600/900

SERIES	YEAR	S P E E D	MANUFACTURER		CAPACITY	REMARKS	DRIVE GEAR TYPE	ILLUS. SEC.40 PAGE	PARTS LIST NO.
			NAME %	MODEL					
% Rockwell refers to Rockwell (Timken) — Cont'd									
TANDEM AXLES									
S-Single Reduction									
⊕ Illustration to follow in a subsequent change									
LNT-LT-LTL-LTS800/900 -- forward	90	S	Rockwell	RD23160	46M	W/o diff. lock	Hypoid	⊕	27
rear				RR23160				⊕	28
LNT-LT-LTL-LTS800/900 -- forward	90	S	Rockwell	RP23160	46M	W/diff. lock	Hypoid	⊕	29
rear				RR23160				⊕	30

DIFFERENTIAL CARRIER and REAR AXLE IDENTIFICATION

For illustrations showing the location of the various carrier and axle identification numbers, refer to page 2 of this Section. Also refer to page 1 of this section for information pertaining to other methods of identifying rear axles and related parts.

IF COMPLETE AXLE ASSY. or DIFFERENTIAL ASSY. IS DESIRED, FIND THE PARTS LIST NUMBER IN THE CHART BELOW, THEN REFER TO PAGE 33 OF THIS SECTION.

DIFFERENTIAL CARRIER AND REAR AXLE IDENTIFICATION CHART

IDENTIFICATION NUMBER	%MFR.	RATIO	PARTS LIST NO.	IDENTIFICATION NUMBER	%MFR.	RATIO	PARTS LIST NO.
% Rockwell refers to Rockwell (Timken)							
A1-J-1648	Rockwell	3.42	27	A1-T-1658	Rockwell	3.42	28
		3.58	27			3.58	28
		3.73	27			3.73	13,28
		3.91	27			3.91	13,28
		4.10	27			4.10	13,28
		4.30	27			4.30	13,28
		4.56	27			4.56	13,28
		4.89	27			4.89	13,28
		5.38	27			5.38	13,28
		5.63	27			5.63	13,28
A1-M-1677	Rockwell	3.42	19	A1-V. 1660	Rockwell	3.42	17,30
		3.58	19			3.58	17,30
		3.73	19			3.73	17,30
		3.91	19			3.91	17,30
		4.10	19	4.10	17,30		
		4.30	19	4.30	17,30		
		4.56	19	4.56	17,30		
		4.88	19	4.88	17,30		
		5.29	19	5.29	17,30		
		5.86	19	5.86	17,30		
		6.14	19	6.14	17,30		
		6.43	19	6.43	17,30		
		7.17	19	7.17	17,30		
						6.14	17
				6.83	17		
				7.17	17		

1990/
TRUCK SERIES 600/900

DIFFERENTIAL CARRIER AND REAR AXLE IDENTIFICATION CHART

IDENTIFICATION NUMBER	%MFR.	RATIO	PARTS LIST NO.	IDENTIFICATION NUMBER	%MFR.	RATIO	PARTS LIST NO.		
% Rockwell refers to Rockwell (Timken) — Cont'd									
A1-X-1662	Rockwell	3.42	26	A7-L-1676	Rockwell	4.30	9		
		3.58	26			4.56	9		
		3.73	26			4.88	9		
		3.91	26			5.29	9		
		4.10	26			5.86	9		
		4.30	26			6.43	9		
		4.56	26			6.83	9		
		4.88	26			7.17	9		
		5.29	26			A7-M-1547	Rockwell	4.56	11
		5.86	26					4.88	11
		6.14	26					A8-F-1488	Rockwell
		6.43	26			4.10	7		
		7.17	26			4.30	6,7		
A3-M-1677	Rockwell	4.56	19	4.56	7				
		A4-G-1645	Rockwell	3.42	24	4.88	6,7		
				3.58	24	5.13	7		
				3.73	24	5.86	6,7		
				3.91	24	6.14	6,7		
				4.10	24	7.17	6,7		
				4.30	24	A8-L-1676	Rockwell	3.42	25
				4.56	24			3.58	25
				4.88	24			3.73	25
				5.29	24			3.91	11,25
				5.86	24			4.10	11,25
				6.14	24			4.30	11,25
				6.43	24			4.56	11,25
7.17	24			4.88	11,25				
A4-T-1658	Rockwell	4.56	13	5.29	11,25				
		A4-V-1660	Rockwell	4.56	17			5.86	11,25
A5-C-1381	Rockwell			3.42	14			6.14	25
		3.58	14	6.43	11,25				
		3.73	14	6.83	11				
		3.91	14	7.17	11,25				
		4.10	14	A9-L-1676	Rockwell	3.42	23		
A5-T-1658	Rockwell	4.56	13			3.58	23		
		A5-V-1660	Rockwell			4.56	17	3.73	23
A6-C-1381	Rockwell					3.42	18	3.91	23
		3.58	18			4.10	23		
		3.73	18	4.30	23				
		3.91	18	4.56	23				
		4.10	18	4.88	23				
A6-G-1645	Rockwell	3.42	22	5.29	23				
		3.58	22	5.86	23				
		3.73	22	6.14	23				
		3.91	22	6.43	23				
		4.10	22	7.17	23				
		4.30	22	A9-P-1628	Rockwell	3.42	29		
		4.56	22			3.58	29		
		4.88	22			3.73	29		
		5.29	22			3.91	29		
		5.86	22			4.10	29		
		6.14	22	4.30	29				
		6.43	22	4.56	29				
		7.17	22	4.89	29				
A7-L-1676	Rockwell	3.73	9	5.38	29				
		3.91	9	5.63	29				
		4.10	9						

1990/
TRUCK SERIES 600/900

DIFFERENTIAL CARRIER AND REAR AXLE IDENTIFICATION CHART

IDENTIFICATION NUMBER	%MFR.	RATIO	PARTS LIST NO.	IDENTIFICATION NUMBER	%MFR.	RATIO	PARTS LIST NO.		
% Rockwell refers to Rockwell (Timken) — Cont'd									
A10-L-1676	Rockwell	4.88	11	A31-H-1568	Rockwell	4.56/6.36	8		
A11-L-1676	Rockwell	4.56	11			4.88/6.80	8		
A12-L-1676	Rockwell	4.56	11			5.38/7.50	8		
A12-R-1500	Rockwell	3.42	21			5.86/8.17	8		
		3.58	21			6.14/8.57	8		
		3.73	16,21			6.83/9.53	8		
		3.91	16,21	A31-R-1500	Rockwell	4.56	16		
		4.10	16,21	A44-F-1566	Rockwell	4.10/5.59	15		
		4.30	16,21			4.30/5.86	15		
		4.56	16,21			4.56/6.22	15		
		4.88	16,21			4.88/6.65	15		
		5.29	16,21			5.38/7.33	15		
		5.86	16,21			5.57/7.60	15		
		6.14	21			6.14/8.38	15		
6.43	16,21	6.50/8.86	15						
6.83	16	7.17/9.77	15						
7.17	16,21	A48-D-1616	Rockwell	4.30/6.00	10				
A15-C-1511	Rockwell	3.42	13			4.56/6.36	10		
		3.73	13			4.88/6.80	10		
		3.91	13			5.38/7.50	10		
		4.10	13			5.86/8.17	10		
A16-M-1547	Rockwell	4.56	11			6.14/8.57	10		
		4.88	11			6.50/9.07	10		
		5.86	11			6.83/9.53	10		
A17-C-1511	Rockwell	3.42	17			7.17/10.00	10		
		3.58	17	A50-D-1564	Rockwell	5.86/8.17	12		
		3.73	17	A54-U-1399	Rockwell	3.42	18		
		3.91	17			3.58	18		
		4.10	17			3.73	18		
		3.91	18						
		4.10	18						
A17-L-1676	Rockwell	4.88	9			4.30	18		
A17-M-1547	Rockwell	4.56	11			4.56	18		
		4.88	11			4.89	18		
A18-L-1624	Rockwell	3.42	20			5.38	18		
		3.58	20			5.63	18		
		3.73	20						
		3.91	20						
		4.10	20	A59-D-1564	Rockwell	3.91/5.45	12		
		4.30	20			4.10/5.72	12		
		4.56	20			4.30/6.00	12		
		4.88	20			4.56/6.36	12		
		5.29	20			4.88/6.80	12		
		5.86	20			5.38/7.50	12		
6.14	20			5.86/8.17	12				
A22-F-1566	Rockwell	4.56/6.22	15			6.50/9.07	12		
A23-F-1566	Rockwell	4.56/6.22	15			6.83/9.53	12		
A24-D-1564	Rockwell	4.56/6.36	12			7.17/10.00	12		
A24-D-1616	Rockwell	4.88/6.80	10	A61-U-1399	Rockwell	3.42	14		
A25-D-1564	Rockwell	4.56/6.36	12			3.58	14		
A26-D-1564	Rockwell	4.56/6.36	12			3.73	14		
A27-D-1564	Rockwell	4.88/6.80	12			3.91	14		
A29-R-1500	Rockwell	4.56	16					4.10	14
		4.88	16					4.30	14
A30-R-1500	Rockwell	4.56	16					4.56	14
								4.89	14
								5.38	14
								5.63	14

1990/
TRUCK SERIES 600/900

DIFFERENTIAL CARRIER AND REAR AXLE IDENTIFICATION CHART

IDENTIFICATION NUMBER	%MFR.	RATIO	PARTS LIST NO.	IDENTIFICATION NUMBER	%MFR.	RATIO	PARTS LIST NO.
% Dana refers to Dana (Spicer) and Rockwell refers to Rockwell (Timken) — Cont'd							
B10-N-1314	Rockwell	3.73	4	G72-R-1032	Rockwell	3.73	3
		3.90	4			4.10	3
		4.10	4			4.33	3
		4.33	4			4.63	3
		4.63	4			4.88	3
		4.88	4			5.29	3
		5.29	4			5.86	3
B11-N-1314	Rockwell	5.86	4	G73-R-1032	Rockwell	6.14	3
		6.14	4			3.73	1
		3.73	2			3.90	1
		3.90	2			4.10	1
		4.10	2			4.33	1
		4.33	2			4.63	1
		4.63	2			4.88	1
G71-R-1032	Rockwell	4.88	2	5.29	1		
		5.29	2	5.86	1		
		5.86	2	6.14	1		
		6.14	2				
		3.90	5				
		4.10	5				
		4.33	5				

1990/ TRUCK SERIES 600/900

REAR AXLE and DIFFERENTIAL CARRIER ASSEMBLIES

Rear axle and differential carrier assemblies, although not normally stocked as service items, may be obtained from the nearest assembly plant when used in current production. Order through your local parts distribution center.

The chart which follows is in parts list number sequence. Refer to page 1 of this Section for information to identify rear axle and differential carrier assemblies by -

1. Warranty Plate Code. Page 25
2. Truck Model Application. Page 28
3. Differential Carrier or Axle Tag Identification. Page 29
4. Truck Specifications List (T.S.L.). Page 3

The rear axle assemblies vary as follows.

- 4005 - incl. shafts, less brakes, hubs and drums
- 4200 - less brakes, hubs, drums, shafts and housing
- 4300 - less brakes, hubs, drums, shafts and housing
- 4305 - incl. shafts, less brakes, hubs and drums
- 4A375 - incl. shafts, less brakes, hubs, drums and yoke (incl. yoke for production assemblies only)
- 4B430 - incl. shafts, less brakes, hubs, drums and yoke (incl. yoke for production assemblies only)

REAR AXLE AND DIFFERENTIAL CARRIER CHART										
PARTS LIST NO.	RATIO	FLANGE				NOTE	REAR AXLE PART NUMBER	RING GEAR DIA. (IN.) ▲	CARRIER	
		SIZE †	INPUT	SIZE †	OUTPUT				IDENTIFICATION	PART NUMBER
▲ RING GEAR DIAMETER LISTED ONLY WHEN OPTIONAL SIZES ARE SHOWN IN PARTS LISTS.										
† FOR FLANGE TYPE IDENTIFICATION REFER TO GROUP 4851										
Notes: ◇ U joint flange not included in assy. Determine by size of vehicle drive line. A - Air lockout										
H - Hendrickson suspension, N - Neway suspension										
1	3.73	1710	E9HZ 4351-D	1610	E1HZ 4465-A	A,H,◇	E9HT 4A375-E006A		G73-R-1032	E6HZ 4300-AL
	3.90	1710	E9HZ 4351-D	1610	E1HZ 4465-A	A,H,◇	E9HT 4A375-E007A		G73-R-1032	E6HZ 4300-AM
	4.10	1710	E9HZ 4351-D	1610	E1HZ 4465-A	A,H,◇	E9HT 4A375-E008A		G73-R-1032	E6HZ 4300-AN
	4.33	1710	E9HZ 4351-D	1610	E1HZ 4465-A	A,H,◇	E9HT 4A375-E009A		G73-R-1032	E6HZ 4300-AP
	4.63	1710	E9HZ 4351-D	1610	E1HZ 4465-A	A,H,◇	E9HT 4A375-E011A		G73-R-1032	E6HZ 4300-AR
	4.88	1710	E9HZ 4351-D	1610	E1HZ 4465-A	A,H,◇	E9HT 4A375-E012A		G73-R-1032	E6HZ 4300-AS
	5.29	1710	E9HZ 4351-D	1610	E1HZ 4465-A	A,H,◇	E9HT 4A375-E013A		G73-R-1032	E6HZ 4300-AT
	5.86	1710	E9HZ 4351-D	1610	E1HZ 4465-A	A,H,◇	E9HT 4A375-E015A		G73-R-1032	E6HZ 4300-AV
	6.14	1710	E9HZ 4351-D	1610	E1HZ 4465-A	A,H,◇	E9HT 4A375-E016A		G73-R-1032	E6HZ 4300-AW
	2	3.73	1610	E1HZ 4851-E			H,◇	E9HT 4B430-J006A		B11-N-1314
3.90		1610	E1HZ 4851-E			H,◇	E9HT 4B430-J007A		B11-N-1314	E4HZ 4200-DG
4.10		1610	E1HZ 4851-E			H,◇	E9HT 4B430-J008A		B11-N-1314	E4HZ 4200-DH
4.33		1610	E1HZ 4851-E			H,◇	E9HT 4B430-J009A		B11-N-1314	E4HZ 4200-DJ
4.63		1610	E1HZ 4851-E			H,◇	E9HT 4B430-J011A		B11-N-1314	E4HZ 4200-DK
4.88		1610	E1HZ 4851-E			H,◇	E9HT 4B430-J012A		B11-N-1314	E4HZ 4200-DL
5.29		1610	E1HZ 4851-E			H,◇	E9HT 4B430-J013A		B11-N-1314	E4HZ 4200-DM
5.86		1610	E1HZ 4851-E			H,◇	E9HT 4B430-J015A		B11-N-1314	E4HZ 4200-DN
6.14		1610	E1HZ 4851-E			H,◇	E9HT 4B430-J016A		B11-N-1314	E4HZ 4200-DP
3		3.73	1710	E9HZ 4351-D	1610	E1HZ 4465-A	A,H,◇	E9HT 4A375-E056A		G72-R-1032
	4.10	1710	E9HZ 4351-D	1610	E1HZ 4465-A	A,H,◇	E9HT 4A375-E058A		G72-R-1032	E6HZ 4300-AA
	4.33	1710	E9HZ 4351-D	1610	E1HZ 4465-A	A,H,◇	E9HT 4A375-E059A		G72-R-1032	E6HZ 4300-AB
	4.63	1710	E9HZ 4351-D	1610	E1HZ 4465-A	A,H,◇	E9HT 4A375-E061A		G72-R-1032	E6HZ 4300-AC
	4.88	1710	E9HZ 4351-D	1610	E1HZ 4465-A	A,H,◇	E9HT 4A375-E062A		G72-R-1032	E6HZ 4300-AD
	5.29	1710	E9HZ 4351-D	1610	E1HZ 4465-A	A,H,◇	E9HT 4A375-E063A		G72-R-1032	E6HZ 4300-AE
	5.86	1710	E9HZ 4351-D	1610	E1HZ 4465-A	A,H,◇	E9HT 4A375-E065A		G72-R-1032	E6HZ 4300-AF
	6.14	1710	E9HZ 4351-D	1610	E1HZ 4465-A	A,H,◇	E9HT 4A375-E066A		G72-R-1032	E6HZ 4300-AG

1990/
TRUCK SERIES 600/900

REAR AXLE AND DIFFERENTIAL CARRIER CHART

PARTS LIST NO.	RATIO	FLANGE				NOTE	REAR AXLE PART NUMBER	RING GEAR DIA. (IN.)	CARRIER	
		SIZE †	INPUT	SIZE †	OUTPUT				IDENTIFICATION	PART NUMBER
▲ RING GEAR DIAMETER LISTED ONLY WHEN OPTIONAL SIZES ARE SHOWN IN PARTS LISTS.										
† FOR FLANGE TYPE IDENTIFICATION REFER TO GROUP 4851										
Notes: ◊ U joint flange not included in assy. Determine by size of vehicle drive line. A - Air lockout										
H - Hendrickson suspension, N - Neway suspension										
4	3.73	1610	E1HZ 4851-E			H,◊	E9HT 4B430-J056A		B10-N-1314	E4HZ 4200-CT
	3.90	1610	E1HZ 4851-E			H,◊	E9HT 4B430-J057A		B10-N-1314	E4HZ 4200-CV
	4.10	1610	E1HZ 4851-E			H,◊	E9HT 4B430-J058A		B10-N-1314	E4HZ 4200-CW
	4.33	1610	E1HZ 4851-E			H,◊	E9HT 4B430-J059A		B10-N-1314	E4HZ 4200-CX
	4.63	1610	E1HZ 4851-E			H,◊	E9HT 4B430-J061A		B10-N-1314	E4HZ 4200-CY
	4.88	1610	E1HZ 4851-E			H,◊	E9HT 4B430-J062A		B10-N-1314	E4HZ 4200-CZ
	5.29	1610	E1HZ 4851-E			H,◊	E9HT 4B430-J063A		B10-N-1314	E4HZ 4200-DA
	5.86	1610	E1HZ 4851-E			H,◊	E9HT 4B430-J065A		B10-N-1314	E4HZ 4200-DB
5	6.14	1610	E1HZ 4851-E			H,◊	E9HT 4B430-J066A		B10-N-1314	E4HZ 4200-DC
	3.90	1710	E9HZ 4351-D	1610	E1HZ 4465-A	A,H,◊	E9HT 4A375-E107A		G71-R-1032	E6HZ 4300-S
	4.10	1710	E9HZ 4351-D	1610	E1HZ 4465-A	A,H,◊	E9HT 4A375-E108A		G71-R-1032	E6HZ 4300-T
	4.33	1710	E9HZ 4351-D	1610	E1HZ 4465-A	A,H,◊	E9HT 4A375-E109A		G71-R-1032	E6HZ 4300-V
	4.63	1710	E9HZ 4351-D	1610	E1HZ 4465-A	A,H,◊	E9HT 4A375-E111A		G71-R-1032	E6HZ 4300-W
	4.88	1710	E9HZ 4351-D	1610	E1HZ 4465-A	A,H,◊	E9HT 4A375-E112A		G71-R-1032	E6HZ 4300-AK
	5.29	1710	E9HZ 4351-D	1610	E1HZ 4465-A	A,H,◊	E9HT 4A375-E113A		G71-R-1032	E6HZ 4300-BF
	5.86	1710	E9HZ 4351-D	1610	E1HZ 4465-A	A,H,◊	E9HT 4A375-E115A		G71-R-1032	E6HZ 4300-BG
6	6.14	1710	E9HZ 4351-D	1610	E1HZ 4465-A	A,H,◊	E9HT 4A375-E116A		G71-R-1032	E6HZ 4300-BH
	4.30	1480	E4HZ 4851-S				E9HT 4B430-D009A		A8-F-1488	E9HZ 4200-AE
		1550	E4HZ 4851-T							
		1610	E7HZ 4851-J							
		1710	E7HZ 4851-K							
	4.88	1480	E4HZ 4851-S				E9HT 4B430-D011A		A8-F-1488	E9HZ 4200-AG
		1550	E4HZ 4851-T							
		1610	E7HZ 4851-J							
		1710	E7HZ 4851-K							
	5.86	1480	E4HZ 4851-S				E9HT 4B430-D015A		A8-F-1488	E9HZ 4200-AJ
		1550	E4HZ 4851-T							
		1610	E7HZ 4851-J							
1710		E7HZ 4851-K								
6.14	1480	E4HZ 4851-S				E9HT 4B430-D016A		A8-F-1488	E9HZ 4200-AK	
	1550	E4HZ 4851-T								
	1610	E7HZ 4851-J								
	1710	E7HZ 4851-K								
7.17	1480	E4HZ 4851-S				E9HT 4B430-D019A		A8-F-1488	E9HZ 4200-AL	
	1550	E4HZ 4851-T								
	1610	E7HZ 4851-J								
	1710	E7HZ 4851-K								
7	3.73	1480	E4HZ 4851-S				E9HT 4B430-F056A		A8-F-1488	E9HZ 4200-FV
		1550	E4HZ 4851-T							
		1610	E7HZ 4851-J							
		1710	E7HZ 4851-K							
	4.10	1480	E4HZ 4851-S				E9HT 4B430-F058A		A8-F-1488	E9HZ 4200-FW
		1550	E4HZ 4851-T							
		1610	E7HZ 4851-J							
		1710	E7HZ 4851-K							
	4.30	1480	E4HZ 4851-S				E9HT 4B430-F059A		A8-F-1488	E9HZ 4200-AE
		1550	E4HZ 4851-T							
		1610	E7HZ 4851-J							
		1710	E7HZ 4851-K							
4.56	1480	E4HZ 4851-S				E9HT 4B430-F060A		A8-F-1488	E9HZ 4200-AF	
	1550	E4HZ 4851-T								
	1610	E7HZ 4851-J								
	1710	E7HZ 4851-K								

1990/
TRUCK SERIES 600/900

REAR AXLE AND DIFFERENTIAL CARRIER CHART										
PARTS LIST NO.	RATIO	FLANGE				NOTE	REAR AXLE PART NUMBER	RING GEAR DIA. (IN.) ▲	CARRIER	
		SIZE †	INPUT	SIZE †	OUTPUT				IDENTIFICATION	PART NUMBER
▲ RING GEAR DIAMETER LISTED ONLY WHEN OPTIONAL SIZES ARE SHOWN IN PARTS LISTS.										
† FOR FLANGE TYPE IDENTIFICATION REFER TO GROUP 4851										
Notes: ◊ U joint flange not included in assy. Determine by size of vehicle drive line. A - Air lockout, H - Hendrickson suspension N - Neway suspension										
7	4.88	1480	E4HZ 4851-S				E9HT 4B430-F061A		A8-F-1488	E9HZ 4200-AG
		1550	E4HZ 4851-T							
		1610	E7HZ 4851-J							
		1710	E7HZ 4851-K							
	5.13	1480	E4HZ 4851-S				E9HT 4B430-F062A		A8-F-1488	E9HZ 4200-AH
		1550	E4HZ 4851-T							
		1610	E7HZ 4851-J							
		1710	E7HZ 4851-K							
	5.86	1480	E4HZ 4851-S				E9HT 4B430-F065A		A8-F-1488	E9HZ 4200-AJ
		1550	E4HZ 4851-T							
		1610	E7HZ 4851-J							
		1710	E7HZ 4851-K							
	6.14	1480	E4HZ 4851-S				E9HT 4B430-F066A		A8-F-1488	E9HZ 4200-AK
		1550	E4HZ 4851-T							
		1610	E7HZ 4851-J							
		1710	E7HZ 4851-K							
	7.17	1480	E4HZ 4851-S				E9HT 4B430-F069A		A8-F-1488	E9HZ 4200-AL
		1550	E4HZ 4851-T							
		1610	E7HZ 4851-J							
		1710	E7HZ 4851-K							
8	4.56/6.36	1480	E4HZ 4851-S				E9HT 4B430-F110A		A31-H-1568	E9HZ 4200-AM
		1550	E4HZ 4851-T							
		1610	E7HZ 4851-J							
		1710	E7HZ 4851-K							
	4.88/6.80	1480	E4HZ 4851-S				E9HT 4B430-F111A		A31-H-1568	E9HZ 4200-AN
		1550	E4HZ 4851-T							
		1610	E7HZ 4851-J							
		1710	E7HZ 4851-K							
	5.38/7.50	1480	E4HZ 4851-S				E9HT 4B430-F113A		A31-H-1568	E9HZ 4200-AP
		1550	E4HZ 4851-T							
		1610	E7HZ 4851-J							
		1710	E7HZ 4851-K							
	5.86/8.17	1480	E4HZ 4851-S				E9HT 4B430-F115A		A31-H-1568	E9HZ 4200-AR
		1550	E4HZ 4851-T							
		1610	E7HZ 4851-J							
		1710	E7HZ 4851-K							
	6.14/8.57	1480	E4HZ 4851-S				E9HT 4B430-F116A		A31-H-1568	E9HZ 4200-AS
		1550	E4HZ 4851-T							
		1610	E7HZ 4851-J							
		1710	E7HZ 4851-K							
6.83/9.53	1480	E4HZ 4851-S				E9HT 4B430-F118A		A31-H-1568	E9HZ 4200-AT	
	1550	E4HZ 4851-T								
	1610	E7HZ 4851-J								
	1710	E7HZ 4851-K								
9	3.73	1480	E4HZ 4851-S				E9HT 4B430-H156A		A7-L-1676	E9HZ 4200-FR
		1550	E4HZ 4851-T							
		1610	E7HZ 4851-J							
		1710	E7HZ 4851-K							
	3.91	1480	E4HZ 4851-S				E9HT 4B430-H157A		A7-L-1676	E9HZ 4200-FS
		1550	E4HZ 4851-T							
		1610	E7HZ 4851-J							
		1710	E7HZ 4851-K							

1990/
TRUCK SERIES 600/900

REAR AXLE AND DIFFERENTIAL CARRIER CHART										
PARTS LIST NO.	RATIO	FLANGE				NOTE	REAR AXLE PART NUMBER	RING GEAR DIA. (IN.)	CARRIER	
		SIZE †	INPUT	SIZE †	OUTPUT				IDENTIFICATION	PART NUMBER
▲ RING GEAR DIAMETER LISTED ONLY WHEN OPTIONAL SIZES ARE SHOWN IN PARTS LISTS.										
† FOR FLANGE TYPE IDENTIFICATION REFER TO GROUP 4851										
Notes: ◇ U joint flange not included in assy. Determine by size of vehicle drive line. A - Air lockout										
H - Hendrickson suspension, N - Neway suspension										
9	4.10	1480	E4HZ 4851-S				E9HT 4B430-H158A		A7-L-1676	E9HZ 4200-FT
		1550	E4HZ 4851-T							
		1610	E7HZ 4851-J							
		1710	E7HZ 4851-K							
	4.30	1480	E4HZ 4851-S				E9HT 4B430-H159A		A7-L-1676	E9HZ 4200-CB
		1550	E4HZ 4851-T							
		1610	E7HZ 4851-J							
		1710	E7HZ 4851-K							
	4.56	1480	E4HZ 4851-S				E9HT 4B430-H160A		A7-L-1676	E9HZ 4200-CC
		1550	E4HZ 4851-T							
		1610	E7HZ 4851-J							
		1710	E7HZ 4851-K							
	4.88	1480	E4HZ 4851-S				E9HT 4B430-H161A		A7-L-1676	E9HZ 4200-CD
		1550	E4HZ 4851-T							
		1610	E7HZ 4851-J							
		1710	E7HZ 4851-K							
		1550	E4HZ 4851-T				89HU 4005-H035A		A17-L-1676	E9HZ 4200-FX
	5.29	1480	E4HZ 4851-S				E9HT 4B430-H163A		A7-L-1676	E9HZ 4200-CE
		1550	E4HZ 4851-T							
		1610	E7HZ 4851-J							
1710		E7HZ 4851-K								
5.86	1480	E4HZ 4851-S				E9HT 4B430-H165A		A7-L-1676	E9HZ 4200-CF	
	1550	E4HZ 4851-T								
	1610	E7HZ 4851-J								
	1710	E7HZ 4851-K								
6.43	1480	E4HZ 4851-S				E9HT 4B430-H167A		A7-L-1676	E9HZ 4200-CG	
	1550	E4HZ 4851-T								
	1610	E7HZ 4851-J								
	1710	E7HZ 4851-K								
6.83	1480	E4HZ 4851-S				E9HT 4B430-H168A		A7-L-1676	E9HZ 4200-CH	
	1550	E4HZ 4851-T								
	1610	E7HZ 4851-J								
	1710	E7HZ 4851-K								
7.17	1480	E4HZ 4851-S				E9HT 4B430-H169A		A7-L-1676	E9HZ 4200-CJ	
	1550	E4HZ 4851-T								
	1610	E7HZ 4851-J								
	1710	E7HZ 4851-K								
10	4.30/6.00	1480	E4HZ 4851-S				E9HT 4B430-H209A		A48-D-1616	E9HZ 4200-CK
		1550	E4HZ 4851-T							
		1610	E7HZ 4851-J							
		1710	E7HZ 4851-K							
	4.56/6.36	1480	E4HZ 4851-S				E9HT 4B430-H210A		A48-D-1616	E9HZ 4200-CL
		1550	E4HZ 4851-T							
		1610	E7HZ 4851-J							
		1710	E7HZ 4851-K							
	4.88/6.80	1550	E4HZ 4851-T				E7HT 4005-H235A		A24-D-1616	E7HZ 4200-BH
		1480	E4HZ 4851-S				E9HT 4B430-H211A		A48-D-1616	E9HZ 4200-CM
		1550	E4HZ 4851-T							
		1610	E7HZ 4851-J							
		1710	E7HZ 4851-K							

1990/
TRUCK SERIES 600/900

REAR AXLE AND DIFFERENTIAL CARRIER CHART										
PARTS LIST NO.	RATIO	FLANGE				NOTE	REAR AXLE PART NUMBER	RING GEAR DIA. (IN.) ▲	CARRIER	
		SIZE †	INPUT	SIZE †	OUTPUT				IDENTIFICATION	PART NUMBER
▲ RING GEAR DIAMETER LISTED ONLY WHEN OPTIONAL SIZES ARE SHOWN IN PARTS LISTS.										
† FOR FLANGE TYPE IDENTIFICATION REFER TO GROUP 4851										
Notes: ◇ U joint flange not included in assy. Determine by size of vehicle drive line. A - Air lockout H - Hendrickson suspension, N - Neway suspension										
10	5.38/7.50	1480	E4HZ 4851-S				E9HT 48430-H213A		A48-D-1616	E9HZ 4200-CN
		1550	E4HZ 4851-T							
		1610	E7HZ 4851-J							
		1710	E7HZ 4851-K							
	5.86/8.17	1480	E4HZ 4851-S				E9HT 48430-H215A		A48-D-1616	E9HZ 4200-CP
		1550	E4HZ 4851-T							
		1610	E7HZ 4851-J							
		1710	E7HZ 4851-K							
	6.14/8.57	1480	E4HZ 4851-S				E9HT 48430-H216A		A48-D-1616	E9HZ 4200-CR
		1550	E4HZ 4851-T							
		1610	E7HZ 4851-J							
		1710	E7HZ 4851-K							
	6.50/9.07	1480	E4HZ 4851-S				E9HT 48430-H217A		A48-D-1616	E9HZ 4200-CS
		1550	E4HZ 4851-T							
		1610	E7HZ 4851-J							
		1710	E7HZ 4851-K							
	6.83/9.53	1480	E4HZ 4851-S				E9HT 48430-H218A		A48-D-1616	E9HZ 4200-CT
		1550	E4HZ 4851-T							
		1610	E7HZ 4851-J							
		1710	E7HZ 4851-K							
	7.17/10.0	1480	E4HZ 4851-S				E9HT 48430-H219A		A48-D-1616	E9HZ 4200-CV
		1550	E4HZ 4851-T							
		1610	E7HZ 4851-J							
		1710	E7HZ 4851-K							
11	3.73	1550	E7HZ 4851-M				E9HT 48430-M256A		A8-L-1676	E9HZ 4200-AX
		1610	E7HZ 4851-N							
		1710	E9HZ 4851-C							
	3.91	1550	E7HZ 4851-M				E9HT 48430-M257A		A8-L-1676	E9HZ 4200-AY
		1610	E7HZ 4851-N							
		1710	E9HZ 4851-C							
	4.10	1550	E7HZ 4851-M				E9HT 48430-M258A		A8-L-1676	E9HZ 4200-AZ
		1610	E7HZ 4851-N							
		1710	E9HZ 4851-C							
	4.30	1550	E7HZ 4851-M				E9HT 48430-M259A		A8-L-1676	E9HZ 4200-BA
		1610	E7HZ 4851-N							
		1710	E9HZ 4851-C							
	4.56	1550	E7HZ 4851-M				87HU 4005-M559A		A-16-M-1547	E8HZ 4200-FF
		1610	E7HZ 4851-N				87HU 4005-M609A		A7-M-1547	E8HZ 4200-FR
		1710	E9HZ 4851-C				87HU 4005-M659A		A17-M-1547	E8HZ 4200-GB
		1550	E7HZ 4851-M				E9HT 48430-M260A		A8-L-1676	E9HZ 4200-BB
		1610	E7HZ 4851-N				89HU 4005-M609A		A11-L-1676	E9HZ 4200-FY
		1710	E9HZ 4851-C				89HU 4005-M659A		A12-L-1676	E9HZ 4200-FZ
	4.88	1550	E7HZ 4851-M				87HU 4005-M560A		A16-M-1547	E8HZ 4200-FG
		1610	E7HZ 4851-N				87HU 4005-M610A		A7-M-1547	E8HZ 4200-FS
		1710	E9HZ 4851-C				87HU 4005-M660A		A17-M-1547	E8HZ 4200-GC
		1550	E7HZ 4851-M				E9HT 48430-M261A		A8-L-1676	E9HZ 4200-BC
		1610	E7HZ 4851-N							
		1710	E9HZ 4851-C							
		1550	E7HZ 4851-M				89HU 4005-M560A	A10-L-1676	E9HZ 4200-GA	

1990/
TRUCK SERIES 600/900

REAR AXLE AND DIFFERENTIAL CARRIER CHART

PARTS LIST NO.	RATIO	FLANGE				NOTE	REAR AXLE PART NUMBER	RING GEAR DIA. (IN.)	CARRIER	
		SIZE †	INPUT	SIZE †	OUTPUT				IDENTIFICATION	PART NUMBER

▲ RING GEAR DIAMETER LISTED ONLY WHEN OPTIONAL SIZES ARE SHOWN IN PARTS LISTS.

† FOR FLANGE TYPE IDENTIFICATION REFER TO GROUP 4851

Notes: ◇ U joint flange not included in assy. Determine by size of vehicle drive line. A - Air lockout,
H - Hendrickson suspension, N - Neway suspension

11	5.29	1550	E7HZ 4851-M				E9HT 4B430-M263A		A8-L-1676	E9HZ 4200-BD
		1610	E7HZ 4851-N							
		1710	E9HZ 4851-C							
	5.86	1550	E7HZ 4851-M				87HU 4005-M564A		A16-M-1547	E8HZ 4200-FJ
		1550	E7HZ 4851-M				E9HT 4B430-M265A		A8-L-1676	E9HZ 4200-BE
		1610	E7HZ 4851-N							
	6.43	1550	E7HZ 4851-M				E9HT 4B430-M267A		A8-L-1676	E9HZ 4200-BG
		1610	E7HZ 4851-N							
		1710	E9HZ 4851-C							
	6.83	1550	E7HZ 4851-M				E9HT 4B430-M268A		A8-L-1676	E9HZ 4200-BH
		1610	E7HZ 4851-N							
		1710	E9HZ 4851-C							
	7.17	1550	E7HZ 4851-M				E9HT 4B430-M269A		A8-L-1676	E9HZ 4200-BJ
		1610	E7HZ 4851-N							
		1710	E9HZ 4851-C							
12	3.91/5.45	1480	E4HZ 4851-S				E9HT 4B430-M357A		A59-D-1564	E9HZ 4200-FM
		1550	E4HZ 4851-T							
		1610	E7HZ 4851-J							
		1710	E7HZ 4851-K							
	4.10/5.72	1480	E4HZ 4851-S				E9HT 4B430-M358A		A59-D-1564	E9HZ 4200-FN
		1550	E4HZ 4851-T							
		1610	E7HZ 4851-J							
		1710	E7HZ 4851-K							
	4.30/6.00	1480	E4HZ 4851-S				E9HT 4B430-M359A		A59-D-1564	E9HZ 4200-DK
		1550	E4HZ 4851-T							
		1610	E7HZ 4851-J							
		1710	E7HZ 4851-K							
4.56/6.36	1550	E4HZ 4851-T				E7HT 4005-M934A		A24-D-1564	E7HZ 4200-DL	
	1610	E7HZ 4851-J				E7HT 4005-M959A		A25-D-1564	E7HZ 4200-DW	
	1710	E7HZ 4851-K				E7HT 4005-M964A		A26-D-1564	E7HZ 4200-EE	
	1480	E4HZ 4851-S				E9HT 4B430-M360A		A59-D-1564	E9HZ 4200-DL	
	1550	E4HZ 4851-T								
	1610	E7HZ 4851-J								
4.88/6.80	1710	E7HZ 4851-K								
	1550	E4HZ 4851-T				E7HT 4005-M935A		A27-D-1564	E7HZ 4200-DM	
	1480	E4HZ 4851-S				E9HT 4B430-M361A		A59-D-1564	E9HZ 4200-DM	
	1550	E4HZ 4851-T								
	1610	E7HZ 4851-J								
5.38/7.50	1710	E7HZ 4851-K								
	1480	E4HZ 4851-S				E9HT 4B430-M363A		A59-D-1564	E9HZ 4200-DN	
	1550	E4HZ 4851-T								
	1610	E7HZ 4851-J								
5.86/8.17	1710	E7HZ 4851-K								
	1550	E4HZ 4851-T				E7HT 4005-M939A		A50-D-1564	E8HZ 4200-HF	
	1480	E4HZ 4851-S				E9HT 4B430-M365A		A59-D-1564	E9HZ 4200-DP	
	1550	E4HZ 4851-T								
	1610	E7HZ 4851-J								
6.50/9.07	1710	E7HZ 4851-K								
	1480	E4HZ 4851-S				E9HT 4B430-M367A		A59-D-1564	E9HZ 4200-DR	
	1550	E4HZ 4851-T								
	1610	E7HZ 4851-J								

1990/
TRUCK SERIES 600/900

REAR AXLE AND DIFFERENTIAL CARRIER CHART

PARTS LIST NO.	RATIO	FLANGE				NOTE	REAR AXLE PART NUMBER	RING GEAR DIA. (IN.) ▲	CARRIER	
		SIZE †	INPUT	SIZE †	OUTPUT				IDENTIFICATION	PART NUMBER
▲ RING GEAR DIAMETER LISTED ONLY WHEN OPTIONAL SIZES ARE SHOWN IN PARTS LISTS.										
† FOR FLANGE TYPE IDENTIFICATION REFER TO GROUP 4851										
Notes: ◇ U joint flange not included in assy. Determine by size of vehicle drive line. A - Air lockout, H - Hendrickson suspension, N - Neway suspension										
12	6.83/9.53	1480	E4HZ 4851-S				E9HT 4B430-M368A		A59-D-1564	E9HZ 4200-DS
		1550	E4HZ 4851-T							
		1610	E7HZ 4851-J							
		1710	E7HZ 4851-K							
	7.17/10.0	1480	E4HZ 4851-S				E9HT 4B430-M369A		A59-D-1564	E9HZ 4200-DT
		1550	E4HZ 4851-T							
		1610	E7HZ 4851-J							
		1710	E7HZ 4851-K							
13	3.42	1610	E7HZ 4851-R				E9HT 4B430-R504A		A15-C-1511	E9HZ 4200-DV
		1710	E7HZ 4851-S							
		1760	E8HZ 4851-A							
		1810	E8HZ 4851-B							
	3.73	1610	E7HZ 4851-R				E9HT 4B430-R406A		A1-T-1648	E9HZ 4200-C
		1710	E7HZ 4851-S							
		1760	E8HZ 4851-A							
		1810	E8HZ 4851-B							
	1610	E7HZ 4851-R					E9HT 4B430-R506A		A15-C-1511	E9HZ 4200-DW
		1710	E7HZ 4851-S							
		1760	E8HZ 4851-A							
		1810	E8HZ 4851-B							
	3.91	1610	E7HZ 4851-R				E9HT 4B430-R407A		A1-T-1658	E9HZ 4200-D
		1710	E7HZ 4851-S							
		1760	E8HZ 4851-A							
		1810	E8HZ 4851-B							
1610	E7HZ 4851-R					E9HT 4B430-R507A		A15-C-1511	E9HZ 4200-DX	
	1710	E7HZ 4851-S								
	1760	E8HZ 4851-A								
	1810	E8HZ 4851-B								
4.10	1610	E7HZ 4851-R				E9HT 4B430-R408A		A1-T-1658	E9HZ 4200-E	
	1710	E7HZ 4851-S								
	1760	E8HZ 4851-A								
	1810	E8HZ 4851-B								
1610	E7HZ 4851-R					E9HT 4B430-R508A		A15-C-1511	E9HZ 4200-DY	
	1710	E7HZ 4851-S								
	1760	E8HZ 4851-A								
	1810	E8HZ 4851-B								
4.30	1610	E7HZ 4851-R				E9HT 4B430-R409A		A1-T-1658	E9HZ 4200-F	
	1710	E7HZ 4851-S								
	1760	E8HZ 4851-A								
	1810	E8HZ 4851-B								
4.56	1610	E7HZ 4851-R				E9HT 4B430-R410A		A1-T-1658	E9HZ 4200-G	
	1710	E7HZ 4851-S								
	1760	E8HZ 4851-A								
	1810	E8HZ 4851-B								
1610	E7HZ 4851-R					89HU 4005-R009A		A4-T-1658	E9HZ 4200-GB	
	1710	E7HZ 4851-S				89HU 4005-R059A		A5-T-1658	E9HZ 4200-GC	
4.89	1610	E7HZ 4851-R				E9HT 4B430-R411A		A1-T-1658	E9HZ 4200-H	
	1710	E7HZ 4851-S								
	1760	E8HZ 4851-A								
	1810	E8HZ 4851-B								

1990/
TRUCK SERIES 600/900

REAR AXLE AND DIFFERENTIAL CARRIER CHART

PARTS LIST NO.	RATIO	FLANGE				NOTE	REAR AXLE PART NUMBER	RING GEAR DIA. (IN.) ▲	CARRIER	
		SIZE †	INPUT	SIZE †	OUTPUT				IDENTIFICATION	PART NUMBER
▲ RING GEAR DIAMETER LISTED ONLY WHEN OPTIONAL SIZES ARE SHOWN IN PARTS LISTS.										
† FOR FLANGE TYPE IDENTIFICATION REFER TO GROUP 4851										
Notes: ◊ U joint flange not included in assy. Determine by size of vehicle drive line. A - Air lockout, H - Hendrickson suspension, N - Neway suspension										
13	5.38	1610	E7HZ 4851-R				E9HT 4B430-R413A		A1-T-1658	E9HZ 4200-J
		1710	E7HZ 4851-S							
		1760	E8HZ 4851-A							
		1810	E8HZ 4851-B							
	5.63	1610	E7HZ 4851-R				E9HT 4B430-R414A		A1-T-1658	E9HZ 4200-K
		1710	E7HZ 4851-S							
		1760	E8HZ 4851-A							
		1810	E8HZ 4851-B							
	6.14	1610	E7HZ 4851-R				E9HT 4B430-R416A		A1-T-1658	E9HZ 4200-L
		1710	E7HZ 4851-S							
		1760	E8HZ 4851-A							
		1810	E8HZ 4851-B							
	6.83	1610	E7HZ 4851-R				E9HT 4B430-R418A		A1-T-1658	E9HZ 4200-M
		1710	E7HZ 4851-S							
		1760	E8HZ 4851-A							
		1810	E8HZ 4851-B							
	7.17	1610	E7HZ 4851-R				E9HT 4B430-R419A		A1-T-1658	E9HZ 4200-N
		1710	E7HZ 4851-S							
		1760	E8HZ 4851-A							
		1810	E8HZ 4851-B							
14	3.42	1610	E7HZ 4851-W				E9HT 4B430-R604A		A61-U-1399	E9HZ 4200-EE
		1710	E7HZ 4851-X							
		1760	E8HZ 4851-C							
		1810	E8HZ 4851-D							
	1610	E7HZ 4851-W				E9HT 4B430-R704A		A5-C-1381	E9HZ 4200-GF	
		1710	E7HZ 4851-X							
		1760	E8HZ 4851-C							
		1810	E8HZ 4851-D							
	3.58	1610	E7HZ 4851-W				E9HT 4B430-R605A		A61-U-1399	E9HZ 4200-EF
		1710	E7HZ 4851-X							
		1760	E8HZ 4851-C							
		1810	E8HZ 4851-D							
	1610	E7HZ 4851-W				E9HT 4B430-R705A		A5-C-1381	E9HZ 4200-GG	
		1710	E7HZ 4851-X							
		1760	E8HZ 4851-C							
		1810	E8HZ 4851-D							
	3.73	1610	E7HZ 4851-W				E9HT 4B430-R606A		A61-U-1399	E9HZ 4200-EG
		1710	E7HZ 4851-X							
		1760	E8HZ 4851-C							
		1810	E8HZ 4851-D							
1610	E7HZ 4851-W				E9HT 4B430-R706A		A5-C-1381	E9HZ 4200-GH		
	1710	E7HZ 4851-X								
	1760	E8HZ 4851-C								
	1810	E8HZ 4851-D								
3.91	1610	E7HZ 4851-W				E9HT 4B430-R607A		A61-U-1399	E9HZ 4200-EH	
	1710	E7HZ 4851-X								
	1760	E8HZ 4851-C								
	1810	E8HZ 4851-D								
1610	E7HZ 4851-W				E9HT 4B430-R707A		A5-C-1381	E9HZ 4200-GJ		
	1710	E7HZ 4851-X								
	1760	E8HZ 4851-C								
	1810	E8HZ 4851-D								

1990/
TRUCK SERIES 600/900

REAR AXLE AND DIFFERENTIAL CARRIER CHART

PARTS LIST NO.	RATIO	FLANGE				NOTE	REAR AXLE PART NUMBER	RING GEAR DIA. (IN.) ▲	CARRIER			
		SIZE †	INPUT	SIZE †	OUTPUT				IDENTIFICATION	PART NUMBER		
▲ RING GEAR DIAMETER LISTED ONLY WHEN OPTIONAL SIZES ARE SHOWN IN PARTS LISTS.												
† FOR FLANGE TYPE IDENTIFICATION REFER TO GROUP 4851												
Notes: ◇ U joint flange not included in assy. Determine by size of vehicle drive line. A - Air lockout H - Hendrickson suspension, N - Neway suspension												
14	4.10	1610	E7HZ 4851-W				E9HT 4B430-R608A		A61-U-1399	E9HZ 4200-EJ		
		1710	E7HZ 4851-X									
		1760	E8HZ 4851-C									
		1810	E8HZ 4851-D									
		4.30	1610	E7HZ 4851-W				E9HT 4B430-R708A		A5-C-1381	E9HZ 4200-GK	
			1710	E7HZ 4851-X								
			1760	E8HZ 4851-C								
			1810	E8HZ 4851-D								
		4.56	1610	E7HZ 4851-W				E9HT 4B430-R610A		A61-U-1399	E9HZ 4200-EL	
			1710	E7HZ 4851-X								
			1760	E8HZ 4851-C								
			1810	E8HZ 4851-D								
		4.89	1610	E7HZ 4851-W				E9HT 4B430-R611A		A61-U-1399	E9HZ 4200-EM	
			1710	E7HZ 4851-X								
			1760	E8HZ 4851-C								
			1810	E8HZ 4851-D								
		5.38	1610	E7HZ 4851-W				E9HT 4B430-R613A		A61-U-1399	E9HZ 4200-EN	
			1710	E7HZ 4851-X								
			1760	E8HZ 4851-C								
			1810	E8HZ 4851-D								
		5.63	1610	E7HZ 4851-W				E9HT 4B430-R614A		A61-U-1399	E9HZ 4200-EP	
			1710	E7HZ 4851-X								
			1760	E8HZ 4851-C								
			1810	E8HZ 4851-D								
15	4.10/5.99	1550	E7HZ 4851-M				E9HT 4B430-R808A		A44-F-1566	E9HZ 4200-FL		
		1610	E7HZ 4851-N									
		1710	E9HZ 4851-C									
	4.30/5.86	1550	E7HZ 4851-M				E9HT 4B430-R809A		A44-F-1566	E9HZ 4200-FC		
		1610	E7HZ 4851-N									
		1710	E9HZ 4851-C									
	4.56/6.22	1610	E7HZ 4851-N				E7HT 4005-R909A		A22-F-1566	E7HZ 4200-HG		
		1710	E9HZ 4851-C				E7HT 4005-R934A		A23-F-1566	E7HZ 4200-HS		
		1550	E7HZ 4851-M				E9HT 4B430-R810A		A44-F-1566	E9HZ 4200-FD		
		1610	E7HZ 4851-N									
	4.88/6.65	1610	E9HZ 4851-C									
		1550	E7HZ 4851-M				E9HT 4B430-R811A		A44-F-1566	E9HZ 4200-FE		
		1710	E9HZ 4851-C									
	5.38/7.33	1550	E7HZ 4851-M				E9HT 4B430-R813A		A44-F-1566	E9HZ 4200-FF		
		1610	E7HZ 4851-N									
		1710	E9HZ 4851-C									
	5.57/7.60	1550	E7HZ 4851-M				E9HT 4B430-R814A		A44-F-1566	E9HZ 4200-FG		
		1610	E7HZ 4851-N									
		1710	E9HZ 4851-C									
	6.14/8.38	1550	E7HZ 4851-M				E9HT 4B430-R816A		A44-F-1566	E9HZ 4200-FH		
		1610	E7HZ 4851-N									
		1710	E9HZ 4851-C									

1990/
TRUCK SERIES 600/900

REAR AXLE AND DIFFERENTIAL CARRIER CHART

PARTS LIST NO.	RATIO	FLANGE				NOTE	REAR AXLE PART NUMBER	RING GEAR DIA. (IN.)	CARRIER	
		SIZE †	INPUT	SIZE †	OUTPUT				IDENTIFICATION	PART NUMBER
▲ RING GEAR DIAMETER LISTED ONLY WHEN OPTIONAL SIZES ARE SHOWN IN PARTS LISTS.										
† FOR FLANGE TYPE IDENTIFICATION REFER TO GROUP 4851										
Notes: ◊ U joint flange not included in assy. Determine by size of vehicle drive line. A - Air lockout										
H - Hendrickson suspension, N - Neway suspension										
15	6.50/8.86	1550	E7HZ 4851-M				E9HZ 4B430-R817A		A44-F-1566	E9HZ 4200-FJ
		1610	E7HZ 4851-N							
		1710	E9HZ 4851-C							
	7.17/9.77	1550	E7HZ 4851-M				E9HT 4B430-R819A		A44-F-1566	E9HZ 4200-FK
		1610	E7HZ 4851-N							
		1710	E9HZ 4851-C							
16	3.73	1550	E7HZ 4851-M				E9HT 4B430-M306A		A12-R-1500	E9HZ 4200-BM
		1610	E7HZ 4851-N							
		1710	E9HZ 4851-C							
	3.91	1550	E7HZ 4851-M				E9HT 4B430-M307A		A12-R-1500	E9HZ 4200-BN
		1610	E7HZ 4851-N							
		1710	E9HZ 4851-C							
	4.10	1550	E7HZ 4851-M				E9HT 4B430-M308A		A12-R-1500	E9HZ 4200-BP
		1610	E7HZ 4851-N							
		1710	E9HZ 4851-C							
	4.30	1550	E7HZ 4851-M				E9HT 4B430-M309A		A12-R-1500	E9HZ 4200-BR
		1610	E7HZ 4851-N							
		1710	E9HZ 4851-C							
4.56	1550	E7HZ 4851-M				E8HT 4005-M584A		A29-R-1500	E8HZ 4200-AF	
		E7HZ 4851-N				E8HT 4005-M634A		A30-R-1500	E8HZ 4200-AS	
		E9HZ 4851-C				E8HT 4005-M684A		A31-R-1500	E8HZ 4200-BD	
	1610	E7HZ 4851-M				E9HT 4B430-M310A		A12-R-1500	E9HZ 4200-BS	
		E7HZ 4851-N								
		E9HZ 4851-C								
4.88	1550	E7HZ 4851-M				E8HT 4005-M585A		A29-R-1500	E8HZ 4200-AG	
	1550	E7HZ 4851-M				E9HT 4B430-M311A		A12-R-1500	E9HZ 4200-BT	
	1610	E7HZ 4851-N								
	1710	E9HZ 4851-C								
5.29	1550	E7HZ 4851-M				E9HT 4B430-M313A		A12-R-1500	E9HZ 4200-BV	
	1610	E7HZ 4851-N								
	1710	E9HZ 4851-C								
5.86	1550	E7HZ 4851-M				E9HT 4B430-M315A		A12-R-1500	E9HZ 4200-BW	
	1610	E7HZ 4851-N								
	1710	E9HZ 4851-C								
6.43	1550	E7HZ 4851-M				E9HT 4B430-M317A		A12-R-1500	E9HZ 4200-BY	
	1610	E7HZ 4851-N								
	1710	E9HZ 4851-C								
6.83	1550	E7HZ 4851-M				E9HT 4B430-M318A		A12-R-1500	E9HZ 4200-BZ	
	1610	E7HZ 4851-N								
	1710	E9HZ 4851-C								
7.17	1550	E7HZ 4851-M				E9HT 4B430-M319A		A12-R-1500	E9HZ 4200-CA	
	1610	E7HZ 4851-N								
	1710	E9HZ 4851-C								
17	3.42	1610	E7HZ 4851-R				E9HT 4B430-R454A		A1-V-1660	E9HZ 4200-P
		1710	E7HZ 4851-S							
		1760	E8HZ 4851-A							
	1810	E8HZ 4851-B								
	1610	E7HZ 4851-R					E9HT 4B430-R554A		A17-C-1511	E9HZ 4200-DZ
		1710	E7HZ 4851-S							
1760		E8HZ 4851-A								
1810	E8HZ 4851-B									

1990/
TRUCK SERIES 600/900

REAR AXLE AND DIFFERENTIAL CARRIER CHART											
PARTS LIST NO.	RATIO	FLANGE				NOTE	REAR AXLE PART NUMBER	RING GEAR DIA. (IN.)	CARRIER		
		SIZE †	INPUT	SIZE †	OUTPUT				IDENTIFICATION	PART NUMBER	
▲ RING GEAR DIAMETER LISTED ONLY WHEN OPTIONAL SIZES ARE SHOWN IN PARTS LISTS.											
† FOR FLANGE TYPE IDENTIFICATION REFER TO GROUP 4851											
Notes: ◇ U joint flange not included in assy. Determine by size of vehicle drive line. A - Air lockout											
H - Hendrickson suspension, N - Neway suspension											
17	3.58	1610	E7HZ 4851-R				E9HT 4B430-R455A		A1-V-1660	E9HZ 4200-R	
		1710	E7HZ 4851-S								
		1760	E8HZ 4851-A								
		1810	E8HZ 4851-B								
	3.73	3.73	1610	E7HZ 4851-R				E9HT 4B430-R555A		A17-C-1511	E9HZ 4200-EA
			1710	E7HZ 4851-S							
			1760	E8HZ 4851-A							
			1810	E8HZ 4851-B							
	3.91	3.91	1610	E7HZ 4851-R				E9HT 4B430-R456A		A1-V-1660	E9HZ 4200-S
			1710	E7HZ 4851-S							
			1760	E8HZ 4851-A							
			1810	E8HZ 4851-B							
	4.10	4.10	1610	E7HZ 4851-R				E9HT 4B430-R556A		A17-C-1511	E9HZ 4200-EB
			1710	E7HZ 4851-S							
			1760	E8HZ 4851-A							
			1810	E8HZ 4851-B							
4.30	4.30	1610	E7HZ 4851-R				E9HT 4B430-R457A		A1-V-1660	E9HZ 4200-T	
		1710	E7HZ 4851-S								
		1760	E8HZ 4851-A								
		1810	E8HZ 4851-B								
4.56	4.56	1610	E7HZ 4851-R				E9HT 4B430-R557A		A17-C-1511	E9HZ 4200-EC	
		1710	E7HZ 4851-S								
		1760	E8HZ 4851-A								
		1810	E8HZ 4851-B								
4.89	4.89	1610	E7HZ 4851-R				E9HT 4B430-R458A		A1-V-1660	E9HZ 4200-V	
		1710	E7HZ 4851-S								
		1760	E8HZ 4851-A								
		1810	E8HZ 4851-B								
5.38	5.38	1610	E7HZ 4851-R				E9HT 4B430-R558A		A17-C-1511	E9HZ 4200-ED	
		1710	E7HZ 4851-S								
		1760	E8HZ 4851-A								
		1810	E8HZ 4851-B								
4.30	4.30	1610	E7HZ 4851-R				E9HT 4B430-R459A		A1-V-1660	E9HZ 4200-W	
		1710	E7HZ 4851-S								
		1760	E8HZ 4851-A								
		1810	E8HZ 4851-B								
4.56	4.56	1610	E7HZ 4851-R				E9HT 4B430-R460A		A1-V-1660	E9HZ 4200-X	
		1710	E7HZ 4851-S								
		1760	E8HZ 4851-A								
		1810	E8HZ 4851-B								
4.56	4.56	1610	E7HZ 4851-R				89HU 4005-R034A		A4-V-1660	E9HZ 4200-GD	
		1710	E7HZ 4851-S				89HU 4005-R084A		A5-V-1660	E9HZ 4200-GE	
4.89	4.89	1610	E7HZ 4851-R				E9HT 4B430-R461A		A1-V-1660	E9HZ 4200-Y	
		1710	E7HZ 4851-S								
		1760	E8HZ 4851-A								
		1810	E8HZ 4851-B								
5.38	5.38	1610	E7HZ 4851-R				E9HT 4B430-R463A		A1-V-1660	E9HZ 4200-Z	
		1710	E7HZ 4851-S								
		1760	E8HZ 4851-A								
		1810	E8HZ 4851-B								

1990/
TRUCK SERIES 600/900

REAR AXLE AND DIFFERENTIAL CARRIER CHART

PARTS LIST NO.	RATIO	FLANGE				NOTE	REAR AXLE PART NUMBER	RING GEAR DIA. (IN.)	CARRIER	
		SIZE †	INPUT	SIZE †	OUTPUT				IDENTIFICATION	PART NUMBER

▲ RING GEAR DIAMETER LISTED ONLY WHEN OPTIONAL SIZES ARE SHOWN IN PARTS LISTS.

† FOR FLANGE TYPE IDENTIFICATION REFER TO GROUP 4851

Notes: ◇ U joint flange not included in assy. Determine by size of vehicle drive line. A - Air lockout
H - Hendrickson suspension, N - Neway suspension

17	5.63	1610	E7HZ 4851-R				E9HT 4B430-R464A		A1-V-1660	E9HZ 4200-AA
		1710	E7HZ 4851-S							
		1760	E8HZ 4851-A							
		1810	E8HZ 4851-B							
	6.14	1610	E7HZ 4851-R				E9HT 4B430-R466A		A1-V-1660	E9HZ 4200-AB
		1710	E7HZ 4851-S							
		1760	E8HZ 4851-A							
		1810	E8HZ 4851-B							
	6.83	1610	E7HZ 4851-R				E9HT 4B430-R468A		A1-V-1660	E9HZ 4200-AC
		1710	E7HZ 4851-S							
		1760	E8HZ 4851-A							
		1810	E8HZ 4851-B							
7.17	1610	E7HZ 4851-R				E9HT 4B430-R469A		A1-V-1660	E9HZ 4200-AD	
	1710	E7HZ 4851-S								
	1760	E8HZ 4851-A								
	1810	E8HZ 4851-B								
18	3.42	1610	E7HZ 4851-W				E9HT 4B430-R654A		A54-U-1399	E9HZ 4200-ER
		1710	E7HZ 4851-X							
		1760	E8HZ 4851-C							
		1810	E8HZ 4851-D							
	1610	E7HZ 4851-W				E9HT 4B430-R754A		A6-C-1381	E9HZ 4200-GL	
		1710	E7HZ 4851-X							
		1760	E8HZ 4851-C							
		1810	E8HZ 4851-D							
	3.58	1610	E7HZ 4851-W				E9HT 4B430-R655A		A54-U-1399	E9HZ 4200-ES
		1710	E7HZ 4851-X							
		1760	E8HZ 4851-C							
		1810	E8HZ 4851-D							
	1610	E7HZ 4851-W				E9HT 4B430-R755A		A6-C-1381	E9HZ 4200-GM	
		1710	E7HZ 4851-X							
		1760	E8HZ 4851-C							
		1810	E8HZ 4851-D							
	3.73	1610	E7HZ 4851-W				E9HT 4B430-R656A		A54-U-1399	E9HZ 4200-ET
		1710	E7HZ 4851-X							
		1760	E8HZ 4851-C							
		1810	E8HZ 4851-D							
1610	E7HZ 4851-W				E9HT 4B430-R756A		A6-C-1381	E9HZ 4200-GN		
	1710	E7HZ 4851-X								
	1760	E8HZ 4851-C								
	1810	E8HZ 4851-D								
3.91	1610	E7HZ 4851-W				E9HT 4B430-R657A		A54-U-1399	E9HZ 4200-EV	
	1710	E7HZ 4851-X								
	1760	E8HZ 4851-C								
	1810	E8HZ 4851-D								
1610	E7HZ 4851-W				E9HT 4B430-R757A		A6-C-1381	E9HZ 4200-GP		
	1710	E7HZ 4851-X								
	1760	E8HZ 4851-C								
	1810	E8HZ 4851-D								

1990/
TRUCK SERIES 600/900

REAR AXLE AND DIFFERENTIAL CARRIER CHART												
PARTS LIST NO.	RATIO	FLANGE				NOTE	REAR AXLE PART NUMBER	RING GEAR DIA. (IN.) ▲	CARRIER			
		SIZE †	INPUT	SIZE †	OUTPUT				IDENTIFICATION	PART NUMBER		
▲ RING GEAR DIAMETER LISTED ONLY WHEN OPTIONAL SIZES ARE SHOWN IN PARTS LISTS.												
† FOR FLANGE TYPE IDENTIFICATION REFER TO GROUP 4851												
Notes: ◊ U joint flange not included in assy. Determine by size of vehicle drive line. A - Air lockout H - Hendrickson suspension, N - Neway suspension												
18	4.10	1610	E7HZ 4851-W				E9HT 4B430-R658A		A54-U-1399	E9HZ 4200-EW		
		1710	E7HZ 4851-X									
		1760	E8HZ 4851-C									
		1810	E8HZ 4851-D									
		4.30	1610	E7HZ 4851-W				E9HT 4B430-R758A		A6-C-1381	E9HZ 4200-GR	
			1710	E7HZ 4851-X								
			1760	E8HZ 4851-C								
			1810	E8HZ 4851-D								
		4.56	1610	E7HZ 4851-W				E9HT 4B430-R660A		A54-U-1399	E9HZ 4200-EY	
			1710	E7HZ 4851-X								
			1760	E8HZ 4851-C								
			1810	E8HZ 4851-D								
		4.89	1610	E7HZ 4851-W				E9HT 4B430-R661A		A54-U-1399	E9HZ 4200-EZ	
			1710	E7HZ 4851-X								
			1760	E8HZ 4851-C								
			1810	E8HZ 4851-D								
		5.38	1610	E7HZ 4851-W				E9HT 4B430-R663A		A54-U-1399	E9HZ 4200-FA	
			1710	E7HZ 4851-X								
			1760	E8HZ 4851-C								
			1810	E8HZ 4851-D								
		5.63	1610	E7HZ 4851-W				E9HT 4B430-R664A		A54-U-1399	E9HZ 4200-FB	
			1710	E7HZ 4851-X								
			1760	E8HZ 4851-C								
			1810	E8HZ 4851-D								
19	3.42	1610	E9HZ 4351-A	1610	E8HZ 4465-A	A,H,◊	E9HT 4A375-S029A,		A1-M-1677	E9HZ 4300-BC		
		1710	E9HZ 4351-D	1610	E8HZ 4465-A		E9HT 4A375-S104A,					
		1760	E9HZ 4351-B	1610	E8HZ 4465-A		E9HT 4A375-S179A,					
		1810	E9HZ 4351-C	1710	E9HZ 4465-A		E9HT 4A375-S304B					
		3.58	1610	E9HZ 4351-A	1610	E8HZ 4465-A	A,H,N,◊	E9HT 4A375-S030A,		A1-M-1677	E9HZ 4300-BD	
			1710	E9HZ 4351-D	1610	E8HZ 4465-A		E9HT 4A375-S105A,				
			1760	E9HZ 4351-B	1610	E8HZ 4465-A		E9HT 4A375-S180A,				
			1810	E9HZ 4351-C	1710	E9HZ 4465-A		E9HT 4A375-S255A,				
		3.73	1610	E9HZ 4351-A	1610	E8HZ 4465-A	A,H,N,◊	E9HT 4A375-S031A,		A1-M-1677	E9HZ 4300-BE	
			1710	E9HZ 4351-D	1610	E8HZ 4465-A		E9HT 4A375-S106A,				
			1760	E9HZ 4351-B	1610	E8HZ 4465-A		E9HT 4A375-S181A,				
			1810	E9HZ 4351-C	1710	E9HZ 4465-A		E9HT 4A375-S256A,				
		3.91	1610	E9HZ 4351-A	1610	E8HZ 4465-A	A,H,N,◊	E9HT 4A375-S032A,		A1-M-1677	E9HZ 4300-BF	
			1710	E9HZ 4351-D	1610	E8HZ 4465-A		E9HT 4A375-S107A,				
			1760	E9HZ 4351-B	1610	E8HZ 4465-A		E9HT 4A375-S182A,				
			1810	E9HZ 4351-C	1710	E9HZ 4465-A		E9HT 4A375-S257A,				

1990/
TRUCK SERIES 600/900

REAR AXLE AND DIFFERENTIAL CARRIER CHART

PARTS LIST NO.	RATIO	FLANGE				NOTE	REAR AXLE PART NUMBER	RING GEAR DIA. (IN.)	CARRIER	
		SIZE †	INPUT	SIZE †	OUTPUT				IDENTIFICATION	PART NUMBER
▲ RING GEAR DIAMETER LISTED ONLY WHEN OPTIONAL SIZES ARE SHOWN IN PARTS LISTS.										
† FOR FLANGE TYPE IDENTIFICATION REFER TO GROUP 4851										
Notes: ◊ U joint flange not included in assy. Determine by size of vehicle drive line. A - Air lockout H - Hendrickson suspension, N - Neway suspension										
19	4.10	1610	E9HZ 4351-A	1610	E8HZ 4465-A	A,H,N,◊	E9HT 4A375-S033A,		A1-M-1677	E9HZ 4300-BG
		1710	E9HZ 4351-D	1610	E8HZ 4465-A		E9HT 4A375-S108A,			
		1760	E9HZ 4351-B	1610	E8HZ 4465-A		E9HT 4A375-S183A,			
		1810	E9HZ 4351-C	1710	E9HZ 4465-A		E9HT 4A375-S258A, E9HT 4A375-S308B			
	4.30	1610	E9HZ 4351-A	1610	E8HZ 4465-A	A,H,◊	E9HT 4A375-S034A,		A1-M-1677	E9HZ 4300-BH
		1710	E9HZ 4351-D	1610	E8HZ 4465-A		E9HT 4A375-S109A,			
		1760	E9HZ 4351-B	1610	E8HZ 4465-A		E9HT 4A375-S184A,			
		1810	E9HZ 4351-C	1710	E9HZ 4465-A		E9HT 4A375-S309B			
	4.56	1610	E9HZ 4351-A	1610	E8HZ 4465-A	A,H,◊	E9HT 4A375-S035A,		A1-M-1677	E9HZ 4300-BJ
		1710	E9HZ 4351-D	1610	E8HZ 4465-A		E9HT 4A375-S110A,			
		1760	E9HZ 4351-B	1610	E8HZ 4465-A		E9HT 4A375-S185A,			
		1810	E9HZ 4351-C	1710	E9HZ 4465-A		E9HT 4A375-S310B			
	4.88	1610	E9HZ 4351-A	1610	E8HZ 4465-A	A,H,◊	89HU 4305-S084A,		A3-M-1677	E9HZ 4300-CX
		1710	E9HZ 4351-D	1610	E8HZ 4465-A		89HU 4305-S934A			
		1760	E9HZ 4351-B	1610	E8HZ 4465-A					
		1810	E9HZ 4351-C	1710	E9HZ 4465-A					
	5.29	1610	E9HZ 4351-A	1610	E8HZ 4465-A	A,H,◊	E9HT 4A375-S038A,		A1-M-1677	E9HZ 4300-BL
		1710	E9HZ 4351-D	1610	E8HZ 4465-A		E9HT 4A375-S113A,			
		1760	E9HZ 4351-B	1610	E8HZ 4465-A		E9HT 4A375-S188A			
		1810	E9HZ 4351-C	1710	E9HZ 4465-A					
	5.86	1610	E9HZ 4351-A	1610	E8HZ 4465-A	A,H,◊	E9HT 4A375-S040A,		A1-M-1677	E9HZ 4300-BM
		1710	E9HZ 4351-D	1610	E8HZ 4465-A		E9HT 4A375-S115A,			
		1760	E9HZ 4351-B	1610	E8HZ 4465-A		E9HT 4A375-S190A			
		1810	E9HZ 4351-C	1710	E9HZ 4465-A					
6.14	1610	E9HZ 4351-A	1610	E8HZ 4465-A	A,H,◊	E9HT 4A375-S116A,		A1-M-1677	E9HZ 4300-BN	
	1710	E9HZ 4351-D	1610	E8HZ 4465-A						
	1760	E9HZ 4351-B	1610	E8HZ 4465-A						
	1810	E9HZ 4351-C	1710	E9HZ 4465-A						
6.43	1610	E9HZ 4351-A	1610	E8HZ 4465-A	A,H,◊	E9HT 4A375-S117A		A1-M-1677	E9HZ 4300-BP	
	1710	E9HZ 4351-D	1610	E8HZ 4465-A						
	1760	E9HZ 4351-B	1610	E8HZ 4465-A						
	1810	E9HZ 4351-C	1710	E9HZ 4465-A						
7.17	1610	E9HZ 4351-A	1610	E8HZ 4465-A	A,H,◊	E9HT 4A375-S119A		A1-M-1677	E9HZ 4300-BR	
	1710	E9HZ 4351-D	1610	E8HZ 4465-A						
	1760	E9HZ 4351-B	1610	E8HZ 4465-A						
	1810	E9HZ 4351-C	1710	E9HZ 4465-A						
20	3.42	1610	E9HZ 4351-A	1610	E8HZ 4465-A	A,H,◊	E9HT 4A375-V029A,		A18-L-1624	E9HZ 4300-CG
		1710	E9HZ 4351-D	1610	E8HZ 4465-A		E9HT 4A375-V104A,			
		1760	E9HZ 4351-B	1610	E8HZ 4465-A		E9HT 4A375-V179A,			
		1810	E9HZ 4351-C	1710	E9HZ 4465-A		E9HT 4A375-V304B			
	3.58	1610	E9HZ 4351-A	1610	E8HZ 4465-A	A,H,N,◊	E9HT 4A375-V030A,		A18-L-1624	E9HZ 4300-CH
		1710	E9HZ 4351-D	1610	E8HZ 4465-A		E9HT 4A375-V105A,			
		1760	E9HZ 4351-B	1610	E8HZ 4465-A		E9HT 4A375-V180A,			
		1810	E9HZ 4351-C	1710	E9HZ 4465-A		E9HT 4A375-V255A, E9HT 4A375-V305B			

1990/
TRUCK SERIES 600/900

REAR AXLE AND DIFFERENTIAL CARRIER CHART											
PARTS LIST NO.	RATIO	FLANGE				NOTE	REAR AXLE PART NUMBER	RING GEAR DIA. (IN.)	CARRIER		
		SIZE †	INPUT	SIZE †	OUTPUT				IDENTIFICATION	PART NUMBER	
▲ RING GEAR DIAMETER LISTED ONLY WHEN OPTIONAL SIZES ARE SHOWN IN PARTS LISTS.											
† FOR FLANGE TYPE IDENTIFICATION REFER TO GROUP 4851											
Notes: ◇ U joint flange not included in assy. Determine by size of vehicle drive line. A - Air lockout H - Hendrickson suspension, N - Neway suspension											
20	3.73	1610	E9HZ 4351-A	1610	E8HZ 4465-A	A,H,N,◇	E9HT 4A375-V031A, E9HT 4A375-V106A, E9HT 4A375-V181A, E9HT 4A375-V256A, E9HT 4A375-V306B		A18-L-1624	E9HZ 4300-CJ	
		1710	E9HZ 4351-D	1610	E8HZ 4465-A						
		1760	E9HZ 4351-B	1610	E8HZ 4465-A						
		1810	E9HZ 4351-C	1710	E9HZ 4465-A						
	3.91	1610	E9HZ 4351-A	1610	E8HZ 4465-A	A,H,N,◇	E9HT 4A375-V032A, E9HT 4A375-V107A, E9HT 4A375-V182A, E9HT 4A375-V257A, E9HT 4A375-V307B		A18-L-1624	E9HZ 4300-CK	
		1710	E9HZ 4351-D	1610	E8HZ 4465-A						
		1760	E9HZ 4351-B	1610	E8HZ 4465-A						
		1810	E9HZ 4351-C	1710	E9HZ 4465-A						
	4.10	1610	E9HZ 4351-A	1610	E8HZ 4465-A	A,H,N,◇	E9HT 4A375-V033A, E9HT 4A375-V108A, E9HT 4A375-V183A, E9HT 4A375-V258A, E9HT 4A375-V308B		A18-L-1624	E9HZ 4300-CL	
		1710	E9HZ 4351-D	1610	E8HZ 4465-A						
		1760	E9HZ 4351-B	1610	E8HZ 4465-A						
		1810	E9HZ 4351-C	1710	E9HZ 4465-A						
4.30	1610	E9HZ 4351-A	1610	E8HZ 4465-A	A,H,◇	E9HT 4A375-V034A, E9HT 4A375-V109A, E9HT 4A375-V184A, E9HT 4A375-V309B		A18-L-1624	E9HZ 4300-CM		
	1710	E9HZ 4351-D	1610	E8HZ 4465-A							
	1760	E9HZ 4351-B	1610	E8HZ 4465-A							
	1810	E9HZ 4351-C	1710	E9HZ 4465-A							
4.56	1610	E9HZ 4351-A	1610	E8HZ 4465-A	A,H,◇	E9HT 4A375-V035A, E9HT 4A375-V110A, E9HT 4A375-V185A, E9HT 4A375-V310B		A18-L-1624	E9HZ 4300-CN		
	1710	E9HZ 4351-D	1610	E8HZ 4465-A							
	1760	E9HZ 4351-B	1610	E8HZ 4465-A							
	1810	E9HZ 4351-C	1710	E9HZ 4465-A							
4.88	1610	E9HZ 4351-A	1610	E8HZ 4465-A	A,H,◇	E9HT 4A375-V036A, E9HT 4A375-V111A, E9HT 4A375-V186A		A18-L-1624	E9HZ 4300-CP		
	1710	E9HZ 4351-D	1610	E8HZ 4465-A							
	1760	E9HZ 4351-B	1610	E8HZ 4465-A							
	1810	E9HZ 4351-C	1710	E9HZ 4465-A							
5.29	1610	E9HZ 4351-A	1610	E8HZ 4465-A	A,H,◇	E9HT 4A375-V038A, E9HT 4A375-V113A, E9HT 4A375-V188A		A18-L-1624	E9HZ 4300-CR		
	1710	E9HZ 4351-D	1610	E8HZ 4465-A							
	1760	E9HZ 4351-B	1610	E8HZ 4465-A							
	1810	E9HZ 4351-C	1710	E9HZ 4465-A							
5.86	1610	E9HZ 4351-A	1610	E8HZ 4465-A	A,H,◇	E9HT 4A375-V040A, E9HT 4A375-V115A, E9HT 4A375-V190A		A18-L-1624	E9HZ 4300-CS		
	1710	E9HZ 4351-D	1610	E8HZ 4465-A							
	1760	E9HZ 4351-B	1610	E8HZ 4465-A							
	1810	E9HZ 4351-C	1710	E9HZ 4465-A							
6.14	1610	E9HZ 4351-A	1610	E8HZ 4465-A	A,H,◇	E9HT 4A375-V116A		A18-L-1624	E9HZ 4300-CT		
	1710	E9HZ 4351-D	1610	E8HZ 4465-A							
	1760	E9HZ 4351-B	1610	E8HZ 4465-A							
	1810	E9HZ 4351-C	1710	E9HZ 4465-A							
21	3.42	1610	E1HZ 4851-E			H,◇	E9HT 4B430-G029A, E9HT 4B430-G104A, E9HT 4B430-G179A, E9HT 4B430-G304B		A12-R-1500	E9HZ 4200-BK	
		1710	E1HZ 4851-F								
	3.58	1610	E1HZ 4851-E			H,N,◇	E9HT 4B430-G030A, E9HT 4B430-G105A, E9HT 4B430-G180A, E9HT 4B430-G305B		A12-R-1500	E9HZ 4200-BL	
		1710	E1HZ 4851-F								

1990/
TRUCK SERIES 600/900

REAR AXLE AND DIFFERENTIAL CARRIER CHART

PARTS LIST NO.	RATIO	FLANGE				NOTE	REAR AXLE PART NUMBER	RING GEAR DIA. (IN.)	CARRIER	
		SIZE †	INPUT	SIZE †	OUTPUT				IDENTIFICATION	PART NUMBER

▲ RING GEAR DIAMETER LISTED ONLY WHEN OPTIONAL SIZES ARE SHOWN IN PARTS LISTS.

† FOR FLANGE TYPE IDENTIFICATION REFER TO GROUP 4851

Notes: ◊ U joint flange not included in assy. Determine by size of vehicle drive line. A - Air lockout
H - Hendrickson suspension, N - Neway suspension

21	3.73	1610	E1HZ 4851-E			H,N,◊	E9HT 4B430-G031A, E9HT 4B430-G106A, E9HT 4B430-G181A, E9HT 4B430-G306B		A12-R-1500	E9HZ 4200-BM
		1710	E1HZ 4851-F							
	3.91	1610	E1HZ 4851-E			H,N,◊	E9HT 4B430-G032A, E9HT 4B430-G107A, E9HT 4B430-G182A, E9HT 4B430-G307B		A12-R-1500	E9HZ 4200-BN
		1710	E1HZ 4851-F							
	4.10	1610	E1HZ 4851-E			H,N,◊	E9HT 4B430-G033A, E9HT 4B430-G108A, E9HT 4B430-G183A, E9HT 4B430-G308B		A12-R-1500	E9HZ 4200-BP
		1710	E1HZ 4851-F							
	4.30	1610	E1HZ 4851-E			H,◊	E9HT 4B430-G034A, E9HT 4B430-G109A, E9HT 4B430-G184A, E9HT 4B430-G309B		A12-R-1500	E9HZ 4200-BR
		1710	E1HZ 4851-F							
	4.56	1610	E1HZ 4851-E			H,◊	E9HT 4B430-G035A, E9HT 4B430-G110A, E9HT 4B430-G185A, E9HT 4B430-G310B		A12-R-1500	E9HZ 4200-BS
			E1HZ 4851-F							
		1610	E1HZ 4851-E			H	89HU 4005-G034A, 89HU 4005-G434A		A17-R-1500	E8HZ 4200-GJ
	4.88	1610	E1HZ 4851-E			H,◊	E9HT 4B430-G036A, E9HT 4B430-G111A, E9HT 4B430-G186A		A12-R-1500	E9HZ 4200-BT
1710		E1HZ 4851-F								
5.29	1610	E1HZ 4851-E			H,◊	E9HT 4B430-G038A, E9HT 4B430-G113A, E9HT 4B430-G188A		A12-R-1500	E9HZ 4200-BV	
	1710	E1HZ 4851-F								
5.86	1610	E1HZ 4851-E			H,◊	E9HT 4B430-G040A, E9HT 4B430-G115A, E9HT 4B430-G190A		A12-R-1500	E9HZ 4200-BW	
	1710	E1HZ 4851-F								
6.14	1610	E1HZ 4851-E			H,◊	E9HT 4B430-G116A		A12-R-1500	E9HZ 4200-BX	
	1710	E1HZ 4851-F								
6.43	1610	E1HZ 4851-E			H,◊	E9HT 4B430-G117A		A12-R-1500	E9HZ 4200-BY	
	1710	E1HZ 4851-F								
7.17	1610	E1HZ 4851-E			H,◊	E9HT 4B430-G119A		A12-R-1500	E9HZ 4200-CA	
	1710	E1HZ 4851-F								
22	3.42	1610	E9HZ 4351-A	1610	E8HZ 4465-A	A,H,◊	E9HT 4A375-K004A, E9HT 4A375-K029A		A6-G-1645	E9HZ 4300-Y
		1710	E9HZ 4351-D	1610	E8HZ 4465-A					
		1760	E9HZ 4351-B	1610	E8HZ 4465-A					
		1810	E9HZ 4351-C	1710	E9HZ 4465-A					
	3.58	1610	E9HZ 4351-A	1610	E8HZ 4465-A	A,H,◊	E9HT 4A375-K005A, E9HT 4A375-K030A		A6-G-1645	E9HZ 4300-Z
		1710	E9HZ 4351-D	1610	E8HZ 4465-A					
		1760	E9HZ 4351-B	1610	E8HZ 4465-A					
		1810	E9HZ 4351-C	1710	E9HZ 4465-A					
	3.73	1610	E9HZ 4351-A	1610	E8HZ 4465-A	A,H,◊	E9HT 4A375-K006A, E9HT 4A375-K031A		A6-G-1645	E9HZ 4300-AA
		1710	E9HZ 4351-D	1610	E8HZ 4465-A					
		1760	E9HZ 4351-B	1610	E8HZ 4465-A					
		1810	E9HZ 4351-C	1710	E9HZ 4465-A					

1990/
TRUCK SERIES 600/900

REAR AXLE AND DIFFERENTIAL CARRIER CHART											
PARTS LIST NO.	RATIO	FLANGE				NOTE	REAR AXLE PART NUMBER	RING GEAR DIA. (IN.)	CARRIER		
		SIZE †	INPUT	SIZE †	OUTPUT				IDENTIFICATION	PART NUMBER	
▲ RING GEAR DIAMETER LISTED ONLY WHEN OPTIONAL SIZES ARE SHOWN IN PARTS LISTS. † FOR FLANGE TYPE IDENTIFICATION REFER TO GROUP 4851											
Notes: ◊ U joint flange not included in assy. Determine by size of vehicle drive line. A - Air lockout H - Hendrickson suspension, N - Neway suspension											
22	3.91	1610	E9HZ 4351-A	1610	E8HZ 4465-A	A,H,◊	E9HT 4A375-K007A, E9HT 4A375-K032A		A6-G-1645	E9HZ 4300-AB	
		1710	E9HZ 4351-D	1610	E8HZ 4465-A						
		1760	E9HZ 4351-B	1610	E8HZ 4465-A						
		1810	E9HZ 4351-C	1710	E9HZ 4465-A						
	4.10	1610	E9HZ 4351-A	1610	E8HZ 4465-A	A,H,◊	E9HT 4A375-K008A, E9HT 4A375-K033A		A6-G-1645	E9HZ 4300-AC	
		1710	E9HZ 4351-D	1610	E8HZ 4465-A						
		1760	E9HZ 4351-B	1610	E8HZ 4465-A						
		1810	E9HZ 4351-C	1710	E9HZ 4465-A						
	4.30	1610	E9HZ 4351-A	1610	E8HZ 4465-A	A,H,◊	E9HT 4A375-K009A, E9HT 4A375-K034A		A6-G-1645	E9HZ 4300-AD	
		1710	E9HZ 4351-D	1610	E8HZ 4465-A						
		1760	E9HZ 4351-B	1610	E8HZ 4465-A						
		1810	E9HZ 4351-C	1710	E9HZ 4465-A						
	4.56	1610	E9HZ 4351-A	1610	E8HZ 4465-A	A,H,◊	E9HT 4A375-K010A, E9HT 4A375-K035A		A6-G-1645	E9HZ 4300-AE	
		1710	E9HZ 4351-D	1610	E8HZ 4465-A						
		1760	E9HZ 4351-B	1610	E8HZ 4465-A						
		1810	E9HZ 4351-C	1710	E9HZ 4465-A						
	4.88	1610	E9HZ 4351-A	1610	E8HZ 4465-A	A,H,◊	E9HT 4A375-K011A, E9HT 4A375-K036A		A6-G-1645	E9HZ 4300-AF	
		1710	E9HZ 4351-D	1610	E8HZ 4465-A						
		1760	E9HZ 4351-B	1610	E8HZ 4465-A						
		1810	E9HZ 4351-C	1710	E9HZ 4465-A						
	5.29	1610	E9HZ 4351-A	1610	E8HZ 4465-A	A,H,◊	E9HT 4A375-K013A		A6-G-1645	E9HZ 4300-AG	
		1710	E9HZ 4351-D	1610	E8HZ 4465-A						
		1760	E9HZ 4351-B	1610	E8HZ 4465-A						
		1810	E9HZ 4351-C	1710	E9HZ 4465-A						
	5.86	1610	E9HZ 4351-A	1610	E8HZ 4465-A	A,H,◊	E9HT 4A375-K015A		A6-G-1645	E9HZ 4300-AH	
		1710	E9HZ 4351-D	1610	E8HZ 4465-A						
		1760	E9HZ 4351-B	1610	E8HZ 4465-A						
		1810	E9HZ 4351-C	1710	E9HZ 4465-A						
	6.14	1610	E9HZ 4351-A	1610	E8HZ 4465-A	A,H,◊	E9HT 4A375-K016A		A6-G-1645	E9HZ 4300-AJ	
		1710	E9HZ 4351-D	1610	E8HZ 4465-A						
		1760	E9HZ 4351-B	1610	E8HZ 4465-A						
		1810	E9HZ 4351-C	1710	E9HZ 4465-A						
	6.43	1610	E9HZ 4351-A	1610	E8HZ 4465-A	A,H,◊	E9HT 4A375-K017A		A6-G-1645	E9HZ 4300-AK	
		1710	E9HZ 4351-D	1610	E8HZ 4465-A						
		1760	E9HZ 4351-B	1610	E8HZ 4465-A						
		1810	E9HZ 4351-C	1710	E9HZ 4465-A						
	7.17	1610	E9HZ 4351-A	1610	E8HZ 4465-A	A,H,◊	E9HT 4A375-K019A		A6-G-1645	E9HZ 4300-AL	
		1710	E9HZ 4351-D	1610	E8HZ 4465-A						
		1760	E9HZ 4351-B	1610	E8HZ 4465-A						
		1810	E9HZ 4351-C	1710	E9HZ 4465-A						
23	3.42	1610	E1HZ 4851-E			H,◊	E9HT 4B430-L004A, E9HT 4B430-L029A		A9-L-1676	E9HZ 4200-CW	
		1710	E1HZ 4851-F								
	3.58	1610	E1HZ 4851-E			H,◊	E9HT 4B430-L005A, E9HT 4B430-L030A		A9-L-1676	E9HZ 4200-CX	
		1710	E1HZ 4851-F								
	3.73	1610	E1HZ 4851-E			H,◊	E9HT 4B430-L006A, E9HT 4B430-L031A		A9-L-1676	E9HZ 4200-CY	
		1710	E1HZ 4851-F								
	3.91	1610	E1HZ 4851-E			H,◊	E9HT 4B430-L007A, E9HT 4B430-L032A		A9-L-1676	E9HZ 4200-CZ	
		1710	E1HZ 4851-F								
	4.10	1610	E1HZ 4851-E			H,◊	E9HT 4B430-L008A, E9HT 4B430-L033A		A9-L-1676	E9HZ 4200-DA	
		1710	E1HZ 4851-F								

1990/
TRUCK SERIES 600/900

REAR AXLE AND DIFFERENTIAL CARRIER CHART

PARTS LIST NO.	RATIO	FLANGE				NOTE	REAR AXLE PART NUMBER	RING GEAR DIA. (IN.)	CARRIER	
		SIZE †	INPUT	SIZE †	OUTPUT				IDENTIFICATION	PART NUMBER
▲ RING GEAR DIAMETER LISTED ONLY WHEN OPTIONAL SIZES ARE SHOWN IN PARTS LISTS. † FOR FLANGE TYPE IDENTIFICATION REFER TO GROUP 4851										
Notes: ◇ U joint flange not included in assy. Determine by size of vehicle drive line. A - Air lockout H - Hendrickson suspension, N - Neway suspension										
23	4.30	1610	E1HZ 4851-E			H,◇	E9HT 4B430-L009A, E9HT 4B430-L034A		A9-L-1676	E9HZ 4200-DB
		1710	E1HZ 4851-F							
	4.56	1610	E1HZ 4851-E			H,◇	E9HT 4B430-L010A, E9HT 4B430-L035A		A9-L-1676	E9HZ 4200-DC
		1710	E1HZ 4851-F							
	4.88	1610	E1HZ 4851-E			H,◇	E9HT 4B430-L011A E9HT 4B430-L036A		A9-L-1676	E9HZ 4200-DD
		1710	E1HZ 4851-F							
	5.29	1610	E1HZ 4851-E			H,◇	E9HT 4B430-L013A		A9-L-1676	E9HZ 4200-DE
		1710	E1HZ 4851-F							
5.86	1610	E1HZ 4851-E			H,◇	E9HT 4B430-L015A		A9-L-1676	E9HZ 4200-DF	
	1710	E1HZ 4851-F								
6.14	1610	E1HZ 4851-E			H,◇	E9HT 4B430-L016A		A9-L-1676	E9HZ 4200-DG	
	1710	E1HZ 4851-F								
6.43	1610	E1HZ 4851-E			H,◇	E9HT 4B430-L017A		A9-L-1676	E9HZ 4200-DH	
	1710	E1HZ 4851-F								
7.17	1610	E1HZ 4851-E			H,◇	E9HT 4B430-L019A		A9-L-1676	E9HZ 4200-DJ	
	1710	E1HZ 4851-F								
24	3.42	1610	E9HZ 4351-A	1610	E8HZ 4465-A	A,H,◇	E9HT 4A375-S004A, E9HT 4A375-S079A, E9HT 4A375-S154A, E9HT 4A375-S279B		A4-G-1645	E9HZ 4300-AM
		1710	E9HZ 4351-D	1610	E8HZ 4465-A					
		1760	E9HZ 4351-B	1610	E8HZ 4465-A					
		1810	E9HZ 4351-C	1710	E9HZ 4465-A					
	3.58	1610	E9HZ 4351-A	1610	E8HZ 4465-A	A,H,N,◇	E9HT 4A375-S005A, E9HT 4A375-S080A, E9HT 4A375-S155A, E9HT 4A375-S230A, E9HT 4A375-S280B		A4-G-1645	E9HZ 4300-AN
		1710	E9HZ 4351-D	1610	E8HZ 4465-A					
		1760	E9HZ 4351-B	1610	E8HZ 4465-A					
		1810	E9HZ 4351-C	1710	E9HZ 4465-A					
	3.73	1610	E9HZ 4351-A	1610	E8HZ 4465-A	A,H,N,◇	E9HT 4A375-S006A, E9HT 4A375-S081A, E9HT 4A375-S156A, E9HT 4A375-S231A, E9HT 4A375-S281B		A4-G-1645	E9HZ 4300-AP
		1710	E9HZ 4351-D	1610	E8HZ 4465-A					
		1760	E9HZ 4351-B	1610	E8HZ 4465-A					
		1810	E9HZ 4351-C	1710	E9HZ 4465-A					
3.91	1610	E9HZ 4351-A	1610	E8HZ 4465-A	A,H,N,◇	E9HT 4A375-S007A, E9HT 4A375-S082A, E9HT 4A375-S157A, E9HT 4A375-S232A, E9HT 4A375-S282B		A4-G-1645	E9HZ 4300-AR	
	1710	E9HZ 4351-D	1610	E8HZ 4465-A						
	1760	E9HZ 4351-B	1610	E8HZ 4465-A						
	1810	E9HZ 4351-C	1710	E9HZ 4465-A						
4.10	1610	E9HZ 4351-A	1610	E8HZ 4465-A	A,H,N,◇	E9HT 4A375-S008A, E9HT 4A375-S083A, E9HT 4A375-S158A, E9HT 4A375-S233A, E9HT 4A375-S283B		A4-G-1645	E9HZ 4300-AS	
	1710	E9HZ 4351-D	1610	E8HZ 4465-A						
	1760	E9HZ 4351-B	1610	E8HZ 4465-A						
	1810	E9HZ 4351-C	1710	E9HZ 4465-A						
4.30	1610	E9HZ 4351-A	1610	E8HZ 4465-A	A,H,◇	E9HT 4A375-S009A, E9HT 4A375-S084A, E9HT 4A375-S159A, E9HT 4A375-S284B		A4-G-1645	E9HZ 4300-AT	
	1710	E9HZ 4351-D	1610	E8HZ 4465-A						
	1760	E9HZ 4351-B	1610	E8HZ 4465-A						
	1810	E9HZ 4351-C	1710	E9HZ 4465-A						
4.56	1610	E9HZ 4351-A	1610	E8HZ 4465-A	A,H,◇	E9HT 4A375-S010A, E9HT 4A375-S085A, E9HT 4A375-S160A, E9HT 4A375-S285B		A4-G-1645	E9HZ 4300-AV	
	1710	E9HZ 4351-D	1610	E8HZ 4465-A						
	1760	E9HZ 4351-B	1610	E8HZ 4465-A						
	1810	E9HZ 4351-C	1710	E9HZ 4465-A						

1990/
TRUCK SERIES 600/900

REAR AXLE AND DIFFERENTIAL CARRIER CHART											
PARTS LIST NO.	RATIO	FLANGE				NOTE	REAR AXLE PART NUMBER	RING GEAR DIA. (IN.)	CARRIER		
		SIZE †	INPUT	SIZE †	OUTPUT				IDENTIFICATION	PART NUMBER	
▲ RING GEAR DIAMETER LISTED ONLY WHEN OPTIONAL SIZES ARE SHOWN IN PARTS LISTS. † FOR FLANGE TYPE IDENTIFICATION REFER TO GROUP 4851											
Notes: ◊ U joint flange not included in assy. Determine by size of vehicle drive line. A - Air lockout H - Hendrickson suspension, N - Neway suspension											
24	4.88	1610	E9HZ 4351-A	1610	E8HZ 4465-A	A,H,◊	E9HT 4A375-S011A E9HT 4A375-S086A E9HT 4A375-S161A	A4-G-1645	E9HZ 4300-AW		
		1710	E9HZ 4351-D	1610	E8HZ 4465-A						
		1760	E9HZ 4351-B	1610	E8HZ 4465-A						
		1810	E9HZ 4351-C	1710	E9HZ 4465-A						
	5.29	1610	E9HZ 4351-A	1610	E8HZ 4465-A	A,H,◊	E9HT 4A375-S013A, E9HT 4A375-S088A, E9HT 4A375-S163A	A4-G-1645	E9HZ 4300-AX		
		1710	E9HZ 4351-D	1610	E8HZ 4465-A						
		1760	E9HZ 4351-B	1610	E8HZ 4465-A						
		1810	E9HZ 4351-C	1710	E9HZ 4465-A						
	5.86	1610	E9HZ 4351-A	1610	E8HZ 4465-A	A,H,◊	E9HT 4A375-S015A, E9HT 4A375-S090A, E9HT 4A375-S165A	A4-G-1645	E9HZ 4300-AY		
		1710	E9HZ 4351-D	1610	E8HZ 4465-A						
		1760	E9HZ 4351-B	1610	E8HZ 4465-A						
		1810	E9HZ 4351-C	1710	E9HZ 4465-A						
6.14	1610	E9HZ 4351-A	1610	E8HZ 4465-A	A,H,◊	E9HT 4A375-S016A	A4-G-1645	E9HZ 4300-AZ			
	1710	E9HZ 4351-D	1610	E8HZ 4465-A							
	1760	E9HZ 4351-B	1610	E8HZ 4465-A							
	1810	E9HZ 4351-C	1710	E9HZ 4465-A							
6.43	1610	E9HZ 4351-A	1610	E8HZ 4465-A	A,H,◊	E9HT 4A375-S017A	A4-G-1645	E9HZ 4300-BA			
	1710	E9HZ 4351-D	1610	E8HZ 4465-A							
	1760	E9HZ 4351-B	1610	E8HZ 4465-A							
	1810	E9HZ 4351-C	1710	E9HZ 4465-A							
7.17	1610	E9HZ 4351-A	1610	E8HZ 4465-A	A,H,◊	E9HT 4A375-S019A	A4-G-1645	E9HZ 4300-BB			
	1710	E9HZ 4351-D	1610	E8HZ 4465-A							
	1760	E9HZ 4351-B	1610	E8HZ 4465-A							
	1810	E9HZ 4351-C	1710	E9HZ 4465-A							
25	3.42	1610	E1HZ 4851-E			H,◊	E9HT 4B430-G004A, E9HT 4B430-G079A, E9HT 4B430-G154A, E9HT 4B430-G279B	A8-L-1676	E9HZ 4200-AV		
		1710	E1HZ 4851-F								
	3.58	1610	E1HZ 4851-E			H,N,◊	E9HT 4B430-G005A, E9HT 4B430-G080A, E9HT 4B430-G155A, E9HT 4B430-G280B	A8-L-1676	E9HZ 4200-AW		
		1710	E1HZ 4851-F								
	3.73	1610	E1HZ 4851-E			H,N,◊	E9HT 4B430-G006A, E9HT 4B430-G081A, E9HT 4B430-G156A, E9HT 4B430-G281B	A8-L-1676	E9HZ 4200-AX		
		1710	E1HZ 4851-F								
	3.91	1610	E1HZ 4851-E			H,N,◊	E9HT 4B430-G007A, E9HT 4B430-G082A, E9HT 4B430-G157A, E9HT 4B430-G282B	A8-L-1676	E9HZ 4200-AY		
		1710	E1HZ 4851-F								
	4.10	1610	E1HZ 4851-E			H,N,◊	E9HT 4B430-G008A, E9HT 4B430-G083A, E9HT 4B430-G158A, E9HT 4B430-G283B	A8-L-1676	E9HZ 4200-AZ		
		1710	E1HZ 4851-F								
	4.30	1610	E1HZ 4851-E			H,◊	E9HT 4B430-G009A, E9HT 4B430-G084A, E9HT 4B430-G159A, E9HT 4B430-G284B	A8-L-1676	E9HZ 4200-BA		
		1710	E1HZ 4851-F								

1990/
TRUCK SERIES 600/900

REAR AXLE AND DIFFERENTIAL CARRIER CHART

PARTS LIST NO.	RATIO	FLANGE				NOTE	REAR AXLE PART NUMBER	RING GEAR DIA. (IN.)	CARRIER	
		SIZE †	INPUT	SIZE †	OUTPUT				IDENTIFICATION	PART NUMBER
▲ RING GEAR DIAMETER LISTED ONLY WHEN OPTIONAL SIZES ARE SHOWN IN PARTS LISTS.										
† FOR FLANGE TYPE IDENTIFICATION REFER TO GROUP 4851										
Notes: ◊ U joint flange not included in assy. Determine by size of vehicle drive line. A - Air lockout										
H - Hendrickson suspension, N - Neway suspension										
25	4.56	1610	E1HZ 4851-E			H,◊	E9HT 4B430-G010A,		A8-L-1676	E9HZ 4200-BB
		1710	E1HZ 4851-F				E9HT 4B430-G085A, E9HT 4B430-G160A, E9HT 4B430-G285B			
	4.88	1610	E1HZ 4851-E			H,◊	E9HT 4B430-G011A,		A8-L-1676	E9HZ 4200-BC
		1710	E1HZ 4851-F				E9HT 4B430-G086A, E9HT 4B430-G161A			
	5.29	1610	E1HZ 4851-E			H,◊	E9HT 4B430-G013A,		A8-L-1676	E9HZ 4200-BD
		1710	E1HZ 4851-F				E9HT 4B430-G088A, E9HT 4B430-G163A			
	5.86	1610	E1HZ 4851-E			H,◊	E9HT 4B430-G015A,		A8-L-1676	E9HZ 4200-BE
1710		E1HZ 4851-F			E9HT 4B430-G090A, E9HT 4B430-G165A					
6.14	1610	E1HZ 4851-E			H,◊	E9HT 4B430-G016A		A8-L-1676	E9HZ 4200-BF	
6.43	1610	E1HZ 4851-E			H,◊	E9HT 4B430-G017A		A8-L-1676	E9HZ 4200-BG	
	1710	E1HZ 4851-F								
7.17	1610	E1HZ 4851-E			H,◊	E9HT 4B430-G019A		A8-L-1676	E9HZ 4200-BJ	
26	3.42	1610	E9HZ 4351-A	1610	E8HZ 4465-A	A,H,◊	E9HT 4A375-V004A,		A1-X-1662	E9HZ 4300-BS
		1710	E9HZ 4351-D	1610	E8HZ 4465-A		E9HT 4A375-V079A,			
		1760	E9HZ 4351-B	1610	E8HZ 4465-A		E9HT 4A375-V154A,			
		1810	E9HZ 4351-C	1710	E9HZ 4465-A		E9HT 4A375-V279B			
	3.58	1610	E9HZ 4351-A	1610	E8HZ 4465-A	A,H,N,◊	E9HT 4A375-V005A,		A1-X-1662	E9HZ 4300-BT
		1710	E9HZ 4351-D	1610	E8HZ 4465-A		E9HT 4A375-V080A,			
		1760	E9HZ 4351-B	1610	E8HZ 4465-A		E9HT 4A375-V155A,			
1810		E9HZ 4351-C	1710	E9HZ 4465-A	E9HT 4A375-V230A, E9HT 4A375-V280B					
3.73	1610	E9HZ 4351-A	1610	E8HZ 4465-A	A,H,N,◊	E9HT 4A375-V006A,		A1-X-1662	E9HZ 4300-BV	
	1710	E9HZ 4351-D	1610	E8HZ 4465-A		E9HT 4A375-V081A,				
	1760	E9HZ 4351-B	1610	E8HZ 4465-A		E9HT 4A375-V156A,				
	1810	E9HZ 4351-C	1710	E9HZ 4465-A		E9HT 4A375-V231A, E9HT 4A375-V281B				
3.91	1610	E9HZ 4351-A	1610	E8HZ 4465-A	A,H,N,◊	E9HT 4A375-V007A,		A1-X-1662	E9HZ 4300-BW	
	1710	E9HZ 4351-D	1610	E8HZ 4465-A		E9HT 4A375-V082A,				
	1760	E9HZ 4351-B	1610	E8HZ 4465-A		E9HT 4A375-V157A,				
	1810	E9HZ 4351-C	1710	E9HZ 4465-A		E9HT 4A375-V232A, E9HT 4A375-V282B				
4.10	1610	E9HZ 4351-A	1610	E8HZ 4465-A	A,H,N,◊	E9HT 4A375-V008A,		A1-X-1662	E9HZ 4300-BX	
	1710	E9HZ 4351-D	1610	E8HZ 4465-A		E9HT 4A375-V083A,				
	1760	E9HZ 4351-B	1610	E8HZ 4465-A		E9HT 4A375-V158A,				
	1810	E9HZ 4351-C	1710	E9HZ 4465-A		E9HT 4A375-V233A, E9HT 4A375-V283B				
4.30	1610	E9HZ 4351-A	1610	E8HZ 4465-A	A,H,◊	E9HT 4A375-V009A,		A1-X-1662	E9HZ 4300-BY	
	1710	E9HZ 4351-D	1610	E8HZ 4465-A		E9HT 4A375-V084A,				
	1760	E9HZ 4351-B	1610	E8HZ 4465-A		E9HT 4A375-V159A,				
	1810	E9HZ 4351-C	1710	E9HZ 4465-A		E9HT 4A375-V284B				
4.56	1610	E9HZ 4351-A	1610	E8HZ 4465-A	A,H,◊	E9HT 4A375-V010A,		A1-X-1662	E9HZ 4300-BZ	
	1710	E9HZ 4351-D	1610	E8HZ 4465-A		E9HT 4A375-V085A,				
	1760	E9HZ 4351-B	1610	E8HZ 4465-A		E9HT 4A375-V160A,				
	1810	E9HZ 4351-C	1710	E9HZ 4465-A		E9HT 4A375-V285B				

1990/
TRUCK SERIES 600/900

REAR AXLE AND DIFFERENTIAL CARRIER CHART

PARTS LIST NO.	RATIO	FLANGE				NOTE	REAR AXLE PART NUMBER	RING GEAR DIA. (IN.)	CARRIER	
		SIZE †	INPUT	SIZE †	OUTPUT				IDENTIFICATION	PART NUMBER
▲ RING GEAR DIAMETER LISTED ONLY WHEN OPTIONAL SIZES ARE SHOWN IN PARTS LISTS.										
† FOR FLANGE TYPE IDENTIFICATION REFER TO GROUP 4851										
Notes: ◇ U joint flange not included in assy. Determine by size of vehicle drive line. A - Air lockout H - Hendrickson suspension, N - Neway suspension										
26	4.88	1610	E9HZ 4351-A	1610	E8HZ 4465-A	A,H,◇	E9HT 4A375-V011A, E9HT 4A375-V086A, E9HT 4A375-V161A	▲	A1-X-1662	E9HZ 4300-CA
		1710	E9HZ 4351-D	1610	E8HZ 4465-A					
		1760	E9HZ 4351-B	1610	E8HZ 4465-A					
		1810	E9HZ 4351-C	1710	E9HZ 4465-A					
	5.29	1610	E9HZ 4351-A	1610	E8HZ 4465-A	A,H,◇	E9HT 4A375-V013A, E9HT 4A375-V088A, E9HT 4A375-V163A	▲	A1-X-1662	E9HZ 4300-CB
		1710	E9HZ 4351-D	1610	E8HZ 4465-A					
		1760	E9HZ 4351-B	1610	E8HZ 4465-A					
		1810	E9HZ 4351-C	1710	E9HZ 4465-A					
	5.86	1610	E9HZ 4351-A	1610	E8HZ 4465-A	A,H,◇	E9HT 4A375-V015A, E9HT 4A375-V090A, E9HT 4A375-V165A	▲	A1-X-1662	E9HZ 4300-CC
		1710	E9HZ 4351-D	1610	E8HZ 4465-A					
		1760	E9HZ 4351-B	1610	E8HZ 4465-A					
		1810	E9HZ 4351-C	1710	E9HZ 4465-A					
	6.14	1610	E9HZ 4351-A	1610	E8HZ 4465-A	A,H,◇	E9HT 4A375-V016A	▲	A1-X-1662	E9HZ 4300-CD
		1710	E9HZ 4351-D	1610	E8HZ 4465-A					
		1760	E9HZ 4351-B	1610	E8HZ 4465-A					
		1810	E9HZ 4351-C	1710	E9HZ 4465-A					
	6.43	1610	E9HZ 4351-A	1610	E8HZ 4465-A	A,H,◇	E9HT 4A375-V017A	▲	A1-X-1662	E9HZ 4300-CE
		1710	E9HZ 4351-D	1610	E8HZ 4465-A					
		1760	E9HZ 4351-B	1610	E8HZ 4465-A					
		1810	E9HZ 4351-C	1710	E9HZ 4465-A					
	7.17	1610	E9HZ 4351-A	1610	E8HZ 4465-A	A,H,◇	E9HT 4A375-V019A	▲	A1-X-1662	E9HZ 4300-CF
		1710	E9HZ 4351-D	1610	E8HZ 4465-A					
		1760	E9HZ 4351-B	1610	E8HZ 4465-A					
		1810	E9HZ 4351-C	1710	E9HZ 4465-A					
27	3.42	1610	E7HZ 4851-R	1610	E8HZ 4465-A	A,H,◇	E9HT 4A375-A004A, E9HT 4A375-A054A	▲	A1-J-1648	E9HZ 4300-A
		1710	E7HZ 4851-S	1610	E8HZ 4465-A					
		1760	E8HZ 4851-A	1610	E8HZ 4465-A					
		1810	E8HZ 4851-B	1710	E9HZ 4465-A					
	3.58	1610	E7HZ 4851-R	1610	E8HZ 4465-A	A,H,N,◇	E9HT 4A375-A005A, E9HT 4A375-A055A, E9HT 4A375-A105A	▲	A1-J-1648	E9HZ 4300-B
		1710	E7HZ 4851-S	1610	E8HZ 4465-A					
		1760	E8HZ 4851-A	1610	E8HZ 4465-A					
		1810	E8HZ 4851-B	1710	E9HZ 4465-A					
	3.73	1610	E7HZ 4851-R	1610	E8HZ 4465-A	A,H,N,◇	E9HT 4A375-A006A, E9HT 4A375-A056A, E9HT 4A375-A106A	▲	A1-J-1648	E9HZ 4300-C
		1710	E7HZ 4851-S	1610	E8HZ 4465-A					
		1760	E8HZ 4851-A	1610	E8HZ 4465-A					
		1810	E8HZ 4851-B	1710	E9HZ 4465-A					
	3.91	1610	E7HZ 4851-R	1610	E8HZ 4465-A	A,H,N,◇	E9HT 4A375-A007A, E9HT 4A375-A057A, E9HT 4A375-A107A	▲	A1-J-1648	E9HZ 4300-D
		1710	E7HZ 4851-S	1610	E8HZ 4465-A					
		1760	E8HZ 4851-A	1610	E8HZ 4465-A					
		1810	E8HZ 4851-B	1710	E9HZ 4465-A					
	4.10	1610	E7HZ 4851-R	1610	E8HZ 4465-A	A,H,N,◇	E9HT 4A375-A008A, E9HT 4A375-A058A, E9HT 4A375-A108A	▲	A1-J-1648	E9HZ 4300-E
		1710	E7HZ 4851-S	1610	E8HZ 4465-A					
		1760	E8HZ 4851-A	1610	E8HZ 4465-A					
		1810	E8HZ 4851-B	1710	E9HZ 4465-A					
	4.30	1610	E7HZ 4851-R	1610	E8HZ 4465-A	A,H,◇	E9HT 4A375-A009A, E9HT 4A375-A059A	▲	A1-J-1648	E9HZ 4300-F
		1710	E7HZ 4851-S	1610	E8HZ 4465-A					
		1760	E8HZ 4851-A	1610	E8HZ 4465-A					
		1810	E8HZ 4851-B	1710	E9HZ 4465-A					
4.56	1610	E7HZ 4851-R	1610	E8HZ 4465-A	A,H,◇	E9HT 4A375-A010A, E9HT 4A375-A060A	▲	A1-J-1648	E9HZ 4300-G	
	1710	E7HZ 4851-S	1610	E8HZ 4465-A						
	1760	E8HZ 4851-A	1610	E8HZ 4465-A						
	1810	E8HZ 4851-B	1710	E9HZ 4465-A						

1990/
TRUCK SERIES 600/900

REAR AXLE AND DIFFERENTIAL CARRIER CHART

PARTS LIST NO.	RATIO	FLANGE				NOTE	REAR AXLE PART NUMBER	RING GEAR DIA. (IN.)	CARRIER	
		SIZE †	INPUT	SIZE †	OUTPUT				IDENTIFICATION	PART NUMBER
▲ RING GEAR DIAMETER LISTED ONLY WHEN OPTIONAL SIZES ARE SHOWN IN PARTS LISTS. † FOR FLANGE TYPE IDENTIFICATION REFER TO GROUP 4851										
Notes: ◊ U joint flange not included in assy. Determine by size of vehicle drive line. A - Air lockout H - Hendrickson suspension, N - Neway suspension										
27	4.89	1610	E7HZ 4851-R	1610	E8HZ 4465-A	A,H,◊	E9HT 4A375-A011A, E9HT 4A375-A061A		A1-J-1648	E9HZ 4300-H
		1710	E7HZ 4851-S	1610	E8HZ 4465-A					
		1760	E8HZ 4851-A	1610	E8HZ 4465-A					
		1810	E8HZ 4851-B	1710	E9HZ 4465-A					
	5.38	1610	E7HZ 4851-R	1610	E8HZ 4465-A	A,H,◊	E9HT 4A375-A013A, E9HT 4A375-A063A		A1-J-1648	E9HZ 4300-J
		1710	E7HZ 4851-S	1610	E8HZ 4465-A					
		1760	E8HZ 4851-A	1610	E8HZ 4465-A					
		1810	E8HZ 4851-B	1710	E9HZ 4465-A					
	5.63	1610	E7HZ 4851-R	1610	E8HZ 4465-A	A,H,◊	E9HT 4A375-A014A, E9HT 4A375-A064A		A1-J-1648	E9HZ 4300-K
		1710	E7HZ 4851-S	1610	E8HZ 4465-A					
		1760	E8HZ 4851-A	1610	E8HZ 4465-A					
		1810	E8HZ 4851-B	1710	E9HZ 4465-A					
28	3.42	1610	E9HZ 4851-A			H,◊	E9HT 4B430-C004A E9HT 4B430-C054A		A1-T-1658	E9HZ 4200-A
		1710	E9HZ 4851-B							
	3.58	1610	E9HZ 4851-A			H,◊	E9HT 4B430-C005A E9HT 4B430-C055A		A1-T-1658	E9HZ 4200-B
		1710	E9HZ 4851-B							
	3.73	1610	E9HZ 4851-A			H,◊	E9HT 4B430-C006A E9HT 4B430-C056A		A1-T-1658	E9HZ 4200-C
		1710	E9HZ 4851-B							
	3.91	1610	E9HZ 4851-A			H,◊	E9HT 4B430-C007A E9HT 4B430-C057A		A1-T-1658	E9HZ 4200-D
		1710	E9HZ 4851-B							
	4.10	1610	E9HZ 4851-A			H,◊	E9HT 4B430-C008A E9HT 4B430-C058A		A1-T-1658	E9HZ 4200-E
		1710	E9HZ 4851-B							
	4.30	1610	E9HZ 4851-A			H,◊	E9HT 4B430-C009A E9HT 4B430-C059A		A1-T-1658	E9HZ 4200-F
		1710	E9HZ 4851-B							
	4.56	1610	E9HZ 4851-A			H,◊	E9HT 4B430-C010A E9HT 4B430-C060A		A1-T-1658	E9HZ 4200-G
		1710	E9HZ 4851-B							
	4.89	1610	E9HZ 4851-A			H,◊	E9HT 4B430-C011A E9HT 4B430-C061A		A1-T-1658	E9HZ 4200-H
		1710	E9HZ 4851-B							
5.38	1610	E9HZ 4851-A			H,◊	E9HT 4B430-C013A E9HT 4B430-C063A		A1-T-1658	E9HZ 4200-J	
	1710	E9HZ 4851-B								
5.63	1610	E9HZ 4851-A			H,◊	E9HT 4B430-C014A E9HT 4B430-C064A		A1-T-1658	E9HZ 4200-K	
	1710	E9HZ 4851-B								
29	3.42	1610	E7HZ 4851-R	1610	E8HZ 4465-A	A,H,◊	E9HT 4A375-B029A, E9HT 4A375-B079A		A9-P-1628	E9HZ 4300-L
		1710	E7HZ 4851-S	1610	E8HZ 4465-A					
		1760	E8HZ 4851-A	1610	E8HZ 4465-A					
		1810	E8HZ 4851-B	1710	E9HZ 4465-A					
	3.58	1610	E7HZ 4851-R	1610	E8HZ 4465-A	A,H,N,◊	E9HT 4A375-B030A, E9HT 4A375-B080A, E9HT 4A375-B130A		A9-P-1628	E9HZ 4300-M
		1710	E7HZ 4851-S	1610	E8HZ 4465-A					
		1760	E8HZ 4851-A	1610	E8HZ 4465-A					
		1810	E8HZ 4851-B	1710	E9HZ 4465-A					
	3.73	1610	E7HZ 4851-R	1610	E8HZ 4465-A	A,H,N,◊	E9HT 4A375-B031A, E9HT 4A375-B081A, E9HT 4A375-B131A		A9-P-1628	E9HZ 4300-N
		1710	E7HZ 4851-S	1610	E8HZ 4465-A					
		1760	E8HZ 4851-A	1610	E8HZ 4465-A					
		1810	E8HZ 4851-B	1710	E9HZ 4465-A					
3.91	1610	E7HZ 4851-R	1610	E8HZ 4465-A	A,H,N,◊	E9HT 4A375-B032A, E9HT 4A375-B082A, E9HT 4A375-B132A		A9-P-1628	E9HZ 4300-P	
	1710	E7HZ 4851-S	1610	E8HZ 4465-A						
	1760	E8HZ 4851-A	1610	E8HZ 4465-A						
	1810	E8HZ 4851-B	1710	E9HZ 4465-A						

1990/
TRUCK SERIES 600/900

REAR AXLE AND DIFFERENTIAL CARRIER CHART

PARTS LIST NO.	RATIO	FLANGE				NOTE	REAR AXLE PART NUMBER	RING GEAR DIA. (IN.) ▲	CARRIER	
		SIZE †	INPUT	SIZE †	OUTPUT				IDENTIFICATION	PART NUMBER
▲ RING GEAR DIAMETER LISTED ONLY WHEN OPTIONAL SIZES ARE SHOWN IN PARTS LISTS.										
† FOR FLANGE TYPE IDENTIFICATION REFER TO GROUP 4851										
Notes: ◊ U joint flange not included in assy. Determine by size of vehicle drive line. A - Air lockout H - Hendrickson suspension, N - Newway suspension										
29	4.10	1610	E7HZ 4851-R	1610	E8HZ 4465-A	A,H,N,◊	E9HT 4A375-B033A, E9HT 4A375-B083A, E9HT 4A375-B133A		A9-P-1628	E9HZ 4300-R
		1710	E7HZ 4851-S	1610	E8HZ 4465-A					
		1760	E8HZ 4851-A	1610	E8HZ 4465-A					
		1810	E8HZ 4851-B	1710	E9HZ 4465-A					
	4.30	1610	E7HZ 4851-R	1610	E8HZ 4465-A	A,H,◊	E9HT 4A375-B034A, E9HT 4A375-B084A		A9-P-1628	E9HZ 4300-S
		1710	E7HZ 4851-S	1610	E8HZ 4465-A					
		1760	E8HZ 4851-A	1610	E8HZ 4465-A					
		1810	E8HZ 4851-B	1710	E9HZ 4465-A					
	4.56	1610	E7HZ 4851-R	1610	E8HZ 4465-A	A,H,◊	E9HT 4A375-B035A, E9HT 4A375-B085A		A9-P-1628	E9HZ 4300-T
		1710	E7HZ 4851-S	1610	E8HZ 4465-A					
		1760	E8HZ 4851-A	1610	E8HZ 4465-A					
		1810	E8HZ 4851-B	1710	E9HZ 4465-A					
	4.89	1610	E7HZ 4851-R	1610	E8HZ 4465-A	A,H,◊	E9HT 4A375-B036A, E9HT 4A375-B086A		A9-P-1628	E9HZ 4300-V
		1710	E7HZ 4851-S	1610	E8HZ 4465-A					
		1760	E8HZ 4851-A	1610	E8HZ 4465-A					
		1810	E8HZ 4851-B	1710	E9HZ 4465-A					
	5.38	1610	E7HZ 4851-R	1610	E8HZ 4465-A	A,H,◊	E9HT 4A375-B038A, E9HT 4A375-B088A		A9-P-1628	E9HZ 4300-W
		1710	E7HZ 4851-S	1610	E8HZ 4465-A					
		1760	E8HZ 4851-A	1610	E8HZ 4465-A					
		1810	E8HZ 4851-B	1710	E9HZ 4465-A					
	5.63	1610	E7HZ 4851-R	1610	E8HZ 4465-A	A,H,◊	E9HT 4A375-B039A, E9HT 4A375-B089A		A9-P-1628	E9HZ 4300-X
		1710	E7HZ 4851-S	1610	E8HZ 4465-A					
		1760	E8HZ 4851-A	1610	E8HZ 4465-A					
		1810	E8HZ 4851-B	1710	E9HZ 4465-A					
30	3.42	1610	E9HZ 4851-A			H,◊	E9HT 4B430-C029A, E9HT 4B430-C079A		A1-V-1660	E9HZ 4200-P
		1710	E9HZ 4851-B							
	3.58	1610	E9HZ 4851-A			H,◊	E9HT 4B430-C030A, E9HT 4B430-C080A		A1-V-1660	E9HZ 4200-R
		1710	E9HZ 4851-B							
	3.73	1610	E9HZ 4851-A			H,◊	E9HT 4B430-C031A, E9HT 4B430-C081A		A1-V-1660	E9HZ 4200-S
		1710	E9HZ 4851-B							
	3.91	1610	E9HZ 4851-A			H,◊	E9HT 4B430-C032A, E9HT 4B430-C082A		A1-V-1660	E9HZ 4200-T
		1710	E9HZ 4851-B							
	4.10	1610	E9HZ 4851-A			H,◊	E9HT 4B430-C033A, E9HT 4B430-C083A		A1-V-1660	E9HZ 4200-V
		1710	E9HZ 4851-B							
	4.30	1610	E9HZ 4851-A			H,◊	E9HT 4B430-C034A, E9HT 4B430-C084A		A1-V-1660	E9HZ 4200-W
		1710	E9HZ 4851-B							
	4.56	1610	E9HZ 4851-A			H,◊	E9HT 4B430-C035A, E9HT 4B430-C085A		A1-V-1660	E9HZ 4200-X
		1710	E9HZ 4851-B							
	4.89	1610	E9HZ 4851-A			H,◊	E9HT 4B430-C036A, E9HT 4B430-C086A		A1-V-1660	E9HZ 4200-Y
		1710	E9HZ 4851-B							
5.38	1610	E9HZ 4851-A			H,◊	E9HT 4B430-C038A, E9HT 4B430-C088A		A1-V-1660	E9HZ 4200-Z	
	1710	E9HZ 4851-B								
5.63	1610	E9HZ 4851-A			H,◊	E9HT 4B430-C039A, E9HT 4B430-C089A		A1-V-1660	E9HZ 4200-AA	
	1710	E9HZ 4851-B								

1990/
TRUCK SERIES 600/900

QTY.	PART NUMBER	DESCRIPTION	QTY.	PART NUMBER	DESCRIPTION
ROCKWELL (TIMKEN) SL100 REAR AXLE SERVICE PARTS LIST NO. 1					
1	D6UZ 1243-A	Cup (power divider input shaft)- #JLM-710910	1	D8HZ 4N282-B	Plug (drain)-magnetic-3/4"-14 x 1 5/16"
1	D6UZ 1244-A	Cone and roller (power divider input shaft)- #JLM-710949		4300	Differential assy.-refer to group in Section 40
1	E3HZ 4N025-A	Plug (heat indicator)-1/2"-14 x 9/16"	1	4309	Ring gear and pinion kit
1	B9TT 4062-A	Shift assy.-electric	1	E4HZ 4309-A	3.73 ratio-includes nut, retainer
2	D8HZ 4067-A	Adjuster (differential bearing)-5 1/4"-12	1	E3HZ 4309-AA	3.90 ratio-includes nut
	4A140	Bolt-1/2"-13 x 1 1/2"	1	E4HZ 4309-B	4.10 ratio-includes nut, retainer
7	D5TZ 4A140-A	Drive pinion bearing retainer	1	D7HZ 4309-B	4.33 ratio-includes nut
12	D5TZ 4A140-A	Power divider cover	1	D7HZ 4309-C	4.63 ratio-includes nut
1	E3HZ 4A140-A	Bolt (differential push rod)-1/2"-20 x 1 1/2"	1	D7HZ 4309-D	4.88 ratio-includes nut
2	E7HZ 4143-D	Lock (differential bearing adjuster)	1	D7HZ 4309-E	5.29 ratio-includes nut
6	D8HZ 4A145-A	Bolt (input shaft bearing retainer)- 7/16"-14 x 1 3/8"	1	E4HZ 4309-J	5.86 ratio-includes nut, retainer
4	D1HZ 4A147-A	Washer (thru shaft retainer bolt)- 13/32" I.D. x 3/4" O.D. x 3/32" thick	1	E4HZ 4309-K	6.14 ratio-includes nut, retainer
6	D7HZ 4A147-A	Washer (input shaft bearing retainer)- 15/32" I.D. x 13/16" O.D. x 3/32" thick	1	E4HZ 4310-G	Housing assy.-#C-S-981- Hendrickson Beam Suspension
1	C1TZ 4189-A	Screw (thrust adj.)-does not require thrust block-7/8"-14 x 3 5/8"	1	B7T 7034-A	Breather (axle housing)
1	E3HZ 4A192-A	Nut (power divider push rod stop bolt)- self-locking-1/2"-20	1	D8HZ 4320-A	Nut (drive pinion)-self-locking- 1 3/4"-12 x 2 19/32" across flats- also serviced in kit-group 4309
	4204	Case assy. (differential)	1	D8HZ 4320-B	Nut (thru shaft output flange)-self-locking- 1 1/4"-12 x 1 27/32" across flats
1	D8HZ 4204-G	3.73 thru 3.90 ratios	1	D8HZ 4320-C	Nut (input shaft flange)-self-locking- 1 1/2"-12 x 2 7/32" across flats
1	D8HZ 4204-H	4.10 thru 4.63 ratios	12	D8HZ 4322-C	Nut (gear to case)-5/8"-18- also serviced in kit-group 4982
1	E0HZ 4204-F	4.88 thru 6.14 ratios	14	D7HZ 4323-A	Bolt (carrier to housing)-5/8"-11 x 1 3/4"
1	E1HZ 4211-A	Shaft (pinion)-#S-305		4326	Washer-21/32" I.D. x 1 1/16" O.D. x 3/32" thick
	*4215	Pinion (power divider)-Serviced in 4404 assy.	14	C1TT 4326-B	Carrier to housing
16	D7HZ 4216-C	Bolt (differential case)-1/2"-13 x 3 1/4" w/locking material	12	C1TT 4326-B	Gear to case-also serviced in kit-group 4982
2	B7A 4221-B	Cone and roller (thru shaft)-#LM-603049		4326	Washer-17/32" I.D. x 7/8" O.D. x 3/32" thick
2	D8HZ 4221-A	Cone and roller assy. (differential bearing)- #JM-716649-incl. cup #JM-7166610	7	D7HZ 4326-A	Pinion bearing retainer
2	B7A 4222-B	Cup (thru shaft)-#LM-603011	12	D7HZ 4326-A	Power divider cover
1	D3TZ 4222-A	Cup (input shaft)-#JM-511910-also serviced in assy.-group 4423, 4431	16	D7HZ 4326-A	Differential case bolt
2	D8HZ 4222-A	Cup (differential bearing)-#JM-716610- also serviced in assy.-group 4221	1	*C1TT 4329-A	Washer (thru shaft output flange)- 1 9/32" I.D. x 2 3/16" O.D. x 7/32" thick- r/b D7HZ 4637-A
2	C1TT 4228-D	Washer (diff. side gear thrust)-4 holes- 2 45/64" I.D. x 4 1/16" O.D.-3 11/32" bolt circle-also serviced in kit-group 4237	1	D8HZ 4341-C	Carrier assy. (diff.)-#A3-R-1032
4	C1TT 4230-D	Washer (diff. pinion thrust)-1 1/16" I.D. x 2 13/32" O.D.-also serviced in kit- group 4237	1	353051-S(PP-32)	Plug (filler)-3/4"-14
	*4230	Washer (power divider diff. pinion thrust)- Serviced in 4404 assy.	1	E9HZ 4351-D	Flange assy. (universal joint)-power divider end input-1710 size
2	C5TZ 4A230-A	Gasket (housing plug)-5/8" O.D. x 5/16" I.D.	1	C1TT 4391-A	Nut (thrust adjusting screw)- 7/8"-14 x 1 1/4"
2	356184-S(XX-13)	Washer (housing plug gasket bolt)-5/16"	4	E5HZ 4399-A	Bolt (power divider thru shaft retainer)- 3/8"-16 x 1"
2	D8HZ 4A322-C	Bolt (housing plug gasket)-5/16"-18 x 1"	1	E9HZ 4404-A	Case and nest assy. (power divider diff.)- welded-includes internal diff. parts
	4234	Shaft assy.		*4411	Shaft (power divider diff.)-Serviced in 4404 assy.
1	E3HZ 4234-E	R.H.-#3202-R-8182	1	D8HZ 4414-A	Retainer assy. (drive pinion bearing)- incl. bearing cups B8QH 4616-A #72487
1	E3HZ 4234-D	L.H.-#3202-Q-8181	1	D8HZ 4423-A	Bearing assy. (power divider input shaft)- front-#JM-511946-incl. bearing cup D3TZ 4222-A #JM-511910
1	E3HZ 4237-A	Gear and pinion kit (differential)- Consists of	1	E4HZ 4428-B	Cover (power divider)-air shift
	2-C1TT 4228-D	Washer-gear 4-2233-U-151			
	4-C1TT 4230-D	Washer-pinion 2-2234-D-966			
		Pinion gear			
		Side gear			

1990/
TRUCK SERIES 600/900

QTY.	PART NUMBER	DESCRIPTION	QTY.	PART NUMBER	DESCRIPTION
ROCKWELL (TIMKEN) SL100 REAR AXLE SERVICE PARTS LIST NO. 1 — Cont'd					
1	D8HZ 4431-A	Retainer assy. (power divider input shaft bearing)-incl. cage and cup D3TZ 4222-A #JM-511910	AR	4537	Spacer (drive pinion bearing)-2 5/32" I.D.
			AR	E1HZ 4537-A	.299" thick
			AR	E1HZ 4537-B	.300" thick
1	E6HZ 4434-A	Gear (power divider input shaft diff. side)- front-#3892-M-4927-one piece design-integral spur and bevel gear	AR	E1HZ 4537-C	.301" thick
			AR	E1HZ 4537-D	.302" thick
			AR	E1HZ 4537-E	.303" thick
1	E4HZ 4434-B	Gear (power divider input shaft diff. side)-rear	AR	E1HZ 4537-F	.304" thick
			AR	E1HZ 4537-G	.310" thick
	4436	Shim (drive pinion bearing retainer)- 6 3/32" I.D.-7 13/16" O.D.	AR	E1HZ 4537-H	.316" thick
			AR	E1HZ 4537-J	.322" thick
AR	D8HZ 4436-A	.003" thick	AR	E1HZ 4537-K	.328" thick
AR	D8HZ 4436-B	.005" thick	12	D8HZ 4558-B	Bolt (gear to case)-5/8"-18 x 2"- also serviced in kit-group 4982
AR	D8HZ 4436-C	.010" thick			
1	D8HZ 4442-A	Gear (drive pinion transfer)- #3892-S-3945-31 teeth-41 splines	1	E4HZ 4565-A	Push rod (diff. lockout shift)- Air shift-1 1/4" dia. x 6 29/32" long
1	E6HZ 4446-A	Shaft assy. (power divider input)- incl. washer and locknut		4567	Snap ring (axle thru shaft bearing rear)-3" O.D.
			AR	D4HZ 4567-A	.155" thick
1	E4HZ 4450-A	Fork assy. (power divider diff. lockout shift)	AR	D4HZ 4567-B	.158" thick
			AR	D4HZ 4567-C	.161" thick
1	E6HZ 4454-A	Washer (power divider input shaft)- 2 13/32" I.D. x 3 9/32" O.D.	1	D4HZ 4567-L	.163" thick
			AR	D4HZ 4567-D	.164" thick
1	D8HZ 4455-A	Gear (power divider sliding clutch)- 3 3/8" I.D. x 5" O.D. x 7/8" wide-28 teeth	AR	D4HZ 4567-E	.167" thick
			AR	D4HZ 4567-G	.173" thick
1	C1TT 4458-C	Spring (power divider diff. lockout shift lever return)-2 1/2" free length-1" I.D.- also serviced in kit-group 4450	AR	D4HZ 4567-H	.176" thick
			AR	D4HZ 4567-J	.179" thick
			AR	D4HZ 4567-K	.182" thick
1	E1HZ 4465-A	Flange assy. (universal joint)-output- 1610 size	1	E4HZ 4573-A	Seal assy. (input shaft oil)
1	D8HZ 4477-A	Retainer assy. (power divider thru shaft rear bearing)-#A-X-596-S-incl. cup B7A 4222-B #LM-603011- 3 1/16" I.D. x 5 3/4" O.D.-4 holes	1	D8HZ 4579-A	Shaft (power divider thru shaft)- 15 1/8" long x 1 3/4" O.D.-34 teeth-1 11/16" O.D.-32 teeth-1 1/4" -12
			1	D8HZ 4586-A	Washer (drive pinion transfer gear)- 1 25/32" I.D. x 3" O.D. x 3/16" thick
1	E4HZ 4478-A	Seal assy. (power divider output shaft oil) 3 25/32" O.D.-53/64" wide	2	B8QH 4616-A	Cup (driving pinion bearing)-#72487
1	C1TT 4479-A	Gasket (power divider thru shaft rear bearing retainer)	2	B8TZ 4621-C	Cone and roller (driving pinion)-#72212-C incl. cup B8QH 4616-A #72487
1	★D8HZ 4497-A	Diaphragm assy. (power divider diff. lockout cylinder)-2 1/2" x 3 7/8"- r/b E4HZ 4497-A	1	D8HZ 4625-A	Bearing assy. (driving pinion pilot)
			1	C6TZ 4627-A	Retainer (driving pinion pilot bearing)- 1 7/32" I.D. x 1 15/32" O.D. x 1/16" thick- also serviced in kit-group 4309
1	E4HZ 4497-A	Air chamber kit (power divider diff. lockout)- Consists of	1	D7HZ 4637-A	Washer (thru shaft output flange)- 1 9/32" I.D. x 2 3/16" O.D. x 7/32" thick
4-10X-1334	Screw	1-A1-3261-V-308 Chamber	1	D8HZ 4637-C	Washer (power divider input shaft)- 1 17/32" I.D. x 2 3/8" O.D. x 1/8" thick
	4536	Shim (power divider input bearing retainer)-5 3/16" I.D. x 6 7/8" O.D.	1	D8HZ 4982-A	Bolt and nut kit (driving gear)
AR	D8HZ 4536-D	.003" thick			
AR	D8HZ 4536-E	.005" thick	Consists of		
AR	D8HZ 4536-F	.010" thick	12-D8HZ 4322-C	Nut	12-D8HZ 4558-B Bolt
			12-C1TT 4326-B	Washer	
ROCKWELL (TIMKEN) SL100 REAR AXLE SERVICE PARTS LIST NO. 2					
1	E4HZ 4010-R	Housing assy.-#C-R-980- Hendrickson Beam Suspension	2	E7HZ 4143-D	Lock (differential bearing adjuster)
1	E3HZ 4N025-A	Plug (hear indicator)-1/2"-14 x 9/16"	1	C1TZ 4189-A	Screw (thrust adj.)-does not require thrust block-7/8"-14 x 3 5/8"
1	B7T 7034-A	Breather (axle housing)		4200	Differential assy.-refer to group in Section 40
2	D8HZ 4067-A	Adjuster (differential bearing)-5 1/4"-12		4204	Case assy. (differential)
8	D5TZ 4A140-A	Bolt (drive pinion bearing retainer)- 1/2"-13 x 1 1/2"	1	D8HZ 4204-G	3.73, 3.90 ratio
1	E3HZ 4141-B	Carrier assy. (differ.)-#A2-N-1314	1	D8HZ 4204-H	4.10 thru 4.63 ratios
1	353051-S(PP-32)	Plug (filler)-3/4"-14	1	E0HZ 4204-F	4.88 thru 6.14 ratios

1990/
TRUCK SERIES 600/900

QTY.	PART NUMBER	DESCRIPTION	QTY.	PART NUMBER	DESCRIPTION
ROCKWELL (TIMKEN) SL100 REAR AXLE SERVICE PARTS LIST NO. 2 — Cont'd					
	4209	Ring gear and pinion kit		4326	Washer-17/32" I.D. x 7/8" O.D. x 3/32" thick
1	E4HZ 4209-Z	3.73 ratio-includes nut, retainer, washer	8	D7HZ 4326-A	Drive pinion bearing retainer bolt
1	E3HZ 4209-AL	3.90 ratio-includes nut, washer	16	D7HZ 4326-A	Differential case bolt
1	E4HZ 4209-AA	4.10 ratio-includes nut, retainer, washer	1	C1TT 4391-A	Nut (thrust adjusting screw)- 7/8"-14 x 1 1/4"
1	E3HZ 4209-AN	4.33 ratio-includes nut, washer		4536	Shim (drive pinion bearing retainer)- 6 5/64" I.D. x 8 1/2" O.D.
1	E3HZ 4209-AP	4.63 ratio-includes nut, washer	AR	E2HZ 4536-A	.003" thick
1	E3HZ 4209-AR	4.88 ratio-includes nut, washer	AR	E2HZ 4536-B	.005" thick
1	E3HZ 4209-AS	5.29 ratio-includes nut, washer	AR	E2HZ 4536-C	.010" thick
1	E4HZ 4209-W	5.86 ratio-includes nut, retainer, washer		4537	Spacer (drive pinion bearing)-2 5/32" I.D.
1	E4HZ 4209-X	6.14 ratio-includes nut, retainer, washer	AR	E1HZ 4537-A	.299" thick
1	E1HZ 4211-A	Shaft (pinion)-# S-305	AR	E1HZ 4537-B	.300" thick
16	D7HZ 4216-C	Bolt (differential case)-1/2"-13 x 3 1/4" w/locking material	AR	E1HZ 4537-C	.301" thick
2	D8HZ 4221-A	Cone and roller assy. (diff. bearing)-#716649- incl. cup D8HZ 4222-A #716610	AR	E1HZ 4537-D	.302" thick
2	D8HZ 4222-A	Cup (diff. bearing)-#716610-also serviced in assy.-group 4221	AR	E1HZ 4537-E	.303" thick
2	C1TT 4228-D	Washer (diff. side gear thrust)- 4 holes-2 45/64" I.D. x 4 1/16" O.D.- 3 11/32" bolt circle-also serviced in kit-group 4237	AR	E1HZ 4537-F	.304" thick
4	C1TT 4230-D	Washer (diff. pinion thrust)-1 1/16" I.D. x 2 13/32" O.D.-also serviced in kit- group 4237	AR	E1HZ 4537-G	.310" thick
2	C5TZ 4A230-A	Gasket (housing plug)-5/16" I.D. x 5/8" O.D.	AR	E1HZ 4537-H	.316" thick
2	D8HZ 4A322-C	Bolt (housing plug gasket)-5/16"-18 x 1" 4234 Shaft assy.	AR	E1HZ 4537-I	.322" thick
1	E3HZ 4234-D	R.H.-# 3202-Q-8181	AR	E1HZ 4537-K	.328" thick
1	E3HZ 4234-E	L.H.-# 3202-R-8182	12	D8HZ 4558-B	Bolt (gear to case)-5/8"-18 x 2"- also serviced in kit-group 4982
1	E3HZ 4237-A	Gear and pinion kit (differential)	1	E3HZ 4614-A	Retainer assy. (driving pinion)-includes bearin cups B8QH 4616-A #72487
Consists of			2	B8QH 4616-A	Cup (driving pinion bearing)-#72487
2	C1TT 4228-D	Washer-gear 4-2233-U-151	2	B8TZ 4621-C	Cone and roller (driving pinion)-#72212-C
4	C1TT 4230-D	Washer-pinion 2-2234-D-966	1	D8HZ 4625-A	Bearing assy. (driving pinion pilot)
1	D8HZ 4N282-B	Plug (drain)-magnetic-3/4"-14 x 1 5/16"	1	C6TZ 4627-A	Retainer (driving pinion pilot bearing)- 1 7/32" I.D. x 1 15/32" O.D. x 1/16" thick- also serviced in kit-group 4209
1	D8HZ 4320-C	Nut (drive pinion flange)-self-locking- 1 1/2"-12 x 2 7/32" across flats- also serviced in kit-group 4209	1	D8HZ 4637-C	Washer (driving pinion bearing thrust)- 1 17/32" I.D. x 2 3/8" O.D. x 1/8" thick- also serviced in kit-group 4209
12	D8HZ 4322-C	Nut (gear to case)-5/8"-18-also serviced in kit-group 4982	1	E4HZ 4676-A	Seal assy. (drive pinion oil)- #A-1205-Y-1897
14	D7HZ 4323-A	Bolt (carrier to housing)-5/8"-11 x 1 3/4"	1	E1HZ 4851-E	Flange assy. (universal joint)-axle end- 1610 size
14	C1TT 4326-B	Carrier to housing	1	D8HZ 4982-A	Bolt and nut kit (driving gear)
12	C1TT 4326-B	Gear to case-also serviced in kit-group 4982	Consists of		
			12	D8HZ 4322-C	Nut
			12	D8HZ 4558-B	Bolt
			12	C1TT 4326-B	Washer

ROCKWELL (TIMKEN) SQ100 REAR AXLE SERVICE PARTS LIST NO. 3					
1	D6UZ 1243-A	Cup (power divider input shaft)- #JLM-710910	7	4A140	Bolt (drive pinion bearing retainer)
1	D6UZ 1244-A	Cone and roller (power divider input shaft)- #JLM-710949	8	D5TZ 4A140-A	1/2"-13 x 1 1/2"-use on vehicles w/malleable carrier
1	E3HZ 4N025-A	Plug (heat indicator)-1/2"-14 x 9/16"		E1HZ 4A140-E	1/2"-13 x 2 1/4"-use on vehicles w/aluminum carrier
2	D8HZ 4067-A	Adjuster (differential bearing)-5 1/4"-12			

1990/
TRUCK SERIES 600/900

QTY.	PART NUMBER	DESCRIPTION	QTY.	PART NUMBER	DESCRIPTION
ROCKWELL (TIMKEN) SQ100 REAR AXLE SERVICE PARTS LIST NO. 3 — Cont'd					
12	D5TZ 4A140-A	Bolt (power divider cover) 1/2"-13 x 1 1/2"-use on vehicles w/malleable carrier	1	D8HZ 4N282-B	Plug (drain)-magnetic-3/4"-14 x 1 5/16"
2	D5TZ 4A140-A	1/2"-13 x 1 1/2"-use on vehicles w/aluminum carrier		4300	Differential assy.-refer to group in Section 40
10	E1HZ 4A140-D	1/2"-13 x 2"-use on vehicles w/aluminum carrier	1	4309	Ring gear and pinion kit
1	E3HZ 4A140-A	Bolt (differential push rod)-1/2"-20 x 1 1/2"	1	E4HZ 4309-A	3.73 ratio-includes nut, retainer
2	E7HZ 4143-D	Lock (differential bearing adjuster)	1	E4HZ 4309-B	4.10 ratio-includes nut, retainer
6	D8HZ 4A145-A	Bolt (input shaft bearing retainer)- 7/16"-14 x 1 3/8"	1	D7HZ 4309-B	4.33 ratio-includes nut
4	D1HZ 4A147-A	Washer (thru shaft retainer bolt)- 13/32" F.D. x 3/4" O.D. x 3/32" thick	1	D7HZ 4309-C	4.63 ratio-includes nut
6	D7HZ 4A147-A	Washer (input shaft bearing retainer)- 15/32" I.D. x 13/16" O.D. x 3/32" thick	1	D7HZ 4309-D	4.88 ratio-includes nut
1	C1TZ 4189-A	Screw (thrust adj.)-does not require thrust block-7/8"-14 x 3 5/8"	1	D7HZ 4309-E	5.29 ratio-includes nut
1	E3HZ 4A192-A	Nut (power divider push rod stop bolt)- self-locking-1/2"-20	1	E4HZ 4309-J	5.86 ratio-includes nut, retainer
1	D8HZ 4204-G	Case assy. (differential) 3.73 ratio	1	E4HZ 4309-K	6.14 ratio-includes nut, retainer
1	D8HZ 4204-H	4.10 thru 4.63 ratios	1	E4HZ 4310-M	Housing assy.- #C-U-853-Hendrickson Beam Suspension
1	E0HZ 4204-F	4.88 thru 6.14 ratios	1	D8HZ 4320-A	Nut (drive pinion)-self-locking- 1 3/4"-12 x 2 19/32" across flats- also serviced in kit-group 4309
1	E1HZ 4211-A	Shaft (pinion)-#S-305	1	D8HZ 4320-B	Nut (thru shaft output flange)-self-locking- 1 1/4"-12 x 1 27/32" across flats
16	D7HZ 4216-C	Pinion (power divider)-Serviced in 4404 assy.	1	D8HZ 4320-C	Nut (input shaft flange)-self-locking- 1 1/2"-12 x 2 7/32" across flats
2	B7A 4221-B	Cone and roller (thru shaft)-#LM-603049	12	D8HZ 4322-C	Nut (gear to case)-5/8"-18- also serviced in kit-group 4982
2	D8HZ 4221-A	Cone and roller assy. (differential bearing)- #JM-716649-incl. cup #JM-716610	14	D7HZ 4323-A	Bolt (carrier to housing)-5/8"-11 x 1 3/4"- use on vehicles w/malleable carrier
2	B7A 4222-B	Cup (thru shaft)-#LM-603011	12	D8HZ 4323-C	Bolt (carrier to housing)-5/8"-11 x 2"- use on vehicles w/aluminum carrier
1	D3TZ 4222-A	Cup (input shaft)-#JM-511910-also serviced in assy.-group 4423, 4431		4326	Washer (carrier to housing)
2	D8HZ 4222-A	Cup (differential bearing)-#JM-716610- also serviced in assy.-group 4221	14	C1TT 4326-B	21/32" I.D. x 1 1/16" O.D. x 3/32" thick- use on vehicles w/malleable carrier
2	C1TT 4228-D	Washer (diff. side gear thrust)-4 holes- 2 45/64" I.D. x 4 1/16" O.D.-3 11/32" bolt circle-also serviced in kit- group 4237	14	E2HZ 4326-A	21/32" I.D. x 1 5/16" O.D. x 3/16" thick- use on vehicles w/aluminum carrier
4	C1TT 4230-D	Washer (diff. pinion thrust)-1 1/16" I.D. x 2 13/32" O.D.-also serviced in kit- group 4237	12	C1TT 4326-B	Washer (gear to case)-21/32" I.D. x 1 11/16" O.D. x 3/32" thick also serviced in kit-group 4982
	★4230	Washer (power divider diff. pinion thrust)- Serviced in 4404 assy.		4326	Washer-17/32" I.D. x 7/8" O.D. x 3/32" thick
2	C5TZ 4A230-A	Gasket (housing plug)-5/16" I.D. x 5/8" O.D.	AR	D7HZ 4326-A	Pinion bearing retainer
2	356184-S(XX-113)	Washer (housing plug gasket bolt)-5/16"	12	D7HZ 4326-A	Power divider cover
2	D8HZ 4A322-C	Bolt (housing plug gasket)-5/16"-18 x 1" 4234	16	D7HZ 4326-A	Differential case bolt
1	E9HZ 4234-D	R.H.-#3202-C-9519	1	★C1TT 4329-A	Washer (thru shaft output flange)- 1 9/32" I.D. x 2 3/16" O.D. x 7/32" thick -r/b D7HZ 4637-A
1	E9HZ 4234-C	L.H.-#3202-Q-6361		4341	Carrier assy. (diff.)
1	D8HZ 4237-A	Gear and pinion kit (differential) Consists of	1	D8HZ 4341-C	#A3-R-1032-malleable carrier
2	C1TT 4228-D	Washer-gear 4-2233-U-151 Pinion gear	1	E1HZ 4341-B	#A3-L-1078-aluminum carrier
4	C1TT 4230-D	Washer-pinion 2-2234-C-783 Side gear	1	353051-S(PP-32)	Plug (filler)-3/4"-14
			1	E9HZ 4351-D	Flange assy. (universal joint)-power divider-1710 size
			1	C1TT 4391-A	Nut (thrust adjusting screw)- 7/8"-14 x 1 1/4"
			4	E5HZ 4399-A	Bolt (power divider thru shaft retainer)- 3/8"-16 x 1"
			1	E9HZ 4404-A	Case and nest assy. (power divider diff.)-welded includes internal diff. parts
				★4411	Shaft (power divider diff.)-Serviced in 4404 assy.

1990/
TRUCK SERIES 600/900

QTY.	PART NUMBER	DESCRIPTION	QTY.	PART NUMBER	DESCRIPTION
ROCKWELL (TIMKEN) SQ100 REAR AXLE SERVICE PARTS LIST NO. 3 — Cont'd					
	4414	Retainer assy. (drive pinion bearing)- incl. bearing cups B8QH 4616-A #72487		4536	Shim (power divider input bearing retainer)-5 3/16" I.D. x 6 7/8" O.D.
1	D8HZ 4414-A	Use on vehicles w/malleable carrier	AR	D8HZ 4536-D	.003" thick
1	E1HZ 4414-A	Use on vehicles w/aluminum carrier	AR	D8HZ 4536-E	.005" thick
1	D8HZ 4423-A	Bearing assy. (power divider input shaft)- front-#JM-511946-incl. bearing cup D3TZ 4222-A #JM-511910	AR	D8HZ 4536-F	.010" thick
				4537	Spacer (drive pinion bearing)-2 5/32" I.D.
1	E4HZ 4428-B	Cover (power divider)	AR	E1HZ 4537-A	.299" thick
1	D8HZ 4431-A	Retainer assy. (power divider input shaft bearing)-incl. cage and cup D3TZ 4222-A #JM-511910	AR	E1HZ 4537-B	.300" thick
			AR	E1HZ 4537-C	.301" thick
			AR	E1HZ 4537-D	.302" thick
			AR	E1HZ 4537-E	.303" thick
1	E6HZ 4434-A	Gear (power divider input shaft diff. side)- front-#3892-M-4927-one piece design-integral spur and bevel gear	AR	E1HZ 4537-F	.304" thick
			AR	E1HZ 4537-G	.310" thick
			AR	E1HZ 4537-H	.316" thick
1	E4HZ 4434-B	Gear (power divider input shaft diff. side)-rear	AR	E1HZ 4537-J	.322" thick
			AR	E1HZ 4537-K	.328" thick
	4436	Shim (drive pinion bearing retainer)- 6 3/32" I.D.-7 13/16" O.D.	12	D8HZ 4558-B	Bolt (gear to case)-5/8"-18 x 2"- also serviced in kit-group 4982
AR	D8HZ 4436-A	.003" thick			
AR	D8HZ 4436-B	.005" thick	1	E4HZ 4565-A	Push rod (diff. lockout shift)- 1 1/4" dia. x 6 29/32" long
AR	D8HZ 4436-C	.010" thick			
1	D8HZ 4442-A	Gear (drive pinion transfer)- #3892-S-3945-31 teeth-41 splines	AR	4567	Snap ring (axle thru shaft bearing rear)-3" O.D.
			AR	D4HZ 4567-A	.155" thick
1	E6HZ 4446-A	Shaft assy. (power divider input)- incl. washer and locknut	AR	D4HZ 4567-B	.158" thick
			AR	D4HZ 4567-C	.161" thick
1	E4HZ 4450-A	Fork assy. (power divider diff. lockout shift)	AR	D4HZ 4567-L	.163" thick
			AR	D4HZ 4567-D	.164" thick
1	E6HZ 4454-A	Washer (power divider input shaft)- 2 13/32" I.D. x 3 9/32" O.D.	AR	D4HZ 4567-E	.167" thick
			AR	D4HZ 4567-F	.170" thick
1	D8HZ 4455-A	Gear (power divider sliding clutch)- 3 3/8" I.D. x 5" O.D. x 7/8" wide-28 teeth	AR	D4HZ 4567-G	.173" thick
			AR	D4HZ 4567-H	.176" thick
1	C1TT 4458-C	Spring (power divider diff. lockout shift lever return)-2 1/2" free length-1" I.D.- also serviced in kit-group 4450	AR	D4HZ 4567-J	.179" thick
			AR	D4HZ 4567-K	.182" thick
1	E1HZ 4465-A	Flange assy. (universal joint)-output- 1610 size	1	E4HZ 4573-A	Seal assy. (input shaft oil)
1	D8HZ 4477-A	Retainer assy. (power divider thru shaft) rear bearing)-#A-X-596-S-incl. cup B7A 4222-B #LM-603011- 3 1/6" I.D. x 5 3/4" O.D.-4 holes	1	D8HZ 4579-A	Shaft (power divider thru shaft)- 15 1/8" long x 1 3/4" O.D.-34 teeth-1 11/16" O.D.-32 teeth-1 1/4"-12
1	E4HZ 4478-A	Seal assy. (power divider output shaft oil)- 3 25/32" O.D.-53/64" wide	1	D8HZ 4586-A	Washer (drive pinion transfer gear)- 1 25/32" I.D. x 3" O.D. x 3/16" thick
1	C1TT 4479-A	Gasket (power divider thru shaft rear bearing retainer)	2	B8QH 4616-A	Cup (driving pinion bearing)-#72487
1	*D8HZ 4497-A	Diaphragm assy. (power divider diff. lockout cylinder)-2 1/2" x 3 7/8"- r/b E4HZ 4497-A	2	B8TZ 4621-C	Cone and roller (driving pinion)-#72212-C- incl. cup B8QH 4616-A #72487
1	E4HZ 4497-A	Air chamber kit (power divider diff. lockout)	1	D8HZ 4625-A	Bearing assy. (driving pinion pilot)
			1	C6TZ 4627-A	Retainer (driving pinion pilot bearing)- 1 7/32" I.D. x 1 15/32" O.D. x 1/16" thick- also serviced in kit-group 4309
			1	D7HZ 4637-A	Washer (thru shaft output flange)- 1 9/32" I.D. x 2 3/16" O.D. x 7/32" thick
			1	D8HZ 4637-C	Washer (power divider input shaft)- 1 17/32" I.D. x 2 3/8" O.D. x 1/8" thick
			1	D8HZ 4982-A	Bolt and nut kit (driving gear)
Consists of			Consists of		
4-10X-1334	Screw	1-A1-3261-V-308 Chamber	12-D8HZ 4322-C	Nut	12-D8HZ 4558-B Bolt
			12-C1TT 4326-B	Washer	

1990/
TRUCK SERIES 600/900

QTY.	PART NUMBER	DESCRIPTION	QTY.	PART NUMBER	DESCRIPTION
ROCKWELL (TIMKEN) SQ100 REAR AXLE SERVICE PARTS LIST NO. 4					
1	E3HZ 4010-M	Housing assy.-# C-V-854-Hendrickson Beam Suspension-	1	D8HZ 4320-C	Nut (drive pinion flange)-self-locking-1 1/2"-12 x 2 7/32" across flats-also serviced in kit-group 4209
1	E3HZ 4N025-A	Plug (heat indicator)-1/2"-14 x 9/16"	12	D8HZ 4322-C	Nut (gear to case)-5/8"-18-also serviced in kit-group 4982
2	D8HZ 4067-A	Adjuster (differential bearing)-5 1/4"-12	14	D7HZ 4323-A	Bolt (carrier to housing)-5/8"-11 x 1 3/4"-use on vehicles w/malleable carrier
8	D5TZ 4A140-A	Bolt (drive pinion bearing retainer) 1/2"-13 x 1 1/2"-use on vehicles w/malleable carrier	12	D8HZ 4323-C	Bolt (carrier to housing)-5/8"-11 x 2"-use on vehicles w/aluminum carrier
8	E1HZ 4A140-E	1/2"-13 x 2 1/4"-use on vehicles w/aluminum carrier		4326	Washer (carrier to housing)
	4141	Carrier assy. (differential)	14	C1TT 4326-B	21/32" I.D. x 1 1/16" O.D. x 3/32" thick-use on vehicles w/malleable carrier
1	E3HZ 4141-B	# A2-N-1314-malleable carrier		E2HZ 4326-A	21/32" I.D. x 1 5/16" O.D. x 3/16" thick-use on vehicles w/aluminum carrier
1	E3HZ 4141-C	# A2-T-1346-aluminum carrier	12	C1TT 4326-B	Washer (gear to case)-21/32" I.D. x 1 1/16" O.D. x 3/32" thick-also serviced in kit-group 4982
1	353051-S(PP-32)	Plug (filler)-3/4"-14	8	D7HZ 4326-A	Washer-17/32" I.D. x 7/8" O.D. x 3/32" thick
2	E7HZ 4143-D	Lock (differential bearing adjuster)	16	D7HZ 4326-A	Drive pinion bearing retainer bolt
1	C1TZ 4189-A	Screw (thrust adj)-does not require thrust block-7/8"-14 x 3 5/8"	1	C1TT 4391-A	Differential case bolt
	4200	Differential assy.-refer to group in Section 40		4391-A	Nut (thrust adjusting screw)-7/8"-14 x 1 1/4"
	4204	Case assy. (differential)		4536	Shim (drive pinion bearing retainer)
1	D8HZ 4204-G	3.73 thru 3.90 ratios	AR	E2HZ 4536-A	.003" thick
1	D8HZ 4204-H	4.10 thru 4.63 ratios	AR	E2HZ 4536-B	.005" thick
1	E0HZ 4204-F	4.88 thru 6.14 ratios	AR	E2HZ 4536-C	.010" thick
	4209	Ring gear and pinion kit		4537	Spacer (drive pinion bearing)-2 5/32" I.D.
1	E4HZ 4209-Z	3.73 ratio-includes nut, retainer, washer	AR	E1HZ 4537-A	.299" thick
1	E3HZ 4209-AL	.390 ratio-includes nut, washer	AR	E1HZ 4537-B	.300" thick
1	E4HZ 4209-AA	4.10 ratio-includes nut, retainer, washer	AR	E1HZ 4537-C	.301" thick
1	E3HZ 4209-AN	.433 ratio-includes nut, washer	AR	E1HZ 4537-D	.302" thick
1	E3HZ 4209-AP	.463 ratio-includes nut, washer	AR	E1HZ 4537-E	.303" thick
1	E3HZ 4209-AR	.488 ratio-includes nut, washer	AR	E1HZ 4537-F	.304" thick
1	E3HZ 4209-AS	.529 ratio-includes nut, washer	AR	E1HZ 4537-G	.310" thick
1	E4HZ 4209-W	5.86 ratio-includes nut, retainer, washer	AR	E1HZ 4537-H	.316" thick
1	E4HZ 4209-X	6.14 ratio-includes nut, retainer, washer	AR	E1HZ 4537-J	.322" thick
1	E1HZ 4211-A	Shaft (pinion)-# S-305	AR	E1HZ 4537-K	.328" thick
16	D7HZ 4216-C	Bolt (differential case)-1/2"-13 x 3 1/4" w/locking material	12	D8HZ 4558-B	Bolt (gear to case)-5/8"-18 x 2"-also serviced in kit-group 4982
2	D8HZ 4221-A	Cone and roller assy. (diff. bearing)-#716649-incl. cup D8HZ 4222-A #716610	1	E3HZ 4614-A	Retainer assy. (driving pinion)-includes bearing cups B8QH 4616-A #72487
2	D8HZ 4222-A	Cup (diff. bearing)-#716610-also serviced in assy.-group 4221	2	B8QH 4616-A	Cup (driving pinion bearing)-#72487
2	C1TT 4228-D	Washer (diff. side gear thrust)-4 holes-2 45/64" I.D. x 4 1/16" O.D.-3 11/32" bolt circle-also serviced in kit-group 4237	2	B8TZ 4621-C	Cone and roller (driving pinion)-#72212-C
4	C1TT 4230-D	Washer (diff. pinion thrust)-1 1/16" I.D. x 2 13/32" O.D.-also serviced in kit-group 4237	1	D8HZ 4625-A	Bearing assy. (driving pinion pilot)
2	C5TZ 4A230-A	Gasket (housing plug)-5/16" I.D. x 5/8" O.D.	1	C6TZ 4627-A	Retainer (driving pinion pilot bearing)-1 7/32" I.D. x 1 15/32" O.D. x 1/16" thick-also serviced in kit-group 4209
2	356184-S(XX-113)	Washer (housing plug gasket bolt)-5/16"	1	D8HZ 4637-C	Washer (driving pinion bearing thrust)-1 17/32" I.D. x 2 3/8" O.D. x 1/8" thick
2	D8HZ 4A322-C	Bolt (housing plug gasket)-5/16"-18 x 1"	1	E4HZ 4676-A	Seal assy. (drive pinion oil)
	4234	Shaft assy.	1	E1HZ 4851-E	Flange assy. (universal joint)-axle end 1610 size
1	E9HZ 4234-C	R.H.	1	D8HZ 4982-A	Bolt and nut kit (driving gear)
1	E9HZ 4234-D	L.H.			
1	D8HZ 4237-A	Gear and pinion kit (differential)			
Consists of			Consists of		
2-C1TT 4228-D	Washer-gear	4-2233-U-151 Pinion gear	12-D8HZ 4322-C	Nut	12-D8HZ 4558-B Bolt
4-C1TT 4230-D	Washer-pinion	2-2234-C-783 Side gear	12-C1TT 4326-B	Washer	
1	D8HZ 4N282-B	Plug (drain)-magnetic-3/4"-14 x 1 5/16"			

1990/
TRUCK SERIES 600/900

QTY.	PART NUMBER	DESCRIPTION	QTY.	PART NUMBER	DESCRIPTION
ROCKWELL (TIMKEN) SQ100P REAR AXLE SERVICE PARTS LIST NO. 5					
1	D6UZ 1243-A	Cup (power divider input shaft)- #JLM-710910	4	C1TT 4230-D	Washer (diff. pinion thrust)- 1 1/16" I.D. x 2 13/32" O.D.-also serviced in kit-group 4237
1	D6UZ 1244-A	Cone and roller (power divider input shaft)- #JLM-710949		★4230	Washer (power divider diff. pinion thrust) Serviced in 4404 assy.
1	E3HZ 4N025-A	Plug (heat indicator)-1/2"-14 x 9/16"	2	C5TZ 4A230-A	Gasket (housing plug)-5/16" I.D. x 5/8" O.D.
	★ 4035	Improvise-use liquid gasket	2	356184-S (XX-13)	Washer (housing plug gasket bolt)-5/16"
2	D8HZ 4067-A	Adjuster (differential bearing)- 5 1/4"-12	2	D8HZ 4A322-C	Bolt (housing plug gasket)-5/16"-18 x 1"
1	D8HZ 4A090-A	Cover assy. (power divider relief valve pump) 1 1/4" x 3 3/16"-4 holes-incl. ball, spring, "O" ring and plug		4234	Shaft assy.
1	E3HZ 4A140-A	Bolt (diff. push rod)-1/2"-20 x 1 1/2"	1	E9HZ 4234-D	R.H.-# 3202-C-9519
	4A140	Bolt (drive pinion bearing retainer)	1	E9HZ 4234-C	L.H.-# 3202-Q-6361
7	D5TZ 4A140-A	1/2"-13 x 1 1/2"-use on vehicles w/malleable carrier	1	D8HZ 4237-A	Gear and pinion kit (differential)
8	E1HZ 4A140-E	1/2"-13 x 2 1/4"-use on vehicles w/aluminum carrier	Consists of		
	4A140	Bolt (power divider cover)	2-C1TT 4228-D	Washer-gear	4-2233-U-151 Pinion gear
12	D5TZ 4A140-A	1/2"-13 x 1 1/2"-use on vehicles w/malleable carrier	4-C1TT 4230-D	Washer-pinion	2-2234-C-783 Side gear
2	D5TZ 4A140-A	1/2"-13 x 1 1/2"-use on vehicles w/aluminum carrier	1	D8HZ 4N282-B	Plug (drain) magnetic-3/4"-14 x 1 5/16"
10	E1HZ 4A140-D	1/2"-13 x 2"-use on vehicles w/aluminum carrier		4300	Differential assy.-refer to group in Section 40
2	E7HZ 4143-D	Lock (diff. bearing adjuster)	1	E3HZ 4309-AA	3.90 ratio-includes nut
6	D8HZ 4A145-A	Bolt (input shaft bearing retainer)- 7/16"-14 x 1 3/8"	1	E4HZ 4309-B	4.10 ratio-includes nut, retainer
4	D1HZ 4A147-A	Washer (thru shaft retainer bolt)- 13/32" I.D. x 3/4" O.D. x 3/32" thick	1	D7HZ 4309-B	4.33 ratio-includes nut
6	D7HZ 4A147-A	Washer (input shaft bearing retainer)- 15/32" I.D. x 13/16" O.D. x 3/32" thick	1	D7HZ 4309-C	4.63 ratio-includes nut
1	C1TZ 4189-A	Screw (thrust adj.)-does not require thrust block-7/8"-14 x 3 5/8"	1	D7HZ 4309-D	4.88 ratio-includes nut
1	E3HZ 4A192-A	Nut (power divider push rod stop bolt)- self-locking-1/2"-20	1	D7HZ 4309-E	5.29 ratio-includes nut
	4204	Case assy. (differential)	1	E4HZ 4309-J	5.86 ratio-includes nut, retainer
1	D8HZ 4204-G	3.90 ratio	1	E4HZ 4309-K	6.14 ratio-includes nut, retainer
1	D8HZ 4204-H	4.10 thru 4.63 ratios		4310	Housing assy.
1	E0HZ 4204-F	4.88 thru 6.14 ratios	1	E3HZ 4310-M	# C-U-853-Hendrickson Beam Suspension
1	E1HZ 4211-A	Shaft (pinion)-# S-305	1	E4HZ 4310-E	# C1-U-853-Hendrickson 4 Spring Suspension
	★4215	Pinion (power divider)-Serviced in 4404 assy.	1	E3HZ 4310-P	# C-Y-857-Neway Suspension
16	D7HZ 4216-C	Bolt (differential case)- 1/2"-13 x 3 1/4"-w/locking material	1	D8HZ 4A318-A	Element assy (oil filter)- 1" I.D. x 1 7/32" O.D. x 3 1/8"
2	B7A 4221-B	Cone and roller (thru shaft)-# LM-603049	1	D8HZ 4320-A	Nut (drive pinion)-self-locking- 1 3/4"-12 x 2 19/32" across flats- also serviced in kit-group 4309
2	D8HZ 4221-A	Cone and roller assy. (differential bearing)- #JM-716649-incl. cup #JM-716610	1	D8HZ 4320-B	Nut (thru shaft output flange)-self-locking 1/4"-12 x 1 27/32" across flats
2	B7A 4222-B	Cup (thru shaft)-# LM603011	1	D8HZ 4320-C	Nut (input shaft flange)-self-locking- 1 1/2"-12 x 2 7/32" across flats
1	D3TZ 4222-A	Cup (input shaft)-# JM-511910-also serviced in assy.-groups 4423, 4431	12	D8HZ 4322-C	Nut (gear to case)-5/8"-18- also serviced in kit-group 4982
2	D8HZ 4222-A	Cup (differential bearing)-# JM-716610- also serviced in assy.-group 4221	2	D8HZ 4A322-B	Bolt (pump cover) 5/16"-18 x 3/4"
2	C1TT 4228-D	Washer (diff. side gear thrust)- 4 holes-2 45/64" I.D. x 4 1/16" O.D.- 3 11/32" bolt circle-also serviced in kit-group 4237	2	D8HZ 4A322-E	Stud (power divider oil filter shield)- 5/16"-18 and 5/16"-18 x 1 31/32"
			AR	356184-S(XX-113)	Washer (pump cover)-5/16"
			2	D8HZ 4A322-D	Bolt (oil filter adapter)-5/16"-18 x 1 1/4"
			2	D8HZ 4B322-A	Nut (power divider oil filter shield stud)- 5/16"-18
				4323	Bolt (carrier to housing)
			AR	D7HZ 4323-A	5/8"-11 x 1 3/4"-use on vehicles w/malleable carrier
			12	D8HZ 4323-C	5/8"-11 x 2"-use on vehicles w/aluminum carrier

1990/
TRUCK SERIES 600/900

QTY.	PART NUMBER	DESCRIPTION	QTY.	PART NUMBER	DESCRIPTION
ROCKWELL (TIMKEN) SQ100P REAR AXLE SERVICE PARTS LIST NO. 5 — Cont'd					
14	C1TT 4326	Washer (carrier to housing)		4436	Shim (drive pinion bearing retainer)- 6 3/32" I.D.-7 13/16" O.D.
14	E2HZ 4326-B	21/32" I.D. x 1 1/16" O.D. x 3/32" thick- use on vehicles w/malleable carrier	AR	D8HZ 4436-A	.003" thick
14	E2HZ 4326-A	21/32" I.D. x 1 5/16" O.D. x 3/16" thick- use on vehicles w/aluminum carrier	AR	D8HZ 4436-B	.005" thick
			AR	D8HZ 4436-C	.010" thick
12	C1TT 4326-B	Washer (gear to case)- 21/32" I.D. x 1 1/16" O.D. x 3/32" thick- also serviced in kit-group 4982	1	D8HZ 4442-A	Gear (drive pinion transfer)- #3892-S-3945-31 teeth-41 splines
	4326	Washer-17/32" I.D. x 7/8" O.D. x 3/32" thick	1	D8HZ 4442-E	Gear (power divider oil pump driven)- 3/4" x 17/32"-7 teeth-incl. ball and nut
AR	D7HZ 4326-A	Pinion bearing retainer	1	E6HZ 4446-B	Shaft assy. (power divider input)- incl. ball, washer and nut
12	D7HZ 4326-A	Power divider cover	1	E4HZ 4450-A	Fork assy. (power divider diff. lockout shift)
16	D7HZ 4326-A	Differential case bolt	1	E6HZ 4454-A	Washer (power divider input shaft) 2 13/32" I.D. x 3 9/32" O.D.
1	★C1TT 4329-A	Washer (thru shaft output flange)- 1 9/32" I.D. x 2 3/16" O.D. x 7/32" thick -r/b D7HZ 4637-A	1	D8HZ 4455-A	Gear (power divider sliding clutch)- 3 3/8" I.D. x 5" O.D.-7/8" wide-28 teeth
	4341	Carrier assy. (differential)	1	C1TT 4458-C	Spring (power divider diff. lockout shift lever return)-2 1/2" free length-1" I.D.
1	D8HZ 4341-C	#A3-R-1032-malleable carrier	1	E1HZ 4465-A	Flange assy. (universal joint)-output 1610 size
1	E1HZ 4341-B	#A3-L-1078-aluminum carrier	1	D8HZ 4477-A	Retainer assy. (power divider thru shaft rear bearing)-#A-X-596-S-incl. cup B7A 4222-B #LM-603011- 3 1/16" I.D. x 5 3/4" O.D.-4 holes
1	353051-S(PP-32)	Plug (filer)-3/4"-14	1	E4HZ 4478-A	Seal assy. (power divider output shaft oil)- 3 25/32" O.D.-53/64" wide
1	E9HZ 4351-D	Flange assy. (universal joint)-power divider end-input-1710 size	1	C1TT 4479-A	Gasket (power divider thru shaft rear bearing retainer)
1	C1TT 4391-A	Nut (thrust adjusting screw)- 7/8"-14 x 1 1/4"	1	E4HZ 4497-A	Air chamber kit (power divider diff. lockout)
4	E5HZ 4399-A	Bolt (power divider thru shaft retainer)- 3/8"-16 x 1"	Consists of 4-10X-1344 Screw 1-A1-3261-V-308 Chamber		
1	E9HZ 4404-A	Case and nest assy. (power divider diff.)-welded- includes internal diff. parts		4536	Shim (power divider input bearing retainer)-5 3/16" I.D. x 6 7/8" O.D.
	★4411	Shaft (power divider diff.)- Serviced in 4404 assy.	AR	D8HZ 4536-D	.003" thick
	4414	Retainer assy. (drive pinion bearing)- incl. bearing cups B8QH 4616-A #72487	AR	D8HZ 4536-E	.005" thick
1	D8HZ 4414-A	Use on vehicles w/malleable carrier	AR	D8HZ 4536-F	.010" thick
1	E1HZ 4414-A	Use on vehicles w/aluminum carrier		4537	Spacer (drive pinion bearing)-2 5/32" I.D.
1	D8HZ 4A420-A	Filter assy. (power divider oil)- 3 3/4" O.D. x 4 1/4" long	AR	E1HZ 4537-A	.299" thick
1	D8HZ 4A421-C	Shield (power divider oil filter)	AR	E1HZ 4537-B	.300" thick
1	D8HZ 4423-A	Bearing assy. (power divider input shaft)- front-#JM-511946-incl. bearing cup D3TZ 4222-A #JM-511910	AR	E1HZ 4537-C	.301" thick
	E4HZ 4428-C	Cover (power divider)	AR	E1HZ 4537-D	.302" thick
1	87710-S(P-16)	Plug (drain)-3/8"-18	AR	E1HZ 4537-E	.303" thick
1	D8HZ 4428-B	Adapter (power divider oil filter)- 1 7/16" x 3"-2 holes	AR	E1HZ 4537-F	.304" thick
2	356184-S(XX-113)	Washer (filter adapter)-5/16"	AR	E1HZ 4537-G	.310" thick
1	D8HZ 4431-A	Retainer assy. (power divider input shaft bearing)-incl. cage and cup D3TZ 4222-A #JM-511910	AR	E1HZ 4537-H	.316" thick
	E6HZ 4434-A	Gear (power divider input shaft diff. side)-front-one piece design- integral spur and bevel gear #3892-M-4927	AR	E1HZ 4537-J	.322" thick
	E4HZ 4434-B	Gear (power divider input shaft diff. side)-rear	AR	E1HZ 4537-K	.328" thick
			12	D8HZ 4558-B	Bolt (gear to case)-5/8"-18 x 2"- also serviced in kit-group 4982
			1	E4HZ 4565-A	Push rod (diff. lockout shift)- 1 1/4" dia. x 6 29/32" long

1990/
TRUCK SERIES 600/900

QTY.	PART NUMBER	DESCRIPTION	QTY.	PART NUMBER	DESCRIPTION
ROCKWELL (TIMKEN) SQ100P REAR AXLE SERVICE PARTS LIST NO. 5 — Cont'd					
	4567	Snap ring (axle thru shaft bearing rear)-3" O.D.	1	D8HZ 4586-A	Washer (drive pinion transfer gear)- 1 25/32" I.D. x 3" O.D. x 3/16" thick
AR	D4HZ 4567-A	.155" thick			
AR	D4HZ 4567-B	.158" thick	1	D8HZ 4593-D	Snap ring (power divider idler pump shaft)
AR	D4HZ 4567-C	.161" thick	2	B8QH 4616-A	Cup (driving pinion bearing)-#72487
AR	D4HZ 4567-L	.163" thick	2	B8TZ 4621-C	Cone and roller (driving pinion)-#72212-C- incl. cup B8QH 4616-A-#72487
AR	D4HZ 4567-D	.164" thick			
AR	D4HZ 4567-E	.167" thick	1	D8HZ 4625-A	Bearing assy. (driving pinion pilot)
AR	D4HZ 4567-F	.170" thick	1	C6TZ 4627-A	Retainer (driving pinion pilot bearing) 1 7/32" I.D. x 1 15/32" O.D. x 1/16" thick- also serviced in kit-group 4309
AR	D4HZ 4567-G	.173" thick			
AR	D4HZ 4567-H	.176" thick			
AR	D4HZ 4567-J	.179" thick	1	D7HZ 4637-A	Washer (thru shaft output flange)- 1 9/32" I.D. x 2 3/16" O.D. x 7/32" thick
AR	D4HZ 4567-K	.182" thick			
1	E4HZ 4573-A	Seal assy. (input shaft oil)- also serviced in kit-group 4A573	1	D8HZ 4637-C	Washer (power divider input shaft)- 1 17/32" I.D. x 2 3/8" O.D. x 1/8" thick
1	D8HZ 4579-A	Shaft (power divider thru shaft)- 15 1/8" long x 1 3/4" O.D.-34 teeth-1 11/16" O.D.- 32 teeth-1 1/4"-12-1/2" dia. x 1 1/2" long	1	D8HZ 4739-B	Gear (power divider oil pump drive)- 3/4" x 1 17/32"-7 teeth
1	D8HZ 4581-A	Shaft (power divider idler pump gear)- 1/2" dia. x 1 1/2" long	1	D8HZ 4982-A	Bolt and nut kit (driving gear)
1	E3HZ 4581-A	Shaft and gear assy. (power divider idler pump)	Consists of 12-D8HZ 4322-C Nut 12-D8HZ 4558-B Bolt 12-C1TT 4326-B Washer		
ROCKWELL (TIMKEN) RS13120 REAR AXLE SERVICE PARTS LIST NO. 6 (NON-LOCKING)					
1	E8HZ 4010-C	Housing assy.- #C-3121-G-1281	2	E7HZ 4228-A	Washer (diff. side gear thrust)- also serviced in kit-group 4237
	4067	Adjuster (differential bearing)	4	E7HZ 4230-A	Washer (differential pinion thrust)- also serviced in kit-group 4237
1	E7HZ 4067-A	R.H.			
1	E7HZ 4067-B	L.H.	2	C5TZ 4A230-A	Gasket (housing plug)-5/16" I.D. x 5/8" O.D.
2	E7HZ 4N123-A	Washer (diff. bearing adjuster lock bolt)	2	356184-S (XX-113)	Washer (housing plug gasket bolt)-5/16"
2	E7HZ 4P123-A	Bolt (diff. bearing adjuster lock)	2	D8HZ 4A322-C	Bolt (housing plug gasket)-5/16"-18 x 1"
	4A140	Bolt (carrier to housing)		4234	Shaft
8	D5TZ 4A140-A	1/2"-13 x 1 1/2"	1	E7HZ 4234-B	R.H.
4	D7HZ 4397-B	1/2"-13 x 2 3/4"	1	E7HZ 4234-A	L.H.
1	E7HZ 4141-A	Carrier assy. (differential)	1	E7HZ 4237-A	Gear and pinion kit (differential)
	4143	Lock (differential bearing adjuster)	Consists of 2-E7HZ 4228-A Washer-gear 4-2233-Q-1031 Pinion gear 4-E7HZ 4230-A Washer-pinion 2-2234-E-1097 Side gear		
1	E7HZ 4143-A	R.H.			
1	E7HZ 4143-B	L.H.			
	4200	Differential assy.-refer to group in Section 40		4N282	Plug (magnetic)
	4204	Case assy. (differential)-includes 12 bolts	1	E7HZ 4N282-B	Diff. carrier
1	E7HZ 4204-A	All ratios except 4.30	2	D8HZ 4N282-B	Axle housing-3/4"-14 x 1 5/16"
1	E7HZ 4204-B	4.30 ratio	1	E7HZ 4320-A	Nut (drive pinion flange)- self-locking- also serviced in kit-group 4209
	4209	Ring gear and pinion kit-incl. locknut	12	D7HZ 4326-A	Washer (carrier to housing)- 17/32" I.D. x 7/8" O.D. x 3/32" thick
1	E7HZ 4209-A	4.30 ratio		4397	Spacer to group 4A140 within parts list
1	E7HZ 4209-C	4.88 ratio		4537	Spacer (driving pinion bearing)- use in pairs as required
1	E8HZ 4209-R	5.86 ratio			
1	E7HZ 4209-D	6.14 ratio	AR	E7HZ 4537-A	.236" thick
1	E7HZ 4209-E	7.17 ratio	AR	E7HZ 4537-B	.238" thick
1	E7HZ 4211-A	Shaft (pinion)	AR	E7HZ 4537-C	.239" thick
12	E7HZ 4216-A	Bolt (differential case)-also serviced in assy.-group 4204	AR	E7HZ 4537-D	.242" thick
	4221	Cone and roller (differential bearing)	AR	E7HZ 4537-E	.243" thick
1	E7HZ 4221-A	R.H.-#34306	AR	E7HZ 4537-F	.246" thick
1	8TH 4221	L.H.-#3994	AR	E7HZ 4537-G	.247" thick
	4222	Cup (differential bearing)	AR	E7HZ 4537-H	.248" thick
1	E7HZ 4222-A	R.H.-#34478			
1	D3TZ 4222-A	L.H.-#JM 511910			

1990/
TRUCK SERIES 600/900

QTY.	PART NUMBER	DESCRIPTION	QTY.	PART NUMBER	DESCRIPTION
ROCKWELL (TIMKEN) RS13120 REAR AXLE SERVICE PARTS LIST NO. 6 — Cont'd (NON-LOCKING)					
8	E7HZ 4545-A	Washer (drive pinion bearing retainer bolt)		4662	Shim (driving pinion bearing retainer)
8	E7HZ 4560-A	Bolt (pinion bearing retainer to carrier)	AR	E7HZ 4662-A	.004" thick
1	E7HZ 4614-A	Retainer assy. (drive pinion)—includes 7EQH 4616 inner cup #55437 and TBAA 4628-A outer cup #HM804810	AR	E7HZ 4662-B	.005" thick
			AR	E7HZ 4662-C	.006" thick
			AR	E7HZ 4662-D	.020" thick
	4616	Cup (driving pinion bearing)	1	E5HZ 4676-B	Seal (drive pinion oil)
1	7EQH 4616	Inner—#55437		4851	Flange assy. (universal joint)—axle end
1	TBAA 4628-A	Outer—#HM804810—also serviced in assy.—group 4621	1	E4HZ 4851-S	1480 size
			1	E4HZ 4851-T	1550 size
1	A8TZ 4621-A	Cone and roller (driving pinion)—Inner #55200-C	1	E7HZ 4851-J	1610 size
			1	E7HZ 4851-K	1710 size
1	D7HZ 4621-A	Cone and roller assy. (driving pinion)—outer— #HM804846—incl. cup TBAA 4628-A #HM804810	1	D7HZ 4859-A	Deflector (drive pinion oil Seal)— 4 13/16" O.D.
1	E7HZ 4625-A	Bearing assy. (driving pinion pilot)	1	E7HZ 4982-A	Bolt and nut kit (driving gear)
	4628	Refer to group 4616 within parts list	Consists of		
			12-40X1036	Nut	12-MS212045-1 Bolt
			1	B7T 7034-A	Breather (axle housing)
ROCKWELL (TIMKEN) RS15120 REAR AXLE SERVICE PARTS LIST NO. 7 (NON-LOCKING)					
1	E8HZ 4010-C	Housing assy.—#C-3121-G-1281		4222	Cup (differential bearing)
	4067	Adjuster (differential bearing)	1	E7HZ 4222-A	R.H.—#34478
1	E7HZ 4067-A	R.H.	1	D3TZ 4222-A	L.H.—#JM511910
1	E7HZ 4067-B	L.H.	2	E7HZ 4228-A	Washer (diff. side gear thrust)— also serviced in kit—group 4237
2	E7HZ 4N123-A	Washer (diff. bearing adjuster lock bolt)	4	E7HZ 4230-A	Washer (differential pinion thrust)— also serviced in kit—group 4237
2	E7HZ 4P123-A	Bolt (diff. bearing adjuster lock)	2	C5TZ 4A230-A	Gasket (housing plug)—5/16" I.D. x 5/8" O.D.
	4A140	Bolt (carrier to housing)	2	356184-S(XX-113)	Washer (housing plug gasket bolt)—5/16"
8	D5TZ 4A140-A	1/2"-13 x 1 1/2"	2	D8HZ 4A322-C	Bolt (housing plug gasket)—5/16"-18 x 1"
4	D7HZ 4397-B	1/2"-13 x 2 3/4"		4234	Shaft
1	E7HZ 4141-A	Carrier assy. (differential)	1	E7HZ 4234-B	R.H.
	4143	Lock (differential bearing adjuster)	1	E7HZ 4234-A	L.H.
1	E7HZ 4143-A	R.H.	1	E7HZ 4237-A	Gear and pinion kit (differential)
1	E7HZ 4143-B	L.H.	Consists of		
	4200	Differential assy.—refer to group in Section 40	2-E7HZ 4228-A	Washer—gear	4-2233-Q-1031 Pinion gear
1	E7HZ 4204	Case assy. (differential)—includes 12 bolts	4-E7HZ 4230-A	Washer—pinion	2-2234-E-1097 Side gear
1	E7HZ 4204-B	3.73 thru 4.30 ratio		4N282	Plug (magnetic)
1	E7HZ 4204-A	4.56 thru 7.17 ratio	1	E7HZ 4N282-B	Diff. carrier
	4209	Ring gear and pinion kit—incl. locknut	2	D8HZ 4N282-B	Axle housing—3/4"-14 x 1 5/16"
1	E9HZ 4209-V	3.73 ratio	1	E7HZ 4320-A	Nut (drive pinion Flange)—self-locking also serviced in kit—group 4209
1	E9HZ 4209-W	4.10 ratio	12	D7HZ 4326-A	Washer (carrier to housing)— 17/32" I.D. x 7/8" O.D. x 3/32" thick
1	E7HZ 4209-A	4.30 ratio		4397	Refer to group 4A140 within parts list
1	E7HZ 4209-B	4.56 ratio		4537	Spacer (driving pinion bearing)— use in pairs as required
1	E7HZ 4209-C	4.88 ratio	AR	E7HZ 4537-A	.236" thick
1	E7HZ 4209-CM	5.13 ratio	AR	E7HZ 4537-B	.238" thick
1	E8HZ 4209-R	5.86 ratio	AR	E7HZ 4537-C	.239" thick
1	E7HZ 4209-D	6.14 ratio	AR	E7HZ 4537-D	.242" thick
1	E7HZ 4209-E	7.17 ratio	AR	E7HZ 4537-E	.243" thick
1	E7HZ 4211-A	Shaft (pinion)	AR	E7HZ 4537-F	.246" thick
12	E7HZ 4216-A	Bolt (differential case)—also serviced in assy.—group 4204	AR	E7HZ 4537-G	.247" thick
	4221	Cone and roller (differential bearing)	AR	E7HZ 4537-H	.248" thick
1	E7HZ 4221-A	R.H.—#34306			
1	8TH 4221	L.H.—#3994			

1990/
TRUCK SERIES 600/900

QTY.	PART NUMBER	DESCRIPTION	QTY.	PART NUMBER	DESCRIPTION
ROCKWELL (TIMKEN) RS15120 REAR AXLE SERVICE PARTS LIST NO. 7 — Cont'd (NON-LOCKING)					
8	E7HZ 4545-A	Washer (drive pinion bearing retainer bolt)		4662	Shim (driving pinion bearing retainer)
8	E7HZ 4560-A	Bolt (pinion bearing retainer to carrier)	AR	E7HZ 4662-A	.004" thick
1	E7HZ 4614-A	Retainer assy. (drive pinion)—includes 7EQH 4616 inner Cup # 55437 and TBAA 4628-A outer cup # HM804810	AR	E7HZ 4662-B	.005" thick
			AR	E7HZ 4662-C	.006" thick
			AR	E7HZ 4662-D	.020" thick
	4616	Cup (driving pinion bearing)	1	E5HZ 4676-B	Seal (drive pinion oil)
1	7EQH 4616	Inner—# 55437		4851	Flange assy. (universal joint)—axle end
1	TBAA 4628-A	Outer—# HM804810—also serviced in assy.—group 4621	1	E4HZ 4851-S	1480 size
			1	E4HZ 4851-T	1550 size
1	A8TZ 4621-A	Cone and roller (driving pinion)—Inner # 55200-C	1	E7HZ 4851-J	1610 size
			1	E7HZ 4851-K	1710 size
1	D7HZ 4621-A	Cone and roller assy. (driving pinion)—Outer— # HM804846—incl. Cup TBAA 4628-A # HM804810	1	D7HZ 4859-A	Deflector (drive pinion oil seal)— 4 13/16" O.D.
			1	E7HZ 4982-A	Bolt and nut kit (driving gear)
1	E7HZ 4625-A	Bearing assy. (driving pinion pilot)	Consists of		
	4628	Refer to group 4616 within parts list	12-40X1036	Nut	12-MS212045-1 Bolt
			1	B7T 7034-A	Breather (axle housing)
ROCKWELL (TIMKEN) RS15210 REAR AXLE SERVICE PARTS LIST NO. 8 (NON-LOCKING)					
1	E7HZ 4010-B	Housing assy. # C-3121-J-1284		4222	Cup (differential bearing)
	4027	Refer to group 4127 within parts list	1	D8HZ 4222-C	R.H.—#JLM 714110
4	E7HZ 4029-A	Shaft (differential planetary gear)	1	E7HZ 4222-B	L.H.—#JP10010
4	E7HZ 4K034-A	Bolt (diff. sliding clutch gear retainer)	3	E7HZ 4228-B	Washer (diff. side gear thrust and diff. case)—also serviced in kit—group 4237
1	E7HZ 4045-A	Fork assy. (differential shift)	4	E7HZ 4229-A	Gear (differential planetary)
1	E7HZ 4055-A	Gear (differential sliding clutch)		4K229	Pin
	4067	Adjuster (differential bearing)	4	E7HZ 4K229-A	Differential planetary gear
1	E7HZ 4067-C	R.H.	1	E7HZ 4K229-C	Differential sliding clutch retainer
1	E7HZ 4067-D	L.H.	8	E7HZ 4L229-A	Washer (diff. planetary gear thrust)
1	E7HZ 4072-A	Seal (Shift Fork)	4	E0HZ 4230-B	Washer (diff. pinion thrust)— 7/8" I.D. x 1 31/32" O.D.—also serviced in kit—group 4237
	4127	Case (differential gear support)	2	C5TZ 4A230-A	Gasket (housing plug)—5/16" I.D. x 5/8" O.D.
1	E7HZ 4127-A	R.H.	2	356184-S(XX-113)	Washer (housing plug gasket bolt)—5/16"
1	E7HZ 4027-A	L.H.	2	D8HZ 4A322-C	Bolt (housing plug gasket)—5/16"—18 x 1"
12	C6TZ 4A140-B	Bolt (carrier to housing)—1/2"—13 x 1 3/4"		4234	Shaft
1	E7HZ 4141-B	Carrier assy. (differential)	1	E7HZ 4234-A	R.H.
1	E7HZ 4143-C	Lock (differential bearing adjuster)	1	E7HZ 4234-B	L.H.
1	E7HZ 4149-A	Shaft kit (Shift Fork)	1	E7HZ 4237-B	Gear and pinion kit (differential)
Consists of			Consists of		
	1-1246-L-1026	Pin	2-E7HZ 4228-A	Washer—gear	1-2234-L-1130 side gear
	2-1250-J-1024	Plug	4-E0HZ 4230-B	Washer—pinion	1-2234-M-1131 side gear
	4200	Differential assy.—refer to group in Section 40	4-2233-Q-1031	Pinion gear	
1	E7HZ 4204-C	Case assy. (differential)—includes 12 bolts		4N282	Plug (magnetic)—3/4"—14 x 1 5/16"
	4209	Ring gear and pinion kit—includes locknut	1	D8HZ 4N282-B	Drain
1	E7HZ 4209-F	4.56/6.36 ratio	1	D8HZ 4N282-B	Filler
1	E7HZ 4209-G	4.88/6.80 ratio	1	E7HZ 4N301-A	Retainer (differential sliding clutch gear)
1	E7HZ 4209-H	5.38/7.50 ratio		4320	Nut (drive pinion Flange)—Self-locking— also serviced in kit—group 4209
1	E8HZ 4209-S	5.86/8.17 ratio	1	E7HZ 4320-A	12 Point
1	E7HZ 4209-J	6.14/8.57 ratio	1	E7HZ 4320-B	6 Point
1	E7HZ 4209-K	6.83/9.53 ratio	2	E7HZ 4322-A	Nut (shift housing stud)
1	8TH 4211	Shaft (pinion)—6 1/2" long	2	34793-S2(X-67-A)	Lockwasher (shift housing stud)—7/16"
8	E7HZ 4216-B	Bolt (differential case)—also serviced in assy.—group 4204	2	E7HZ 4323-A	Stud (shift housing)
	4221	Cone and roller (differential bearing)	12	D7HZ 4326-A	Washer (carrier to housing)— 17/32" I.D. x 7/8" O.D. x 3/32" thick
1	D8HZ 4424-A	R.H.—#JLM 714149		4424	Refer to group 4221 within parts list
1	E7HZ 4221-B	L.H.—#JP 10049			

1990/
TRUCK SERIES 600/900

QTY.	PART NUMBER	DESCRIPTION	QTY.	PART NUMBER	DESCRIPTION
ROCKWELL (TIMKEN) RS15210 REAR AXLE SERVICE PARTS LIST NO. 8 — Cont'd (NON-LOCKING)					
	4537	Spacer (driving pinion bearing)- use in pairs as required		4621	Cone and roller (driving pinion)
AR	E7HZ 4537-J	.234" thick	1	A8TZ 4621-A	Inner-#55200C
AR	E7HZ 4537-K	.235" thick	1	C8TZ 4621-A	Outer-#HM804049
AR	E7HZ 4537-L	.236" thick	1	E8HZ 4625-A	Bearing assy. (driving pinion pilot)- 1 3/32" I.D. x 2 7/16" O.D.
AR	E7HZ 4537-M	.237" thick	1	C1TT 4627-C	Ring (driving pinion bearing retainer)
AR	E7HZ 4537-N	.238" thick		4662	Shim (driving pinion bearing retainer)
AR	E7HZ 4537-P	.239" thick	AR	E7HZ 4662-S	.003" thick
AR	E7HZ 4537-R	.244" thick	AR	E7HZ 4662-T	.005" thick
AR	E7HZ 4537-S	.250" thick	AR	E7HZ 4662-V	.010" thick
AR	E7HZ 4537-T	.256" thick	1	E5HZ 4676-B	Seal (drive pinion oil)
AR	E7HZ 4537-V	.262" thick		4851	Flange assy. (universal joint)-axle end
AR	E7HZ 4537-W	.268" thick	1	E4HZ 4851-S	1480 size
8	E7HZ 4545-A	Washer (drive pinion bearing retainer bolt)	1	E4HZ 4851-T	1550 size
8	E7HZ 4558-A	Bolt (gear to case)-differential	1	E7HZ 4851-J	1610 size
8	E7HZ 4560-A	Bolt (pinion bearing retainer to carrier)	1	E7HZ 4851-K	1710 size
1	E7HZ 4614-B	Retainer assy. (drive pinion)-includes 7EQH 4616 inner cup #55437 and C8TZ 4616-A outer cup #M804010	1	D7HZ 4859-A	Deflector (drive pinion oil seal)- 4 13/16" O.D.
	4616	Cup (driving pinion bearing)	1	B7T 7034-A	Breather (axle housing)
1	7EQH 4616	Inner-#55437			
1	C8TZ 4616-A	Outer-#M804010			
ROCKWELL (TIMKEN) RS17140 REAR AXLE SERVICE PARTS LIST NO. 9 (NON-LOCKING)					
1	E9HZ 4010-A	Housing assy.-#C3-3121-N-1600	2	E7HZ 4228-C	Washer (diff. side gear thrust)- also serviced in kit-group 4237
1	E3HZ 4N025-A	Plug (heat indicator)-1/2"-14 x 9/16"	4	C1TT 4230-D	Washer (differential pinion thrust)- also serviced in kit-group 4237
2	E7HZ 4067-F	Adjuster (differential bearing)	4	C5TZ 4A230-A	Gasket (housing plug)-5/16" I.D. x 5/8" O.D.
1	E9HZ 4141-A	Carrier assy. (differential)	4	356184-S(XX-113)	Washer (housing plug gasket bolt)-5/16"
2	E7HZ 4143-D	Lock (differential bearing adjuster)	4	D8HZ 4A322-C	Bolt (housing plug gasket)-5/16"-18 x 1"
	4200	Differential assy.-refer to group in Section 40		4234	Shaft
	4204	Case assy. (differential)-includes 16 bolts and washers	1	E9HZ 4234-E	R.H.
1	E9HZ 4204-B	3.73 thru 4.10 ratios	1	E9HZ 4234-F	L.H.
1	E9HZ 4204-C	4.30 thru 7.17 ratios	1	E9HZ 4237-A	Gear and pinion kit (differential)
	4209	Ring gear and pinion kit-includes locknut	Consists of		
1	E9HZ 4209-X	3.73 ratio	2	E7HZ 4228-C	Washer-gear 4-2233-J-1024 Pinion gear
1	E7HZ 4209-L	3.91 ratio	4	C1TT 4230-D	Washer-pinion 2-2234-P-1186 Side gear
1	E7HZ 4209-M	4.10 ratio		4N282	Plug (magnetic)-3/4"-14 x 1 5/16"
1	E8HZ 4209-T	4.30 ratio	1	D8HZ 4N282-B	Drain
1	E7HZ 4209-N	4.56 ratio	1	D8HZ 4N282-B	Filler
1	E7HZ 4209-P	4.88 ratio	1	E7HZ 4320-A	Nut (drive pinion flange)-self-locking- also serviced in kit-group 4209
1	E7HZ 4209-R	5.29 ratio		4323	Refer to group 4216 within parts list
1	E7HZ 4209-S	5.86 ratio	12	C1TT 4326-B	Washer (carrier to housing)- 21/32" I.D. x 1 1/16" O.D. x 3/32" thick
1	E7HZ 4209-T	6.43 ratio		4537	Spacer (driving pinion bearing)- use in pairs as required
1	E7HZ 4209-V	6.83 ratio	AR	E7HZ 4537-X	.329" thick
1	E7HZ 4209-W	7.17 ratio	AR	E7HZ 4537-Y	.330" thick
1	E1HZ 4211-A	Shaft (pinion)	AR	E7HZ 4537-Z	.331" thick
16	E7HZ 4216-C	Bolt (differential case)-also serviced in assy.-group 4204	AR	E7HZ 4537-AA	.332" thick
	4216	Bolt (carrier to housing)	AR	E7HZ 4537-AB	.333" thick
4	D3HZ 4216-D	5/8"-11 x 2 1/2"	AR	E7HZ 4537-AC	.338" thick
8	D7HZ 4323-A	5/8"-11 x 1 3/4"	AR	E7HZ 4537-AD	.343" thick
2	D8HZ 4221-A	Cone and roller assy. (differential bearing) #JM716649-incl. cup #JM716610-	AR	E7HZ 4537-AE	.344" thick
2	D8HZ 4222-A	Cup (differential bearing)- #JM716610-also serviced in assy.-group 4221	AR	E7HZ 4537-AF	.345" thick
			AR	E7HZ 4537-AG	.346" thick
			AR	E7HZ 4537-AH	.347" thick

**1990/
TRUCK SERIES 600/900**

QTY.	PART NUMBER	DESCRIPTION	QTY.	PART NUMBER	DESCRIPTION
ROCKWELL (TIMKEN) RS17140 REAR AXLE SERVICE PARTS LIST NO. 9 — Cont'd (NON-LOCKING)					
8	E7HZ 4545	Washer		4662	Shim (driving pinion bearing retainer)
16	E7HZ 4545-A	Drive pinion bearing retainer bolt	AR	E7HZ 4662-E	.003" thick
		Differential case—also serviced in	AR	E7HZ 4662-F	.005" thick
		assy.—group 4204	AR	E7HZ 4662-G	.008" thick
8	E7HZ 4560-A	Bolt (pinion bearing retainer to carrier)	AR	E7HZ 4662-H	.020" thick
1	E7HZ 4614-C	Retainer assy. (drive pinion)—includes	1	E5HZ 4676-B	Seal (drive pinion oil)
		7EQH 4616 inner cup #55437 and		4851	Flange assy. (universal joint)—axle end
		C8TZ 4616-A outer cup #M804010	1	E4HZ 4851-S	1480 size
	4616	Cup (driving pinion bearing)	1	E4HZ 4851-T	1550 size
1	7EQH 4616	Inner—#55437	1	E7HZ 4851-J	1610 size
1	C8TZ 4616-A	Outer—#M804010	1	E7HZ 4851-K	1710 size
	4621	Cone and roller (driving pinion)	1	D7HZ 4859-A	Deflector (drive pinion oil seal)—
1	A8TZ 4621-A	Inner—#55200C			4 13/16" O.D.
1	C8TZ 4621-A	Outer—#HM804049	1	E7HZ 4982-B	Bolt and nut kit (driving gear)
1	D8HZ 4625-A	Bearing assy. (driving pinion pilot)	Consists of		
1	C6TZ 4627-A	Retainer (driving pinion pilot bearing)—	12-MWA516	Washer	12-41X1216 Bolt
		1 7/32" I.D. x 1 15/32" O.D. x 1/16" thick	12-40X1150	Nut	
			1	B7T 7034-A	Breather (axle housing)
ROCKWELL (TIMKEN) RS17220 REAR AXLE SERVICE PARTS LIST NO. 10 (NON-LOCKING)					
1	E9HZ 4010-A	Housing assy.—#C3-3121-N-1600		4222	Cup (differential bearing)
1	E3HZ 4N025-A	Plug (heat indicator)—1/2"—14 x 9/16"	1	D8HZ 4222-C	R.H.—#JLM714110
	4027	Refer to group 4127 within parts list	1	8Q 4222-A	L.H.—#42584
4	E7HZ 4029-B	Shaft (differential planetary gear)	3	E7HZ 4228-B	Washer (diff. side gear thrust and
4	E7HZ 4K034-B	Bolt (diff. sliding clutch gear retainer)			diff. case)—also serviced in kit—group
1	E7HZ 4045-B	Fork assy. (differential shift)			4237
1	E7HZ 4055-B	Gear (differential sliding clutch)	4	E7HZ 4229-B	Gear (differential planetary)
	4067	Adjuster (differential bearing)		4K229	Pin
1	E7HZ 4067-C	R.H.	4	E7HZ 4K229-B	Differential planetary gear
1	E7HZ 4067-G	L.H.	1	E7HZ 4K229-C	Differential sliding clutch retainer
1	E7HZ 4072-A	Seal (shift fork)	8	E7HZ 4L229-A	Washer (diff. planetary gear thrust)
	4127	Case (differential gear support)	4	7EQ 4230	Washer (diff. pinion thrust)—1 3/32" I.D. x
1	E7HZ 4127-B	R.H.			2 1/4" O.D.—also serviced in kit group 4237
1	E7HZ 4027-B	L.H.	4	C5TZ 4A230-A	Gasket (housing plug)—5/16" I.D. x 5/8" O.D.
1	E7HZ 4141-D	Carrier assy. (differential)	4	356184-S(XX-113)	Washer (housing plug gasket bolt)—5/16"
1	E7HZ 4143-C	Lock (differential bearing adjuster)	4	D8HZ 4A322-C	Bolt (housing plug gasket)—5/16"—18 x 1"
1	E7HZ 4149-A	Shaft kit (Shift fork)		4234	Shaft
Consists of			1	E7HZ 4234-E	R.H.
1-1246-L-1026	Pin	2-1250-J-1024 Plug	1	E7HZ 4234-F	L.H.
	4200	Differential assy.—refer to group	1	E7HZ 4237-D	Gear and pinion kit (differential)
		in Section 40	Consists of		
1	E7HZ 4204-F	Case assy. (differential)—includes 12 bolts	2-E7HZ 4228-B	Washer—gear	1-2234-S-1085 side gear
	4209	Ring gear and pinion kit—includes locknut	4-7EQ 4230	Washer—pinion	1-2234-T-1086 side gear
1	E8HZ 4209-V	4.30/6.00 ratio	4-2233-M-1027	Pinion gear	
1	E7HZ 4209-Z	4.56/6.36 ratio		4N282	Plug (magnetic)—3/4"—14 x 1 5/16"
1	E7HZ 4209-AA	4.88/6.80 ratio	1	D8HZ 4N282-B	Drain
1	E7HZ 4209-AB	5.38/7.50 ratio	1	D8HZ 4N282-B	Filter
1	E8HZ 4209-W	5.86/8.17 ratio	1	E7HZ 4N301-B	Retainer (differential sliding clutch gear)
1	E8HZ 4209-X	6.14/8.57 ratio	1	E7HZ 4320-B	Nut (drive pinion flange)—self-locking—
1	E7HZ 4209-AC	6.50/9.07 ratio			also serviced in kit—group 4209
1	E7HZ 4209-AD	6.83/9.53 ratio	2	E7HZ 4322-A	Nut (shift housing stud)
1	E7HZ 4209-AE	7.17/10.0 ratio	2	34793-S2(X-67-A)	Lockwasher (shift housing stud)—7/16"
1	7EQ 4211	Shaft (pinion)	2	E7HZ 4323-A	Stud (shift housing)
	4216	Refer to group 4323 within parts list		4323	Bolt (carrier to housing)
12	E7HZ 4216-B	Bolt (differential case)—also serviced	8	D7HZ 4323-A	5/8"—11 x 1 3/4"
		in assy.—group 4204	4	D3HZ 4216-D	5/8"—11 x 2 1/2"
	4221	Cone and roller (differential bearing)	12	C1TT 4326-B	Washer (Carrier to housing)—
1	D8HZ 4424-A	R.H.—#JLM714149			21/32" I.D. x 1 1/16" O.D. x 3/32" thick
1	8Q 4221-A	L.H.—# 42381		4424	Refer to group 4221 within parts list

1990/
TRUCK SERIES 600/900

QTY.	PART NUMBER	DESCRIPTION	QTY.	PART NUMBER	DESCRIPTION
ROCKWELL (TIMKEN) RS17220 REAR AXLE SERVICE PARTS LIST NO. 10 — Cont'd					
(NON-LOCKING)					
	4537	Spacer (driving pinion bearing)- use in pairs as required		4616	Cup (driving pinion bearing)
AR	E7HZ 4537-J	.234" thick	1	7EQH 4616	Inner-#55437
AR	E7HZ 4537-K	.235" thick	1	C8TZ 4616-A	Outer-#M804010
AR	E7HZ 4537-L	.236" thick		4621	Cone and roller (driving pinion)
AR	E7HZ 4537-M	.237" thick	1	A8TZ 4621-A	Inner-#55200C
AR	E7HZ 4537-N	.238" thick	1	C8TZ 4621-A	Outer-#HM804049
AR	E7HZ 4537-P	.239" thick	1	D8HZ 4625-A	Bearing assy. (driving pinion pilot)
AR	E7HZ 4537-R	.244" thick	1	C6TZ 4627-A	Retainer (driving pinion pilot bearing)- 1 7/32" I.D. x 1 15/32" O.D. x 1/16" thick
AR	E7HZ 4537-S	.250" thick		4662	Shim (driving pinion bearing cage)
AR	E7HZ 4537-T	.256" thick	AR	E7HZ 4662-S	.003" thick
AR	E7HZ 4537-V	.262" thick	AR	E7HZ 4662-T	.005" thick
AR	E7HZ 4537-W	.268" thick	AR	E7HZ 4662-V	.010" thick
8	E7HZ 4545-A	Washer (drive pinion bearing retainer bolt)	1	E5HZ 4676-B	Seal (drive pinion oil)
8	E7HZ 4558-B	Bolt (gear to case)-differential		4851	Flange assy. (universal joint)-axle end
8	E7HZ 4560-A	Bolt (pinion bearing retainer to carrier)	1	E4HZ 4851-S	1480 size
1	E7HZ 4614-B	Retainer assy. (drive pinion)-includes 7EQH 4616 inner cup #55437 and C8TZ 4616-A Outer cup #M804010	1	E4HZ 4851-T	1550 size
			1	E7HZ 4851-J	1610 size
			1	E7HZ 4851-K	1710 size
			1	D7HZ 4859-A	Deflector (drive pinion oil seal)- 4 13/16" O.D.
			1	B7T 7034-A	Breather (axle housing)
ROCKWELL (TIMKEN) RS21145 REAR AXLE SERVICE PARTS LIST NO. 11					
(NON-LOCKING)					
1	E7HZ 4010-D	Housing assy.-#C-3121-J-1336	2	D8HZ 4221-A	Cone and roller assy. (differential bearing)- #JM-716649-incl. cup #JM-716610
1	E3HZ 4N025-A	Plug (heat indicator)-1/2"-14 x 9/16"	2	D8HZ 4222-A	Cup (differential bearing)-#JM-716610- also serviced in assy.-group 4221
2	E7HZ 4067-F	Adjuster (differential bearing)	2	E7HZ 4228-C	Washer (diff. side gear thrust)- also serviced in kit-group 4237
2	E7HZ 4N123-A	Washer (diff. bearing adjuster lock bolt)	4	C1TT 4230-D	Washer (differential pinion thrust) 1 1/16" I.D. x 2 13/32" O.D.-also serviced in kit-group 4237
2	E7HZ 4P123-A	Bolt (diff. bearing adjuster lock)	4	C5TZ 4A230-A	Gasket (housing plug)-5/16" I.D. x 5/8" O.D.
1	E9HZ 4141-A	Carrier assy. (differential)	4	356184-S(XX-113)	Washer (housing plug gasket bolt)-5/16"
2	E7HZ 4143-D	Lock (differential bearing adjuster)	4	D8HZ 4A322-C	Bolt (housing plug gasket)-5/16"-18 x 1"
	4200	Differential assy.-refer to group in Section 40		4234	Shaft
	4204	Case assy. (differential)-includes 16 bolts and washers	1	E9HZ 4234-J	R.H.-exc. cargo vehicles
1	E9HZ 4204-B	3.73 thru 4.10 ratios	1	E9HZ 4234-K	L.H.-exc. cargo vehicles
1	E9HZ 4204-C	4.30 thru 7.17 ratios	1	E7HZ 4234-G	R.H.-cargo vehicles
	4209	Ring gear and pinion kit-incl. locknut	1	E7HZ 4234-H	L.H.-cargo vehicles
1	E9HZ 4209-F	3.73 ratio	1	E8HZ 4237-A	Gear and pinion kit (differential)
1	E7HZ 4209-AF	3.91 ratio	Consists of		
1	E7HZ 4209-AG	4.10 ratio	2	E7HZ 4228-C	Washer-gear 4-2233-J-1024 Pinion gear
1	E8HZ 4209-A	4.30 ratio	4	C1TT 4230-D	Washer-pinion 2-2234-M-1183 Side gear
1	E7HZ 4209-AH	4.56 ratio	2	D8HZ 4N282-B	Plug (Axle housing) magnetic-3/4"-14 x 1 5/16"
1	E7HZ 4209-AJ	4.88 ratio	1	E7HZ 4320-C	Nut (drive pinion flange)-self-locking- also serviced in kit-group 4209
1	E7HZ 4209-AK	5.29 ratio		4323	Bolt (carrier to housing)
1	E7HZ 4209-AL	5.86 ratio	8	D7HZ 4323-A	5/8"-11 x 1 3/4"
1	E7HZ 4209-AM	6.43 ratio	4	D3HZ 4216-D	5/8"-11 x 2 1/2"
1	E7HZ 4209-AN	6.83 ratio	12	C1TT 4326-B	Washer (carrier to housing)- 21/32" I.D. x 1 1/16" O.D. x 3/32" thick
1	E7HZ 4209-AP	7.17 ratio			
1	E7HZ 4211-A	Shaft (pinion)			
16	E7HZ 4216-C	Bolt (differential case)-also serviced in assy.-group 4204			
	4216	Refer to group 4323 within parts list			

1990/
TRUCK SERIES 600/900

QTY.	PART NUMBER	DESCRIPTION	QTY.	PART NUMBER	DESCRIPTION
ROCKWELL (TIMKEN) RS21145 REAR AXLE SERVICE PARTS LIST NO. 11 — Cont'd (NON-LOCKING)					
	4537	Spacer (driving pinion bearing)— use in pairs as required		4621	Cone and roller (driving pinion)
AR	E7HZ 4537-AJ	.345" thick	1	B8TZ 4621-C	Inner-#72212C
AR	E7HZ 4537-AK	.346" thick	1	E7HZ 4621-A	Outer-#55206C
AR	E7HZ 4537-AL	.347" thick	1	D8HZ 4625-A	Bearing assy. (driving pinion pilot)
AR	E7HZ 4537-AM	.348" thick	1	G6TZ 4627-A	Retainer (driving pinion pilot bearing)
AR	E7HZ 4537-AN	.349" thick		4662	Shim (driving pinion bearing retainer)
AR	E7HZ 4537-AP	.354" thick	AR	E7HZ 4662-E	.003" thick
AR	E7HZ 4537-AR	.358" thick	AR	E7HZ 4662-F	.005" thick
AR	E7HZ 4537-AS	.359" thick	AR	E7HZ 4662-G	.008" thick
AR	E7HZ 4537-AT	.360" thick	AR	E7HZ 4662-H	.020" thick
AR	E7HZ 4537-AV	.361" thick	1	E4HZ 4676-A	Seal assy. (drive pinion oil)— 5 9/32" O.D. x 25/32" wide
AR	E7HZ 4537-AW	.362" thick		4851	Flange assy. (universal joint)—axle end
	4545	Washer	1	E7HZ 4851-M	1550 size
8	E7HZ 4545-A	Drive pinion retainer bolt	1	E7HZ 4851-N	1610 size
16	E7HZ 4545-A	Differential case—also serviced in assy.—group 4204	1	E9HZ 4851-C	1710 size
8	E7HZ 4560-A	Bolt (pinion bearing retainer to carrier)	1	E7HZ 4859-A	Deflector (drive pinion oil seal)
1	E7HZ 4614-D	Retainer assy. (drive pinion)—includes inner cup B8QH 4616-A #72487 and outer cup 7EQH 4616 #55437	1	E7HZ 4982-B	Bolt and nut kit (driving gear)
	4616	Cup (driving pinion bearing)	Consists of		
1	B8QH 4616-A	Inner-#72487	12-MWA516	Washer	12-41X1216 Bolt
1	7EQH 4616	Outer-#55437	12-40X1150	Nut	
			1	B7T 7034-A	Breather (axle housing)
ROCKWELL (TIMKEN) RS21230 REAR AXLE SERVICE PARTS LIST NO. 12 (NON-LOCKING)					
1	E7HZ 4010-E	Housing assy.—#C-3121-V-1348		4209	Ring gear and pinion kit—includes locknut — Cont'd
1	E3HZ 4N025-A	Plug (heat indicator)—1/2"—14 x 9/16"	1	E7HZ 4209-AT	4.56/6.36 ratio
	4027	Refer to group 4127 within parts list	1	E7HZ 4209-AV	4.88/6.80 ratio
4	E7HZ 4029-C	Shaft (differential planetary gear)	1	E7HZ 4209-AW	5.38/7.50 ratio
4	E7HZ 4K034-C	Stud (diff. sliding clutch gear retainer)	1	E8HZ 4209-Z	5.86/8.17 ratio
4	E7HZ 4L034-A	Nut (diff. sliding clutch gear retainer stud)	1	E7HZ 4209-AX	6.50/9.07 ratio
1	E7HZ 4045-C	Fork assy. (differential shift)	1	E7HZ 4209-AY	6.83/9.53 ratio
1	E7HZ 4055-C	Gear (differential sliding clutch)	1	E7HZ 4209-AZ	7.17/10.0 ratio
	4067	Adjuster (differential bearing)	1	E1HZ 4211-A	Shaft (pinion)—#S-305
1	E7HZ 4067-J	R.H.	12	E7HZ 4216-B	Bolt (differential case)—also serviced in assy.—group 4204
1	E7HZ 4067-K	L.H.		4216	Bolt (carrier to housing)
1	E7HZ 4072-A	Seal (shift fork)	4	D3HZ 4216-D	5/8"—11 x 2 1/2"
	4127	Case (differential gear support)	8	D7HZ 4323-A	5/8"—11 x 1 3/4"
1	E7HZ 4127-C	R.H.	1	D8HZ 4221-A	Cone and roller assy. (differential bearing)— R.H.—#JM716649—incl. cup #JM716610
1	E7HZ 4027-C	L.H.	1	E7HZ 4221-D	Cone and roller (differential bearing)— L.H.—#52400
1	E7HZ 4141-F	Carrier assy. (differential)		4222	Cup (differential bearing)
1	E7HZ 4143-C	Lock (differential bearing adjuster)	1	D8HZ 4222-A	R.H.—#JM716610—also serviced in assy.—group 4221
4	E7HZ 4146-A	Dowel (diff. sliding clutch gear retainer)	1	C3TZ 4222-C	L.H.—#52618
4	E7HZ 4K147-A	Washer (diff. sliding clutch gear retainer)	3	C1TT 4228-D	Washer (diff. side gear thrust and diff. case)—also serviced in kit—group 4237
1	E7HZ 4149-A	Shaft kit (shift fork)	4	E7HZ 4229-C	Gear (differential planetary)
Consists of				4K229	Pin (differential planetary gear)
1-1246-L-1026	Pin	2-1250-J-1024 Plug	4	E7HZ 4K229-B	Differential planetary gear
	4200	Differential assy.—refer to group in Section 40	1	E7HZ 4K229-B	Retainer diff. sliding clutch gear
1	E7HZ 4204-J	Case assy. (differential)—includes 12 bolts	8	E7HZ 4L229-A	Washer (diff. planetary gear thrust)
	4209	Ring gear and pinion kit—includes locknut			
1	E7HZ 4209-AR	3.91/5.45 ratio			
1	E7HZ 4209-AS	4.10/5.72 ratio			
1	E8HZ 4209-Y	4.30/6.00 ratio			

1990/
TRUCK SERIES 600/900

QTY.	PART NUMBER	DESCRIPTION	QTY.	PART NUMBER	DESCRIPTION	
ROCKWELL (TIMKEN) RS21230 REAR AXLE SERVICE PARTS NO. 12 — Cont'd (NON-LOCKING)						
4	C1TT 4230-D	Washer (diff. pinion thrust)-also serviced in kit-group 4237		4537	Spacer (driving pinion bearing)-use in pairs as required — Cont'd	
4	C5TZ 4A230-A	Gasket (housing plug)-5/16" I.D. x 5/8" O.D.	AR	E7HZ 4537-T	.256" thick	
4	356184-S(XX-113)	Washer (housing plug gasket bolt)-5/16"	AR	E7HZ 4537-V	.262" thick	
4	D8HZ 4A322-C	Bolt (housing plug gasket)-5/16"-18 x 1"	AR	E7HZ 4537-W	.268" thick	
2	E9HZ 4234-G	Shaft	8	E7HZ 4545-A	Washer (drive pinion bearing retainer bolt)	
1	E7HZ 4237-F	Gear and pinion kit (differential)	8	E7HZ 4558-C	Bolt (gear to case)-differential	
Consists of						
2	C1TT 4228-D	Washer-gear 1-2234-K-1077	Side gear	8	E7HZ 4560-A	Bolt (pinion bearing retainer to carrier)
4	C1TT 4230-D	Washer-pinion 1-2234-M-1079	Side gear	1	E7HZ 4614-E	Retainer assy. (drive pinion)-includes 7EQH 4616 inner cup #55437 and TBAA 4628-A outer cup #M804010
4	2233-J-1024	Pinion gear				
1	D8HZ 4N282	Plug (magnetic)-3/4"-14 x 1 5/16"		4616	Cup (driving pinion bearing)	
1	D8HZ 4N282-B	Drain	1	7EQH 4616	Inner-#55437	
1	D8HZ 4N282-B	Filler	1	TBAA 4628-A	Outer-#HM804810	
1	E7HZ 4N301-C	Retainer (differential sliding clutch gear)		4621	Cone and roller (driving pinion)	
1	E7HZ 4320-B	Nut (drive pinion Flange)-self-locking-also serviced in kit-group 4209	1	A8TZ 4621-A	Inner-#55200C	
2	E7HZ 4322-A	Nut (shift housing stud)	1	D7HZ 4621-A	Outer-#HM804846	
2	34793-S2(X-67-A)	Lockwasher (shift housing stud)-7/16"	1	E7HZ 4625-B	Bearing assy. (driving pinion pilot)	
	4323	Refer to group 4216 within parts list		C6TZ 4627-A	Retainer (driving pinion pilot bearing)-1 7/32" I.D. x 1 15/32" O.D. x 1/16" thick	
2	E7HZ 4323-A	Stud (shift housing)		4628	Refer to group 4616 within parts list	
12	C1TT 4326-B	Washer (carrier to housing)-21/32" I.D. x 1 1/16" O.D. x 3/32" thick		4662	Shim (driving pinion bearing cage)	
	4537	Spacer (driving pinion bearing)-use in pairs as required	AR	E7HZ 4662-S	.003" thick	
AR	E7HZ 4537-J	.234" thick	AR	E7HZ 4662-T	.005" thick	
AR	E7HZ 4537-K	.235" thick	AR	E7HZ 4662-V	.010" thick	
AR	E7HZ 4537-L	.236" thick	1	E5HZ 4676-B	Seal (drive pinion oil)	
AR	E7HZ 4537-M	.237" thick		4851	Flange assy. (universal joint)-axle end	
AR	E7HZ 4537-N	.238" thick	1	E4HZ 4851-S	1480 size	
AR	E7HZ 4537-P	.239" thick	1	E4HZ 4851-T	1550 size	
AR	E7HZ 4537-R	.244" thick	1	E7HZ 4851-J	1610 size	
AR	E7HZ 4537-S	.250" thick	1	E7HZ 4851-K	1710 size	
			1	D7HZ 4859-A	Deflector (drive pinion oil seal)-4 13/16" O.D.	
			1	B7T 7034-A	Breather (axle housing)	
ROCKWELL (TIMKEN) RS23160 REAR AXLE SERVICE PARTS LIST NO. 13 (NON-LOCKING)						
1	E7HZ 4010-E	Housing assy. #C-3121-V-1348		4209	Ring gear and pinion kit-incl. locknut — Cont'd	
1	E3HZ 4N025-A	Plug (heat indicator)-1/2"-14 x 9/16"				
2	E7HZ 4067-L	Adjuster (differential bearing)	1	E9HZ 4209-R	4.89 ratio	
2	E7HZ 4N123-A	Washer (diff. bearing adjusting lock bolt)	1	E9HZ 4209-S	5.38 ratio	
2	E7HZ 4P123-A	Bolt (diff. bearing adjuster lock)	1	E9HZ 4209-T	5.63 ratio	
1	E9HZ 4141-B	Carrier assy. (differential)-#A2-T-1658	1	E9HZ 4209-A	6.14 ratio	
2	E7HZ 4143-D	Lock (differential bearing adjuster)	1	E9HZ 4209-B	6.83 ratio	
	4200	Differential assy.-refer to group in Section 40	1	E9HZ 4209-C	7.17 ratio	
	4204	Case assy. (differential)-includes 12 bolts	1	E7HZ 4211-D	Shaft (pinion)	
1	E9HZ 4204-D	3.42 thru 3.73 ratios	12	E9HZ 4216-A	Bolt (differential case)-also serviced in assy.-group 4204	
1	E9HZ 4204-E	3.91 thru 4.56 ratios	2	E7HZ 4221-E	Cone and roller (differential bearing)-#X32021X	
1	E9HZ 4204-F	4.89 thru 7.17 ratios	2	E7HZ 4222-D	Cup (differential bearing)-#Y32021X	
	4209	Ring gear and pinion kit-incl. locknut	2	E7HZ 4228-D	Washer (diff. side gear thrust)-also serviced in kit-group 4237	
1	E9HZ 4209-H	3.42 ratio	4	E7HZ 4230-D	Washer (differential pinion thrust)-also serviced in kit-group 4237	
1	E9HZ 4209-K	3.73 ratio				
1	E9HZ 4209-L	3.91 ratio	4	C5TZ 4A230-A	Gasket (housing plug)-5/16" I.D. x 5/8" O.D.	
1	E9HZ 4209-M	4.10 ratio	4	356184-S(XX-113)	Washer (housing plug gasket bolt)-5/16"	
1	E9HZ 4209-N	4.30 ratio	4	D8HZ 4A322-C	Bolt (housing plug gasket)-5/16"-18 x 1"	
1	E9HZ 4209-P	4.56 ratio				

1990/
TRUCK SERIES 600/900

QTY.	PART NUMBER	DESCRIPTION	QTY.	PART NUMBER	DESCRIPTION
ROCKWELL (TIMKEN) RS23160 REAR AXLE SERVICE PARTS LIST NO. 13 -- Cont'd					
(NON-LOCKING)					
	4234	Shaft		4560	Bolt (pinion bearing retainer to carrier)
1	E9HZ 4234-L	R.H.-exc. cargo vehicles	8	E7HZ 4560-B	Malleable carrier
1	E9HZ 4234-M	L.H.-exc. cargo vehicles	8	E8HZ 4560-A	Aluminum carrier
1	E7HZ 4234-K	R.H.-cargo vehicles	1	E7HZ 4614-F	Retainer assy. (drive pinion)-includes E7HZ 4616-A inner cup #9220 and C1TT 4628-A outer cup #HM813810
1	E7HZ 4234-L	L.H.-cargo vehicles		4616	Cup (driving pinion bearing)
1	E7HZ 4237-G	Gear and pinion kit (differential)	1	E7HZ 4616-A	Inner-#9220
Consists of					
2	E7HZ 4228-D	Washer-gear	2	2-2234-C-1069	Side gear
4	E7HZ 4230-D	Washer-pinion	4	4-2233-M-1001	Pinion gear
2	D8HZ 4N282-B	Plug (housing)-magnetic-3/4"-14 x 1 5/16"	1	C1TT 4628-A	Outer-#HM813810
1	E7HZ 4320-D	Nut (drive pinion flange)-self-locking-also serviced in kit-group 4209	1	4621	Cone and roller (driving pinion)
	4323	Bolt (carrier to housing)	1	E7HZ 4621-C	Inner-#9278
8	D7HZ 4323-A		1	E7HZ 4621-B	Outer
4	E7HZ 4323-C		1	E9HZ 4625-A	Bearing assy. (driving pinion pilot)
12	C1TT 4326-B	Washer (carrier to housing)-2 1/32" I.D. x 1 1/16" O.D. x 3/32" thick		4628	Refer to group 4616 within parts list
	4537	Spacer (driving pinion bearing)-use in pairs as required	AR	E9HZ 4662-A	.003" thick
AR	E7HZ 4537-AX	.250" thick	AR	E7HZ 4662-K	.005" thick
AR	E7HZ 4537-AY	.251" thick	AR	E7HZ 4662-L	.008" thick
AR	E7HZ 4537-AZ	.252" thick	AR	E7HZ 4662-M	.020" thick
AR	E7HZ 4537-BA	.253" thick	1	E7HZ 4676-A	Seal assy. (drive pinion oil)
AR	E7HZ 4537-BB	.254" thick		4851	Flange assy. (universal joint)-axle end
AR	E7HZ 4537-BC	.256" thick	1	E7HZ 4851-R	1610 size
AR	E7HZ 4537-BD	.260" thick	1	E7HZ 4851-S	1710 size
AR	E7HZ 4537-BE	.261" thick	1	E8HZ 4851-A	1760 size
AR	E7HZ 4537-BF	.262" thick	1	E8HZ 4851-B	1810 size
AR	E7HZ 4537-BG	.263" thick	1	E7HZ 4859-B	Deflector (drive pinion oil seal)
8	E7HZ 4545-A	Washer (drive pinion retainer bolt)	1	E9HZ 4982-A	Bolt and nut kit (driving gear)
12	E9HZ 4545-A	Washer (differential case bolt)	Consists of		
			12	MWA516	Washer 12-41X1276 Bolt
			12	40X1182	Nut
			1	B7T 7034-A	Breather (axle housing)
ROCKWELL (TIMKEN) RS23180 REAR AXLE SERVICE PARTS LIST NO. 14					
(NON-LOCKING)					
1	E7HZ 4010-G	Housing assy.-#C-3121-F-1332		4209	Ring gear and pinion kit-incl. locknut
1	E3HZ 4N025-A	Plug (heat indicator)-1/2"-14 x 9/16"	1	E7HZ 4209-BP	3.42 ratio
	4067	Adjuster (differential bearing)	1	E7HZ 4209-BR	3.58 ratio
1	E7HZ 4067-M	R.H.	1	E7HZ 4209-BS	3.73 ratio
1	E7HZ 4067-L	L.H.	1	E7HZ 4209-BT	3.91 ratio
2	E7HZ 4N123-A	Washer (diff. bearing adjusting lock bolt)	1	E7HZ 4209-BV	4.10 ratio
2	E7HZ 4P123-A	Bolt (diff. bearing adjuster lock)	1	E7HZ 4209-BW	4.30 ratio
	4141	Carrier assy. (differential)	1	E7HZ 4209-BX	4.56 ratio
1	E7HZ 4141-H	Malleable carrier	1	E7HZ 4209-BY	4.89 ratio
1	E8HZ 4141-B	Aluminum carrier	1	E7HZ 4209-BZ	5.38 ratio
4	D8HZ 4A142-A	Nut (carrier to housing stud)-use on vehicles w/aluminum carrier-5/8"-18	1	E7HZ 4209-CA	5.63 ratio
	4143	Lock (differential bearing adjuster)	1	E7HZ 4211-D	Shaft (pinion)
1	E7HZ 4143-A	R.H.	12	E7HZ 4216-D	Bolt (differential case)-also serviced in assy.-group 4204
1	E7HZ 4143-B	L.H.		4221	Cone and roller (differential bearing)
1	E8HZ 4189-A	Screw (ring gear thrust)-use on vehicles w/aluminum carrier	1	E7HZ 4221-F	R.H.-#64450
	4200	Differential assy.-refer to group in Section 40	1	E7HZ 4221-G	L.H.-#JHM720249
	4204	Case assy (differential)-includes 12 bolts		4222	Cup (differential bearing)
1	E7HZ 4204-M	3.42 thru 4.56 ratios	1	E7HZ 4222-E	R.H.-#64700
1	E7HZ 4204-N	4.89 thru 5.63 ratios	1	E7HZ 4222-F	L.H.-#JHM720210
			2	E7HZ 4228-D	Washer (diff. side gear thrust)-also serviced in kit-group 4237

1990/
TRUCK SERIES 600/900

QTY.	PART NUMBER	DESCRIPTION	QTY.	PART NUMBER	DESCRIPTION	
ROCKWELL (TIMKEN) RS23180 REAR AXLE SERVICE PARTS LIST NO. 14 — Cont'd						
(NON-LOCKING)						
4	E7HZ 4230-D	Washer (differential pinion thrust)- also serviced in kit-group 4237		4537	Spacer (driving pinion bearing)- use in pairs as required — Cont'd	
4	C5TZ 4A230-A	Gasket (housing plug)-5/16" I.D. x 5/8" O.D.	AR	E7HZ 4537-BD	.260" thick	
4	356184-S(XX-113)	Washer (housing plug gasket bolt)-5/16"	AR	E7HZ 4537-BE	.261" thick	
4	D8HZ 4A322-C	Bolt (housing plug gasket)-5/16"-18 x 1"	AR	E7HZ 4537-BF	.262" thick	
	4234	Shaft	AR	E7HZ 4537-BG	.263" thick	
1	E9HZ 4234-N	R.H.	8	E7HZ 4545-A	Washer (drive pinion retainer bolt)	
1	E9HZ 4234-R	L.H.		4560	Bolt (pinion bearing retainer to carrier)	
1	E7HZ 4237-G	Gear and pinion kit (differential)	8	E7HZ 4560-B	Malleable carrier	
Consists of						
2	E7HZ 4228-D	Washer-gear 2-2234-C-1069	Side gear	8	E8HZ 4560-A	Aluminum carrier
4	E7HZ 4230-D	Washer-pinion 4-2233-M-1001	Pinion gear	1	E7HZ 4614-G	Retainer assy. (drive pinion)-includes E7HZ 4616-A inner cup #9220 and B8QH 4616-B outer cup #H715311
	4N282	Plug (magnetic)		4616	Cup (driving pinion bearing)	
1	E7HZ 4N282-A	Diff. Carrier-malleable carrier	1	E7HZ 4616-A	Inner-#9220	
1	E7HZ 4N282-B	Diff. Carrier-aluminum carrier	1	B8QH 4616-B	Outer-#H715311	
2	D8HZ 4N282-B	Axle housing-3/4"-14 x 1 5/16"		4621	Cone and roller (driving pinion)	
1	E7HZ 4320-D	Nut (drive pinion flange)-self-locking- also serviced in kit-group 4209	1	E7HZ 4621-C	Inner-#9278	
	4323	Bolt (carrier to housing)	1	C1TT 4621-A	Outer-#H715334	
8	E7HZ 4323-D	Malleable carrier	1	E7HZ 4625-D	Bearing assy. (driving pinion pilot)	
4	E7HZ 4323-D	Aluminum carrier		4662	Shim (driving pinion bearing retainer)	
6	E7HZ 4323-E		AR	E7HZ 4662-J	.003" thick	
4	C6TZ 4323-A	Stud (carrier to housing)-use on vehicles w/aluminum carrier-5/8"-11-5/8"-18 x 2 7/8"	AR	E7HZ 4662-K	.005" thick	
			AR	E7HZ 4662-L	.008" thick	
14	C1TT 4326-B	Washer (carrier to housing)- 21/32" I.D. x 1 1/16" O.D. x 3/32" thick	AR	E7HZ 4662-M	.020" thick	
1	E8HZ 4391-A	Jam nut (ring gear thrust screw)- use on vehicles w/aluminum carrier	1	E7HZ 4676-A	Seal assy. (drive pinion oil)	
	4537	Spacer (driving pinion bearing)- use in pairs as required		4851	Flange assy. (universal joint)-axle end	
AR	E7HZ 4537-AX	.250" thick	1	E7HZ 4851-W	1610 size	
AR	E7HZ 4537-AY	.251" thick	1	E7HZ 4851-X	1710 size	
AR	E7HZ 4537-AZ	.252" thick	1	E8HZ 4851-C	1760 size	
AR	E7HZ 4537-BA	.253" thick	1	E8HZ 4851-D	1810 size	
AR	E7HZ 4537-BB	.254" thick	1	E7HZ 4859-C	Deflector (drive pinion oil seal)	
AR	E7HZ 4537-BC	.256" thick	1	E7HZ 4982-D	Bolt and nut kit (driving gear)	
Consists of						
	16-40X1042	Nut	16-41X1075	Bolt		
1	B7T 7034-A	Breather (axle housing)				
ROCKWELL (TIMKEN) RS23240 REAR AXLE SERVICE PARTS LIST NO. 15						
(NON-LOCKING)						
1	E7HZ 4010-E	Housing assy.-#C-3121-V-1348	1	E7HZ 4149-A	Shaft kit (shift fork)	
1	E3HZ 4N025-A	Plug (heat indicator)-1/2"-14 x 9/16"	Consists of			
	4027	Refer to group 4127 within parts list	1-1246-L-1026	Pin	2-1250-J-1024 Plug	
4	E7HZ 4029-D	Shaft (differential planetary gear)		4189	Screw (ring gear thrust)	
4	E7HZ 4K034-C	Stud (diff. sliding clutch gear retainer)	1	E7HZ 4189-A	Except 4.10/5.59 thru 4.88/6.65 ratios	
4	E7HZ 4L034-A	Nut (diff. sliding clutch gear retainer stud)	1	E7HZ 4189-B	4.10/5.59 thru 4.88/6.65 ratios	
1	E7HZ 4045-D	Fork assy. (differential shift)		4200	Differential assy.-refer to group in Section 40	
1	E7HZ 4055-D	Gear (differential sliding clutch)				
	4067	Adjuster (differential bearing)	1	E7HZ 4204-P	Case assy. (differential)-includes 12 bolts	
1	E7HZ 4067-J	R.H.		4209	Ring gear and pinion kit-includes locknut	
1	E7HZ 4067-N	L.H.		E7HZ 4209-CC	4.10/5.59 ratio	
1	E7HZ 4072-A	Seal (shift fork)	1	E7HZ 4209-CD	4.30/5.86 ratio	
	4127	Case (differential gear support)	1	E7HZ 4209-CE	4.56/6.22 ratio	
1	E7HZ 4127-D	R.H.	1	E7HZ 4209-CF	4.88/6.65 ratio	
1	E7HZ 4027-D	L.H.	1	E7HZ 4209-CG	5.38/7.33 ratio	
1	E7HZ 4141-J	Carrier assy. (differential)	1	E7HZ 4209-CH	5.57/7.60 ratio	
1	E7HZ 4143-C	Lock (differential bearing adjuster)	1	E7HZ 4209-CJ	6.14/8.38 ratio	
4	E7HZ 4146-A	Dowel (diff. sliding clutch gear retainer)	1	E7HZ 4209-CK	6.50/8.86 ratio	
4	E7HZ 4K147-A	Washer (diff. sliding clutch gear retainer)	1	E7HZ 4209-CL	7.17/9.77 ratio	

1990/
TRUCK SERIES 600/900

QTY.	PART NUMBER	DESCRIPTION	QTY.	PART NUMBER	DESCRIPTION
ROCKWELL (TIMKEN) RS23240 REAR AXLE SERVICE PARTS LIST NO. 15 — Cont'd (NON-LOCKING)					
1	E7HZ 4211-E	Shaft (pinion)	12	C1TT 4326-B	Washer (carrier to housing)— 21/32" I.D. x 1 1/16" O.D. x 3/32" thick
12	E7HZ 4216-B	Bolt (differential case)—also serviced in assy.—group 4204	1	E7HZ 4391-A	Jam nut (ring gear thrust screw)
	4216	Bolt (carrier to housing)		4537	Spacer (driving pinion bearing)— use in pairs as required
4	D3HZ 4216-D	5/8" -11 x 2 1/2"	AR	E7HZ 4537-BH	.360" thick
8	D7HZ 4323-A	5/8" -11 x 1 3/4"	AR	E7HZ 4537-BJ	.361" thick
1	D8HZ 4221-A	Cone and roller assy. (differential bearing)— R.H.—#JM716649—incl. cup #JM716610	AR	E7HZ 4537-BK	.362" thick
1	E7HZ 4221-H	Cone and roller (differential bearing)— L.H.—#JP12049	AR	E7HZ 4537-BL	.363" thick
	4222	Cup (differential bearing)	AR	E7HZ 4537-BM	.364" thick
1	D8HZ 4222-A	R.H.—#JM716610—also serviced in assy.—group 4221	AR	E7HZ 4537-BN	.365" thick
1	E7HZ 4222-G	L.H.—#JP12010	AR	E7HZ 4537-BO	.372" thick
3	E7HZ 4228-E	Washer (diff. side gear thrust and diff. case)—also serviced in kit— group 4237	AR	E7HZ 4537-BP	.378" thick
			AR	E7HZ 4537-BQ	.385" thick
			AR	E7HZ 4537-BR	.391" thick
			AR	E7HZ 4537-BV	.398" thick
4	E7HZ 4229-D	Gear (differential planetary)	8	E7HZ 4545-A	Washer (drive pinion bearing retainer bolt)
	4K229	Pin	12	E7HZ 4558-D	Bolt (gear to case)—differential
4	E7HZ 4K229-B	Differential planetary gear	8	E7HZ 4560-A	Bolt (pinion bearing retainer to carrier)
1	E7HZ 4K229-B	Retainer diff. sliding clutch gear	1	E7HZ 4614-H	Retainer assy. (drive pinion)—includes B8QH 4616-D inner cup #78551 and 7EQH 4616 outer cup #55437
8	E7HZ 4L229-B	Washer (diff. planetary gear thrust)		4616	Cup (driving pinion bearing)
4	E7HZ 4230-E	Washer (diff. pinion thrust)—also serviced in kit—group 4237	1	B8QH 4616-D	Inner—#78551
4	C5TZ 4A230-A	Gasket (housing plug)—5/16" I.D. x 5/8" O.D.	1	7EQH 4616	Outer—#55437
4	356184-S(XX-113)	Washer (housing plug gasket bolt)—5/16"		4621	Cone and roller (driving pinion)
4	D8HZ 4A322-C	Bolt (housing plug gasket)—5/16"—18 x 1"	1	E7HZ 4621-D	Inner—#78225C
2	E9HZ 4234-H	Shaft	1	E7HZ 4621-A	Outer—#55206C
1	E7HZ 4237-H	Gear and pinion kit (differential)	1	E7HZ 4625-B	Bearing assy. (driving pinion pilot)
Consists of			1	C6TZ 4627-A	Retainer (driving pinion pilot bearing)— 1 7/32" I.D. x 1 15/32" O.D. x 1/16" thick
2	E7HZ 4228-E	Washer—gear 1-2234-W-1089 Side gear		4662	Shim (driving pinion bearing cage)
4	E7HZ 4230-E	Washer—pinion 1-2234-X-1090 Side gear	AR	E7HZ 4662-N	.003" thick
4	2233-P-1030	Pinion gear	AR	E7HZ 4662-P	.005" thick
	4N282	Plug (magnetic)—3/4"—14 x 1 5/16"	AR	E7HZ 4662-R	.010" thick
1	D8HZ 4N282-B	Drain	1	E4HZ 4676-A	Seal assy. (drive pinion oil)— 5 9/32" O.D.—25/32" wide
1	D8HZ 4N282-B	Filler		4851	Flange assy. (universal joint)—axle end
1	E7HZ 4N301-D	Retainer (differential sliding clutch gear)	1	E7HZ 4851-M	1550 size
1	E7HZ 4320-E	Nut (drive pinion flange)—self-locking— also serviced in kit—group 4209	1	E7HZ 4851-N	1610 size
2	E7HZ 4322-A	Nut (shift housing stud)	1	E9HZ 4851-C	1710 size
2	34793-S2(X-67-A)	Lockwasher (shift housing stud)—7/16"	1	E7HZ 4859-A	Deflector (drive pinion oil seal)
	4323	Refer to group 4216 within parts list	1	B7T 7034-A	Breather (axle housing)
2	E7HZ 4323-A	Stud (shift housing)	ROCKWELL (TIMKEN) RS21145 REAR AXLE SERVICE PARTS LIST NO. 16 (LOCKING)		
1	E7HZ 4010-D	Housing assy.—#C-3121-J-1336	1	E7HZ 4141-E	Carrier assy. (differential)
1	E3HZ 4N025-A	Plug (heat indicator)—1/2"—14 x 9/16"		4143	Lock (differential bearing adjuster)
1	E8HZ 4K046-A	Plug (differential cylinder cover)	1	E7HZ 4143-A	R.H.
1	E9HZ 4K052-A	Cover (differential cylinder)	1	E7HZ 4143-B	L.H.
1	E8HZ 4L052-A	Adapter (diff. air cylinder cover)	1	E8HZ 4K198-A	Bolt (diff. cylinder cover manual adjustment)
2	E7HZ 4067-H	Adjuster (differential bearing)		4200	Differential assy.—refer to group in section 40
1	E9HZ 4K073-A	Gasket (differential cylinder cover)	1	E8HZ 4K201-A	Nut (differential lockout Sensor Switch)
1	E8HZ 4L073-A	Gasket (diff. air cylinder cover adapter)		4204	Case assy. (differential)—includes 16 bolts and washers
1	E8HZ 4K078-A	Switch (differential lockout sensor)	1	E7HZ 4204-H	3.73 thru 4.10 ratios
2	E8HZ 4A095-A	Pin (differential shift fork)	1	E7HZ 4204-G	4.30 thru 7.17 ratios
2	E7HZ 4N123-A	Washer (diff. bearing adjuster lock bolt)			
2	E7HZ 4P123-A	Bolt (diff. bearing adjuster lock)			

1990/
TRUCK SERIES 600/900

QTY.	PART NUMBER	DESCRIPTION	QTY.	PART NUMBER	DESCRIPTION
ROCKWELL (TIMKEN) RS21145 REAR AXLE SERVICE PARTS LIST NO. 16 -- Cont'd					
(LOCKING)					
1	E9HZ 4209	Ring gear and pinion kit--incl. locknut		4537	Spacer (driving pinion bearing)--use in pairs as required
1	E7HZ 4209-F	3.73 ratio	AR	E7HZ 4537-AJ	.345" thick
1	E7HZ 4209-AF	3.91 ratio	AR	E7HZ 4537-AK	.346" thick
1	E7HZ 4209-AG	4.10 ratio	AR	E7HZ 4537-AL	.347" thick
1	E8HZ 4209-A	4.30 ratio	AR	E7HZ 4537-AM	.348" thick
1	E7HZ 4209-AH	4.56 ratio	AR	E7HZ 4537-AN	.349" thick
1	E7HZ 4209-AJ	4.88 ratio	AR	E7HZ 4537-AP	.354" thick
1	E7HZ 4209-AK	5.29 ratio	AR	E7HZ 4537-AR	.358" thick
1	E7HZ 4209-AL	5.86 ratio	AR	E7HZ 4537-AS	.359" thick
1	E7HZ 4209-AM	6.43 ratio	AR	E7HZ 4537-AT	.360" thick
1	E7HZ 4209-AN	6.83 ratio	AR	E7HZ 4537-AV	.361" thick
1	E7HZ 4209-AP	7.17 ratio	AR	E7HZ 4537-AW	.362" thick
1	E1HZ 4211-A	Shaft (pinion)		4545	Washer
16	E7HZ 4216-C	Bolt (differential case)--also serviced in assy.--group 4204	8	E7HZ 4545-A	Drive pinion retainer bolt
2	E7HZ 4221-C	Cone and roller (differential bearing)--#X32020X	16	E7HZ 4545-A	Differential case--also serviced in assy.--group 4204
2	E7HZ 4222-C	Cup (differential bearing)--#Y32020X	8	E7HZ 4560-A	Bolt (pinion bearing retainer to carrier)
2	E7HZ 4228-C	Washer (diff. side gear thrust)--also serviced in kit--group 4237	1	E8HZ 4565-A	Push rod (diff. lockout shift)
4	E7HZ 4230-C	Washer (differential pinion thrust)--also serviced in kit--group 4237	1	E8HZ 4K565-A	Pin (diff. lockout shift push rod)
4	C5TZ 4A230-A	Gasket (housing plug)-5/16" I.D. x 5/8" O.D.	1	E7HZ 4614-D	Retainer assy. (drive pinion)--includes B8QH 4616-A inner cup #72487 and 7EQH 4616 outer Cup #55437
4	356184-S(XX-113)	Washer (housing plug gasket bolt)-5/16"		4616	Cup (driving pinion bearing)
4	D8HZ 4A322-C	Bolt (housing plug gasket)-5/16"-18 x 1"	1	B8QH 4616-A	Inner--#72487
	4234	Shaft	1	7EQH 4616	Outer--#55437
1	E9HZ 4234-A	R.H.--exc. cargo vehicles		4621	Cone and roller (driving pinion)
1	E9HZ 4234-K	L.H.--exc. cargo vehicles	1	B8TZ 4621-C	Inner--#72212C
1	E8HZ 4234-A	R.H.--cargo vehicles	1	E7HZ 4621-A	Outer--#55206C
1	E7HZ 4234-G	L.H.--cargo vehicles	1	D8HZ 4625-A	Bearing assy. (driving pinion pilot)
1	E7HZ 4237-E	Gear and pinion kit (differential)	1	C6TZ 4627-A	Retainer (driving pinion pilot bearing)
Consists of					
2	E7HZ 4228-C	Washer--gear	4-2233-J-1024	Pinion gear	
4	E7HZ 4230-C	washer--pinion	2-2234-M-1183	Side gear	
2	D8HZ 4N282-B	Plug (axle housing)--magnetic-3/4"-14 x 1 5/16"		4662	Shim (driving pinion bearing retainer)
1	E7HZ 4320-C	Nut (drive pinion flange)--self-locking--also serviced in kit--group 4209	AR	E7HZ 4662-E	.003" thick
	4323	Bolt (carrier to housing)	AR	E7HZ 4662-F	.005" thick
8	D7HZ 4323-A	5/8"-11 x 1 3/4"	AR	E7HZ 4662-G	.008" thick
4	E7HZ 4323-B		AR	E7HZ 4662-H	.020" thick
12	C1TT 4326-B	Washer (carrier to housing)--2 1/32" I.D. x 1 1/16" O.D. x 3/32" thick	1	E4HZ 4676-A	Seal assy. (drive pinion oil)--5 9/32" O.D. x 25/32" wide
1	E8HZ 4450-A	Fork (differential lockout shift)		4851	Flange assy. (universal joint)--axle end
1	E8HZ 4455-A	Gear (differential clutch collar)	1	E7HZ 4851-M	1550 size
1	E8HZ 4458-A	Spring (diff. lockout shift lever return)	1	E7HZ 4851-N	1610 size
1	E8HZ 4497-A	Shift kit (differential lockout)	1	E9HZ 4851-C	1710 size
Consists of					
4	MWA506-P	Washer	1-2208-H-944	Gasket	
1	5X888	"O" ring	1-2230-N-170	Piston	
1	41X1024	Bolt	1-3196-F-32	Tube	
4	41X1081	Bolt			
ROCKWELL (TIMKEN) RS23160 REAR AXLE SERVICE PARTS LIST NO. 17					
(LOCKING)					
1	E7HZ 4010-E	Housing assy.--#C-3121-V-1348	2	E7HZ 4067-L	Adjuster (differential bearing)
1	E3HZ 4N025-A	Plug (heat indicator)--1/2"-14 x 9/16"	1	E9HZ 4K073-A	Gasket (differential cylinder cover)
1	E8HZ 4K046-A	Plug (differential cylinder cover)	1	E8HZ 4L073-A	Gasket (diff. air cylinder cover adapter)
1	E9HZ 4K052-A	Cover (differential cylinder)	1	E8HZ 4K078-A	Switch (differential lockout sensor)
1	E8HZ 4L052-A	Adapter (diff. air cylinder cover)	2	E8HZ 4A095-A	Pin (differential shift fork)

Consists of					
12	MWA516	Washer	12-41X1216	Bolt	
12	40X1150	Nut			
1	B7T 7034-A	Breather (axle housing)			

1990/
TRUCK SERIES 600/900

QTY.	PART NUMBER	DESCRIPTION	QTY.	PART NUMBER	DESCRIPTION
ROCKWELL (TIMKEN) RS23160 REAR AXLE SERVICE PARTS LIST NO. 17 — Cont'd (LOCKING)					
2	E7HZ 4N123-A	Washer (diff. bearing adjusting lock bolt)	1	E9HZ 4450-C	Fork (differential lockout shift)
2	E7HZ 4P123-A	Bolt (diff. bearing adjuster lock)	1	E8HZ 4458-A	Spring (diff. lockout shift lever return)
1	E9HZ 4141-C	Carrier assy. (differential)-#A2-V-1660	1	E8HZ 4497-B	Shift kit (differential lockout)
2	E7HZ 4143-D	Lock (differential bearing adjuster)	Consists of		
1	E8HZ 4K198-A	Bolt (diff. cylinder cover manual adjustment)	4	MWA506-P	Washer 4-41X1081 Bolt
	4200	Differential assy.-refer to group in Section 40	1	5X888	"O" ring 1-2208-H-944 Gasket
			1	41X1024	Bolt 1-2230-L-168 Piston
			1	42X1027	Washer 1-3196-F-32 Tube
1	E8HZ 4K201-A	Nut (differential lockout sensor switch)		4537	Spacer (driving pinion bearing) -use in pairs as required
	4204	Case assy. (differential)-includes 12 bolts			
1	E9HZ 4204-G	3.42 thru 3.73 ratios	AR	E7HZ 4537-AX	.250" thick
1	E9HZ 4204-H	3.91 thru 4.56 ratios	AR	E7HZ 4537-AY	.251" thick
1	E9HZ 4204-J	4.89 thru 7.17 ratios	AR	E7HZ 4537-AZ	.252" thick
	4209	Ring gear and pinion kit-incl. locknut	AR	E7HZ 4537-BA	.253" thick
1	E9HZ 4209-H	3.42 ratio	AR	E7HZ 4537-BB	.254" thick
1	E9HZ 4209-J	3.58 ratio	AR	E7HZ 4537-BC	.256" thick
1	E9HZ 4209-K	3.73 ratio	AR	E7HZ 4537-BD	.260" thick
1	E9HZ 4209-L	3.91 ratio	AR	E7HZ 4537-BE	.261" thick
1	E9HZ 4209-M	4.10 ratio	AR	E7HZ 4537-BF	.262" thick
1	E9HZ 4209-N	4.30 ratio	AR	E7HZ 4537-BG	.263" thick
1	E9HZ 4209-P	4.56 ratio			
1	E9HZ 4209-R	4.89 ratio	8	E7HZ 4545-A	Washer (drive pinion retainer bolt)
1	E9HZ 4209-S	5.38 ratio	12	E9HZ 4545-A	Washer (differential case bolt)-1989
1	E9HZ 4209-T	5.63 ratio		4560	Bolt (pinion bearing retainer to carrier)
1	E9HZ 4209-A	6.14 ratio	8	E7HZ 4560-B	Malleable Carrier
1	E9HZ 4209-B	6.83 ratio	8	E8HZ 4560-A	Aluminum Carrier
1	E9HZ 4209-C	7.17 ratio	1	E8HZ 4565-B	Push rod (diff. lockout shift)
1	E7HZ 4211-D	Shaft (pinion)	1	E8HZ 4K565-A	Pin (diff. lockout shift push rod)
12	E9HZ 4216-A	Bolt (differential case)-also serviced in assy.-group 4204	1	E9HZ 4569-A	Gear (diff. clutch collar)
2	E7HZ 4221-E	Cone and roller (differential bearing)-#X32021X	1	E7HZ 4614-F	Retainer assy. (drive pinion)-includes E7HZ 4616-A inner cup #9220 and C1TT 4628-A outer cup #HM813810
2	E7HZ 4222-D	Cup (differential bearing)-#Y32021X		4616	Cup (driving pinion bearing)-also serviced in assy.-group 4614
2	E7HZ 4228-D	Washer (diff. side gear thrust)-also serviced in kit-group 4237	1	E7HZ 4616-A	Inner-#9220
4	E7HZ 4230-D	Washer (differential pinion thrust)-also serviced in kit-group 4237	1	C1TT 4628-A	Outer-#HM813810
4	C5TZ 4A230-A	Gasket (housing plug)-5/16" I.D. x 5/8" O.D.	1	E7HZ 4621-C	Inner-#9278
4	356184-S(XX-113)	Washer (housing plug gasket bolt)-5/16"	1	E7HZ 4621-B	Outer
4	D8HZ 4A322-C	Bolt (housing plug gasket)-5/16"-18 x 1"	1	E9HZ 4625-A	Bearing assy. (driving pinion pilot)
	4234	Shaft		4628	Refer to group 4616 within parts list
1	E9HZ 4234-B	R.H.-exc. cargo vehicles		4662	Shim (driving pinion bearing retainer)
1	E9HZ 4234-M	L.H.-exc. cargo vehicles	AR	E9HZ 4662-A	.003" thick
1	E8HZ 4234-B	R.H.-cargo vehicle	AR	E7HZ 4662-K	.005" thick
1	E7HZ 4234-L	L.H.-cargo vehicle	AR	E7HZ 4662-L	.008" thick
1	E7HZ 4237-G	Gear and pinion kit (differential)	AR	E7HZ 4662-M	.020" thick
Consists of			1	E7HZ 4676-A	Seal assy. (drive pinion oil)
2	E7HZ 4228-D	Washer-gear 2-2234-C-1069 Side gear		4851	Flange assy. (universal joint)-axle end
4	E7HZ 4230-D	Washer-pinion 4-2233-M-1001 Pinion gear	1	E7HZ 4851-R	1610 size
2	D8HZ 4N282-B	Plug (housing)-magnetic-3/4"-14 x 1 5/16"	1	E7HZ 4851-S	1710 size
1	E7HZ 4320-D	Nut (drive pinion flange)-self-locking-also serviced in Kit-group 4209	1	E8HZ 4851-A	1760 size
	4323	Bolt (carrier to housing)	1	E8HZ 4851-B	1810 size
8	D7HZ 4323-A	5/8"-11 x 1 3/4"	1	E7HZ 4859-B	Deflector (drive pinion oil seal)
4	E7HZ 4323-C		1	E9HZ 4982-A	Bolt and nut kit (driving gear)
12	C1TT 4326-B	Washer (carrier to housing)-21/32" I.D. x 1 1/16" O.D. x 3/32" thick	Consists of		
			12	MWA516	Washer 12-41X1276 Bolt
			12	40X1182	Nut
			1	B7T 7034-A	Breather (axle housing)

1990/
TRUCK SERIES 600/900

QTY.	PART NUMBER	DESCRIPTION	QTY.	PART NUMBER	DESCRIPTION
ROCKWELL (TIMKEN) RS23180 REAR AXLE SERVICE PARTS LIST NO. 18 (LOCKING)					
1	E7HZ 4010-G	Housing assy.-#C-3121-F-1332	4	E7HZ 4230-D	Washer (differential pinion thrust)- also serviced in kit-group 4237
1	E3HZ 4N025-A	Plug (heat indicator)-1/2"-14 x 9/16"	4	C5TZ 4A230-A	Gasket (housing plug)-5/16" I.D. x 5/8" O.D.
1	E8HZ 4K046-A	Plug (differential cylinder cover)	4	356184-S (XX-113)	Washer (housing plug gasket bolt)-5/16"
	4K052	Cover (differential cylinder)	4	D8HZ 4A322-C	Bolt (housing plug gasket)-5/16"-18 x 1"
1	E9HZ 4K052-A	Malleable carrier		4234	Shaft
1	E8HZ 4K052-C	Aluminum carrier	1	E9HZ 4234-P	R.H.
1	E8HZ 4L052-A	Adapter (diff. air cylinder cover)	1	E9HZ 4234-R	L.H.
	4067	Adjuster (differential bearing)	1	E7HZ 4237-G	Gear and pinion kit (differential)
1	E7HZ 4067-M	R.H.	Consists of		
1	E7HZ 4067-L	L.H.	2-E7HZ 4228-D	Washer-gear	2-2234-C-1069 Side gear
1	E9HZ 4K073-A	Gasket (differential cylinder cover)	4-E7HZ 4230-D	Washer-pinion	4-2233-M-1001 Pinion gear
1	E8HZ 4L073-A	Gasket (diff. air cylinder cover adapter)		4N282	Plug (magnetic)
1	E8HZ 4K078-A	Switch (differential lockout sensor)	1	E7HZ 4N282-B	Diff. carrier
2	E8HZ 4A095-A	Pin (differential shift fork)	2	D8HZ 4N282-B	Axle housing-3/4"-14 x 1 5/16"
2	E7HZ 4N123-A	Washer (diff. bearing adjuster lock bolt)	1	E7HZ 4320-D	Nut (drive pinion flange)-self-locking- also serviced in kit-group 4209
2	E7HZ 4P123-A	Bolt (diff. bearing adjuster lock)		4323	Bolt (carrier to housing)
	4141	Carrier assy. (differential)	4	E7HZ 4323-D	
1	E7HZ 4141-H	Malleable carrier	6	E7HZ 4323-E	
1	E8HZ 4141-B	Aluminum carrier	4	C6TZ 4323-A	Stud (carrier to housing)- 5/8"-11-18 x 2 7/8"
4	D8HZ 4A142-A	Nut (carrier to housing stud)- 5/8"-18	14	C1TT 4326-B	Washer (carrier to housing)- 21/32" I.D. x 1 1/16" O.D. x 3/32" thick
	4143	Lock (differential bearing adjuster)	1	E8HZ 4391-A	Jam nut (ring gear thrust screw)- use on vehicles w/aluminum carrier
1	E7HZ 4143-A	R.H.	1	E8HZ 4450-C	Fork (differential lockout shift)
1	E7HZ 4143-B	L.H.	1	E8HZ 4455-C	Gear (differential clutch collar)
1	E8HZ 4189-A	Screw (ring gear thrust)-use on vehicles w/aluminum carrier	1	E8HZ 4458-A	Spring (diff. lockout shift lever return)
1	E8HZ 4K198-A	Bolt (diff. cylinder cover manual adjustment)	1	E8HZ 4497-B	Shift kit (differential lockout)
	4200	Differential assy.-refer to group in Section 40	Consists of		
1	E8HZ 4K201-A	Nut (differential lockout sensor switch)	4-MWA506-P	Washer	4-41X1081 Bolt
	4204	Case assy. (differential)-includes 12 bolts	1-5X888	"O" ring	1-2208-H-944 Gasket
1	E7HZ 4204-M	3.42 thru 4.30 ratios	1-41X1024	Bolt	1-2230-L-168 Piston
1	E7HZ 4204-N	4.56 thru 5.63 ratios	1-42X1027	Washer	1-3196-F-32 Tube
	4209	Ring gear and pinion kit-incl. locknut		4537	Spacer (driving pinion bearing)- use in pairs as required
1	E7HZ 4209-BP	3.42 ratio	AR	E7HZ 4537-AX	.250" thick
1	E7HZ 4209-BR	3.58 ratio	AR	E7HZ 4537-AY	.251" thick
1	E7HZ 4209-BS	3.73 ratio	AR	E7HZ 4537-AZ	.252" thick
1	E7HZ 4209-BT	3.91 ratio	AR	E7HZ 4537-BA	.253" thick
1	E7HZ 4209-BV	4.10 ratio	AR	E7HZ 4537-BB	.254" thick
1	E7HZ 4209-BW	4.30 ratio	AR	E7HZ 4537-BC	.256" thick
1	E7HZ 4209-BX	4.56 ratio	AR	E7HZ 4537-BD	.260" thick
1	E7HZ 4209-BY	4.89 ratio	AR	E7HZ 4537-BE	.261" thick
1	E7HZ 4209-BZ	5.38 ratio	AR	E7HZ 4537-BF	.262" thick
1	E7HZ 4209-CA	5.63 ratio	AR	E7HZ 4537-BG	.263" thick
1	E7HZ 4211-D	Shaft (pinion)	8	E7HZ 4545-A	Washer (drive pinion retainer bolt)
12	E7HZ 4216-D	Bolt (differential case)-also serviced in assy.-group 4204		4560	Bolt (pinion bearing retainer to carrier)
	4221	Cone and roller (differential bearing)	8	E7HZ 4560-B	Malleable carrier
1	E7HZ 4221-F	R.H.-#64450	8	E8HZ 4560-A	Aluminum carrier
1	E7HZ 4221-G	L.H.-#JHM720249	1	E8HZ 4565-B	Push rod (diff. lockout shift)
	4222	Cup (differential bearing)	1	E8HZ 4K565-A	Pin (diff. lockout shift push rod)
1	E7HZ 4222-E	R.H.-#64700	1	E7HZ 4614-G	Retainer assy. (drive pinion)-includes E7HZ 4616-A inner cup #9220 and B8QH 4616-B outer cup #H715311
1	E7HZ 4222-F	L.H.-#JHM720210			
2	E7HZ 4228-D	Washer (diff. side gear thrust)- also serviced in kit-group 4237			

1990/
TRUCK SERIES 600/900

QTY.	PART NUMBER	DESCRIPTION	QTY.	PART NUMBER	DESCRIPTION
ROCKWELL (TIMKEN) RS23180 REAR AXLE SERVICE PARTS LIST NO. 18 — Cont'd (LOCKING)					
	4616	Cup (driving pinion bearing)	1	E7HZ 4676-A	Seal assy. (drive pinion oil)
1	E7HZ 4616-A	Inner-#9220		4851	Flange assy. (universal joint)-axle end
1	B8QH 4616-B	Outer-#H715311	1	E7HZ 4851-W	1610 size
	4621	Cone and roller (driving pinion)	1	E7HZ 4851-X	1710 size
1	E7HZ 4621-C	Inner-#9278	1	E8HZ 4851-C	1760 size
1	C1TT 4621-A	Outer-#H715334	1	E8HZ 4851-D	1810 size
1	E7HZ 4625-D	Bearing assy. (driving pinion pilot)	1	E7HZ 4859-C	Deflector (drive pinion oil seal)
	4662	Shim (driving pinion bearing retainer)	1	E7HZ 4982-D	Bolt and nut kit (driving gear)
AR	E7HZ 4662-J	.003" thick	Consists of		
AR	E7HZ 4662-K	.005" thick	16-40X1042	Nut	16-41X1075 Bolt
AR	E7HZ 4662-L	.008" thick	1	B7T 7034-A	Breather (axle housing)
AR	E7HZ 4662-M	.020" thick			
ROCKWELL (TIMKEN) RD20145 REAR AXLE SERVICE PARTS LIST NO. 19 (LOCKING)					
2	C7TZ 1240-A	Cone and roller (power divider thru shaft)- #LM104949	4	C1TT 4230-D	Washer (differential pinion thrust)- 1 1/16" I.D. x 2 13/32" O.D.-also serviced in kit-group 4237
	1243	Refer to group 4222 within parts list		*4230	Serviced in 4404 assy.
1	E3HZ 4N025-A	Plug (heat indicator)	2	C5TZ 4A230-A	Gasket (housing plug)-5/16" I.D. x 5/8" O.D.
1	E8HZ 4K046-A	Plug (differential cylinder cover)	2	356184-S (XX-13)	Washer (housing plug gasket bolt)-5/16"
1	E9HZ 4K052-A	Cover (differential cylinder)	2	D8HZ 4A322-C	Bolt (housing plug gasket)-5/16"-18 x 1"
1	E8HZ 4L052-A	Adapter (diff. air cylinder cover)		4234	Shaft
	4067	Adjuster (differential bearing)	1	E9HZ 4234-K	R.H.-exc. cargo vehicles
1	E7HZ 4067-F	R.H.	1	E9HZ 4234-A	L.H.-exc. cargo vehicles
1	E7HZ 4067-E	L.H.	1	E7HZ 4234-H	R.H.-cargo vehicles
1	E9HZ 4K073-A	Gasket (differential cylinder cover)	1	E8HZ 4234-A	L.H.-cargo vehicles
1	E8HZ 4L073-A	Gasket (diff. air cylinder cover adapter)	1	E8HZ 4237-A	Gear and pinion kit (differential)
1	E8HZ 4K078-A	Switch (differential lockout sensor)	Consists of		
2	E8HZ 4A095-A	Pin (differential shift fork)	2-E7HZ 4228-C	Washer-gear	4-2233-J-1024 Pinion gear
3	D8HZ 4A142-A	Nut (carrier to housing stud)- 5/8"-18 x 35/64" thick	4-C1TT 4230-D	Washer-pinion	2-2234-M-1183 Side gear
2	E7HZ 4143-D	Lock (differential bearing adjuster)		4N282	Plug (magnetic)-3/4"-14 x 1 5/16"
4	D1HZ 4A147-A	Washer (thru shaft retainer bolt)- 13/32" I.D. x 3/4" O.D. x 3/32" thick	1	D8HZ 4N282-B	Drain
1	E8HZ 4K198-A	Bolt (diff. cylinder cover manual adjustment)	1	D8HZ 4N282-B	Filler
1	E8HZ 4K201-A	Nut (differential lockout sensor switch)		4300	Differential assy.-refer to group in Section 40
	4204	Case assy. (differential)-includes 16 bolts and washers		4309	Ring gear and pinion kit-includes self-locking nut
1	E9HZ 4204-A	3.42 thru 4.10 ratios	1	E9HZ 4309-A	3.42 ratio
1	E8HZ 4204-J	4.30 thru 7.17 ratios	1	E9HZ 4309-B	3.58 ratio
1	E1HZ 4211-A	Shaft (pinion)-#S-305	1	E9HZ 4309-C	3.73 ratio
	*4215	Serviced in 4404 assy.	1	E9HZ 4309-D	3.91 ratio
16	E7HZ 4216-C	Bolt (differential case)-also serviced in assy.-group 4204	1	E9HZ 4309-E	4.10 ratio
1	D8HZ 4221-A	Cone and roller assy. (differential bearing)-R.H.- #JM-716649-incl. cup #JM-716610	1	E9HZ 4309-F	4.30 ratio
1	E7HZ 4221-B	Cone and roller (differential bearing)-L.H.- #JP-10049	1	E8HZ 4309-A	4.56 ratio
	4222	Cup (differential bearing)	1	E9HZ 4309-G	4.88 ratio
1	D8HZ 4222-A	R.H.-#JM716610-also serviced in assy.-group 4221	1	E9HZ 4309-H	5.29 ratio
1	E7HZ 4222-B	L.H.-#JP10010	1	E9HZ 4309-J	5.86 ratio
	4222	Cup (power divider input shaft bearing)	1	E9HZ 4309-K	6.14 ratio
1	D3TZ 4222-A	Front-#JM-511910-also serviced in assy.-groups 4423, 4431	1	E9HZ 4309-L	6.43 ratio
1	D6UZ 1243-A	Rear-#JLM-710910	1	E9HZ 4309-M	7.17 ratio
2	E7HZ 4228-C	Washer (differential side gear thrust)- also serviced in kit-group 4237	1	4310	Housing assy.
			1	E9HZ 4310-F	#C6-3121-G-1307-Hendrickson 4 spring suspension
			1	E9HZ 4310-C	#C9-3121-G-1307-Hendrickson beam suspension-w/o transverse torque rod
			1	E9HZ 4310-C	#C9-3121-G-1307-Hendrickson RTE400 Suspension
			1	E9HZ 4310-D	#C10-3121-G-1307-Hendrickson beam suspension-w/transverse torque rod

1990/
TRUCK SERIES 600/900

QTY.	PART NUMBER	DESCRIPTION	QTY.	PART NUMBER	DESCRIPTION
ROCKWELL (TIMKEN) RD20145 REAR AXLE SERVICE PARTS LIST NO. 19 — Cont'd (LOCKING)					
1	E9HZ 4310	Housing assy. — Cont'd		4465	Flange assy. (universal joint)—output-
	4310-L	#C14-3121-G-1307-Hendrickson air suspension	1	E8HZ 4465-A	1610 size
	4310-G	#C11-3121-G-1307-Neway air suspension	1	E9HZ 4465-A	1710 size
	4320	Nut	1	E8HZ 4K470-A	Baffle (power divider input shaft oil)
1	E8HZ 4320-A	Drive pinion—also serviced in kit—group 4309	1	E8HZ 4477-A	Retainer assy. (power divider thru shaft rear bearing)—includes D3HZ 7169-A cup #JLM104910
1	E7HZ 4320-C	Input shaft flange—also serviced in assy.—group 4446			
1	E7HZ 4320-C	Thru shaft flange	1	E8HZ 4497-C	Air chamber assy. (power divider diff. lockout)
	4323	Bolt (carrier to housing)	1	E8HZ 4497-D	Shift kit (differential lockout)
6	D7HZ 4323-A	5/8"—11 x 1 3/4"	Consists of		
3	D8HZ 4323-E	5/8"—11 x 2 3/4"	4-MWA506-P	Washer	1-2230-N-170
3	D8HZ 4323-J	Stud (carrier to housing)	1-5X888	"O"ring	1-3196-F-32
12	C1TT 4326-B	Washer (carrier to housing)—2 1/32" I.D. x 1 1/16" O.D. x 3/32" thick	1-41X1024	Bolt	4-MS206050-1
1	E9HZ 4341-A	Carrier assy. (diff.)—#A2-M-1677	1-2208-H-944	Gasket	
	4351	Flange assy. (universal joint)—power divider end—input		4536	Shim (power divider input bearing retainer) Selective fit
1	E9HZ 4351-A	1610 size	AR	E8HZ 4536-A	.003" thick
1	E9HZ 4351-D	1710 size	AR	E8HZ 4536-B	.005" thick
1	E9HZ 4351-B	1760 size	AR	E8HZ 4536-C	.010" thick
1	E9HZ 4351-C	1810 size		4537	Spacer (driving pinion bearing)—use in pairs as required
4	E5HZ 4399-A	Bolt (power divider thru shaft bearing retainer)—3/8"—16 x 1"	AR	E8HZ 4537-A	.209" thick
4	E8HZ 4399-A	Bolt (diff. air chamber to carrier)	AR	E8HZ 4537-B	.210" thick
1	E9HZ 4404-B	Case and nest assy. (power divider diff.)—welded—includes internal diff. parts	AR	E8HZ 4537-C	.211" thick
	★4411	Serviced in 4404 assy.	AR	E8HZ 4537-D	.212" thick
1	D8HZ 4423-A	Bearing assy. (power divider input shaft)—front—#JM-511946—includes bearing cup D3TZ 4222-A #JM-511910	AR	E8HZ 4537-E	.213" thick
1	E8HZ 4424-A	Cone and roller (power divider input shaft) rear—#JLM-710949C	AR	E8HZ 4537-F	.217" thick
1	E8HZ 4431-A	Retainer assy. (power divider input shaft bearing)—includes D3TZ 4222-A cup #JM511910	AR	E8HZ 4537-G	.220" thick
2	E8HZ 4N431-A	"O" ring (power divider input shaft bearing retainer)	AR	E8HZ 4537-H	.224" thick
	4434	Gear (power divider input shaft diff. side)	AR	E8HZ 4537-J	.228" thick
1	E8HZ 4434-A	Front	AR	E8HZ 4537-K	.232" thick
1	E8HZ 4434-B	Rear	AR	E8HZ 4537-L	.236" thick
	4436	Shim (drive pinion bearing retainer) 4 1/2" I.D. x 5 3/16" O.D.	AR	E8HZ 4537-M	.240" thick
AR	D8HZ 4436-D	.003" thick	AR	E8HZ 4537-N	.241" thick
AR	D8HZ 4436-E	.005" thick	AR	E8HZ 4537-P	.242" thick
AR	D8HZ 4436-F	.010" thick	AR	E8HZ 4537-R	.243" thick
1	E8HZ 4442-A	Gear (drive pinion transfer)	AR	E8HZ 4537-S	.244" thick
1	E8HZ 4446-A	Shaft assy. (power divider input)—includes locknut		4545	Washer
	4450	Fork (power divider diff. lockout shift)	7	E7HZ 4545-A	Power divider oil filter shield bolt
1	E9HZ 4450-A	Front—locks axles front to rear	16	E7HZ 4545-A	Differential case bolt—also serviced in assy.—group 4204
1	E8HZ 4450-E	Rear—locks axles wheel to wheel	5	E8HZ 4545-A	Washer (drive pinion bearing retainer bolt)
1	E8HZ 4454-A	Washer (power divider input shaft thrust)	7	E7HZ 4560-A	Bolt (power divider oil filter shield)
1	E9HZ 4455-A	Gear (power divider sliding clutch)	5	E8HZ 4560-B	Bolt (drive pinion bearing retainer to carrier)
1	C1TT 4458-C	Spring (power divider diff. lockout shift lever return)—2 1/2" free length—1" I.D.—located on air chamber side of carrier	3	E8HZ 4560-D	Bolt (power divider input shaft oil baffle)
1	E8HZ 4458-A	Spring (diff. lockout shift lever return)—located on diff. lock side of carrier	3	E9HZ 4P560-A	Washer (power divider input shaft oil baffle bolt)
				4565	Push rod (inter axle)
			1	E8HZ 4565-C	Diff. lock shift—located on diff. lock side of carrier
			1	E8HZ 4565-D	Diff. shift—located on air chamber side of carrier
			1	E8HZ 4K565-A	Pin (diff. lockout shift push rod)
				4567	Snap ring (thru shaft rear bearing) Selective
			1	D8HZ 4567-B	.155" thick
			1	D8HZ 4567-C	.159" thick
			1	D8HZ 4567-D	.161" thick

1990/
TRUCK SERIES 600/900

QTY.	PART NUMBER	DESCRIPTION	QTY.	PART NUMBER	DESCRIPTION
ROCKWELL (TIMKEN) RD20145 REAR AXLE SERVICE PARTS LIST NO. 19 — Cont'd (LOCKING)					
	4567	Snap ring (thru shaft rear bearing) Selective — Cont'd	1	E8HZ 4585-A	Bolt (differential shift fork adjusting)
1	D8HZ 4567-E	.164" thick	1	E8HZ 4586-A	Washer (drive pinion nut)
1	D8HZ 4567-F	.167" thick	1	E8HZ 4586-B	Spacer (drive pinion transfer gear)
1	D8HZ 4567-G	.170" thick		4616	Cup (driving pinion bearing)
1	D8HZ 4567-H	.173" thick	1	B8QH 4616-A	Outer-#72487
1	D8HZ 4567-J	.176" thick	1	B8QH 4616-B	Inner-#H-715311
1	D8HZ 4567-K	.179" thick	1	B8TZ 4621-C	Cone and roller (driving pinion)-outer #72212C-incl. cup B8QH 4616-A-#72487
1	D8HZ 4567-L	.182" thick	1	C1TT 4621-A	Cone and roller (driving pinion)-inner- #H-715334
	4567	Snap ring	1	E8HZ 4675-A	Retainer (drive pinion oil seal)
1	E8HZ 4567-A	Input shaft	1	E7HZ 4982-B	Bolt and nut kit (driving gear)
1	E8HZ 4567-B	Thru shaft	Consists of		
1	E8HZ 4569-A	Clutch Collar (main diff. lock)	12-MWA516	Washer	12-41X1216 Bolt
1	E8HZ 4571-A	Jam nut (differential shift fork adjusting bolt)	12-40X1150	Nut	
	4573	Seal assy.	2	D3HZ 7169-A	Cup (power divider thru shaft)- #JLM-104910-also serviced in assy.- group 4477
1	E4HZ 4573-A	Input shaft oil			
1	E4HZ 4573-A	Thru shaft oil			
1	E8HZ 4579-A	Shaft (power divider thru shaft)			
ROCKWELL (TIMKEN) RP20145 REAR AXLE SERVICE PARTS LIST NO. 20 (LOCKING)					
2	C7TZ 1240-A	Cone and roller (power divider thru shaft)- #LM104949	1	4222	Cup (power divider input shaft bearing) Front-#JM-511910-also serviced in assy.-groups 4423, 4431
	1243	Refer to group 4222 within parts list	1	D3TZ 4222-A	
1	E3HZ 4N025-A	Plug (heat indicator)	1	D6UZ 1243-A	Rear-#JLM-710910
1	E8HZ 4K046-A	Plug (differential cylinder cover)	2	E7HZ 4228-C	Washer (differential side gear thrust)- also serviced in kit-group 4237
1	E9HZ 4K052-A	Cover (differential cylinder)	4	C1TT 4230-D	Washer (differential pinion thrust)- 1 1/16" I.D. x 2 13/32" O.D.-also serviced in kit-group 4237
1	E8HZ 4L052-A	Adapter (diff. air cylinder cover)		4230	Serviced in 4404 assy.
	4067	Adjuster (differential bearing)	2	C5TZ 4A230-A	Gasket (housing plug)-5/16" I.D. x 5/8" O.D.
1	E7HZ 4067-F	R.H.	2	356184-S(XX-13)	Washer (housing plug gasket bolt)-5/16"
1	E7HZ 4067-E	L.H.	2	D8HZ 4A322-C	Bolt (housing plug gasket)-5/16"-18 x 1"
1	E9HZ 4K073-A	Gasket (differential cylinder cover)		4234	Shaft
1	E8HZ 4L073-A	Gasket (diff. air cylinder cover adapter)	1	E9HZ 4234-K	R.H.
1	E8HZ 4K078-A	Switch (differential lockout sensor)	1	E9HZ 4234-A	L.H.
2	E8HZ 4A095-A	Pin (differential shift fork)	1	E8HZ 4237-A	Gear and pinion kit (differential)
3	D8HZ 4A142-A	Nut (carrier to housing stud)- 5/8"-18 x 35/64" thick	Consists of		
2	E7HZ 4143-D	Lock (differential bearing adjuster)	2-E7HZ 4228-C	Washer-gear	4-2233-J-1024 Pinion gear
4	D1HZ 4A147-A	Washer (thru shaft retainer bolt)- 13/32" I.D. x 3/4" O.D. x 3/32" thick	4-C1TT 4230-D	Washer-pinion	2-2234-M-1183 Side gear
1	E8HZ 4K198-A	Bolt (diff. cylinder cover manual adjustment)		4N282	Plug (magnetic)-3/4"-14 x 1 5/16"
1	E8HZ 4K201-A	Nut (differential lockout sensor switch)	1	D8HZ 4N282-B	Drain
	4204	Case assy. (differential)-includes 16 bolts and washers	1	D8HZ 4N282-B	Filler
1	E9HZ 4204-A	3.42 thru 4.10 ratios		4300	Differential assy.-refer to group in Section 40
1	E8HZ 4204-J	4.30 thru 6.14 ratios		4309	Ring gear and pinion kit-includes self-locking nut
1	E1HZ 4211-A	Shaft (pinion)-#S-305	1	E9HZ 4309-A	3.42 ratio
	★4215	Serviced in 4404 assy.	1	E9HZ 4309-B	3.58 ratio
16	E7HZ 4216-C	Bolt (differential case)-also serviced in assy.-group 4204	1	E9HZ 4309-C	3.73 ratio
1	D8HZ 4221-A	Cone and roller assy. (differential bearing)- R.H.-#JM-716649-incl. cup #JM-716610	1	E9HZ 4309-D	3.91 ratio
1	E7HZ 4221-B	Cone and roller (differential bearing)-L.H.- #JP-10049	1	E9HZ 4309-E	4.10 ratio
	4222	Cup (differential bearing)	1	E9HZ 4309-F	4.30 ratio
1	D8HZ 4222-A	R.H.-#JM716610-also serviced in assy.-group 4221	1	E8HZ 4309-A	4.56 ratio
1	E7HZ 4222-B	L.H.-#JP10010	1	E9HZ 4309-G	4.88 ratio
			1	E9HZ 4309-H	5.29 ratio
			1	E9HZ 4309-J	5.86 ratio
			1	E9HZ 4309-K	6.14 ratio

1990/
TRUCK SERIES 600/900

QTY.	PART NUMBER	DESCRIPTION	QTY.	PART NUMBER	DESCRIPTION	
ROCKWELL (TIMKEN) RP20145 REAR AXLE SERVICE PARTS LIST NO. 20 — Cont'd (LOCKING)						
2	E9HZ 4310-L	Housing assy. #C14-3121-G-1307-Hendrickson air suspension		4436	Shim (drive pinion bearing retainer) 4 1/2" I.D. x 5 3/16" O.D.	
1	E9HZ 4310-C	#C9-3121-G-1307-Hendrickson beam suspension-w/o transverse torque rod	AR	D8HZ 4436-D	.003" thick	
1	E9HZ 4310-D	#C10-3121-G-1307-Hendrickson beam suspension-w/transverse torque rod	AR	D8HZ 4436-E	.005" thick	
1	E9HZ 4310-F	#C6-3121-G-1307-Hendrickson 4 spring suspension	AR	D8HZ 4436-F	.010" thick	
1	E9HZ 4310-G	#C11-3121-G-1307-Neway air suspension	1	E8HZ 4442-A	Gear (drive pinion transfer)	
1	E8HZ 4A318-A	Element assy. (oil filter)	1	E8HZ 4446-B	Shaft assy. (power divider input)- includes pin, ball and locknut	
	4320	Nut		4450	Fork (power divider diff. lockout shift)	
1	E8HZ 4320-A	Drive pinion-also serviced in kit-group 4309	1	E9HZ 4450-A	Front-locks axles front to rear	
1	E7HZ 4320-C	Input shaft flange-also serviced in assy.-group 4446	1	E8HZ 4450-E	Rear-locks axles wheel to wheel	
1	E7HZ 4320-C	Thru shaft flange	1	E8HZ 4454-A	Washer (power divider input shaft thrust)	
	4323	Bolt (carrier to housing)	1	E9HZ 4455-A	Gear (power divider sliding clutch)	
6	D7HZ 4323-A	5/8"-11 x 1 3/4"	1	C1TT 4458-C	Spring (power divider diff. lockout shift lever return)-2 1/2" free length- 1" I.D.-located on air chamber side of carrier	
3	D8HZ 4323-E	5/8"-11 x 2 3/4"	1	E8HZ 4458-A	Spring (diff. lockout shift lever return)- located on diff. lock side of carrier	
3	D8HZ 4323-J	Stud (carrier to housing)		4465	Flange assy. (universal joint)-output-	
12	C1TT 4326-B	Washer (carrier to housing)- 2 1/32" I.D. x 1 1/16" O.D. x 3/32" thick	1	E8HZ 4465-A	1610 size	
1	E8HZ 4341-B	Carrier assy. (diff.)-#A2-L-1624	1	E9HZ 4465-A	1710 size	
	4351	Flange assy. (universal joint)- power divider end-input	1	E8HZ 4477-A	Retainer assy. (power divider thru shaft rear bearing)-includes D3HZ 7169-A cup #JLM104910	
1	E9HZ 4351-A	1610 size	1	E8HZ 4497-C	Air chamber assy. (power divider diff. lockout)	
1	E9HZ 4351-D	1710 size	1	E8HZ 4497-D	Shift kit (differential lockout)	
1	E9HZ 4351-B	1760 size	Consists of			
1	E9HZ 4351-C	1810 size	4-MWA506-P	Washer	1-2230-N-170	Piston
4	E5HZ 4399-A	Bolt (power divider thru shaft bearing retainer)-3/8"-16 x 1"	1-5X888	"O" ring	1-3196-F-32	Tube
4	E8HZ 4399-A	Bolt (diff. air chamber to carrier)	1-41X1024	Bolt	4-MS206050-1	Bolt
1	E9HZ 4404-B	Case and nest assy. (power divider diff.)-welded- includes internal diff. parts	1-2208-H-944	Gasket		
	*4411	Serviced in 4404 assy.		4536	Shim (power divider input bearing retainer) Selective fit	
1	E8HZ 4A420-A	Filter assy. (power divider oil)	AR	E8HZ 4536-A	.003" thick	
1	E8HZ 4A421-A	Shield (power divider oil filter)	AR	E8HZ 4536-B	.005" thick	
1	D8HZ 4423-A	Bearing assy. (power divider input shaft)- front-#JM-511946-includes bearing cup D3TZ 4222-A #JM-511910	AR	E8HZ 4536-C	.010" thick	
1	E8HZ 4424-A	Cone and roller (power divider input shaft)- rear-#JLM-710949C		4537	Spacer (driving pinion bearing)- use in pairs as required	
1	E8HZ 4428-A	Adapter (power divider oil filter)	AR	E8HZ 4537-A	.209" thick	
1	E8HZ 4431-B	Retainer assy. (power divider input shaft bearing)- includes D3TZ 4222-A cup #JM511910	AR	E8HZ 4537-B	.210" thick	
1	E8HZ 4K431-A	Plug kit (power divider input shaft bearing retainer)	AR	E8HZ 4537-C	.211" thick	
Consists of			AR	E8HZ 4537-D	.212" thick	
1-1229-F-4062	Washer	1-2258-Z-1118	Spring	AR	E8HZ 4537-E	.213" thick
1-1250-N-1080	Plug	1-2297-U-5273	Valve	AR	E8HZ 4537-F	.217" thick
2	E8HZ 4N431-A	"O" ring (power divider input shaft bearing retainer)	AR	E8HZ 4537-G	.220" thick	
	4434	Gear (power divider input shaft diff. side)	AR	E8HZ 4537-H	.224" thick	
1	E8HZ 4434-A	Front	AR	E8HZ 4537-J	.228" thick	
1	E8HZ 4434-B	Rear	AR	E8HZ 4537-K	.232" thick	
			AR	E8HZ 4537-L	.236" thick	
			AR	E8HZ 4537-M	.240" thick	
			AR	E8HZ 4537-N	.241" thick	
			AR	E8HZ 4537-P	.242" thick	
			AR	E8HZ 4537-R	.243" thick	
			AR	E8HZ 4537-S	.244" thick	
				4545	Washer	
			7	E7HZ 4545-A	Power divider oil filter shield bolt	
			16	E7HZ 4545-A	Differential case bolt-also serviced in assy.-group 4204	

1990/
TRUCK SERIES 600/900

QTY.	PART NUMBER	DESCRIPTION	QTY.	PART NUMBER	DESCRIPTION
ROCKWELL (TIMKEN) RP20145 REAR AXLE SERVICE PARTS LIST NO. 20 — Cont'd (LOCKING)					
5	E8HZ 4545-A	Washer (drive pinion bearing retainer bolt)	1	E8HZ 4569-A	Clutch collar (main diff. lock)
7	E7HZ 4560-A	Bolt (power divider oil filter shield)	1	E8HZ 4571-A	Jam nut (differential shift fork adjusting bolt)
5	E8HZ 4560-B	Bolt (drive pinion bearing retainer to carrier)		4573	Seal assy.
1	E9HZ 4560-A	Bolt (power divider lube pump)	1	E4HZ 4573-A	Input shaft oil
2	E8HZ 4N560-A	Dowel (power divider lube pump locating)	1	E4HZ 4573-A	Thru shaft oil
6	E9HZ 4P560-A	Washer (power divider lube pump bolt)	1	E8HZ 4579-A	Shaft (power divider thru shaft)
	4565	Push rod (inter axle)	1	E9HZ 4A581-A	Pump assy. (power divider lube)
1	E8HZ 4565-C	Diff. lock shift-located on diff. lock side of carrier	1	E8HZ 4585-A	Bolt (differential shift fork adjusting)
1	E8HZ 4565-D	Diff. shift-located on air chamber side of carrier	1	E8HZ 4586-A	Washer (drive pinion nut)
1	E8HZ 4K565-A	Pin (diff. lockout shift push rod)	1	E8HZ 4586-B	Spacer (drive pinion transfer gear)
	4567	Snap ring (thru shaft rear bearing) Selective		4616	Cup (driving pinion bearing)
1	D8HZ 4567-B	.155" thick	1	B8QH 4616-A	Outer-#72487
1	D8HZ 4567-C	.159" thick	1	B8QH 4616-B	Inner-#H-715311
1	D8HZ 4567-D	.161" thick	1	B8TZ 4621-C	Cone and roller (driving pinion)-outer-#72212C-incl. cup B8QH 4616-A-#72487
1	D8HZ 4567-E	.164" thick	1	C1TT 4621-A	Cone and roller (driving pinion)-inner-#H-715334
1	D8HZ 4567-F	.167" thick	1	E8HZ 4675-A	Retainer (drive pinion oil seal)
1	D8HZ 4567-G	.170" thick	1	E7HZ 4982-B	Bolt and nut kit (driving gear)
1	D8HZ 4567-H	.173" thick	Consists of		
1	D8HZ 4567-J	.176" thick	12-MWA516	Washer	12-41X1216 Bolt
1	D8HZ 4567-K	.179" thick	12-40X1150	Nut	
1	D8HZ 4567-L	.182" thick	2	D3HZ 7169-A	Cup (power divider thru shaft)-#JLM-104910-also serviced in assy.-group 4477
	4567	Snap ring			
1	E8HZ 4567-A	Input shaft			
1	E8HZ 4567-B	Thru shaft			
ROCKWELL (TIMKEN) RR20145 REAR AXLE SERVICE PARTS LIST NO. 21 (LOCKING)					
	4010	Housing assy.		4200	Differential assy.-refer to group in Section 40
1	E9HZ 4010-G	#C7-3121-Z-1118-Hendrickson 4 spring suspension	1	E8HZ 4K201-A	Nut (differential lockout sensor switch)
1	E9HZ 4010-D	#C10-3121-Z-1118-Hendrickson beam suspension-w/o transverse torque rod		4204	Case assy. (differential)-includes 16 bolts and washers
1	E9HZ 4010-D	#C10-3121-Z-1118-Hendrickson RTE 400 suspension	1	E7HZ 4204-H	3.42 thru 4.10 ratios
1	E9HZ 4010-E	#C11-3121-Z-1118-Hendrickson beam suspension-w/transverse torque rod or Neway air suspension	1	E7HZ 4204-G	4.30 thru 7.17 ratios
1	E9HZ 4010-K	#C14-3121-Z-1118-Hendrickson air suspension		4209	Ring gear and pinion kit-incl. locknut
1	E3HZ 4N025-A	Plug (heat indicator)-1/2"-14 x 9/16"	1	E9HZ 4209-D	3.42 ratio
1	E8HZ 4K046-A	Plug (differential cylinder cover)	1	E9HZ 4209-E	3.58 ratio
1	E9HZ 4K052-A	Cover (differential cylinder)	1	E9HZ 4209-F	3.73 ratio
1	E8HZ 4L052-A	Adapter (diff. air cylinder cover)	1	E7HZ 4209-AF	3.91 ratio
2	E7HZ 4067-H	Adjuster (differential bearing)	1	E7HZ 4209-AG	4.10 ratio
1	E9HZ 4K073-A	Gasket (differential cylinder cover)	1	E8HZ 4209-A	4.30 ratio
1	E8HZ 4L073-A	Gasket (diff. air cylinder cover adapter)	1	E7HZ 4209-AH	4.56 ratio
1	E8HZ 4K078-A	Switch (differential lockout sensor)	1	E7HZ 4209-AJ	4.88 ratio
2	E8HZ 4A095-A	Pin (differential shift fork)	1	E7HZ 4209-AK	5.29 ratio
2	E7HZ 4N123-A	Washer (diff. bearing adjuster lock bolt)	1	E7HZ 4209-AL	5.86 ratio
2	E7HZ 4P123-A	Bolt (diff. bearing adjuster lock)	1	E9HZ 4209-G	6.14 ratio
1	E7HZ 4141-E	Carrier assy. (differential)	1	E7HZ 4209-AM	6.43 ratio
	4143	Lock (differential bearing adjuster)	1	E7HZ 4209-AP	7.17 ratio
1	E7HZ 4143-A	R.H.	1	E1HZ 4211-A	Shaft (pinion)-#S-305
1	E7HZ 4143-B	L.H.	16	E7HZ 4216-C	Bolt (differential case)-also serviced in assy.-group 4204
1	E8HZ 4K198-A	Bolt (diff. cylinder cover manual adjustment)	2	E7HZ 4221-C	Cone and roller (differential bearing)-#X32020X
			2	E7HZ 4222-C	Cup (differential bearing)-#Y32020X
			2	E7HZ 4228-C	Washer (diff. side gear thrust)-also serviced in kit-group 4237

1990/
TRUCK SERIES 600/900

QTY.	PART NUMBER	DESCRIPTION	QTY.	PART NUMBER	DESCRIPTION
ROCKWELL (TIMKEN) RR20145 REAR AXLE SERVICE PARTS LIST NO. 21 — Cont'd					
(LOCKING)					
4	C1TT 4230-D	Washer (differential pinion thrust)- 1 1/16" I.D. x 2 13/32" O.D.-also serviced in kit-group 4237		4537	Spacer (driving pinion bearing) use in pairs as required — Cont'd
2	C5TZ 4A230-A	Gasket (housing plug)-5/16" I.D. x 5/8" O.D.	AR	E7HZ 4537-AR	.358" thick
2	356184-S(XX-113)	Washer (housing plug gasket bolt)-5/16"	AR	E7HZ 4537-AS	.359" thick
2	D8HZ 4A322-C	Bolt (housing plug gasket)-5/16"-18 x 1"	AR	E7HZ 4537-AT	.360" thick
	4234	Shaft	AR	E7HZ 4537-AV	.361" thick
1	E9HZ 4234-A	R.H.-exc. cargo vehicles	AR	E7HZ 4537-AW	.362" thick
1	E9HZ 4234-K	L.H.-exc. cargo vehicles	8	E7HZ 4545	Washer
1	E8HZ 4234-A	R.H.-cargo vehicles	16	E7HZ 4545-A	Drive pinion retainer bolt
1	E7HZ 4234-G	L.H.-cargo vehicles	16	E7HZ 4545-A	Differential case-also serviced in assy.-group 4204
1	E8HZ 4237-A	Gear and pinion kit (differential)	8	E7HZ 4560-A	Bolt (pinion bearing retainer to carrier)
Consists of					
2	E7HZ 4228-C	Washer-gear	4	2233-J-1024	Pinion gear
4	C1TT 4230-D	Washer-pinion	2	2234-M-1183	Side gear
2	D8HZ 4N282-B	Plug (axle housing)-magnetic-3/4"- 14 x 1 5/16"			
1	E7HZ 4320-C	Nut (drive pinion flange)-self-locking- also serviced in kit-group 4209		4616	Cup (driving pinion bearing)
	4323	Bolt (carrier to housing)	1	B8QH 4616-A	Inner-# 72487
8	D7HZ 4323-A	5/8"-11 x 1 3/4"	1	7EQH 4616	Outer-# 55437
4	E7HZ 4323-B			4621	Cone and roller (driving pinion)
12	C1TT 4326-B	Washer (carrier to housing)- 21/32" I.D. x 1 1/16" O.D. x 3/32" thick	1	B8TZ 4621-C	Inner-# 72212C
1	E8HZ 4450-A	Fork (differential lockout shift)	1	E7HZ 4621-A	Outer-# 55206C
1	E8HZ 4455-A	Gear (differential clutch collar)	1	D8HZ 4625-A	Bearing assy. (driving pinion pilot)
1	E8HZ 4458-A	Spring (diff. lockout shift lever return)	1	C6TZ 4627-A	Retainer (driving pinion pilot bearing)
1	E8HZ 4497-A	Shift kit (differential lockout)		4662	Shim (driving pinion bearing retainer)
Consists of					
4	MWA506-P	washer	1	2208-H-944	Gasket
1	5X888	"O" ring	1	2230-N-170	Piston
1	41X1024	Bolt	1	3196-F-32	Tube
4	41X1081	Bolt			
	4537	Spacer (driving pinion bearing)- use in pairs as required			
AR	E7HZ 4537-AJ	.345" thick			
AR	E7HZ 4537-AK	.346" thick			
AR	E7HZ 4537-AL	.347" thick			
AR	E7HZ 4537-AM	.348" thick			
AR	E7HZ 4537-AN	.349" thick			
AR	E7HZ 4537-AP	.354" thick			
ROCKWELL (TIMKEN) RD17145 REAR AXLE SERVICE PARTS LIST NO. 22					
(NON-LOCKING)					
2	C7TZ 1240-A	Cone and roller (power divider thru shaft) # LM104949	1	E1HZ 4211-A	Shaft (pinion)-# S-305
	1243	Refer to group 4222 within parts list		★4215	Serviced in 4404 assy.
1	E3HZ 4N025-A	Plug (heat indicator)	16	E7HZ 4216-C	Bolt (differential case)-also serviced in assy.-group 4204
2	E7HZ 4067-F	Adjuster (differential bearing)	2	D8HZ 4221-A	Cone and roller assy (differential bearing)- #JM-716649-incl. cup #JM-716610
3	D8HZ 4A142-A	Nut (carrier to housing stud)- 5/8"-18 x 35/64" thick	2	D8HZ 4222-A	Cup (differential bearing)-#JM716610- also serviced in assy.-group 4221
2	E7HZ 4143-D	Lock (differential bearing adjuster)		4222	Cup (power divider input shaft bearing)
4	D1HZ 4A147-A	Washer (thru shaft retainer bolt)- 13/32" I.D. x 3/4" O.D. x 3/32" thick	1	D3TZ 4222-A	Front-#JM-511910-also serviced in assy.-groups 4423, 4431
	4204	Case assy. (differential)-includes 16 bolts and washers	1	D6UZ 1243-A	Rear-#JLM-710910
1	E9HZ 4204-B	3.42 thru 4.10 ratios	2	E7HZ 4228-C	Washer (differential side gear thrust)- also serviced in kit-group 4237
1	E9HZ 4204-C	4.30 thru 7.17 ratios			

1990/
TRUCK SERIES 600/900

QTY.	PART NUMBER	DESCRIPTION	QTY.	PART NUMBER	DESCRIPTION
ROCKWELL (TIMKEN) RD17145 REAR AXLE SERVICE PARTS LIST NO. 22 — Cont'd (NON-LOCKING)					
4	CITT 4230-D	Washer (differential pinion thrust)- 1 1/16" I.D. x 2 13/32" O.D.-also serviced in kit-group 4237	4	E5HZ 4399-A	Bolt (power divider thru shaft bearing retainer)-3/8"-16 X 1"
	★4230	Serviced in 4404 assy.	4	E8HZ 4399-A	Bolt (diff. air chamber to carrier)
2	C5TZ 4A230-A	Gasket (housing plug)-5/16" I.D. x 5/8" O.D.	1	E9HZ 4404-B	Case and nest assy. (power divider diff.)- welded-includes internal diff. parts
2	356184-S(XX-113)	Washer (housing plug gasket bolt)-5/16"		★4411	Serviced in 4404 assy.
2	D8HZ 4A322-C	Bolt (housing plug gasket)-5/16"-18 x 1"	1	D8HZ 4423-A	Bearing assy. (power divider input shaft)- Front-#JM-511946-includes bearing Cup D3TZ 4222-A #JM-511910
	4234	Shaft	1	E8HZ 4424-A	Cone and roller (power divider input shaft)- rear-#JLM-710949C
1	E9HZ 4234-F	R.H.	1	E8HZ 4431-A	Retainer assy. (power divider input shaft bearing) includes D3TZ 4222-A #JM511910
1	E9HZ 4234-E	L.H.	1	E8HZ 4N431-A	"O" ring (power divider input shaft bearing retainer)
1	E9HZ 4237-A	Gear and pinion kit (differential)		4434	Gear (power divider input shaft diff. side)
Consists of					
2	E7HZ 4228-C	Washer-gear	2	2-2234-P-1186	Side gear
4	CITT 4230-D	Washer-pinion	4	4-2233-J-1024	Pinion gear
	4N282	Plug (magnetic)		4434-A	Front
1	D8HZ 4N282-B	Drain		4434-B	Rear
1	D8HZ 4N282-B	Filler		4436	Shim (drive pinion bearing retainer) 4 1/2" I.D. x 5 3/16" O.D. .003" thick
	4300	Differential assy.-refer to group in Section 40	AR	D8HZ 4436-D	.005" thick
	4309	Ring gear and pinion kit- includes self-locking nut	AR	D8HZ 4436-E	.010" thick
1	E9HZ 4309-A	3.42 ratio	1	E8HZ 4442-A	Gear (drive pinion transfer)
1	E9HZ 4309-B	3.58 ratio	1	E8HZ 4446-A	Shaft assy. (power divider input)- includes locknut
1	E9HZ 4309-C	3.73 ratio	1	E9HZ 4450-A	Fork (power divider diff. lockout shift)
1	E9HZ 4309-D	3.91 ratio	1	E8HZ 4454-A	Washer (power divider input shaft thrust)
1	E9HZ 4309-E	4.10 ratio	1	E9HZ 4455-A	Gear (power divider sliding clutch)
1	E9HZ 4309-F	4.30 ratio	1	CITT 4458-C	Spring (power divider diff. lockout shift lever return)-2 1/2" Free length- 1" I.D.-located on air chamber side of carrier
1	E8HZ 4309-A	4.56 ratio		4465	Flange assy. (universal joint)-output
1	E9HZ 4309-G	4.88 ratio	1	E8HZ 4465-A	1610 size
1	E9HZ 4309-H	5.29 ratio	1	E9HZ 4465-A	1710 size
1	E9HZ 4309-J	5.86 ratio	1	E8HZ 4K470-A	Baffle (power divider input shaft oil)
1	E9HZ 4309-K	6.14 ratio	1	E8HZ 4477-A	Retainer assy. (power divider thru shaft rear bearing)-includes D3HZ 7169-A cup #JLM104910
1	E9HZ 4309-L	6.43 ratio		4497-C	Air chamber assy. (power divider diff. lockout)
1	E9HZ 4309-M	7.17 ratio		4536	Shim (power divider input bearing retainer)
	4310	Housing assy.	AR	E8HZ 4536-A	.003" thick
1	E9HZ 4310-A	#C1-3121-Q-1603-Hendrickson beam suspension	AR	E8HZ 4536-B	.005" thick
1	E9HZ 4310-B	#C-3121-Q-1603-Hendrickson 4 spring suspension	AR	E8HZ 4536-C	.010" thick
	4320	Nut		4537	Spacer (driving pinion bearing)- use in pairs as required
1	E8HZ 4320-A	Drive pinion-also serviced in kit-group 4309	AR	E8HZ 4537-A	.209" thick
1	E7HZ 4320-C	Input shaft flange-also serviced in assy.-group 4446	AR	E8HZ 4537-B	.210" thick
1	E7HZ 4320-C	Thru shaft flange	AR	E8HZ 4537-C	.211" thick
	4323	Bolt (carrier to housing)	AR	E8HZ 4537-D	.212" thick
6	D7HZ 4323-A	5/8"-11 x 1 3/4"	AR	E8HZ 4537-E	.213" thick
3	D8HZ 4323-E	5/8"-11 x 2 3/4"	AR	E8HZ 4537-F	.217" thick
3	D8HZ 4323-J	Stud (carrier to housing)- 5/8"-11 x 5/8"-18 x 2 1/4"	AR	E8HZ 4537-G	.220" thick
12	CITT 4326-B	Washer (carrier to housing)- 21/32" I.D. x 1 1/16" O.D. x 3/32" thick	AR	E8HZ 4537-H	.224" thick
1	E9HZ 4341-B	Carrier assy. (diff.)-#A2-G-1645	AR	E8HZ 4537-J	.228" thick
	4351	Flange assy. (universal joint)-power divider end-input	AR	E8HZ 4537-K	.232" thick
1	E9HZ 4351-A	1610 size	AR	E8HZ 4537-L	.236" thick
1	E9HZ 4351-D	1710 size			
1	E9HZ 4351-B	1760 size			
1	E9HZ 4351-C	1810 size			

1990/
TRUCK SERIES 600/900

QTY.	PART NUMBER	DESCRIPTION	QTY.	PART NUMBER	DESCRIPTION
ROCKWELL (TIMKEN) RD17145 REAR AXLE SERVICE PARTS LIST NO. 22 — Cont'd (NON-LOCKING)					
	4537	Spacer (driving pinion bearing)— use in pairs as required — Cont'd		4567	Snap ring
AR	E8HZ 4537-M	.240" thick	1	E8HZ 4567-A	Input shaft
AR	E8HZ 4537-N	.241" thick	1	E8HZ 4567-B	Thru shaft
AR	E8HZ 4537-P	.242" thick	1	E8HZ 4571-A	Jam nut (differential shift fork adjusting bolt)
AR	E8HZ 4537-R	.243" thick		4573	Seal assy.
AR	E8HZ 4537-S	.244" thick	1	E4HZ 4573-A	Input shaft oil
	4545	Washer	1	E4HZ 4573-A	Thru shaft oil
7	E7HZ 4545-A	Power divider oil filter shield bolt	1	E8HZ 4579-A	Shaft (power divider thru shaft)
16	E7HZ 4545-A	Diff. cases bolt—also serviced in assy.— group 4204	1	E8HZ 4585-A	Bolt (differential shift Fork adjusting)
5	E8HZ 4545-A	Washer (drive pinion bearing retainer bolt)	1	E8HZ 4586-A	Washer (drive pinion nut)
7	E7HZ 4560-A	Bolt (power divider oil filter shield)	1	E8HZ 4586-B	Spacer (drive pinion transfer gear)
5	E8HZ 4560-B	Bolt (drive pinion bearing retainer to carrier)	1	4616	Cup (driving pinion bearing)
3	E8HZ 4560-D	Bolt (power divider input shaft oil baffle)	1	B8QH 4616-A	Outer-#72487
3	356184-S(XX-113)	Washer (power divider input shaft oil baffle bolt)—5/16"	1	B8QH 4616-B	Inner-#H-715311
1	E8HZ 4565-D	Push rod (inter axle diff. shift)	1	B8TZ 4621-C	Cone and roller (driving pinion)—outer— #72212C—incl. cup B8QH 4616-A #72487
	4567	Snap ring (thru shaft rear bearing) Selective	1	CITT 4621-A	Cone and roller (driving pinion)—inner— #H-715334
1	D8HZ 4567-B	.155" thick	1	E8HZ 4675-A	Retainer (drive pinion oil seal)
1	D8HZ 4567-C	.159" thick	1	E7HZ 4982-B	Bolt and nut kit (driving gear)
1	D8HZ 4567-D	.161" thick	Consists of		
1	D8HZ 4567-E	.164" thick	12-MWA516	Washer	12-41X1216 Bolt
1	D8HZ 4567-F	.167" thick	12-40X1150	Nut	
1	D8HZ 4567-G	.170" thick	2	D3HZ 7169-A	Cup (power divider thru shaft)— #JLM-104910—also serviced in assy.— group 4477
1	D8HZ 4567-H	.173" thick			
1	D8HZ 4567-J	.176" thick			
1	D8HZ 4567-K	.179" thick			
1	D8HZ 4567-L	.182" thick			
ROCKWELL (TIMKEN) RR17145 REAR AXLE SERVICE PARTS LIST NO. 23 (NON-LOCKING)					
	4010	Housing assy.		4209	Ring gear and pinion kit—incl. locknut — Cont'd
1	E9HZ 4010-B	#C1-3121-N-1600—Hendrickson beam suspension	1	E7HZ 4209-AJ	4.88 ratio
1	E9HZ 4010-C	#C-3121-N-1600—Hendrickson 4 spring suspension	1	E7HZ 4209-AK	5.29 ratio
1	E3HZ 4N025-A	Plug (heat indicator)—1/2"—14 x 9/16"	1	E7HZ 4209-AL	5.86 ratio
2	E7HZ 4067-F	Adjuster (differential bearing)	1	E9HZ 4209-G	6.14 ratio
1	E9HZ 4141-A	Carrier assy. (differential)—#A2-L-1676	1	E7HZ 4209-AM	6.43 ratio
2	E7HZ 4143-D	Lock (differential bearing adjuster)	1	E7HZ 4209-AP	7.17 ratio
	4200	Differential assy.—refer to group in Section 40	16	E1HZ 4211-A	Shaft (pinion)—#S-305
	4204	Case assy. (differential)—includes 16 bolts and washers	16	E7HZ 4216-C	Bolt (differential case)—also serviced in assy.—group 4204
1	E9HZ 4204-B	3.42 thru 4.10 ratios		4216	Refer to group 4323 within parts list
1	E9HZ 4204-C	4.30 thru 7.17 ratios	2	D8HZ 4221-A	Cone and roller (differential bearing)— #JM-716649—incl. cup #JM-716610
	4209	Ring gear and pinion kit—incl. locknut	2	D8HZ 4222-A	Cup (differential bearing)—#JM-716610— also serviced in assy.—group 4221
1	E9HZ 4209-D	3.42 ratio	2	E7HZ 4228-C	Washer (diff. side gear thrust)— also serviced in kit—group 4237
1	E9HZ 4209-E	3.58 ratio	4	CITT 4230-D	Washer (differential pinion thrust)— 1 1/16" I.D. x 2 13/32" O.D.—also serviced in kit—group 4237
1	E9HZ 4209-F	3.73 ratio			
1	E7HZ 4209-AF	3.91 ratio	2	C5TZ 4A230-A	Gasket (housing plug)—5/16" I.D. x 5/8" O.D.
1	E7HZ 4209-AG	4.10 ratio	2	356184-S(XX-113)	Washer (housing plug gasket bolt)—5/16"
1	E8HZ 4209-A	4.30 ratio			
1	E7HZ 4209-AH	4.56 ratio			

**1990/
TRUCK SERIES 600/900**

QTY.	PART NUMBER	DESCRIPTION	QTY.	PART NUMBER	DESCRIPTION	
ROCKWELL (TIMKEN) RR17145 REAR AXLE SERVICE PARTS LIST NO. 23 — Cont'd						
(NON-LOCKING)						
2	D8HZ 4A322-C	Bolt (housing plug gasket)-5/16"-18 x 1"		4545	Washer	
	4234	Shaft	8	E7HZ 4545-A	Drive pinion retainer bolt	
1	E9HZ 4234-E	R.H.	16	E7HZ 4545-A	Diff. case-also serviced in assy.-group 4204	
1	E9HZ 4234-F	L.H.				
1	E9HZ 4237-A	Gear and pinion kit (differential)	8	E7HZ 4560-A	Bolt (pinion bearing retainer to carrier)	
Consists of			1	E7HZ 4614-D	Retainer assy. (drive pinion)-includes B8QH 4616-A inner cup #72487 and 7EQH 4616 outer cup #55437	
2-E7HZ4228-C	Washer-gear	2-2234-P-1186	Side gear			
4-CITT 4230-D	Washer-pinion	4-2233-J-1024	Pinion gear			
2	D8HZ 4N282-B	Plug (axle housing)-magnetic-3/4"-14 x 1 5/16"		4616	Cup (driving pinion bearing)	
1	E7HZ 4320-C	Nut (drive pinion flange)-self-locking-also serviced in kit-group 4209	1	B8QH 4616-A	Inner-#72487	
	4323	Bolt (carrier to housing)	1	7EQH 4616	Outer-#55437	
8	D7HZ 4323-A	5/8"-11 x 1 3/4"	1	B8TZ 4621-C	Inner-#72212C	
4	D3HZ 4216-D	5/8"-11 x 2 1/2"	1	E7HZ 4621-A	Outer-#55206C	
12	CITT 4326-B	Washer (carrier to housing)	1	D8HZ 4625-A	Bearing assy. (driving pinion pilot)	
	4537	Spacer (driving pinion bearing) use in pairs as required	1	C6TZ 4627-A	Retainer (driving pinion pilot bearing)	
AR	E7HZ 4537-AJ	.345" thick		4662	Shim (driving pinion bearing retainer)	
AR	E7HZ 4537-AK	.346" thick	AR	E7HZ 4662-E	.003" thick	
AR	E7HZ 4537-AL	.347" thick	AR	E7HZ 4662-F	.005" thick	
AR	E7HZ 4537-AM	.348" thick	AR	E7HZ 4662-G	.008" thick	
AR	E7HZ 4537-AN	.349" thick	AR	E7HZ 4662-H	.020" thick	
AR	E7HZ 4537-AP	.354" thick	1	E4HZ 4676-A	Seal assy. (drive pinion oil)-5 9/32" O.D. X 25/32" wide	
AR	E7HZ 4537-AR	.358" thick		4851	Flange assy. (universal joint)-axle end.	
AR	E7HZ 4537-AS	.359" thick	1	E1HZ 4851-E	1610 size	
AR	E7HZ 4537-AT	.360" thick	1	E1HZ 4851-F	1710 size	
AR	E7HZ 4537-AV	.361" thick	1	E7HZ 4859-A	Deflector (drive pinion oil seal)	
AR	E7HZ 4537-AW	.362" thick	1	E7HZ 4982-B	Bolt and nut kit (driving gear)	
Consists of			12-MWA516	Washer	12-41X1216	Bolt
			12-40X1150	Nut		

ROCKWELL (TIMKEN) RD20145 REAR AXLE SERVICE PARTS LIST NO. 24						
(NON-LOCKING)						
2	C7TZ 1240-A	Cone and roller (power divider thru shaft)-#LM104949		4222	Cup (power divider input shaft bearing)	
	1243	Refer to group 4222 within parts list	1	D3TZ 4222-A	Front- #JM-511910-also serviced in assy.-groups 4423, 4431	
1	E3HZ 4N025-A	Plug (heat indicator)	1	D6UZ 1243-A	Rear- #JLM-710910	
2	E7HZ 4067-F	Adjuster (differential bearing)	2	E7HZ 4228-C	Washer (differential side gear thrust)-also serviced in kit-group 4237	
3	D8HZ 4A142-A	Nut (carrier to housing stud)-5/8"-18 x 35/64" thick	4	CITT 4230-D	Washer (differential pinion thrust)-1 1/16" I.D. x 2 13/32" O.D.-also serviced in kit-group 4237	
2	E7HZ 4143-D	Lock (differential bearing adjuster)		★4230	Serviced in 4404 assy.	
4	D1HZ 4A147-A	Washer (thru shaft retainer bolt)-13/32" I.D. x 3/4" O.D. x 3/32" thick	2	C5TZ 4A230-A	Gasket (housing plug)-5/16" I.D. x 5/8" O.D.	
	4204	Case assy. (differential)-includes 16 bolts and washers	2	356184-S(XX-13)	Washer (housing plug gasket bolt)-5/16"	
1	E9HZ 4204-B	3.42 thru 4.10 ratios	2	D8HZ 4A322-C	Bolt (housing plug gasket)-5/16"-18 x 1"	
1	E9HZ 4204-C	4.30 thru 7.17 ratios		4234	Shaft	
1	E1HZ 4211-A	Shaft (pinion)-#S-305	1	E9HZ 4234-K	R.H.	
	★4215	Serviced in 4404 assy.	1	E9HZ 4234-J	L.H.	
16	E7HZ 4216-C	Bolt (differential case)-also serviced in assy.-group 4204	1	E8HZ 4237-A	Gear and pinion kit (differential)	
Consists of			2-E7HZ 4228-C	Washer-gear	4-2233-J-1024	Pinion gear
2	D8HZ 4221-A	Cone and roller assy. (differential bearing) #JM-716649-incl. cup #JM-716610	4-CITT 4230-D	Washer-pinion	2-2234-M-1183	Side gear
2	D8HZ 4222-A	Cup (differential bearing)-#JM-716610-also serviced in assy.-group 4221		4N282	Plug (magnetic)-3/4"-14 x 1 5/16"	
			1	D8HZ 4N282-B	Drain	
			1	D8HZ 4N282-B	Filler	

1990/
TRUCK SERIES 600/900

QTY.	PART NUMBER	DESCRIPTION	QTY.	PART NUMBER	DESCRIPTION
ROCKWELL (TIMKEN) RD20145 REAR AXLE SERVICE PARTS LIST NO. 24 — Cont'd (NON-LOCKING)					
	4300	Differential assy.—refer to group in Section 40	1	E8HZ 4424-A	Cone and roller (power divider input shaft)—rear—#JLM-710949C
	4309	Ring gear and pinion kit—includes self-locking nut	1	E8HZ 4431-A	Retainer assy. (power divider input shaft bearing)—includes D3TZ 4222-A cup #JM-511910
1	E9HZ 4309-A	3.42 ratio	1	E8HZ 4N431-A	"O" ring (power divider input shaft bearing retainer)
1	E9HZ 4309-B	3.58 ratio		4434	Gear (power divider input shaft diff. side)
1	E9HZ 4309-C	3.73 ratio	1	E8HZ 4434-A	Front
1	E9HZ 4309-D	3.91 ratio	1	E8HZ 4434-B	Rear
1	E9HZ 4309-E	4.10 ratio		4436	Shim (drive pinion bearing retainer) 4 1/2" I.D. x 5 3/16" O.D.
1	E9HZ 4309-F	4.30 ratio	AR	D8HZ 4436-D	.003" thick
1	E8HZ 4309-A	4.56 ratio	AR	D8HZ 4436-E	.005" thick
1	E9HZ 4309-G	4.88 ratio	AR	D8HZ 4436-F	.010" thick
1	E9HZ 4309-H	5.29 ratio	1	E8HZ 4442-A	Gear (drive pinion transfer)
1	E9HZ 4309-J	5.86 ratio	1	E8HZ 4446-A	Shaft assy. (power divider input)—includes locknut
1	E9HZ 4309-K	6.14 ratio	1	E9HZ 4450-A	Fork (power divider diff. lockout shift)
1	E9HZ 4309-L	6.43 ratio	1	E8HZ 4454-A	Washer (power divider input shaft thrust)
1	E9HZ 4309-M	7.17 ratio	1	E9HZ 4455-A	Gear (power divider sliding clutch)
1	E9HZ 4310	Housing assy.	1	CITT 4458-C	Spring (power divider diff. lockout shift lever return)—2 1/2" Free length— 1" I.D.—located on air chamber side of carrier
1	E9HZ 4310-C	#C9-3121-G-1307-Hendrickson beam suspension—w/o transverse torque rod		4465	Flange assy. (universal joint)—output
1	E9HZ 4310-D	#C10-3121-G-1307-Hendrickson beam suspension—w/transverse torque rod	1	E8HZ 4465-A	1610 size
1	E9HZ 4310-L	#C14-3121-G-1307-Hendrickson air suspension	1	E9HZ 4465-A	1710 size
1	E9HZ 4310-F	#C6-3121-G-1307-Hendrickson 4 spring suspension	1	E8HZ 4K470-A	Baffle (power divider input shaft oil)
1	E9HZ 4310-G	#C11-3121-G-1307-Neway air suspension	1	E8HZ 4477-A	Retainer assy. (power divider thru shaft rear bearing)—includes D3HZ 7169-A Cup #JLM-104910
	4320	Nut	1	E8HZ 4497-C	Air chamber assy. (power divider diff. lockout)
1	E8HZ 4320-A	Drive pinion—also serviced in kit—group 4309		4536	Shim (power divider input bearing retainer) Selective fit
1	E7HZ 4320-C	Input shaft flange—also serviced in assy—group 4446	AR	E8HZ 4536-A	.003" thick
1	E7HZ 4320-C	Thru shaft flange	AR	E8HZ 4536-B	.005" thick
	4323	Bolt (carrier to housing)	AR	E8HZ 4536-C	.010" thick
6	D7HZ 4323-A	5/8"—11 x 1 3/4"		4537	Spacer (driving pinion bearing) use in pairs as required
3	D8HZ 4323-E	5/8"—11 x 2 3/4"	AR	E8HZ 4537-A	.209" thick
3	D8HZ 4323-J	Stud (carrier to housing)—5/8"—11 x 5/8"—18 x 2 1/4"	AR	E8HZ 4537-B	.210" thick
12	CITT 4326-B	Washer (carrier to housing)—2 1/32" I.D. x 1 1/16" O.D. x 3/32" thick	AR	E8HZ 4537-C	.211" thick
1	E9HZ 4341-B	Carrier assy. (diff.)—#A2-G-1645	AR	E8HZ 4537-D	.212" thick
	4351	Flange assy. (universal joint)—power divider end—input	AR	E8HZ 4537-E	.213" thick
1	E9HZ 4351-A	1610 size	AR	E8HZ 4537-F	.217" thick
1	E9HZ 4351-D	1710 size	AR	E8HZ 4537-G	.220" thick
1	E9HZ 4351-B	1760 size	AR	E8HZ 4537-H	.224" thick
1	E9HZ 4351-C	1810 size	AR	E8HZ 4537-J	.228" thick
4	E5HZ 4399-A	Bolt (power divider thru shaft bearing retainer)—3/8"—16 x 1"	AR	E8HZ 4537-K	.232" thick
4	E8HZ 4399-A	Bolt (diff. air chamber to carrier)	AR	E8HZ 4537-L	.236" thick
1	E9HZ 4404-B	Case and nest assy. (power divider diff.)—welded—includes internal diff. parts	AR	E8HZ 4537-M	.240" thick
	★4411	Serviced in 4404 assy	AR	E8HZ 4537-N	.241" thick
1	D8HZ 4423-A	Bearing assy. (power divider input shaft)—front—#JM-511946—includes bearing cup D3TZ 4222-A #JM-511910	AR	E8HZ 4537-P	.242" thick
			AR	E8HZ 4537-R	.243" thick
			AR	E8HZ 4537-S	.244" thick

1990/
TRUCK SERIES 600/900

QTY.	PART NUMBER	DESCRIPTION	QTY.	PART NUMBER	DESCRIPTION
ROCKWELL (TIMKEN) RD20145 REAR AXLE SERVICE PARTS LIST NO. 24 — Cont'd					
(NON-LOCKING)					
	4545	Washer	1	E8HZ 4571-A	Jam nut (differential shift fork adjusting bolt)
7	E7HZ 4545-A	Power divider oil filter shield bolt		4573	Seal assy.
16	E7HZ 4545-A	Differential case bolt—also serviced in assy.—group 4204	1	E4HZ 4573-A	Input shaft oil
5	E8HZ 4545-A	Washer (drive pinion bearing retainer bolt)	1	E4HZ 4573-A	Thru shaft oil
7	E7HZ 4560-A	Bolt (power divider oil filter shield)	1	E8HZ 4579-A	Shaft (power divider thru shaft)
5	E8HZ 4560-B	Bolt (drive pinion bearing retainer to carrier)	1	E8HZ 4585-A	Bolt (differential shift fork adjusting)
3	E8HZ 4560-D	Bolt (power divider input shaft oil baffle)	1	E8HZ 4586-A	Washer (drive pinion nut)
3	E9HZ 4P560-A	Washer (power divider input shaft oil baffle bolt)	1	E8HZ 4586-B	Spacer (drive pinion transfer gear)
1	E8HZ 4565-D	Push rod (inter axle diff. shift)		4616	Cup (driving pinion bearing)
	4567	Snap ring (thru shaft rear bearing)	1	B8QH 4616-A	Outer—#72487
		Selective	1	B8QH 4616-B	Inner—#H-715311
1	D8HZ 4567-B	.155" thick	1	B8TZ 4621-C	Cone and roller (driving pinion)—outer—#72212C—incl. cup B8QH 4616-A #72487
1	D8HZ 4567-C	.159" thick	1	CITT 4621-A	Cone and roller (driving pinion)—inner—#H-714334
1	D8HZ 4567-D	.161" thick			
1	D8HZ 4567-E	.164" thick	1	E8HZ 4675-A	Retainer (drive pinion oil seal)
1	D8HZ 4567-F	.167" thick	1	E7HZ 4982-B	Bolt and nut kit (driving gear)
1	D8HZ 4567-G	.170" thick	Consists of		
1	D8HZ 4567-H	.173" thick	12-MWA516	Washer	12-41X1216 Bolt
1	D8HZ 4567-J	.176" thick	12-40X1150	Nut	
1	D8HZ 4567-K	.179" thick	2	D3HZ 7169-A	Cup (power divider thru shaft)—#JLM-104910—also serviced in assy.—group 4477
1	D8HZ 4567-L	.182" thick			
	4567	Snap ring			
1	E8HZ 4567-A	Input shaft			
1	E8HZ 4567-B	Thru shaft			
ROCKWELL (TIMKEN) RR20145 REAR AXLE SERVICE PARTS LIST NO. 25					
(NON-LOCKING)					
1	E9HZ 4010-D	Housing assy #C10-3121-Z-1118—Hendrickson beam suspension—w/o transverse torque rod		4209	Ring gear and pinion kit—incl. locknut — Cont'd
1	E9HZ 4010-E	#C11-3121-Z-1118—Hendrickson beam suspension—w/transverse torque rod or Neway air suspension	1	E7HZ 4209-AJ	4.88 ratio
1	E9HZ 4010-K	#C14-3121-Z-1118—Hendrickson air suspension	1	E7HZ 4209-AK	5.29 ratio
1	E9HZ 4010-G	#C7-3121-Z-1118—Hendrickson 4 spring suspension	1	E7HZ 4209-AL	5.86 ratio
1	E3HZ 4N025-A	Plug (heat indicator)—1/2"—14 x 9/16"	1	E9HZ 4209-G	6.14 ratio
2	E7HZ 4067-F	Adjuster (differential bearing)	1	E7HZ 4209-AM	6.43 ratio
1	E9HZ 4141-A	Carrier assy. (differential)—#A2-L-1676	1	E7HZ 4209-AP	7.17 ratio
2	E7HZ 4143-D	Lock (differential bearing adjuster)	1	E1HZ 4211-A	Shaft (pinion)—#S-305
	4200	Differential assy.—refer to group in Section 40	16	E7HZ 4216-C	Bolt (differential case)—also serviced in assy.—group 4204
	4204	Case assy. (differential)—includes 16 bolts and washers		4216	Refer to group 4323 within parts list
1	E9HZ 4204-B	3.42 thru 4.10 ratios	2	D8HZ 4221-A	Cone and roller assy. (differential bearing)—#JM-716649—incl. cup #JM-716610
1	E9HZ 4204-C	4.30 thru 7.17 ratios	2	D8HZ 4222-A	Cup (differential bearing)—#JM-716610—also serviced in assy.—group 4221
1	E9HZ 4209-D	Ring gear and pinion kit—incl. locknut	2	E7HZ 4228-C	Washer (diff. side gear thrust)—also serviced in kit—group 4237
1	E9HZ 4209-E	3.42 ratio	4	CITT 4230-D	Washer (differential pinion thrust)—1 1/16" I.D. x 2 13/32" O.D.—also serviced in kit—group 4237
1	E9HZ 4209-F	3.58 ratio	2	C5TZ 4A230-A	Gasket (housing plug)—5/16" I.D. x 5/8" O.D.
1	E9HZ 4209-G	3.73 ratio	2	356184-S(XX-113)	Washer (housing plug gasket bolt)—5/16"
1	E7HZ 4209-AF	3.91 ratio	2	D8HZ 4A322-C	Bolt (housing plug gasket)—5/16"—18 x 1"
1	E7HZ 4209-AG	4.10 ratio		4234	Shaft
1	E8HZ 4209-A	4.30 ratio	1	E9HZ 4234-J	R.H.
1	E7HZ 4209-AH	4.56 ratio	1	E9HZ 4234-K	L.H.

1990/
TRUCK SERIES 600/900

QTY.	PART NUMBER	DESCRIPTION	QTY.	PART NUMBER	DESCRIPTION
ROCKWELL (TIMKEN) RR20145 REAR AXLE SERVICE PARTS LIST NO. 25 — Cont'd (NON-LOCKING)					
1	E8HZ 4237-A	Gear and pinion kit (differential)		4545	Washer
Consists of					
2	E7HZ 4228-C	Washer-gear	4	2233-J-1024	Pinion gear
4	CITT 4230-D	Washer-pinion	2	2234-M-1183	Side gear
1	4N282	Plug (magnetic)-3/4"-14 x 1 5/16"	8	E7HZ 4560-A	Bolt (pinion bearing retainer to carrier)
1	D8HZ 4N282-B	Drain	1	E7HZ 4614-D	Retainer assy. (drive pinion)-includes inner cup B8QH 4616-A #72487 and outer cup 7EQH 4616 #55437
1	D8HZ 4N282-B	Filler		4616	Cup (driving pinion bearing)
1	E7HZ 4320-C	Nut (drive pinion flange)-self-locking-also serviced in kit-group 4209	1	B8QH 4616-A	Inner-#72487
	4323	Bolt (carrier to housing)	1	7EQH 4616	Outer-#55437
8	D7HZ 4323-A	5/8"-11 x 1 3/4"		4621	Cone and roller (driving pinion)
4	D3HZ 4216-D	5/8"-11 x 2 1/2"	1	B8TZ 4621-C	Inner-#72212C
12	CITT 4326-B	Washer (carrier to housing)-21/32" I.D. x 1 1/16" O.D. x 3/32" thick	1	E7HZ 4621-A	Outer-#55206C
	4537	Spacer (driving pinion bearing) Use in pairs as required	1	D8HZ 4625-A	Bearing assy. (driving pinion pilot)
AR	E7HZ 4537-AJ	.345" thick	1	C6TZ 4627-A	Retainer (driving pinion pilot bearing)
AR	E7HZ 4537-AK	.346" thick		4662	Shim (driving pinion bearing retainer)
AR	E7HZ 4537-AL	.347" thick	AR	E7HZ 4662-E	.003" thick
AR	E7HZ 4537-AM	.348" thick	AR	E7HZ 4662-F	.005" thick
AR	E7HZ 4537-AN	.349" thick	AR	E7HZ 4662-G	.008" thick
AR	E7HZ 4537-AP	.354" thick	AR	E7HZ 4662-H	.020" thick
AR	E7HZ 4537-AR	.358" thick	1	E4HZ 4676-A	Seal assy. (drive pinion oil)-5 9/32" O.D. x 25/32" wide
AR	E7HZ 4537-AS	.359" thick		4851	Flange assy. (universal joint)-axle end
AR	E7HZ 4537-AT	.360" thick	1	E1HZ 4851-E	1610 size
AR	E7HZ 4537-AV	.361" thick	1	E1HZ 4851-F	1710 size
AR	E7HZ 4537-AW	.362" thick	1	E7HZ 4859-A	Deflector (drive pinion oil seal)
			1	E7HZ 4982-B	Bolt and nut kit (driving gear)
Consists of					
	12-MWA516	Washer		12-41X1216	Bolt
	12-40X1150	Nut			

QTY.	PART NUMBER	DESCRIPTION	QTY.	PART NUMBER	DESCRIPTION
ROCKWELL (TIMKEN) RP20145 REAR AXLE SERVICE PARTS LIST NO. 26 (NON-LOCKING)					
2	C7TZ 1240-A	Cone and roller (power divider thru shaft)-#LM-104949	1	4222	Cup (power divider input shaft bearing)
	1243	Refer to group 4222 within parts list	1	D3TZ 4222-A	Front-#JM-511910-also serviced in assy.-groups 4423, 4431
1	E3HZ 4N025-A	Plug (heat indicator)	1	D6UZ 1243-A	Rear-#JLM-710910
2	E7HZ 4067-F	Adjuster (differential bearing)	2	E7HZ 4228-C	Washer (differential side gear thrust)-also serviced in kit-group 4237
3	D8HZ 4A142-A	Nut (Carrier to housing stud)-5/8"-18 x 35/64" thick	4	CITT 4230-D	Washer (differential pinion thrust)-1 1/16" I.D. x 2 13/32" O.D.-also serviced in kit-group 4237
2	E7HZ 4143-D	Lock (differential bearing adjuster)		★4230	Serviced in 4404 assy.
4	D1HZ 4A147-A	Washer (thru shaft retainer bolt)-13/32" I.D. x 3/4" O.D. x 3/32" thick	2	C5TZ 4A230-A	Gasket (housing plug)-5/16" I.D. x 5/8" O.D.
	4204	Case assy. (differential)-includes 16 bolts and washers	2	356184-S(XX-113)	Washer (housing plug gasket bolt)-5/16"
1	E9HZ 4204-B	3.42 thru 4.10 ratios	2	D8HZ 4A322-C	Bolt (housing plug gasket)-5/16"-18 x 1"
1	E9HZ 4204-C	4.30 thru 7.17 ratios		4234	Shaft
1	E1HZ 4211-A	Shaft (pinion)-#S-305	1	E9HZ 4234-K	R.H.
	★4215	Serviced in 4404 assy.	1	E9HZ 4234-J	L.H.
16	E7HZ 4216-C	Bolt (differential case)-also serviced in assy.-group 4204	1	E8HZ 4237-A	Gear and pinion kit (differential)
Consists of					
2	D8HZ 4221-A	Cone and roller assy. (differential bearing)-#JM-716649-incl. cup #JM-716610	2	E7HZ 4228-C	Washer-gear
			4	CITT 4230-D	Washer-pinion
				4N282	Plug (magnetic)-3/4"-14 x 1 5/16"
2	D8HZ 4222-A	Cup (differential bearing)-#JM-716610-also serviced in assy.-group 4221	1	D8HZ 4N282-B	Drain
			1	D8HZ 4N282-B	Filler

1990/
TRUCK SERIES 600/900

QTY.	PART NUMBER	DESCRIPTION	QTY.	PART NUMBER	DESCRIPTION
ROCKWELL (TIMKEN) RP20145 REAR AXLE SERVICE PARTS LIST NO. 26 — Cont'd (NON-LOCKING)					
	4300	Differential assy.—refer to group in Section 40	1	D8HZ 4423-A	Bearing assy. (power divider input shaft)—front—#JM-511946—includes bearing cup D3TZ4222-A #JM-511910
	4309	Ring gear and pinion kit—includes self-locking nut	1	E8HZ 4424-A	Cone and roller (power divider input shaft)—rear—#JLM-710949C
1	E9HZ 4309-A	3.42 ratio	1	E8HZ 4428-A	Adapter (power divider oil filter)
1	E9HZ 4309-B	3.58 ratio	1	E8HZ 4431-B	Retainer assy. (power divider input shaft bearing) includes D3TZ4222-A cup #JM-511910
1	E9HZ 4309-C	3.73 ratio	1	E8HZ 4K431-A	Plug kit (power divider input shaft bearing retainer)
1	E9HZ 4309-D	3.91 ratio	Consists of		
1	E9HZ 4309-E	4.10 ratio	1-1229-F-4062	Washer	1-2258-Z-1118 Spring
1	E9HZ 4309-F	4.30 ratio	1-1250-N-1080	Plug	1-2297-U-5273 Value
1	E8HZ 4309-G	4.56 ratio	2	E8HZ 4N431-A	"O" ring (power divider input shaft bearing retainer)
1	E9HZ 4309-H	4.88 ratio		4434	Gear (power divider input shaft diff. side)
1	E9HZ 4309-I	5.29 ratio	1	E8HZ 4434-A	Front
1	E9HZ 4309-J	5.86 ratio	1	E8HZ 4434-B	Rear
1	E9HZ 4309-K	6.14 ratio		4436	Shim (drive pinion bearing retainer) 4 1/2" I.D. x 5 3/16" O.D.
1	E9HZ 4309-L	6.43 ratio	AR	D8HZ 4436-D	.003" thick
1	E9HZ 4309-M	7.17 ratio	AR	D8HZ 4436-E	.005" thick
	4310	Housing assy.	AR	D8HZ 4436-F	.010" thick
1	E9HZ 4310-C	#C9-3121-G-1307-Hendrickson beam suspension—w/o transverse torque rod	1	E8HZ 4442-A	Gear (drive pinion transfer)
1	E9HZ 4310-D	#C10-3121-G-1307-Hendrickson beam suspension—w/transverse torque rod	1	E8HZ 4446-B	Shaft assy. (power divider input)—includes pin, ball and locknut
1	E9HZ 4310-L	#C14-3121-G-1307-Hendrickson air suspension	1	E9HZ 4450-A	Fork (power divider diff. lockout shift)
1	E9HZ 4310-F	#C6-3121-G-1307-Hendrickson 4 spring suspension	1	E8HZ 4454-A	Washer (power divider input shaft thrust)
1	E9HZ 4310-G	#C11-3121-G-1307-Neway air suspension	1	E9HZ 4455-A	Gear (power divider sliding clutch)
1	E8HZ 4A318-A	Element assy. (oil filter)	1	CITT 4458-C	Spring (power divider diff. lockout shift lever return)—2 1/2" free length—1" I.D.—located on air chamberside of carrier
	4320	Nut		4465	Flange assy. (universal joint)—output
1	E8HZ 4320-A	Drive pinion—also serviced in kit-group 4309	1	E8HZ 4465-A	1610 size
1	E7HZ 4320-C	Input shaft—also serviced in assy.—group 4446	1	E9HZ 4465-A	1710 size
1	E7HZ 4320-C	Thru shaft flange	1	E8HZ 4477-A	Retainer assy. (power divider thru shaft rear bearing)—includes D3HZ 7169-A Cup #JLM-104910
	4323	Bolt (carrier to housing)	1	E8HZ 4497-C	Air Chamber assy. (power divider diff. lockout)
6	D7HZ 4323-A	5/8"-11 x 1 3/4"		4536	Shim (power divider input bearing retainer) Selective fit
3	D8HZ 4323-E	5/8"-11 x 2 3/4"	AR	E8HZ 4536-A	.003" thick
3	D8HZ 4323-J	Stud (carrier to housing)—5/8"-11 x 5/8"-18 x 2 1/4"	AR	E8HZ 4536-B	.005" thick
12	CITT 4326-B	Washer (carrier to housing)—21/32" I.D. x 1 1/16" O.D. x 3/32" thick	AR	E8HZ 4536-C	.010" thick
1	E9HZ 4341-C	Carrier assy. (diff.)—#A2-X-1662		4537	Spacer (driving pinion bearing) use in pairs as required
	4351	Flange assy. (universal joint)—power divider end—input	AR	E8HZ 4537-A	.209" thick
1	E9HZ 4351-A	1610 size	AR	E8HZ 4537-B	.210" thick
1	E9HZ 4351-D	1710 size	AR	E8HZ 4537-C	.211" thick
1	E9HZ 4351-B	1760 size	AR	E8HZ 4537-D	.212" thick
1	E9HZ 4351-C	1810 size	AR	E8HZ 4537-E	.213" thick
4	E5HZ 4399-A	Bolt (power divider thru shaft bearing retainer)—3/8"-16 x 1"	AR	E8HZ 4537-F	.217" thick
4	E8HZ 4399-A	Bolt (diff. air chamber to carrier)	AR	E8HZ 4537-G	.220" thick
1	E9HZ 4404-B	Case and nest assy. (power divider diff.)—welded—includes internal diff. parts	AR	E8HZ 4537-H	.224" thick
	*4411	Serviced in 4404 assy.	AR	E8HZ 4537-J	.228" thick
1	E8HZ 4A420-A	Filter assy. (power divider oil)			
1	E8HZ 4A421-A	Shield (power divider oil filter)			

1990/
TRUCK SERIES 600/900

QTY.	PART NUMBER	DESCRIPTION	QTY.	PART NUMBER	DESCRIPTION
ROCKWELL (TIMKEN) RP20145 REAR AXLE SERVICE PARTS LIST NO. 26 — Cont'd (NON-LOCKING)					
	4537	Spacer (driving pinion bearing) use in pairs as required — Cont'd		4567	Snap ring
AR	E8HZ 4537-K	.232" thick	1	E8HZ 4567-A	Input shaft
AR	E8HZ 4537-L	.236" thick	1	E8HZ 4567-B	Thru shaft
AR	E8HZ 4537-M	.240" thick	1	E8HZ 4571-A	Jam nut (differential shift Fork adjusting bolt)
AR	E8HZ 4537-N	.241" thick		4573	Seal assy.
AR	E8HZ 4537-P	.242" thick	1	E4HZ 4573-A	Input shaft oil
AR	E8HZ 4537-R	.243" thick	1	E4HZ 4573-A	Thru shaft oil
AR	E8HZ 4537-S	.244" thick	1	E8HZ 4579-A	Shaft (power divider thru shaft)
	4545	Washer	1	E9HZ 4A581-A	Pump assy. (power divider lube)
7	E7HZ 4545-A	Power divider oil filter shield bolt	1	E8HZ 4585-A	Bolt (differential shift fork adjusting)
16	E7HZ 4545-A	Differential case bolt—also serviced in assy.—group 4204	1	E8HZ 4586-A	Washer (drive pinion nut)
	4545-A	Washer (drive pinion bearing retainer bolt)	1	E8HZ 4586-B	Spacer (drive pinion transfer gear)
5	E8HZ 4545-A	Washer (drive pinion bearing retainer bolt)		4616	Cup (driving pinion bearing)
7	E7HZ 4560-A	Bolt (power divider oil filter shield)	1	B8QH 4616-A	Outer—#72487
5	E8HZ 4560-B	Bolt (drive pinion bearing retainer to carrier)	1	B8QH 4616-B	Inner—#H-715311
6	E9HZ 4560-A	Bolt (power divider lube pump)	1	B8TZ 4621-C	Cone and roller (driving pinion)—outer— #72212C—incl. cup B8QH 4616-A— #72487
2	E8HZ 4N560-A	Dowel (power divider lube pump locating)			
6	E9HZ 4P560-A	Washer (power divider lube pump bolt)	1	CITT 4621-A	Cone and roller (driving pinion)—inner— #H-715334
1	E8HZ 4565-D	Push rod (inter axle diff. shift)			
	4567	Snap ring (thru shaft rear bearing) Selective	1	E8HZ 4675-A	Retainer (drive pinion oil seal)
1	D8HZ 4567-B	.155" thick	1	E7HZ 4982-B	Bolt and nut kit (driving gear)
1	D8HZ 4567-C	.159" thick	Consists of		
1	D8HZ 4567-D	.161" thick	12-MWA516	Washer	12-41X1216 Bolt
1	D8HZ 4567-E	.164" thick	12-40X1150	Nut	
1	D8HZ 4567-F	.167" thick	2	D3HZ 7169-A	Cup (power divider thru shaft)— #JLM-104910—also serviced in assy.—group 4477
1	D8HZ 4567-G	.170" thick			
1	D8HZ 4567-H	.173" thick			
1	D8HZ 4567-J	.176" thick			
1	D8HZ 4567-K	.179" thick			
1	D8HZ 4567-L	.182" thick			
ROCKWELL (TIMKEN) RD23160 REAR AXLE SERVICE PARTS LIST NO. 27 (NON-LOCKING)					
2	C7TZ 1240-A	Cone and roller (power divider thru shaft)— #LM-104949	2	E7HZ 4222-D	Cup (differential bearing)—#Y32021X
1	E3HZ 4N025-A	Plug (heat indicator)	1	D8HZ 4222-C	Cup (power divider input shaft rear)—#JLM-714110
2	E7HZ 4067-L	Adjuster (differential bearing)	2	E7HZ 4228-D	Washer (diff. side gear thrust)— also serviced in kit—group 4237
2	D8HZ 4A142-A	Nut (carrier to housing stud)— 5/8"—18 X 35/64" thick	4	E7HZ 4230-D	Washer (differential pinion thrust)— also serviced in kit—group 4237
2	E7HZ 4143-D	Lock (differential bearing adjuster)	4	E9HZ 4230-A	Washer (power divider diff. pinion thrust)— 1 5/64" I.D. x 2 1/4" O.D. x 1/16" thick
4	D1HZ 4A147-A	Washer (thru shaft retainer bolt)— 13/32" I.D. x 3/4" O.D. x 3/32" thick	2	C5TZ 4A230-A	Gasket (housing plug)—5/16" I.D. x 5/8" O.D.
	4204	Case assy. (differential)—includes 12 bolts and washers	2	356184-S(XX-113)	Washer (housing plug gasket bolt)—5/16"
1	E9HZ 4204-D	3.42 thru 3.73 ratios	2	D8HZ 4A322-C	Bolt (housing plug gasket)—5/16"—18 x 1"
1	E9HZ 4204-E	3.91 thru 4.56 ratios		4234	Shaft
1	E9HZ 4204-F	4.89 thru 5.63 ratios	1	E9HZ 4234-M	R.H.
1	E7HZ 4211-D	Shaft (pinion)	1	E9HZ 4234-L	L.H.
4	E9HZ 4215-A	Pinion (power divider)	1	E7HZ 4237-G	Gear and pinion kit (differential)
12	E9HZ 4216-A	Bolt (differential case)—also serviced in assy.—group 4204	Consists of		
	4216	Refer to group 4323 within parts list	2-E7HZ 4228-D	Washer—gear	2-2234-C-1069 Side gear
8	E9HZ 4216-B	Bolt (power divider diff. case)—also serviced in assy.—group 4404	4-E7HZ 4230-D	Washer—pinion	4-2233-M-1001 Pinion gear
	4216	Refer to group 4323 within parts list		4N282	Plug (magnetic)—3/4"—14 x 1 5/16"
2	E7HZ 4221-E	Cone and roller (differential bearing)— #X32021X	1	D8HZ 4N282-B	Drain
			1	D8HZ 4N282-B	Filler
				4300	Differential assy.—refer to group in Section 40

1990/
TRUCK SERIES 600/900

QTY.	PART NUMBER	DESCRIPTION	QTY.	PART NUMBER	DESCRIPTION
ROCKWELL (TIMKEN) RD23160 REAR AXLE SERVICE PARTS LIST NO. 27 — Cont'd (NON-LOCKING)					
	4309	Ring gear and pinion kit— includes self-locking nut		4436	Shim (drive pinion bearing retainer) 4 1/2" I.D. x 5 3/16" O.D.
1	E9HZ 4309-N	3.42 ratio	AR	D8HZ 4436-D	.003" thick
1	E9HZ 4309-P	3.58 ratio	AR	D8HZ 4436-E	.005" thick
1	E9HZ 4309-R	3.73 ratio	AR	D8HZ 4436-F	.010" thick
1	E9HZ 4309-S	3.91 ratio	1	E9HZ 4442-A	Gear (drive pinion transfer)
1	E9HZ 4309-T	4.10 ratio	1	E9HZ 4446-A	Shaft assy. (power divider input)— includes locknut
1	E9HZ 4309-V	4.30 ratio	1	E9HZ 4450-B	Fork (power divider diff. lockout shift)
1	E9HZ 4309-W	4.56 ratio	1	E8HZ 4454-A	Washer (power divider input shaft thrust)
1	E9HZ 4309-X	4.89 ratio	1	E9HZ 4455-B	Gear (power divider sliding clutch)
1	E9HZ 4309-Y	5.38 ratio	1	CITT 4458-C	Spring (power divider diff. lockout shift lever return)—2 1/2" Free length— 1" I.D.—located on air chamber side of carrier
1	E9HZ 4309-Z	5.63 ratio			
	4310	Housing assy.			
1	E9HZ 4310-J	# C2-3121-S-1397—Hendrickson beam suspension—w/o transverse torque rod			
1	E9HZ 4310-K	# C3-3121-S-1397—Hendrickson beam suspension—w/transverse torque rod		4465	Flange assy. (universal joint)—output
1	E9HZ 4310-H	# C4-3121-S-1397—Neway air suspension	1	E8HZ 4465-A	1610 size
	4320	Nut	1	E9HZ 4465-A	1710 size
1	E8HZ 4320-A	Drive pinion—also serviced in kit—group 4309	1	E8HZ 4K470-A	Baffle (power divider input shaft oil)
1	E7HZ 4320-D	Input shaft flange—also serviced in assy.—group 4446	1	E8HZ 4477-A	Retainer assy. (power divider thru shaft rear bearing)—includes D3HZ 7169-A cup #JLM-104910
1	E7HZ 4320-C	Thru shaft flange	1	E8HZ 4497-C	Air chamber assy. (power divider diff. lockout)
	4323	Bolt (carrier to housing)		4536	Shim (power divider input bearing retainer) Selective fit
7	D7HZ 4323-A	5/8"-11 x 1 3/4"	AR	E8HZ 4536-A	.003" thick
3	D3HZ 4216-C	5/8"-11 x 3 1/2"	AR	E8HZ 4536-B	.005" thick
	4323	Stud (carrier to housing)	AR	E8HZ 4536-C	.010" thick
1	D8HZ 4323-H	5/8"-11 x 5/8"-11 x 2 1/2"		4537	Spacer (driving pinion bearing) Use in pairs as required
1	E9HZ 4323-A	5/8"-11 x 5/8"-18 x 3"	AR	E9HZ 4537-A	.451" thick
12	CITT 4326-B	Washer (carrier to housing) 2 1/32" I.D. x 1 1/16" O.D. x 3/32" thick	AR	E9HZ 4537-B	.452" thick
1	E9HZ 4341-D	Carrier assy. (diff.)— #A2-J-1648	AR	E9HZ 4537-C	.453" thick
	4351	Flange assy. (universal joint)—power divider end—input	AR	E9HZ 4537-D	.454" thick
1	E7HZ 4851-R	1610 size	AR	E9HZ 4537-E	.455" thick
1	E7HZ 4851-S	1710 size	AR	E9HZ 4537-F	.459" thick
1	E8HZ 4851-A	1760 size	AR	E9HZ 4537-G	.463" thick
1	E8HZ 4851-B	1810 size	AR	E9HZ 4537-H	.467" thick
4	E5HZ 4399-A	Bolt (power divider thru shaft bearing retainer)—3/8"-16 x 1"	AR	E9HZ 4537-J	.470" thick
4	E8HZ 4399-A	Bolt (diff. air chamber to carrier)	AR	E9HZ 4537-K	.474" thick
1	E9HZ 4404-C	Case assy. (power divider diff.)— includes 8 bolts and washers	AR	E9HZ 4537-L	.478" thick
1	E9HZ 4411-A	Shaft (power divider differential)	AR	E9HZ 4537-M	.482" thick
1	D8HZ 4424-A	Cone and roller (power divider input shaft rear)—#JLM-714149— 2 61/64" I.D. x 4 17/32" O.D.	AR	E9HZ 4537-N	.483" thick
1	E9HZ 4431-A	Retainer assy. (power divider input shaft bearing) includes CITT4628-A cup #HM-813810	AR	E9HZ 4537-P	.484" thick
1	E8HZ 4N431-A	"O" ring (power divider input shaft bearing retainer)	AR	E9HZ 4537-R	.485" thick
	4434	Gear (power divider input shaft diff. side)	AR	E9HZ 4537-S	.486" thick
1	E9HZ 4434-A	Front	7	4545	Washer
1	E9HZ 4434-B	Rear	5	E7HZ 4545-A	Power divider oil filter shield bolt
			8	E9HZ 4545-A	Differential case bolt—also serviced in assy—group 4204
			7	4545	Washer
			5	E8HZ 4545-A	Drive pinion bearing retainer bolt
			8	E8HZ 4545-A	Power divider diff. case bolt
			7	E7HZ 4560-A	Bolt (power divider oil filter shield)

1990/
TRUCK SERIES 600/900

QTY.	PART NUMBER	DESCRIPTION	QTY.	PART NUMBER	DESCRIPTION
ROCKWELL (TIMKEN) RD23160 REAR AXLE SERVICE PARTS LIST NO. 27 — Cont'd (NON-LOCKING)					
5	E8HZ 4560-B	Bolt (drive pinion bearing retainer to carrier)	1	E9HZ 4579-A	Shaft (power divider thru shaft)
3	E8HZ 4560-D	Bolt (power divider input shaft oil baffle)	1	E8HZ 4585-A	Bolt (differential shift fork adjusting)
3	356184-S(XX-113)	Washer (power divider input shaft oil baffle bolt)-5/16"	1	E8HZ 4586-A	Washer (drive pinion nut)
1	E8HZ 4565-D	Push rod (inter axle diff. shift)	1	E9HZ 4586-A	Spacer (drive pinion transfer gear)
	4567	Snap ring (thru shaft rear bearing) Selective	1	4616	Cup (driving pinion bearing)
1	D8HZ 4567-B	.155" thick	1	B8QH 4616-B	Inner #H-715311
1	D8HZ 4567-C	.159" thick	1	8Q 4628-A	Outer #65500
1	D8HZ 4567-D	.161" thick	1	E7HZ 4621-B	Cone and roller (power divider input shaft front)
1	D8HZ 4567-E	.164" thick	1	CITT 4628-A	Cup (power divider input shaft bearing front)-#HM-813810
1	D8HZ 4567-F	.167" thick		4628	Refer to group 4616 within parts list
1	D8HZ 4567-G	.170" thick		4630	Cone & roller (driving pinion)
1	D8HZ 4567-H	.173" thick	1	CITT 4630-B	Inner- #H-715343
1	D8HZ 4567-J	.176" thick	1	8Q 4630-A	Outer- #65237
1	D8HZ 4567-K	.179" thick	1	E8HZ 4675-A	Retainer (drive pinion oil seal)
1	D8HZ 4567-L	.182" thick		4851	Refer to group 4351 within parts list
	4567	Snap ring	1	E9HZ 4982-A	Bolt and nut kit (driving gear)
1	E9HZ 4567-A	Input shaft	Consists of		
1	E8HZ 4567-B	Thru shaft	12-MWA516	Washer	12-41X1276 Bolt
1	E8HZ 4571-A	Jam nut (differential shift fork adjusting bolt)	12-40X1182	Nut	
	4573	Seal assy.	2	D3HZ 7169-A	Cup (power divider thru shaft)-#JLM-104910-also serviced in assy. - group 4477
1	E5HZ 4573-A	Input shaft			
1	E4HZ 4573-A	Thru shaft			
ROCKWELL (TIMKEN) RR23160 REAR AXLE SERVICE PARTS LIST NO. 28 (NON-LOCKING)					
1	E9HZ 4010-H	Housing assy. #C3-3121-S-1345-Hendrickson beam suspension-w/o transverse torque rod	12	E9HZ 4216-A	Bolt (differential case)-also serviced in assy.-group 4204
1	E9HZ 4010-J	#C4-3121-S-1345-Hendrickson beam suspension-w/transverse torque rod	2	E7HZ 4221-E	Cone and roller (differential bearing)-#X32021X
1	E3HZ 4N025-A	Plug (heat indicator)-1/2"-14 x 9/16"	2	E7HZ 4222-D	Cup (differential bearing)-#Y32021X
2	E7HZ 4067-L	Adjuster (differential bearing)	2	E7HZ 4228-D	Washer (diff. side gear thrust)-also serviced in kit-group 4237
1	E9HZ 4141-B	Carrier assy. (differential)-#A2-T-1658	4	E7HZ 4230-D	Washer (differential pinion thrust)-also serviced in kit-group 4237
2	E7HZ 4143-D	Lock (differential bearing adjuster)	2	C5TZ 4A230-A	Gasket (housing plug)-5/16" I.D. x 5/8" O.D.
	4200	Differential assy.-refer to group in Section 40	2	356184-S(XX-113)	Washer (housing plug gasket bolt)-5/16"
	4204	Case assy. (differential)-includes 12 bolts and washers	2	D8HZ 4A322-C	Bolt (housing plug gasket)-5/16"-18 x 1"
1	E9HZ 4204-D	3.42 thru 3.73 ratios	1	4234	Shaft
1	E9HZ 4204-E	3.91 thru 4.56 ratios	1	E9HZ 4234-L	R.H.
1	E9HZ 4204-F	4.89 thru 5.63 ratios	1	E9HZ 4234-M	L.H.
	4209	Ring gear and pinion kit-incl. locknut	1	E7HZ 4237-G	Gear and pinion kit (differential)
1	E9HZ 4209-H	3.42 ratio	Consists of		
1	E9HZ 4209-J	3.58 ratio	2-E7HZ 4228-D	Washer-gear	2-2234-C-1069 Side gear
1	E9HZ 4209-K	3.73 ratio	4-E7HZ 4230-D	Washer-pinion	4-2233-M-1001 Pinion gear
1	E9HZ 4209-L	3.91 ratio		4N282	Plug (housing)-magnetic-3/4"-14 x 1 5/16"
1	E9HZ 4209-M	4.10 ratio	1	D8HZ 4N282-B	Drain
1	E9HZ 4209-N	4.30 ratio	1	D8HZ 4N282-B	Filler
1	E9HZ 4209-P	4.56 ratio	1	E7HZ 4320-D	Nut (drive pinion flange)-self-locking-also serviced in kit-group 4209
1	E9HZ 4209-R	4.89 ratio		4323	Bolt (carrier to housing)
1	E9HZ 4209-S	5.38 ratio	8	D7HZ 4323-A	5/8"-11 x 1 3/4"
1	E9HZ 4209-T	5.63 ratio	4	E7HZ 4323-C	
1	E7HZ 4211-D	Shaft (pinion)	12	CITT 4326-B	Washer (carrier to housing)-21/32" I.D. x 1 1/16" O.D. x 3/32" thick

1990/
TRUCK SERIES 600/900

QTY.	PART NUMBER	DESCRIPTION	QTY.	PART NUMBER	DESCRIPTION
ROCKWELL (TIMKEN) RR23160 REAR AXLE SERVICE PARTS LIST NO. 28 — Cont'd (NON-LOCKING)					
	4537	Spacer (driving pinion bearing) Use in pairs as required		4616	Cup (driving pinion bearing)
AR	E7HZ 4537-AX	.250" thick	1	E7HZ 4616-A	Inner-#9220
AR	E7HZ 4537-AY	.251" thick	1	CITT 4628-A	Outer-#HM-813810
AR	E7HZ 4537-AZ	.252" thick		4621	Cone and roller (driving pinion)
AR	E7HZ 4537-BA	.253" thick	1	E7HZ 4621-C	Inner-#9278
AR	E7HZ 4537-BB	.254" thick	1	E7HZ 4621-B	Outer
AR	E7HZ 4537-BC	.256" thick	1	E9HZ 4625-A	Bearing assy. (driving pinion pilot)
AR	E7HZ 4537-BD	.260" thick		4628	Refer to group 4616 within parts list
AR	E7HZ 4537-BE	.261" thick		4662	Shim (driving pinion bearing retainer)
AR	E7HZ 4537-BF	.262" thick	AR	E9HZ 4662-A	.003" thick
AR	E7HZ 4537-BG	.263" thick	AR	E7HZ 4662-K	.005" thick
8	E7HZ 4545-A	Washer (drive pinion retainer bolt)	AR	E7HZ 4662-L	.008" thick
12	E9HZ 4545-A	Washer (differential case bolt)- also serviced in assy.-group 4204	AR	E7HZ 4662-M	.020" thick
8	E7HZ 4560-B	Bolt (pinion bearing retainer to carrier)	1	E7HZ 4676-A	Seal assy. (drive pinion oil)
1	E7HZ 4614-F	Retainer assy. (drive pinion)-includes E7HZ 4616-A inner cup #9220 and CITT 4628-A outer cup #HM-813810	1	4851	Flange assy. (universal joint)-axle end
			1	E9HZ 4851-A	1610 size
			1	E9HZ 4851-B	1710 size
			1	E9HZ 4982-A	Bolt and nut kit (driving gear)
			Consists of		
			12-MWA516	Washer	12-41X1276 Bolt
			12-40X1182	Nut	
ROCKWELL (TIMKEN) RP23160 REAR AXLE SERVICE PARTS LIST NO. 29 (LOCKING)					
2	C7TZ 1240-A	Cone and roller (power divider thru shaft)- #LM-104949	2	E7HZ 4228-D	Washer (diff. side gear thrust)- also serviced in kit-group 4237
1	E3HZ 4N025-A	Plug (heat indicator)	4	E7HZ 4230-D	Washer (differential pinion thrust)- also serviced in kit-group 4237
1	E8HZ 4K046-A	Plug (differential cylinder cover)	4	E9HZ 4230-A	Washer (power divider diff. pinion thrust)
1	E9HZ 4K052-A	Cover (differential cylinder)	2	C5TZ 4A230-A	Gasket (housing plug)-5/16" I.D. x 5/8" O.D.
2	E7HZ 4067-L	Adjuster (differential bearing)	2	356184-S(XX-113)	Washer (housing plug gasket bolt)-5/16"
1	E9HZ 4K073-A	Gasket (differential cylinder cover)	2	D8HZ 4A322-C	Bolt (housing plug gasket)-5/16"-18 x 1"
1	E8HZ 4K078-A	Switch (differential lockout sensor)		4234	Shaft
1	E8HZ 4A095-A	Pin (differential shift fork)	1	E9HZ 4234-M	R.H.
2	D8HZ 4A142-A	Nut (carrier to housing stud)- 5/8"-18 x 35/64" thick	1	E9HZ 4234-B	L.H.
2	E7HZ 4143-D	Lock (differential bearing adjuster)	1	E7HZ 4237-G	Gear and pinion kit (differential)
4	D1HZ 4A147-A	Washer (thru shaft retainer bolt)- 13/32" I.D. x 3/4" O.D. x 3/32" thick	Consists of		
1	E8HZ 4K198-A	Bolt (diff. cylinder cover manual adjustment)	2-E7HZ 4228-D	Washer-gear	2-2234-C-1069 Side gear
1	E8HZ 4K201-A	Nut (differential lockout sensor switch)	4-E7HZ 4230-D	Washer-pinion	4-2233-M-1001 Pinion gear
	4204	Case assy. (differential)-includes 12 bolts and washers		4N282	Plug (magnetic)-3/4"-14 x 1 5/16"
1	E9HZ 4204-G	3.42 thru 3.73 ratios	1	D8HZ 4N282-B	Drain
1	E9HZ 4204-H	3.91 thru 4.56 ratios	1	D8HZ 4N282-B	Filler
1	E9HZ 4204-J	4.89 thru 5.63 ratios		4300	Differential assy.-refer to group in Section 40
1	E7HZ 4211-D	Shaft (pinion)		4309	Ring gear and pinion kit- includes self-locking nut
4	E9HZ 4215-A	Pinion (power divider)	1	E9HZ 4309-N	3.42 ratio
12	E9HZ 4216-A	Bolt (differential case)-also serviced in assy.-group 4204	1	E9HZ 4309-P	3.58 ratio
8	E9HZ 4216-B	Bolt (power divider diff. case)-also serviced in assy.-group 4404	1	E9HZ 4309-R	3.73 ratio
	4216	Refer to group 4323 within parts list	1	E9HZ 4309-S	3.91 ratio
2	E7HZ 4221-E	Cone and roller (differential bearing)- #X32021X	1	E9HZ 4309-T	4.10 ratio
2	E7HZ 4222-D	Cup (differential bearing)-#Y32021X	1	E9HZ 4309-V	4.30 ratio
1	D8HZ 4222-C	Cup (power divider input shaft rear)- #JLM-714110	1	E9HZ 4309-W	4.56 ratio
			1	E9HZ 4309-X	4.89 ratio
			1	E9HZ 4309-Y	5.38 ratio
			1	E9HZ 4309-Z	5.63 ratio

1990/
TRUCK SERIES 600/900

QTY.	PART NUMBER	DESCRIPTION	QTY.	PART NUMBER	DESCRIPTION
ROCKWELL (TIMKEN) RP23160 REAR AXLE SERVICE PARTS LIST NO. 29 — Cont'd (LOCKING)					
1	E9HZ 4310-J	Housing assy. #C2-3121-S-1397-Hendrickson beam suspension-w/o transverse torque rod	AR	D8HZ 4436-D	Shim (drive pinion bearing retainer) .003" thick
1	E9HZ 4310-K	#C3-3121-S-1397-Hendrickson beam suspension-w/transverse torque rod	AR	D8HZ 4436-E	.005" thick
1	E9HZ 4310-H	#C4-3121-S-1397-Neway air suspension	AR	D8HZ 4436-F	.010" thick
1	E8HZ 4A318-A	Element assy. (oil filter)	1	E9HZ 4442-A	Gear (drive pinion transfer)
1	E8HZ 4320	Nut	1	E9HZ 4446-B	Shaft assy. (power divider input)- includes locknut
1	E7HZ 4320-A	Drive pinion-also serviced in kit-group 4309	1	E9HZ 4450	Fork (power divider diff. lockout shift)
1	E7HZ 4320-D	Input shaft flange-also serviced in assy.-group 4446	1	E9HZ 4450-B	Front-locks axles front to rear
1	E7HZ 4320-C	Thru shaft flange	1	E9HZ 4450-C	Rear-locks axles wheel to wheel
7	D7HZ 4323	Bolt (carrier to housing)	1	E8HZ 4454-A	Washer (power divider input shaft thrust)
3	D3HZ 4323-A	5/8"-11 x 1 3/4"	1	E9HZ 4455-B	Gear (power divider sliding clutch)
1	D8HZ 4323-H	Stud (Carrier to housing)	1	CITT 4458-C	Spring (power divider diff. lockout shift lever return)-2 1/2" free length- 1" I.D.-located on air chamber side of carrier
1	E9HZ 4323-A	5/8"-11 x 5/8"-11 x 2 1/2"	1	E8HZ 4458-A	Spring (diff. lockout shift lever return)- located on diff. lock side of carrier
12	CITT 4326-B	Washer (carrier to housing)- 2 1/32" I.D. x 1 1/16" O.D. x 3/32" thick	1	E8HZ 4465	Flange assy. (universal joint)-output
1	E9HZ 4341-E	Carrier assy. (diff.)-#A2-P-1628	1	E8HZ 4465-A	1610 size
1	E7HZ 4351	Flange assy. (universal joint)-power divider end-input	1	E9HZ 4465-A	1710 size
1	E7HZ 4851-R	1610 size	1	E8HZ 4477-A	Retainer assy. (power divider thru shaft rear bearing)-includes D3HZ 7169-A cup #JLM-104910
1	E7HZ 4851-S	1710 size	1	E8HZ 4497-B	Shift kit (differential lockout)
1	E8HZ 4851-A	1760 size	Consists of		
1	E8HZ 4851-B	1810 size	4-MWA506-P	Washer	4-41X1081 Bolt
4	E5HZ 4399-A	Bolt (power divider thru shaft bearing retainer)-3/8"-16 x 1"	1-5X888	"O" ring	1-2208-H-944 Gasket
4	E8HZ 4399-A	Bolt (diff. air chamber to carrier)	1-41X1024	Bolt	1-2230-L-168 Piston
1	E9HZ 4404-C	Case assy. (power divider diff.)- includes 8 bolts and washers	1-42X1027	Washer	1-3196-F-32 Tube
1	E9HZ 4411-A	Shaft (power divider differential)	1	E8HZ 4497-C	Air chamber assy. (power divider diff. lockout)
1	E8HZ 4A420-A	Filter assy. (power divider oil)		4536	Shim (power divider input bearing retainer) Selective Fit
1	E8HZ 4A421-A	Shield (power divider oil filter)		E8HZ 4536-A	.003" thick
1	D8HZ 4424-A	Cone and roller (power divider input shaft rear)-#JLM-714149-2 61/64" I.D. x 4 17/32" O.D.		E8HZ 4536-B	.005" thick
1	E8HZ 4428-A	Adapter (power divider oil filter)		E8HZ 4536-C	.010" thick
1	E9HZ 4431-B	Retainer assy. (power divider input shaft bearing) includes CITT 4628-A cup #HM-813810		4537	Spacer (driving pinion bearing) use in pairs as required
1	E8HZ 4K431-A	Plug kit (power divider input shaft bearing retainer)	AR	E9HZ 4537-A	.451" thick
Consists of			AR	E9HZ 4537-B	.452" thick
1-1229-F-4062	Washer	1-2258-Z-1118 Spring	AR	E9HZ 4537-C	.453" thick
1-1250-N-1080	Plug	1-2297-U-5273 Valve	AR	E9HZ 4537-D	.454" thick
2	E8HZ 4N431-A	"O" ring (power divider input shaft bearing retainer)	AR	E9HZ 4537-E	.455" thick
	4434	Gear (power divider input shaft diff. side)	AR	E9HZ 4537-F	.459" thick
1	E9HZ 4434-A	Front	AR	E9HZ 4537-G	.463" thick
1	E9HZ 4434-B	Rear	AR	E9HZ 4537-H	.467" thick
			AR	E9HZ 4537-J	.470" thick
			AR	E9HZ 4537-K	.474" thick
			AR	E9HZ 4537-L	.478" thick
			AR	E9HZ 4537-M	.482" thick
			AR	E9HZ 4537-N	.483" thick
			AR	E9HZ 4537-P	.484" thick
			AR	E9HZ 4537-R	.485" thick
			AR	E9HZ 4537-S	.486" thick

1990/
TRUCK SERIES 600/900

QTY.	PART NUMBER	DESCRIPTION	QTY.	PART NUMBER	DESCRIPTION
ROCKWELL (TIMKEN) RP23160 REAR AXLE SERVICE PARTS LIST NO. 29 — Cont'd (LOCKING)					
7	E7HZ 4545	Washer	1	E9HZ 4569-A	Clutch collar (main diff. lock)
12	E7HZ 4545-A	Power divider oil filter shield bolt	1	E8HZ 4571-A	Jam nut (diff. shift fork adjusting bolt)
	E9HZ 4545-A	Differential case bolt—also serviced in assy.—group 4204		4573	Seal assy.
5	E8HZ 4545	Washer	1	E5HZ 4573-A	Input shaft
8	E8HZ 4545-A	Drive pinion bearing retainer bolt	1	E4HZ 4573-A	Thru shaft
7	E7HZ 4560-A	Power divider diff. case bolt	1	E9HZ 4579-A	Shaft (power divider thru shaft)
5	E8HZ 4560-A	Bolt (power divider oil filter shield)	1	E9HZ 4A581-A	Pump assy. (power divider lube)
6	E8HZ 4560-B	Bolt (drive pinion bearing retainer to carrier)	1	E8HZ 4585-A	Bolt (differential shift fork adjusting)
2	E9HZ 4N560-A	Bolt (power divider lube pump)	1	E8HZ 4586-A	Washer (drive pinion nut)
6	E9HZ 4P560-A	Dowel (power divider lube pump locating)	1	E9HZ 4586-A	Spacer (drive pinion transfer gear)
1	E8HZ 4565-B	Washer (power divider lube pump bolt)	1	4616	Cup (driving pinion bearing)
	4565	Push rod (inter axle)	1	B8QH 4616-B	Inner—# H-715311
1	E8HZ 4565-B	Diff. lock shift—located on diff lock side of carrier	1	8Q 4628-A	Outer—# 65500
1	E8HZ 4565-D	Diff. shift—located on air chamber side of carrier	1	E7HZ 4621-B	Cone and roller (power divider input shaft front)
1	E8HZ 4K565-A	Pin (diff. lockout shift push rod)	1	CITT 4628-A	Cup (power divider input shaft bearing front)—# HM-813810
	4567	Snap ring (thru shaft rear bearing)		4628	Refer to group 4616 within parts list
1	D8HZ 4567-B	Selective .155" thick		4630	Cone and roller (driving pinion)
1	D8HZ 4567-C	.159" thick	1	CITT 4630-B	Inner—# H-715343
1	D8HZ 4567-D	.161" thick	1	8Q 4630-A	Outer—# 65237
1	D8HZ 4567-E	.164" thick	1	E8HZ 4675-A	Retainer (drive pinion oil seal)
1	D8HZ 4567-F	.167" thick		4851	Refer to group 4351 within parts list
1	D8HZ 4567-G	.170" thick	1	E9HZ 4982-A	Bolt and nut kit (driving gear)
1	D8HZ 4567-H	.173" thick	Consists of		
1	D8HZ 4567-J	.176" thick	12-MWA516	Washer	12-41X1276 Bolt
1	D8HZ 4567-K	.179" thick	12-40X1182	Nut	
1	D8HZ 4567-L	.182" thick	2	D3HZ 7169-A	Cup (power divider thru shaft)—# JLM-104910—also serviced in assy.—group 4477
1	E9HZ 4567-A	Snap ring			
1	E8HZ 4567-B	Input shaft			
		Thru shaft			
ROCKWELL (TIMKEN) RR23160 REAR AXLE SERVICE PARTS LIST NO. 30 (LOCKING)					
1	E9HZ 4010	Housing assy.		4209	Ring gear and pinion kit—incl. locknut — Cont'd
1	E9HZ 4010-H	# C3-3121-S-1345-Hendrickson beam suspension—w/o transverse torque rod	1	E9HZ 4209-K	3.73 ratio
1	E9HZ 4010-J	# C4-3121-S-1345-Hendrickson beam suspension—w/transverse torque rod	1	E9HZ 4209-L	3.91 ratio
1	E3HZ 4N025-A	Plug (heat indicator)—1/2"—14 x 9/16"	1	E9HZ 4209-M	4.10 ratio
1	E8HZ 4K046-A	Plug (differential cylinder cover)	1	E9HZ 4209-N	4.30 ratio
1	E9HZ 4K052-A	Cover (differential cylinder)	1	E9HZ 4209-P	4.56 ratio
2	E7HZ 4067-L	Adjuster (differential bearing)	1	E9HZ 4209-R	4.89 ratio
1	E9HZ 4K073-A	Gasket (differential cylinder cover)	1	E9HZ 4209-S	5.38 ratio
1	E8HZ 4K078-A	Switch (differential lockout sensor)	1	E9HZ 4209-T	5.63 ratio
2	E8HZ 4A095-A	Pin (differential shift fork)	1	E7HZ 4211-D	Shaft (pinion)
1	E9HZ 4141-C	Carrier assy. (differential)—# A2-V-1660	12	E9HZ 4216-A	Bolt (differential case)—also serviced in assy.—group 4204
2	E7HZ 4143-D	Lock (differential bearing adjuster)	2	E7HZ 4221-E	Cone and roller (differential bearing)—# X32021X
1	E8HZ 4K198-A	Bolt (diff. cylinder cover manual adjustment)	2	E7HZ 4222-D	Cup (differential bearing)—# Y32021X
	4200	Differential assy.—refer to group in Section 40	2	E7HZ 4228-D	Washer (diff. side gear thrust)—also serviced in kit—group 4237
1	E8HZ 4K201-A	Nut (differential lockout sensor switch)	4	E7HZ 4230-D	Washer (differential pinion thrust)—also serviced in kit—group 4237
	4204	Case assy (differential)—includes 12 bolts and washers	2	C5TZ 4A230-A	Gasket (housing plug)—5/16" I.D. x 5/8" O.D.
1	E9HZ 4204-G	3.42 thru 3.73 ratios	2	356184-S(XX-113)	Washer (housing plug gasket bolt)—5/16"
1	E9HZ 4204-H	3.91 thru 4.56 ratios	2	D8HZ 4A322-C	Bolt (housing plug gasket)—5/16"—18 x 1"
1	E9HZ 4204-J	4.89 thru 5.63 ratios		4234	Shaft
1	E9HZ 4209	Ring gear and pinion kit—incl. locknut	1	E9HZ 4234-B	R.H.
1	E9HZ 4209-H	3.42 ratio	1	E9HZ 4234-M	L.H.
1	E9HZ 4209-J	3.58 ratio			

1990/
TRUCK SERIES 600/900

QTY.	PART NUMBER	DESCRIPTION	QTY.	PART NUMBER	DESCRIPTION
ROCKWELL (TIMKEN) RR23160 REAR AXLE SERVICE PARTS LIST NO. 30 — Cont'd (LOCKING)					
1	E7HZ 4237-G	Gear and pinion kit (differential)	8	E7HZ 4545-A	Washer (drive pinion retainer bolt)
Consists of			12	E9HZ 4545-A	Washer (differential case bolt)-also serviced in assy.-group 4204
2	E7HZ 4228-D	Washer-gear 2-2234-C-1069 Side gear	8	E7HZ 4560-B	Bolt (pinion bearing retainer to carrier)
4	E7HZ 4230-D	Washer-pinion 4-2233-M-1001 Pinion gear	1	E8HZ 4565-B	Push rod (diff. lockout shift)
	4N282	Plug (magnetic)-3/4"-14 x 1 5/16"	1	E8HZ 4K565-A	Pin (diff. lockout shift push rod)
1	D8HZ 4N282-B	Drain	1	E9HZ 4569-A	Clutch collar (differential)
1	D8HZ 4N282-B	Filler	1	E7HZ 4614-F	Retainer assy. (drive pinion)-includes E7HZ 4616-A inner cup #9220 and CITT 4628-A outer cup #HM813810
1	E7HZ 4320-D	Nut (drive pinion flange)-self-locking-also serviced in kit-group 4209		4616	Cup (driving pinion bearing)-also serviced in assy.-group 4614
	4323	Bolt (carrier to housing)	1	E7HZ 4616-A	Inner #9220
8	D7HZ 4323-A	5/8"-11 x 1 3/4"	1	CITT 4628-A	Outer #HM813810
4	E7HZ 4323-C			4621	Cone and roller (driving pinion)
12	CITT 4326-B	Washer (carrier to housing)-21/32" I.D. x 1 1/16" O.D. x 3/32" thick	1	E7HZ 4621-C	Inner-#9278
1	E9HZ 4450-C	Fork (differential lockout shift)	1	E7HZ 4621-B	Outer
1	E8HZ 4458-A	Spring (diff. lockout shift lever return)	1	E9HZ 4625-A	Bearing assy. (driving pinion pilot)
1	E8HZ 4497-B	Shift Kit (differential lockout)		4628	Refer to group 4616 within parts list
Consists of				4662	Shim (driving pinion bearing retainer)
4	MWA506P	Washer 4-41X1081 Bolt	AR	E9HZ 4662-A	.003" thick
1	5X888	"O" ring 1-2208-H-944 Gasket	AR	E7HZ 4662-K	.005" thick
1	41X1024	Bolt 1-2230-L-168 Piston	AR	E7HZ 4662-L	.008" thick
1	42X1027	Washer 1-3196-F-32 Tube	AR	E7HZ 4662-M	.020" thick
	4537	Spacer (driving pinion bearing) use in pairs as required	1	E7HZ 4676-A	Seal assy. (drive pinion oil)
AR	E7HZ 4537-AX	.250" thick		4851	Flange assy. (universal joint)-axle end
AR	E7HZ 4537-AY	.251" thick	1	E9HZ 4851-A	1610 size
AR	E7HZ 4537-AZ	.252" thick	1	E9HZ 4851-B	1710 size
AR	E7HZ 4537-BA	.253" thick	1	E7HZ 4859-B	Deflector (drive pinion oil seal)
AR	E7HZ 4537-BB	.254" thick	1	E9HZ 4982-A	Bolt and nut kit (driving gear)
AR	E7HZ 4537-BC	.256" thick	Consists of		
AR	E7HZ 4537-BD	.260" thick	12	MWA516	Washer 12-41X1276 Bolt
AR	E7HZ 4537-BE	.261" thick	12	40X1182	Nut
AR	E7HZ 4537-BF	.262" thick			
AR	E7HZ 4537-BG	.263" thick			

1990/
TRUCK SERIES 600/900

YEAR	MODEL/RESTRICTIONS	PART NUMBER	DESCRIPTION	QTY.
4A002 SPACER (REAR AXLE TORQUE ARM BRACKET)-Unless listed improvise				
90	CLT-CT-FT-LNT-LT-LTA-LTS800/900 -- w/Hendrickson beam suspension	C4TZ 4A002-A		AR
90	CFT-CLT-LNT-LT-LTL900 -- w/Hendrickson 4 spring suspension	E4HZ 4A002-A		AR
		58731-S2	(B-144-C) Bolt (spacer and torque rod to hanger bracket)-5/8"-11 x 4 1/2"	8
		44881-S2	(X-40-G) Flatwasher (spacer and torque rod to hanger bracket)-5/8"	16
		34991-S2	(M-89-GH) Nut (spacer and torque rod to hanger bracket)-5/8"-11	8
4004-6 AXLE ASSY. (REAR) - Refer to Rear Axle Parts List Section 40, page 1				
4K007 Refer to group 4831				
4010 Refer to Rear Axle Parts List Section 40, page 1				
4022 VENT (REAR AXLE HOUSING)				
90	All	B7T 7034-A	3/8"-18 x 1 7/16"-use w/Rockwell axles- exc. H601,P601	1
4026-33 Refer to Rear Axle Parts List Section 40, page 1				
4035 Refer to Rear Axle Parts List Section 40, page 1				
4038 Refer to group 4062				
4040 Refer to Rear Axle Parts List Section 40, page 1				
4043 PIPE ASSY. (REAR AXLE CONTROL VALVE TO INTAKE MANIFOLD) - Improvise from bulk tubing (2269)				
4044-51 Refer to Rear Axle Parts List Section 40, page 1				
4052 Refer to group 4062				
4053-6 Refer to Rear Axle Parts List Section 40, page 1				
4W057 SWITCH ASSY. INTER AXLE DIFFERENTIAL LOCKOUT				
90	CFT800	E8HZ 4W057-A	Dash panel mounted locks axles front to rear	1
4W058 SWITCH ASSY. CROSS AXLE DIFFERENTIAL LOCKOUT				
90	CFT800	E8HZ 4W058-A	Dash panel mounted locks axles wheel to wheel (right to left)	1
4W060 Refer to group 4612				
4061 Refer to group 17A259				

1990/
TRUCK SERIES 600/900

YEAR	MODEL/RESTRICTIONS	PART NUMBER	DESCRIPTION	PARTS LIST NO.	QTY.
4062	SHIFT ASSY. (REAR AXLE TWO SPEED) - Also refer to Rear Axle Parts List Section 40, page 1				
Notes: Δ Parts Lists start at end of this Group ⊕ For electric shift unit repair kits-refer to group 4B062 within this Section					

90	B-C-CF-F-L-LA-LN-LS600/900	E5HZ 4062-A	Electric-#113770 Rockwell axes	Δ1	1
----	----------------------------	-------------	-----------------------------------	----	---

4062	SHIFT ASSY. (REAR AXLE POWER DIVIDER LOCKOUT) - Also refer to Rear Axle Parts List Section 40, page 1				
Notes: Δ Parts Lists start at end of this Group					

QTY.	PART NUMBER	DESCRIPTION	QTY.	PART NUMBER	DESCRIPTION
Parts List No. 1-E5HZ 4062-A			Parts List No. 1-E5HZ 4062-A - Cont'd		
1	E5HZ 4073-A	Gasket (shift motor housing cover)- also serviced in kit-group 4N101	1	E4HZ 4100-A	Shift motor kit (electric shift)
1	E4HZ 4081-A	Plate (cam pin compression spring)- also serviced in kit-group 4N082	Consists of 1-113741 1/4 oz. lube 1-113768 Motor		
1	E5HZ 4N081-A	Slide block and shaft assy. (shift assy.)	1	E5HZ 4N101-A	Cover kit (shift motor housing)
1	E4HZ 4082-A	Housing base (shift assy.)	Consists of 1-E5HZ 4073-A Gasket 1-113771 Rtv. gasket 1-113767 Cover		
1	E4HZ 4N082-A	Motor housing kit (shift assy.)	Consists of 1 E4HZ 4107-A Circuit board kit (electric motor)		
Consists of 1-113702 Motor 1-E4HZ 4081-A Plate			Consists of 1-113703 Circuit board 1-113773 Washer 1-113772 Locknut		
2	E4HZ 4085-A	Cam pin (drive gear)-also serviced in kit-group 4N094	3	E4HZ 4A196-A	Screw (shift motor to motor housing)- no. 10-24 x 3/4" long
1	E4HZ 4N094-A	Drive gear kit (shift assy.)	4	E4HZ 4N332-A	Screw (base housing to motor housing)- 1/4"-20 x 1 1/4" long
Consists of 1-113717 Gear assy. 1-113756 Shaft 2-E4HZ 4085-A Cam pin 1-113772 Locknut circuit board 1-113729 Locknut shaft 1-113773 Washer circuit board 1-113741 1/4 oz. lube 1-113774 Washer shaft			4	E4HZ 4N332-B	Screw (motor housing cover)- no. 10-24 x 15/16" long

YEAR	MODEL/RESTRICTIONS	PART NUMBER	DESCRIPTION	QTY.
4W062 HOSE ASSY. REAR AXLE DIFFERENTIAL LOCK				
90	CFT800	E8HZ 4W062-A	32" long-1/4" (NPTF)-male fitting both ends-attaches to solenoid valve on cross member to rear axle	1
90	CFT800		attaches to solenoid valve on side member to forward axle	1
90	CFT800	E8HZ 4W062-B	40 9/16" long 3/4"-16 and 1/4"-18 one end female fitting-one end male fitting-attaches to solenoid valve on cross member to forward axle	1
90	CFT800 - - Hendrickson 4 spring susp.	U350586-S101	(II-160-AA) elbow to connect hose to tee at crossmember	1
90	CFT800 - - Hendrickson 4 spring and RTE susp.	U350551-S101	(II-273-E) tee attach hose to valve at crossmember	1
90	CFT800 - - Hendrickson 4 spring and RTE susp.	U800990-S100	(AG-174-E) clip retain forward and rear hose at forward axle	1

**1990/
TRUCK SERIES 600/900**

YEAR	MODEL/RESTRICTIONS	PART NUMBER	DESCRIPTION	QTY.
4067-71	Refer to Rear Axle Parts List Section 40, page 1			
4072-4	Refer to group 4062			
4077 BRACKET (REAR AXLE CONTROL VALVE MOUNTING)				
90	CT-LNT-LT-LTA-LTL-LTS800/900	59T 4077-M	Power divider	1
		31478-S7	(U-350)-screw -bracket-No. 14 x 5/8"	2
		20349-S7-8	(B-170)-Bolt-hex, head-3/8"-24 x 5/8"	1
4078 KNOB and WIRE ASSY. (REAR AXLE COVER)				
90	CT800	C3TZ 4078-A	67 7/8" long	1
4078 SWITCH ASSY. (REAR AXLE SHIFT CONTROL)				
90	B-C-F-FT-L-LN600/900	8QH 4078	*SW 1535-Electric shift-on gearshift lever	1
90	CT-LNT-LT-LTA-LTL-LTS800/900	C7TZ 4078-A	Air shift-valve assy.-2 speed shift control-gearshift knob	1
90	FT800	* 4078	Refer to group 15443	1
4081-2	Refer to group 4062			
4N081-2	Refer to group 4062			
4085-6	Refer to group 4062			
4087 ELBOW (BRAKE BOOSTER 45°)				
90	B-F600/750,C600/900,CT800/900	59T 4087-M	Vacuum connection-3/8" pipe thread-1/2" hose	1
4090 HOSE (REAR AXLE) - Also refer to group 2269				
90	All	C9PZ 4090-G	*KK7 -11/32" I.D. x 11/16" O.D.-50 ft. roll	AR
		D6HZ 4090-A	*KK8 - 3/8" I.D. x 13/16" O.D.-25 ft. roll	AR
		C9PZ 4090-F	*KK6 - 15/32" I.D. x 13/16" O.D. -50 ft. roll	AR
		C9PZ 4090-E	*KK5 - 1/2" I.D. x 15/16" O.D. - 50 ft. roll	AR
		C9PZ 4090-C	*KK3 - 3/4" I.D. x 29/32" O.D.-10 ft. roll	AR
		358236-S	(II-5)-nipple (manifold to check valve hose)-brass-3/8"-18 x 1 15/16"	1
		A8T 2328-A	Elbow (hose to reserve tank)-1/2" pipe thread	1
		353651-S	(II-20)-elbow (hose to manifold)-3/8" hose Elbow (hose to lockout cylinder)	1 1
		371323-S	(II-21)-elbow (hose to vacuum check valve)-3/8"-18 x 1/2" hose	1
		378426-S	(II-32-K)-elbow-90° hose to booster check valve	1
		374174-S	(II-146-K)-tee (booster hose to check valve)-3/8" x 1/8" x 1/2" tube	1
		373916-S	(II-146-C)-tee (booster hose to check valve)-3/4" x 3/4" x 1/2" tube	1
		358296-AS	(II-99)-tee-hose-3 way-1/2" hose	1
		358243-S	(II-48)-reducer (check valve to booster tube to booster)-1/2" to 3/8" pipe	1
4091 BRACKET (REAR AXLE CONTROL SWITCH WIRING) - Unless listed improvise				
90	B-C-F-FT-L-LN-LS600/900 - - with 2 speed axle	8QH 4091		1
		304720-S36	(B-55-B) Bolt (bracket to retainer)-5/16"-18 x 1 1/4"	1
		34661-S8	(M-107-F) Nut & washer assy. (bracket to retainer)-5/16"-18	1
4092-4	Refer to group 4062			
4N094	Refer to group 4062			

1990/
TRUCK SERIES 600/900

YEAR	MODEL/RESTRICTIONS	PART NUMBER	DESCRIPTION	QTY.		
4100-7	Refer to group 4062					
4108-4125	Refer to Rear Axle Parts List Section 40, page 1					
4126	SWITCH ASSY. (REAR AXLE SHIFT CONTROL)					
90	CF600/800 -- M/T	E6HZ 4126-B	Use w/Rockwell 2 speed axles	1		
90	CF600/800 -- A/T	E7HZ 4126-A	Use w/Rockwell 2 speed axles	1		
4A126	BUSHING (REAR AXLE TORQUE ARM ADJUSTMENT)					
90	CLT900 -- w/tandem axle and Reyco suspension-field fix 996-HT	E1HZ 4A126-A	Aluminum bushing-used on center and forward hangers-1 1/2" O.D. x 3 1/4" long	4		
4127-4129	Refer to Rear Axle Parts List Section 40, page 1					
4A130	Refer to group 4062					
4139-56	Refer to Rear Axle Parts List Section 40, page 1					
4A156	RELAY ASSY. (REAR AXLE SHIFT CONTROL)					
90	FT-L-LN-LNT-LT-LTL600/900 -- w/two speed axle-electric shift	DOTZ 4A156-B		2		
90	CF600/800	E7HZ 4A156-A		1		
4159-61	Refer to Rear Axle Parts List Section 40, page 1					
4A163	BRACKET (REAR AXLE SHIFT CONTROL VALVE) - Improve					
4166-8	Refer to Rear Axle Parts List Section 40, page 1					
4A190-2	Refer to group 4062					
4190-95	Refer to Rear Axle Parts List Section 40, page 1					
4A196-8	Refer to group 4062					
4200	DIFFERENTIAL ASSY. - Refer to Section 40, page 1					
GEAR STAMPED	PINION STAMPED	GEAR RATIO	NO. OF TEETH	PARTS LISTS	QTY.	PART NUMBER
4209-4309 RING GEAR and PINION KIT (REAR AXLE MATCHED SET) - LISTED NUMERICALLY BY STAMPED NUMBER ON RING GEAR - Also refer to Rear Axle Parts List Section 40, page 1						
37376	38609	5.29	37-7	2,4	1	E3HZ 4209-AS
37382	38601	4.33	39-11	2,4	1	E3HZ 4209-AN
37392	38607	4.88	39-8	2,4	1	E3HZ 4209-AR
37396	37579	5.29	37-7	1,3,5	1	D7HZ 4309-E
37398	37399	4.88	39-8	1,3,5	1	D7HZ 4309-D
37404	37405	4.33	39-9	1,3,5	1	D7HZ 4309-B
37540	37577	4.63	37-8	1,3,5	1	D7HZ 4309-C
37566	38605	4.63	37-8	2,4	1	E3HZ 4209-AP
38002	38003	3.90	39-10	1,5	1	E3HZ 4309-AA
38520	38597	3.90	39-10	2,4	1	E3HZ 4209-AL
38730	38731	4.10	41-10	2,4	1	E4HZ 4209-AA
38774	38775	4.10	41-10	7	1	E9HZ 4209-W
38822	38823	5.86	41-7	2,4	1	E4HZ 4209-W
38824	38825	5.86	41-7	1,3,5	1	E4HZ 4309-J
38828	38829	6.14	43-7	2,4	1	E4HZ 4209-X
38830	38831	6.14	43-7	1,3,5	1	E4HZ 4309-K
38836	38837	4.10	41-10	1,3,5	1	E4HZ 4309-B
38838	39107	3.42	41-12	14	1	E7HZ 4209-BP

1990/
TRUCK SERIES 600/900

GEAR STAMPED	PINION STAMPED	GEAR RATIO	NO. OF TEETH	PARTS LISTS	QTY.	PART NUMBER
4209-4309 RING GEAR and PINION KIT (REAR AXLE MATCHED SET) - LISTED NUMERICALLY BY STAMPED --- Cont'd						
NUMBER ON RING GEAR - Also refer to Rear Axle Parts List Section 40, page 1						
38840	39105	3.91	43-11	14	1	E7HZ 4209-BT
38842	39101	4.56	41-9	14	1	E7HZ 4209-BX
38928	38927	5.86	41-7	6,7	1	E8HZ 4209-R
38998	38989	3.73	41-11	7	1	E9HZ 4209-V
38990	38991	4.56	41-9	7	1	E7HZ 4209-B
38992	38993	4.88	39-8	6,7	1	E7HZ 4209-C
38994	38995	5.13	41-8	7	1	E7HZ 4209-CM
39090	39103	4.30	43-10	14,18	1	E7HZ 4209-BW
39112	39111	3.73	41-11	14,18	1	E7HZ 4209-BS
39114	39113	4.10	41-10	14,18	1	E7HZ 4209-BV
39168	39169	3.73	41-11	2,4	1	E4HZ 4209-Z
39170	39171	3.73	41-11	1,3	1	E4HZ 4309-A
39434	39435	5.38	43-8	14,18	1	E7HZ 4209-BZ
39436	39437	3.58	43-12	14,18	1	E7HZ 4209-BR
39490	39491	5.63	45-8	14,18	1	E7HZ 4209-CA
39492	39493	4.89	37-8	14,18	1	E7HZ 4209-BY
39496	39497	7.17	43-6	6,7	1	E7HZ 4209-E
39498	39499	6.14	43-7	6,7	1	E7HZ 4209-D
39502	39503	4.30	43-10	6,7	1	E7HZ 4209-A
39634	39637	3.42	41-12	21,23,25	1	E9HZ 4209-D
39638	39645	3.73	41-11	11,16,21,23,25	1	E9HZ 4209-F
39638	39647	3.73	41-11	9	1	E9HZ 4209-X
39640	39649	4.10	41-10	272,279,284,289,291	1	E7HZ 4209-AG
39640	39651	4.10	41-10	9	1	E7HZ 4209-M
39646	39661	4.88	39-8	11,16,21,23,25	1	E7HZ 4209-AJ
39646	39663	4.88	39-8	9	1	E7HZ 4209-P
39648	39665	5.29	37-7	11,16,21,23,25	1	E7HZ 4209-AK
39648	39667	5.29	37-7	9	1	E7HZ 4209-R
39650	39669	6.14	43-7	21,23,25	1	E9HZ 4209-G
39652	39673	7.17	43-6	11,16,21,23,25	1	E7HZ 4209-AP
39652	39675	7.17	43-6	9	1	E7HZ 4209-W
39658	39875	3.42	41-12	27,29	1	E9HZ 4309-N
39660	39877	3.58	43-12	27,29	1	E9HZ 4309-P
39662	39879	3.73	41-11	27,29	1	E9HZ 4309-R
39664	39889	4.89	44-9	27,29	1	E9HZ 4309-X
39666	39893	5.38	43-8	27,29	1	E9HZ 4309-Y
39672	39895	5.63	45-8	27,29	1	E9HZ 4309-Z
39698	39755	4.56/6.36	41-9	8	1	E7HZ 4209-F
39700	39757	4.88/6.80	39-8	8	1	E7HZ 4209-G
39702	39759	5.38/7.50	43-8	8	1	E7HZ 4209-H
39704	39761	6.14/8.57	43-7	8	1	E7HZ 4209-J
39706	39763	6.83/9.53	41-6	8	1	E7HZ 4209-K
39730	39683	4.56/6.36	41-9	10	1	E7HZ 4209-Z
39732	39685	4.88/6.80	39-8	10	1	E7HZ 4209-AA
39738	39693	5.86/8.17	41-7	10	1	E8HZ 4209-W
39734	39689	5.38/7.50	43-8	10	1	E7HZ 4209-AB
39740	39695	6.14/8.57	43-7	10	1	E8HZ 4209-X
39742	39697	6.50/9.07	39-6	10	1	E7HZ 4209-AC
39744	39935	6.83/9.53	41-6	10	1	E7HZ 4209-AD
39746	39937	7.17/10.0	43-6	10	1	E7HZ 4209-AE
39766	39939	3.91/5.45	43-11	12	1	E7HZ 4209-AR
39768	39699	4.10/5.72	41-10	12	1	E7HZ 4209-AS
39770	39701	4.56/6.36	41-10	12	1	E7HZ 4209-AT
39772	39703	4.88/6.80	39-8	12	1	E7HZ 4209-AV
39776	39707	5.38/7.50	43-8	12	1	E7HZ 4209-AW
39780	39711	5.86/8.17	41-7	12	1	E8HZ 4209-Z

1990/
TRUCK SERIES 600/900

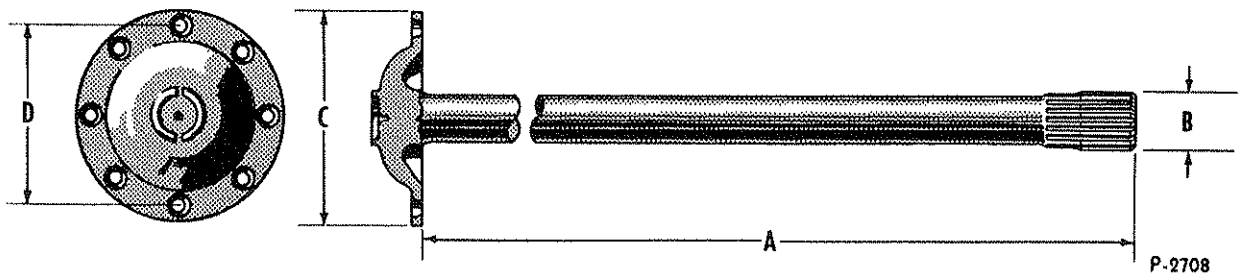
GEAR STAMPED	PINION STAMPED	GEAR RATIO	NO. OF TEETH	PARTS LISTS	QTY.	PART NUMBER
4209-4309 RING GEAR and PINION KIT (REAR AXLE MATCHED SET) - LISTED NUMERICALLY BY STAMPED - Cont'd						
NUMBER ON RING GEAR - Also refer to Rear Axle Parts List Section 40, page 1						
39816	39815	3.42	41-12	19,20,22,24,26	1	E9HZ 4309-A
39820	39819	3.73	41-11	19,20,22,24,26	1	E9HZ 4309-C
39822	39821	4.10	41-10	19,20,22,24,26	1	E9HZ 4309-E
39828	39827	4.88	39-8	19,20,22,24,26	1	E9HZ 4309-G
39830	39829	5.29	37-7	19,20,22,24,26	1	E9HZ 4309-H
39832	39831	6.14	43-7	19,20,22,24,26	1	E9HZ 4309-K
39834	39833	7.17	43-6	19,22,24,26	1	E9HZ 4309-M
39876	39881	3.91	43-11	27,29	1	E9HZ 4309-S
39878	39883	4.10	41-10	27,29	1	E9HZ 4309-T
39880	39885	4.30	43-10	27,29	1	E9HZ 4309-V
39882	39887	4.56	41-9	27,29	1	E9HZ 4309-W
39884	40245	3.91	43-11	13,17,28,30	1	E9HZ 4209-L
39886	40247	4.10	41-10	13,17,28,30	1	E9HZ 4209-M
39888	40233	4.30	43-10	13,17,28,30	1	E9HZ 4209-N
39890	40261	4.56	41-9	13,17,28,30	1	E9HZ 4209-P
39902	40229	3.42	41-12	13,17,28,30	1	E9HZ 4209-H
39904	40259	3.58	43-12	17,28,30	1	E9HZ 4209-J
39906	40231	3.73	41-11	13,17,28,30	1	E9HZ 4209-K
39926	39715	6.50/9.07	39-6	12	1	E7HZ 4209-AX
39928	39717	6.83/9.53	41-6	12	1	E7HZ 4209-AY
39930	39719	7.17/10.0	43-6	12	1	E7HZ 4209-AZ
39952	39721	4.10/5.59	41-10	15	1	E7HZ 4209-CC
39954	39931	4.30/5.86	43-10	15	1	E7HZ 4209-CD
39956	39723	4.56/6.22	41-9	15	1	E7HZ 4209-CE
39958	39725	4.88/6.65	39-8	15	1	E7HZ 4209-CF
39962	39727	5.38/7.33	43-8	15	1	E7HZ 4209-CG
39964	39729	5.57/7.60	39-7	15	1	E7HZ 4209-CH
39968	39733	6.14/8.38	43-7	15	1	E7HZ 4209-CJ
39970	39735	6.50/8.86	39-6	15	1	E7HZ 4209-CK
39974	39739	7.17/9.77	43-6	15	1	E7HZ 4209-CL
40012	39999	4.30/6.00	43-10	10	1	E8HZ 4209-V
40014	40001	4.30/6.00	43-10	12	1	E8HZ 4209-Y
40016	40003	5.86/8.17	41-7	8	1	E8HZ 4209-S
40024	40235	4.89	44-9	13,17,28,30	1	E9HZ 4209-R
40030	40027	3.58	43-12	21,23,25	1	E9HZ 4209-E
40048	40043	3.91	43-11	9	1	E7HZ 4209-L
40048	40045	3.91	43-11	11,16,21,23,25	1	E7HZ 4209-AF
40066	40061	4.30	43-10	9	1	E8HZ 4209-T
40066	40063	4.30	43-10	11,16	1	E8HZ 4209-A
40084	40079	4.56	41-9	9	1	E7HZ 4209-N
40084	40081	4.56	41-9	11,16,21,23,25	1	E7HZ 4209-AH
40104	40263	5.38	43-8	13,17,28,30	1	E9HZ 4209-S
40106	40239	5.63	45-8	13,17,28,30	1	E9HZ 4209-T
40110	40241	6.14	43-7	13,17	1	E9HZ 4209-A
40118	40243	6.83	41-6	13,17	1	E9HZ 4209-B
40122	40251	7.17	43-6	13,17	1	E9HZ 4209-C
40138	40133	5.86	41-7	9	1	E7HZ 4209-S
40138	40135	5.86	41-7	11,16,21,23,25	1	E7HZ 4209-AL
40156	40151	6.43	45-7	9	1	E7HZ 4209-T
40156	40153	6.43	45-7	11,16,21,23,25	1	E7HZ 4209-AM
40174	40169	6.83	41-6	9	1	E7HZ 4209-V
40174	40171	6.83	41-6	11,16	1	E7HZ 4209-AN
40288	40287	3.58	43-12	19,20,22,24,26	1	E9HZ 4309-B
40290	40289	3.91	43-11	19,20,22,24,26	1	E9HZ 4309-D
40290	40291	4.30	43-10	19,20,22,24,26	1	E9HZ 4309-F
40294	40293	4.56	41-9	19,20,22,24,26	1	E8HZ 4309-A
40300	40299	5.86	41-7	19,20,22,24,26	1	E9HZ 4309-J
40302	40301	6.43	45-7	19,22,24,26	1	E9HZ 4309-L

1990/
TRUCK SERIES 600/900

4210-7	Refer to Rear Axle Parts List Section 40, Page 1
4221	Refer to Rear Axle Parts List Section 40, page 1 or group 1201
4222	Refer to Rear Axle Parts List Section 40, page 1 or groups 1202,1217,1239
4223-30	Refer to Rear Axle Parts List Section 40, page 1

4234-5 SHAFT ASSY. (REAR AXLE)--Listed by Dimension "A" --Also refer to Rear Axle Parts List Section 40, page 1

SIZE IDENTIFICATION CHART



A	B	S P L I N E S	C	D	S H T O U L D E	PART NUMBER	A	B	S P L I N E S	C	D	S H T O U L D E	PART NUMBER
36 37/64	2 23/64	46	8 3/8	7	8	E9HZ 4234-M	41 1/2	2 7/64	41	8 3/8	7	8	E9HZ 4234-C
37 3/16	2 7/64	41	8 3/8	7	8	E9HZ 4234-K	41 17/32	1 27/32	36	6 1/4	5 1/4	12	E7HZ 4234-E
37 9/32	1 3/4	34	6 1/4	5 5/16	8	E7HZ 4234-A	41 23/32	2 23/64	46	8 3/8	7	8	E9HZ 4234-N
37 3/8	2 7/64	41	8 3/8	7	8	E9HZ 4234-D	41 55/64	2 23/64	46	8 3/8	7	8	E9HZ 4234-P
37 5/8	2	39	6 1/4	5 1/4	12	E9HZ 4234-F	42 1/8	2	39	6 1/4	5 1/4	12	E3HZ 4234-D
37 25/32	2 23/64	46	8 3/8	7	8	E9HZ 4234-R	42 29/32	2 23/64	46	8 3/8	7	8	E9HZ 4234-L
38 1/32	2 3/32	41	8 3/8	7	8	E7HZ 4234-H	43 1/16	2 23/64	46	8 3/8	7	8	E9HZ 4234-B
38 1/32	2 3/32	41	8 3/8	7	8	E8HZ 4234-A	43 1/8	2 7/64	41	8 3/8	7	8	E9HZ 4234-A
38 1/8	2	39	6 1/4	5 1/4	12	E3HZ 4234-E	43 1/8	2 7/64	41	8 3/8	7	8	E9HZ 4234-J
38 19/32	1 3/4	34	6 1/4	5 5/16	8	E7HZ 4234-B	43 35/64	2	39	6 1/4	5 1/4	12	E9HZ 4234-E
38 15/16	2 11/32	46	8 3/8	7	8	E7HZ 4234-L	44	2 3/32	41	8 3/8	7	8	E7HZ 4234-G
40 5/32	2	39	8 3/8	7	8	E9HZ 4234-G	45 9/32	2 11/32	46	8 3/8	7	8	E7HZ 4234-K
40 5/16	1 27/32	36	6 1/4	5 1/4	12	E7HZ 4234-F	45 9/32	2 11/32	46	8 3/8	7	8	E8HZ 4234-B
40 7/16	2 7/64	41	8 3/8	7	8	E9HZ 4234-H							

1990/
TRUCK SERIES 600/900

YEAR	MODEL/RESTRICTIONS	PART NUMBER	DESCRIPTION	QTY.
4236-51	Refer to Rear Axle Parts List Section 40, page 1			

YEAR	MODEL	DESCRIPTION	QTY	INNER	QTY	OUTER
4252 NUT (REAR WHEEL BEARING)						
90	All -- w/13M axles	2 1/4"-16	2	D3HZ 4255-A		
		2 1/4"-16			2	BB 4254
90	All -- w/15M axles	2 1/2"-16	2	B4T 4255-A		
		2 1/2"-16			2	C4TZ 4254-A
90	All -- w/17.5M,19M axles	2 5/8"-12	2	D7HZ 4255-A		
		2 5/8"-12			2	D7HZ 4254-A
90	All -- w/18.5M axles	2 5/8"-12	2	D7HZ 4255-A		
		2 5/8"-12			2	D7HZ 4254-A
90	All -- w/20M,21M,22M,23M axles	3 1/4"-12	2	E7HZ 4254-A		
					2	E7HZ 4254-A
90	All -- w/34M axles	2 5/8"-12	4	D7HZ 4255-A		
		2 5/8"-12			4	D7HZ 4254-A
90	All -- w/38M,40M axles	3 1/4"-12	4	E7HZ 4254-A		
					4	E7HZ 4254-A
90	All -- w/46M axles	3 1/4"-12	4	E7HZ 4254-A		
					4	E7HZ 4254-A

YEAR	MODEL/RESTRICTIONS	PART NUMBER	DESCRIPTION	QTY.
4253-55	NUT (REAR WHEEL BEARING) - Refer to group 4252			

4A254 RETAINER (DRIVE SHAFT UNIVERSAL JOINT SPIDER)				
90	B-C-F-L-LN600/900	E4HZ 4A254-A	Attach 4602 or 4817-7/8" wide x 2 7/8" long x 1 1/16" hole centers-1480 of 1550 size drive lines	AR
		390216-S2	Bolt 3/8"-16 x 1.75"	4
		34987-S2	Nut 3/8"-16 hex p/t grade 8 (M-89-DG)	4
90	B-C-F-L-LN600/900	E4HZ 4A254-B	Attach 4602 or 4817-3/4" wide x 2 25/64" long x 1 51/64" hole centers-1410 drive lines	AR
		390214-S2	Bolt 5/16"-18 x 1.50"	4
		379930-S2	Nut 5/16"-18 hex washer lock (MM-173-JF)	4
90	B-C-CF-F-L-LN600/900	E7HZ 4A254-A	Attach 4602 or 4817-1" wide x 3 7/32" long x 1 1/4" hole centers-1610 drive lines	AR
		★	Bolt attaching-refer to group 4N272	
90	B-C-CF-F-L-LN600/900	E7HZ 4A254-B	Attach 4602 or 4817-1 1/16" wide x 3 23/32" long x 1 13/32" hole centers-1710, 1710 H.D. drive lines	AR
		★	Bolt attaching-refer to group 4N272	

4257-71 Refer to Rear Axle Parts List Section 40, page 1

4N272 BOLT (DRIVESHAFT ATTACHMENT)				
90	B-C-CF-F-L-LT-LS-LTS-LTL-LN-LNT 600/900 -- with 1610 driveline	E7HZ 4N272-A	Attaches driveline front and rear-3/8"-24 x 3/4"	8
90	B-C-CF-F-L-LT-LS-LTS-LTL-LN-LNT 600/900 -- with 1710 or 1710 heavy duty drivelines	E7HZ 4N272-B	Attaches driveline front and rear-1/2"-20 x 1"	8

4273-85 Refer to Rear Axle Parts List Section 40, page 1

1990/
TRUCK SERIES 600/900

YEAR	MODEL/RESTRICTIONS	PART NUMBER	DESCRIPTION	QTY.
4A286 CONNECTOR ASSY. (REAR AXLE AIR SHIFT CONTROL)				
90	CT-FT-LNT-LT-LTA-LTS600/900	C6TZ 4A286-A	2 speed tandem w/air control-incl. 3/8"-24 knurled hex. nut	AR
4287-95 Refer to Rear Axle Parts List Section 40, page 1				
4A296 SLEEVE (REAR AXLE SHIFT CONTROL TUBE) - Improvise from bulk hose (4090)				
4300 Refer to Section 40, page 1				
4301-8 Refer to Rear Axle Parts List Section 40, page 1				
4309 Refer to group 4209				
4A309-26 Refer to Rear Axle Parts List Section 40, page 1				
4A310 CLIP (DRIVE SHAFT UNIVERSAL JOINT BEARING RETAINER LOCK)				
90	C-CF-CL-CLT-CT-L-LN-LNT-LT-LTL-LTS600/900	C8HZ 4A310-C	1610 size	2
90	C-CL-CLT-CT-L-LN-LNT-LT-LTL-LTS600/900	C8HZ 4A310-A	1710 size 1810 size 1760 size	2
4311-34 Refer to Rear Axle Parts List Section 40, page 1				
4N332-6 Refer to group 4062				
4341 Refer to Rear Axle Parts List Section 40, page 1				
4342 Refer to Chart in group 4841				
4A342 SPACER (REAR AXLE STABILIZER BAR LINK) - Improvise				
4343 Refer to Chart in group 4841				
4344-5 Refer to group 4062				
4N345 Refer to group 4062				
4346-51 Refer to Rear Axle Parts List Section 40, page 1				
4351 Refer to Rear Axle Parts List Section 40, page 1				
4357 WEDGE (REAR AXLE SPRING SEAT) - Also refer to group 5A313				
90	C800	C1TT 4357-B	#C1TT 4357-B-1°-6 1/4" long x 3" wide x 3/16" thick large end x 11/16" hole	2
90	C800	C8HZ 4357-A	2° -21" taper-6 1/4" x 3"	2
4358-60 Refer to Rear Axle Parts List Section 40, page 1				
4381 BUSHING (REAR AXLE TORQUE ARM)-Refer to group 5781				

1990/
TRUCK SERIES 600/900

YEAR	MODEL/RESTRICTIONS	PART NUMBER	DESCRIPTION	QTY.
------	--------------------	-------------	-------------	------

APPLICATION CHART

MAIN TRANS.		AUX. TRANS.		ENGINE			SIZE (INCHES)		NOTE	PART NUMBER	CODES		
S P E E D	MODEL	S P E E D	MODEL	C O D E	C Y L.	C.I.D. OR MODEL	YEAR	T Y P E			A	B	S Y S T E M

4385 COUPLING SHAFT (INTER TRANSMISSION)

If stamped identification is known, refer to Section 46.1 Page 6 for cross reference to service part number

Components for complete shaft assemblies are also available for service. When the service part number for the complete shaft assembly is known, the part number of the shaft sub-assembly and related components may be found in the Drive and Coupling Shaft Component Parts List in Section 46.1A.

YEAR	MODEL/RESTRICTIONS	PART NUMBER	DESCRIPTION	QTY.
------	--------------------	-------------	-------------	------

4390-4399 Refer to Rear Axle Parts List Section 40, page 1

4399 Bolt (REAR AXLE POWER DIVIDER SHIFT HOUSING) - Refer to Rear Axle Parts List Section 40, page 1

4399 SCREW (REAR BRAKE ANCHOR PIN)

90	LT-LNT900	D2HZ 4399-A	Used with 16 1/2" x 7"-Rockwell cam brake	1
----	-----------	-------------	---	---

4400-4406 Refer to Rear Axle Parts List Section 40, page 1

4407 TUBE (REAR AXLE LOCKOUT HOSE TO CYLINDER)

Improvise from bulk tubing (2269) - also use 1 piece 87945-S8 fitting

4411-4 Refer to Rear Axle Parts List Section 40, page 1

4415 TUBE (REAR AXLE POWER DIVIDER DIFFERENTIAL LOCKOUT CONTROL VALVE TO DIVIDER FRONT)-

Improvise from bulk tubing (2269)

4416 TUBE (REAR AXLE POWER DIVIDER DIFFERENTIAL LOCKOUT CONTROL VALVE TO DIVIDER REAR)-

Improvise from bulk tubing (2269)

4417-64 Refer to Rear Axle Parts List Section 40, page 1 or group 4062

4465 Refer to Rear Axle Parts List Section 40, page 1

4466 Refer to Rear Axle Parts List Section 40, page 1 or group 4062

4467-79 Refer to Rear Axle Parts List Section 40, page 1

4482 Refer to group 4078

4483 BRACKET (POWER DIVIDER DIFFERENTIAL LOCKOUT CONTROL)-Improvise

4484 VALVE ASSY. (REAR AXLE POWER DIVIDER DIFFERENTIAL LOCKOUT CONTROL)-

Also refer to Rear Axle Parts List Section 40, page 1

90	FT800/900	E3HZ 4484-A	#E3HT 4484-BA-air control	1
90	LNT800,LT-LTA-LTS800/900	DOHZ 4484-A	#DOHA 4484-B-vacuum control	1
90	LNT-LT-LTA-LTL-LTS800/900	★ DOHZ 4484-B	#DOHA 4484-C-air control-single and two speed axes-r/b E3HZ 4484-A	1

4486 TUBE (REAR AXLE POWER DIVIDER DIFFERENTIAL LOCKOUT CONTROL VALVE TO COUPLING HOSE)-

Improvise from bulk tubing (2269)

90	LT-LTA-LTS800/900	357946-S8	(GG-152)-clip (tube to frame)-9/16"	1
90	LT-LTA-LTS800/900		Clip (tube to dash panel)	1
90	LT-LTA-LTS800/900		Clip (tube to brake pedal bracket)	1
90	LT-LTA-LTS800/900		Clip (tube to valve mounting bracket)	1
90	LT-LTA-LTS800/900		Clip (tube to cylinder hose bracket)	1
90	LT-LTA-LTS800/900	20387-S7-8	(B-157)-bolt-clip-5/16"-24 x 7/8"	1
		20347-S8	(B-156)-bolt (clip)-5/16"-24 x 3/4"	1
		33798-S8	(M-62)-nut-5/16"-24	1
		34806-S7	(X-64)-lockwasher-5/16"	1
		353652-S	(II-4)-nipple (tube to valve)	1
		32940-S8	(U-351)-screw (clip to dash panel)-No.14-10 x 3/4"	1
90	LT900	20387-S8	(B-157)-bolt (tube to hose bracket)-5/16"-24 x 1"	1

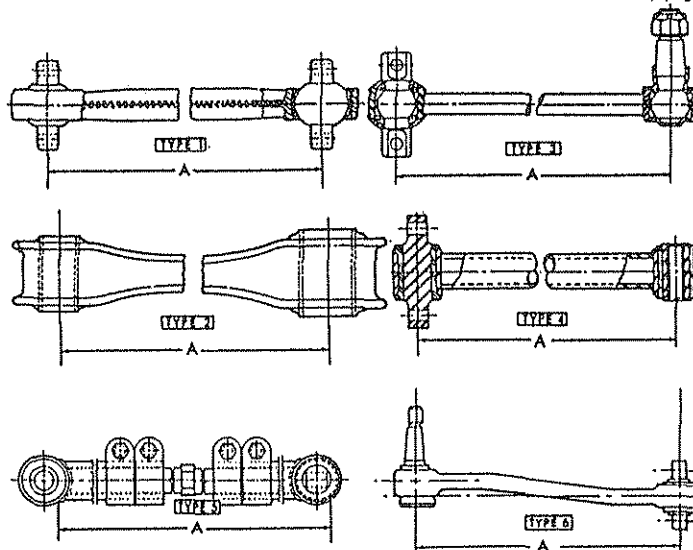
1990/
TRUCK SERIES 600/900

YEAR	MODEL/RESTRICTIONS	PART NUMBER	DESCRIPTION	QTY.
4487	BRACKET (REAR AXLE POWER DIVIDER DIFFERENTIAL LOCKOUT COUPLING HOSE TO CYLINDER HOSE TUBE)-Improvise			
4488-91	Refer to Rear Axle Parts List Section 40, page 1			
4496	TUBE (REAR AXLE POWER DIVIDER DIFFERENTIAL LOCKOUT CONTROL VALVE TO DIVIDER CENTER)-Improvise from bulk tubing (2269)			
4497-4502	Refer to Rear Axle Parts List Section 40, page 1			
4503	KNOB (REAR AXLE POWER DIVIDER LOCKOUT CONTROL)			
90	C-CT800	DOHZ 4503-A		1
90	LNT-LT-LTA-LTL-LTS800/900			1
4505-17	Refer to Rear Axle Parts List Section 40, page 1			
4518	BRACKET (REAR AXLE AIR SHIFT SOLENOID MOUNTING) - Improvise			
4519-22	Refer to Rear Axle Parts List Section 40 page 1			
4523	Refer to Parts List Section 48.1, page 1			
4525-7	Refer to Rear Axle Parts List Section 40, page 1			
4529	BOLT (DRIVE SHAFT UNIVERSAL JOINT)-Also refer to basic 4A254			
90	B-C-F600/800 -- w/1410 u/joints	D8UZ 4529-E	"U" shaped-3/8"-16	AR
		33799-S2	(M-S2-Nut-3/8"-16	AR
		34807-S8	(X-66)-Washer-3/8" lock	AR
90	B-C-F600/800 -- w/1480,1550or 055 U/joints	C1TT 4529-B	"U" shaped-7/16"-20	AR
4531	HOSE ASSY. (REAR AXLE AIR SHIFT CONTROL)			
90	CT800	DITZ 4531-A	34 1/4" long x 3/4" O.D. x 1/4"-18 fittings used rear rear tandem axle	1
90	CT800	D3HZ 4531-A	45 1/4" long x 3/4" O.D. x 1/4" -18 fittings used forward rear tandem axle	1
90	CT-LT-LTA-LTL-LTS800/900	C3TZ 4531-A	24" long-1/4" male fitting each end-Timken tandems	1
4531	HOSE ASSY. (REAR AXLE POWER DIVIDER DIFFERENTIAL LOCKOUT CONTROL VALVE)- Also refer to Group 2078			
90	CT800	C3TZ 4531-A	24" long-1/4" male fitting each end	1
4533	BRACKET (REAR AXLE POWER DIVIDER DIFFERENTIAL LOCKOUT CONTROL VALVE)			
90	CT800 -- w/2 speed axle and air control	DOHZ 4533-A		1
90	CFT800 -- w/Hendrickson beam suspension	E8HZ 4533-A		1
4536-56	Refer to Rear Axle Parts List Section 40, page 1			
4550	Refer to group 4062			
4557	Refer to group 4964			
4558-67	Refer to Rear Axle Parts List Section 40, page 1			
4568	REINFORCEMENT (REAR AXLE TORQUE ARM) - Improvise			
4569-88	Refer to Rear Axle Parts List Section 40, page 1			
4N571	Refer to group 4062			

1990/
TRUCK SERIES 600/900

YEAR	MODEL/RESTRICTIONS	PART NUMBER	DESCRIPTION	QTY.
4602	SHAFT ASSY. (DRIVE) - refer to Section 46.1, page 1.			
4A603	SHAFT ASSY. (DRIVE) - refer to Section 46.1, page 1			
4606	COUPLING SHAFT (INTER TRANSMISSION) - refer to group 4385			
4610	WASHER (REAR AXLE TORQUE ARM RETAINING)			
90	All - w/Hendrickson susp.	C3TZ 4610-A	1 5/16" I.D. x 2 1/4" O.D. x 1/4" thick	2
4611	NUT (REAR AXLE TORQUE ARM RETAINING)			
90	All - w/Hendrickson susp.	C3TZ 4611-A	1 1/4"-12	2
90	All - w/Hendrickson susp.	C3TZ 4611-B	1 1/8"-12	2

4612 ARM (REAR AXLE TORQUE) - For T.S.L. information refer to Section 40, page 1.



P.15236

Type 1-"T" studs either end

Type 2-bushing both ends

Type 3-"T" stud one end, ball type other end

TORQUE ARM IDENTIFICATION CHART

STAMPING NO.	TYPE	PART NUMBER	STAMPING NO.	TYPE	PART NUMBER
88HU 4W060-AA	1	E8HZ 4612-B	E3HT 4962-KA	1	E3HZ 4612-D
D2HS 4962-ATA	1	D7HZ 4612-E	E3HT 4962-NA	1	E3HZ 4612-C
D3HS 4962-MA	1	D7HZ 4612-G	E4HS 4962-KA	1	E9HZ 4612-G
D3HS 4962-UA	1	D8HZ 4612-G	E4HT 4962-DB	5	E4HZ 4612-D
D3HS 4962-VA	1	E3HZ 4612-H	E7HS 4962-AA	3	E8HZ 4612-D
D7HD 4962-AA	1	E9HZ 4612-F	E8HS 4962-YA	1	E9HZ 4612-B
D8HS 4962-BA	1	E3HZ 4612-L	E9HS 4962-DA	1	E9HZ 4612-J
D8HS 4962-CA	1	E3HZ 4612-N	E9HT 4962-BB	1	E9HZ 4612-C
E0HS 4962-BA	1	E3HZ 4612-M	E9HT 4962-CA	1	E9HZ 4612-D
E3HS 4962-BA	1	E9HZ 4612-A	E9HT 4962-LA	3	E9HZ 4612-E
E3HT 4962-BA	1	E3HZ 4612-H	88HU 4962-AA	1	E8HZ 4612-A

YEAR	MODEL	AXLE	NOTE	LOCATION	TYPE	"A" (INCHES)	PART NUMBER	QTY.
4612	ARM (REAR AXLE TORQUE) For T.S.L. information refer to Section 40, page 1 F-Forward R-Rear T-Transverse							
E4-340,E4-380 Hendrickson 4 Spring Suspension w/Fixed Torque Arms								
90	CFT800	All		F	1	15 7/8	E8HZ 4612-A	2
				R	1	21 15/16	E8HZ 4612-B	2
E4-360,E4-400 HENDRICKSON 4 SPRING SUSPENSION								
90	CLT-LNT-LT-LTL900	All		F	1	15 53/64	E9HZ 4612-B	2
				R	1	21 15/16	E9HZ 4612-D	2

1990/
TRUCK SERIES 600/900

YEAR	MODEL	AXLE	NOTE	LOCATION	TYPE	"A" (INCHES)	PART NUMBER	QTY.	
4612 ARM (REAR AXLE TORQUE) For T.S.I. information refer to Section 40, page 1 — Cont'd F-Forward R-Rear T-Transverse									
HA360-HA400 HENDRICKSON AIR SUSPENSION									
90	All	All			F&R	1	15 53/64	E9HZ 4612-B	4
					F-T & R-T	1	22 23/64	E9HZ 4612-J	2
RS400 HENDRICKSON RUBBER SUSPENSION									
90	LNT-LT-LTL-LTS800/900	All			F	1	20 1/2	E3HZ 4612-H	1
					R	1	26	E3HZ 4612-M	1
					F-T	3	20 5/8	E9HZ 4612-E	1
					R-T	3	19 21/32	E8HZ 4612-D	1
RSA400 HENDRICKSON RUBBER SUSPENSION									
90	LNT-LT-LTL-LTS800/900	All			F	1	20 1/2	E3HZ 4612-H	1
					R	1	26	E3HZ 4612-M	1
RS460 HENDRICKSON RUBBER SUSPENSION									
90	LNT-LT-LTL-LTS800/900	All			F	1	21 1/2	D7HZ 4612-G	1
					R	1	27	E3HZ 4612-N	1
					F-T	3	20 5/8	E9HZ 4612-E	1
					R-T	3	19 21/32	E8HZ 4612-D	1
RTE380 HENDRICKSON STEEL EXTENDED LEAF SUSPENSION									
90	CFT800	All			F	1	20	E3HZ 4612-L	1
					R	1	26 1/2	E9HZ 4612-G	1
RT400 HENDRICKSON STEEL SUSPENSION W/52" WALKING BEAM									
90	CLT-FT-LNT-LT-LTL-LTS800/900	All			F	1	20 1/2	E3HZ 4612-H	1
					R	1	26	E3HZ 4612-M	1
					F-T	3	20 5/8	E9HZ 4612-E	1
					R-T	3	19 21/32	E8HZ 4612-D	1
90	CT800	SQ100,SQ100P			F	1	21	D8HZ 4612-G	1
					R	1	25 3/4	E3HZ 4612-C	1
RT400 HENDRICKSON STEEL SUSPENSION W/60" WALKING BEAM									
90	LNT-LT-LTL-LTS800/900	All			F	1	24 1/4	D7HZ 4612-E	1
					R	1	29 1/2	E9HZ 4612-A	1
					F-T	3	20 5/8	E9HZ 4612-E	1
					R-T	3	19 21/32	E8HZ 4612-D	1
RTA400 HENDRICKSON STEEL SUSPENSION									
90	LNT-LT-LTL-LTS800/900	All			F	1	20 1/2	E3HZ 4612-H	1
					R	1	26	E3HZ 4612-M	1
RTE400 HENDRICKSON STEEL EXTENDED LEAF SUSPENSION W/52" WALKING BEAM									
90	CLT-FT-LNT-LT-LTL-LTS800/900	All			F	1	20 1/4	E3HZ 4612-D	1
					R	1	26	E3HZ 4612-M	1
					F-T	3	20 5/8	E9HZ 4612-E	1
					R-T	3	19 21/32	E8HZ 4612-D	1
RTE400 HENDRICKSON STEEL EXTENDED LEAF SUSPENSION W/60" WALKING BEAM									
90	LNT-LT-LTL-LTS800/900	All			F	1	24 1/4	D7HZ 4612-E	1
					R	1	29 1/2	E9HZ 4612-A	1
					F-T	3	20 5/8	E9HZ 4612-E	1
					R-T	3	19 21/32	E8HZ 4612-D	1
RTEA400 HENDRICKSON STEEL EXTENDED LEAF SUSPENSION									
90	LNT-LT-LTL-LTS800/900	All			F	1	20 1/4	E3HZ 4612-D	1
					R	1	26	E3HZ 4612-M	1

1990/
TRUCK SERIES 600/900

YEAR	MODEL	AXLE	NOTE	LOCATION	TYPE	"A" (INCHES)	PART NUMBER	QTY.
4612 ARM (REAR AXLE TORQUE) For T.S.L. information refer to Section 40, page 1 — Cont'd F-Forward R-Rear T-Transverse								
RT460 HENDRICKSON STEEL SUSPENSION W/54" WALKING BEAM								
90	LNT-LT-LTL-LTS800/900	All			F	1	21 1/2	D7HZ 4612-G 1
					R	1	27	E3HZ 4612-N 1
					F-T	3	20 5/8	E9HZ 4612-E 1
					R-T	3	19 21/32	E8HZ 4612-D 1
RT460 HENDRICKSON STEEL SUSPENSION W/60" WALKING BEAM								
90	LNT-LT-LTL-LTS800/900	All			F	1	24 1/4	D7HZ 4612-E 1
					R	1	29 1/2	E9HZ 4612-A 1
					F-T	3	20 5/8	E9HZ 4612-E 1
					R-T	3	19 21/32	E8HZ 4612-D 1
U340 HENDRICKSON STEEL SUSPENSION								
90	CT800	SL100			F	1	21	D8HZ 4612-G 1
					R	1	25 3/4	E3HZ 4612-C 1
90	FT-LNT-LT-LTL-LTS800/900	All			F	1	20 1/2	E3HZ 4612-H 1
					R	1	26	E3HZ 4612-M 1
UE340 HENDRICKSON STEEL EXTENDED LEAF SUSPENSION								
90	CLT-FT-LNT-LT-LTL-LTS800/900	All			F	1	20 1/4	E3HZ 4612-D 1
					R	1	26	E3HZ 4612-M 1
ARD-244-6 NEWAY SUSPENSION								
90	LNT-LT-LTL-LTS900	All			F&R	1	20 1/2	E3HZ 4612-H 2
					F-T	3	20 5/8	E9HZ 4612-E 1
					R-T	3	19 21/32	E8HZ 4612-D 1

YEAR	MODEL/RESTRICTIONS	PART NUMBER	DESCRIPTION	QTY.
4612 ARM (REAR AXLE TORQUE) For T.S.L. information refer to Section 40, page 1 — Cont'd F-Forward, R-Rear, T-Transverse				
90	All - - Hendrickson 4 spring suspension	58731-S2	(B-144-C) Bolt (attach torque arm to hanger bracket)-5/8"-11 x 4 1/2"	8
		44881-S2	(X-40-G) washer (attach torque arm to hanger bracket)-5/8"	16
		34991-S2	(M-89-GH) Nut (attach torque arm to hanger bracket)-5/8"-11	8
90	All - - Hendrickson air suspension	58731-S2	(B-144-C) Bolt (attach torque arm to hanger bracket)-5/8"-11 x 4 1/2"	8
		44881-S2	(X-40-G) washer (attach torque arm to hanger bracket)-5/8"	16
		34991-S2	(M-89-GH) Nut (attach torque arm to hanger bracket)-5/8"-11	8
		*58753-S2	() Bolt (attach torque arm to side member)-3/4"-10 x 5 1/2"	4
		44882-S2	(X-34) washer (attach torque arm to side member)-3/4"	8
		34992-S2	(M-89-HF) Nut (attach torque arm to side member)-3/4"-10	4
		*58752-S2	(B-148-H) Bolt (attach torque arm to axle bracket)-3/4"-10 x 5"	4
		44882-S2	(X-34) Washer (attach torque arm to axle bracket)-3/4"	8
		34992-S2	(M-89-HF) nut (attach torque arm to axle bracket)-3/4"-10	4

1990/
TRUCK SERIES 600/900

YEAR	MODEL/RESTRICTIONS	PART NUMBER	DESCRIPTION	QTY.
4612	ARM (REAR AXLE TORQUE) For T.S.L. information refer to Section 40, page 1 — Cont'd F-Forward, R-Rear, T-Transverse			
90	All -- Hendrickson rubber and steel suspension	381708-S2	(BB-278-JA) Bolt (attach torque arm to crossmember)-5/8"-11 x 6 3/4"	4
		44881-S2	(X-40-G) Washer (attach torque arm to crossmember)-5/8"	8
		34991-S2	(M-89-GH) Nut (attach torque arm to crossmember)-5/8"-11	4
		★58728-S2	(B-144-AB) Bolt (attach torque arm to axle bracket)-5/8"-11 x 3 3/4"	4
		44881-S2	(X-40-G) Washer (attach torque arm to axle bracket)-5/8"	8
		34991-S2	(M-89-GH) Nut (attach torque arm to axle bracket)-5/8"-11	4
		384848-S2	(BB-203-F) Bolt (attach transverse torque arm to sidemember)-3/4"-10 x 6 1/2"	4
		44882-S2	(X-34) Washer (attach transverse torque arm to sidemember)-3/4"	8
		34992-S2	(M-89-HF) Nut (attach transverse torque arm to sidemember)-3/4"-10	4
90	All -- Neway suspension	★388046-S2	(BB-278-JF) Bolt (attach torque arm to crossmember)-5/8"-11 x 8"	4
		44881-S2	(X-40-G) Washer (attach torque arm to crossmember)-5/8"	8
		34991-S2	(M-89-GH) Nut (attach torque arm to crossmember)-5/8"-11	4
		★58728-S2	(B-144-AB) Bolt (attach torque arm to axle bracket)-5/8"-11 x 3 3/4"	4
		44881-S2	(X-40-G) Washer (attach torque arm to crossmember)-5/8"	8
		34991-S2	(M-89-GH) Nut (attach torque arm to axle bracket)-5/8"-11	4
		★58753-S2	() Bolt (attach torque arm to side member)-3/4"-10 x 5 1/2"	4
		44882-S2	(X-34) Washer (attach torque arm to sidemember)-3/4"	8
		34992-S2	(M-89-HF) Nut (attach torque arm to sidemember)-3/4"-10	4
4614-22	Refer to Rear Axle Parts List Section 40, page 1.			
4623	Refer to group 4062			
4624-34	Refer to Rear Axle Parts List Section 40, page 1.			
4635	UNIVERSAL JOINT KIT (DRIVE LINE)			
	Note :	⊕ Industry designation		
90	All -- ⊕6C size U/joint	★ B4TZ 4635-N r/b9372-1146114	Consists of 10 pieces of B4TZ 4635-H joints	
90	All -- ⊕6C/7C size U/joint	★ B4TZ 4635-M r/b9372-1146163	Consists of 10 pieces of B4TZ 4635-G joints	
90	All -- ⊕1610 size U/joint	★ C6TZ 4635-L r/b9234-5-279X	Consists of 25 pieces of D3TZ 4635-A joints	
90	All -- ⊕1650 size U/joint	★ C6TZ 4635-J r/b9234-5-165X	Consists of 25 pieces of C6TZ 4635-E joints	
90	All -- ⊕1710 size U/joint	★ C6TZ 4635-K r/b9234-5-280X	Consists of 25 pieces of C6TZ 4635-F joints	

1990/
TRUCK SERIES 600/900

4635 UNIVERSAL JOINT
For driveshaft model application refer to Section 46.1, page 1. For coupling shaft model application refer to Section 48.1, page 1.
For related seal, shield, lock ring and washer refer to the Universal Joint Related Parts Chart which follows:

UNIVERSAL JOINT RELATED PARTS CHART

U-JT. CODE	PART NUMBER	INDUSTRY DESIGNATION	SEAL	SHIELD	LOCK RING	LOCK PLATE
MECHANICS DESIGN						
8	B4TZ 4635-C	6C	★B5QH 4706-B Not replaced	★B5QH 4708-B Not replaced		2Q 7128-A
DANA (SPICER) DESIGN						
3	B6TZ 4635-B	1410	★B9T 4706-A		D3HZ 4647-A	
5	C1TZ 4635-A	1480	★C1TT 4706-A		★C1TZ 4891-A Not replaced	
12	B6TZ 4635-A	1310	★B9T 4706-B		C3AZ 4891-A	
38	D2HZ 4635-A	1810				

CLEVELAND STEEL DESIGN

Note: † Use 377008-S2 Bolt (5/16"-24 x 11/16")

32	C5TZ 4635-G	055				†C6TZ 4A254-A
----	-------------	-----	--	--	--	---------------

YEAR	MODEL/RESTRICTIONS	PART NUMBER	DESCRIPTION	QTY.
4637	Refer to Rear Axle Parts List Section 40, page 1 & Coupling Shaft Parts List Section 48.1, page 4			
4638-46	Refer to Rear Axle Parts List Section 40, page 1.			
4647	SNAP RING (UNIVERSAL JOINT SPIDER BEARING)-Refer to Universal Joint and Related Parts in group 4635			
4648-76	Refer to Rear Axle Parts List Section 40, page 1			
4690	GUARD (COUPLING SHAFT)-Improvise			
4691	Refer to group 4831			
4695	GUARD (DRIVE SHAFT)-Improvise			
4706	Refer to Universal Joint Related Parts Chart group 4635			
4708	Refer to Universal Joint Related Parts Chart group 4635			
4710	Refer to Slip Yoke Related Parts Chart group 4841			
4712	BEARING (UNIVERSAL JOINT) - Serviced only in assy. - refer to group 4635			
4727	Refer to group 4062			
4728	TUBE (REAR AXLE POWER DIVIDER LOCKOUT INTERMEDIATE)-Improvise from bulk tubing (2269)			
		20347-S8	(B-156)-bolt-hex.-5/16"-24 x 3/4"	4
		20349-S8	(B-170)-bolt-hex.-3/8"-24 x 3/4"	1
		20467-S7	(B-160)-bolt-hex.-5/16"-24 x 1 1/2"	1
		33798-S8	(M-62)-nut-5/16"-24	5
		33800-S8	(M-63)-nut-3/8"-24	1
		357946-S8	(GG-152)-clip-rubberized-3/8"	7
		★372185-S	Clip-tube-3/8"	1
4729	Refer to Rear Axle Parts List Section 40, page 1.			

1990/
TRUCK SERIES 600/900

YEAR	MODEL/RESTRICTIONS	AXLE MODEL	PART NUMBER	DESCRIPTION	QTY.
4730 BUMPER (REAR AXLE)-Also refer to groups 3019-20, 5783					
SINGLE AXLES					
90	B-CF-F-LN600/800	RS17140 RS17220, RS21145, RS21230, RS23160, RS23240	E0HZ 4730-A	#E0HT 4002-AA	2
90	C800	ALL	7EQ 5783		2
90	CL900	ALL	D8HZ 4730-B	#D7HT 4002-AA	2
90	L-LN700/900	ALL	*DOTZ 4730-A	r/b D8HZ 4730-B	2
90	B-CF-F-LN600/800	RS17140, RS17220, RS21145, RS21230, RS23160, RS23240	58635-S2	(B-82-A)-bolt (attach bumper to sidemember)-3/8"-16 x 1 1/4"	4
			44877-S2	(X-24-B)-washer (attach bumper to sidemember)-3/8"	8
			34987-S4	(M-89-CF)-locknut (attach bumper to sidemember)-3/8"-16	4
TANDEM AXLES					
RS400, RSA400, RS460 HENDRICKSON RUBBER SUSPENSION					
90	All	All	E9HZ 4730-A	Front-#E9HT 4730-DA-8 1/2" long	2
		All	E3HZ 4730-D	Rear-#E3HT 4730-EA-7 1/2" long	2
RT380 HENDRICKSON STEEL SUSPENSION w/o 60" WALKING BEAM					
90	CFT800	All	E3HZ 4730-C	#E3HT 4730-DA-8" long	2
RT400 HENDRICKSON STEEL SUSPENSION					
90	CT800	SQ100,SQ100P	E3HZ 4730-D	Front-#E3HT 4730-EA-7 1/2" long	2
			E3HZ 4730-C	Rear-#E3HT 4730-DA-8" long	2
	CLT-FT-LNT-LT-LTL-LTS800/900	All	E9HZ 4730-A	Front-#E9HT 4730-DA-8 1/2" long	2
			E3HZ 4730-C	Rear-#E3HT 4730-DA-8" long	2
RT460 HENDRICKSON STEEL SUSPENSION					
90	LNT-LT-LTL-LTS800/900	All	E9HZ 4730-A	Front-#E9HT 4730-DA-8 1/2" long	2
			E3HZ 4730-C	Rear-#E3HT 4730-DA-8" long	2
RTE400 HENDRICKSON STEEL EXTENDED LEAF SUSPENSION					
90	CLT-FT-LNT-LT-LTL-LTS800/900	All	E9HZ 4730-A	Front-#E9HT 4730-DA-8 1/2" long	2
			* 4730	Rear-refer to group 5875	
U340 HENDRICKSON STEEL SUSPENSION					
90	CT800	SL100,SQ100, SQ100P	E3HZ 4730-D	Front and rear-#E3HT 4730-EA-7 1/2" long	4
			E9HZ 4730-A	Front-#E9HT 4730-DA-8 1/2" long	2
	FT-LNT-LT-LTL-LTS800/900	All	E3HZ 4730-D	Rear-#E3HT 4730-EA-7 1/2" long	2
UE340 HENDRICKSON STEEL EXTENDED LEAF SUSPENSION					
90	CLT-FT-LNT-LT-LTL-LTS800/900	All	E9HZ 4730-A	Front-#E9HT 4730-DA-8 1/2" long	2
			* 4730	Rear-refer to group 5875	
E4-340, E4-380 HENDRICKSON 4 SPRING SUSPENSION					
90	CFT800	All	D1HZ 4730-A	Front and rear	4
RS400,RSA400,RS460 HENDRICKSON RUBBER SUSPENSION					
90	All - non reinforced frame	All	58743-S2	(B-146-H) Bolt (attach bumper to frame)-3/4"-10 x 2 1/2"	AR
	All - reinforced frame	All	383449-S2	(BB-202-B) Bolt (attach bumper to frame)-3/4"-10 x 2 3/4"	AR
	All	All	44882-S2	(X-34) Washer (attach bumper to frame)-3/4"	AR
	All	All	34992-S2	(M-89-HF) Nut (attach bumper to frame)-3/4"-10	AR

1990/
TRUCK SERIES 600/900

YEAR	MODEL/RESTRICTIONS	AXLE MODEL	PART NUMBER	DESCRIPTION	QTY.
4730 BUMPER (REAR AXLE)—Also refer to groups 3019-20, 5783 — Cont'd					
TANDEM AXLES					
RT400, RT460, U340 HENDRICKSON STEEL SUSPENSION					
RTE400, RTE460, UE340 HENDRICKSON STEEL EXTENDED LEAF SUSPENSION					
90	CLT-FT-LNT-LT-LTL-LTS800/900 -- nonreinforced frame	All	58743-S2	(B-146-H) Bolt (attach bumper to frame)-3/4"-10 x 2 1/2"	AR
	CT-FT-LNT-LT-LTL-LTS800/900 -- reinforced frame	All	383449-S2	(BB-202-B) Bolt (attach bumper to frame)-3/4"-10 x 2 3/4"	AR
	CLT-CT-FT-LNT-LT-LTL-LTS800/900	All	44882-S2	(X-34) Washer (attach bumper to frame)-3/4"	AR
	CLT-CT-FT-LNT-LT-LTL-LTS800/900	All	34992-S2	(M-89-HF) Nut (attach bumper to frame)-3/4"-10	AR
E4-340, E4-380 HENDRICKSON 4 SPRING SUSPENSION					
90	CLT-LNT-LT-LTL800/900	SL100,SQ100	389742-S2	(BB-202-AD) Bolt (attach bumper to frame)-3/4"-10 x 2 1/2"	8
			44882-S2	(X-34) Washer (attach bumper to frame)-3/4"	16
			34992-S2	(M-89-HF) Nut (attach bumper to frame)-3/4"-10	8
YEAR	MODEL/RESTRICTIONS	AXLE MODEL	PART NUMBER	DESCRIPTION	QTY.
4731-46	Refer to Rear Axle Parts List Section 40, page 1.				
4747 RETAINER (REAR AXLE SHIFT CONTROL SWITCH)					
90	B-C-F-FT-L-LN600/900 -- with 2 speed axle		EHZ 4747-A		1
4748-49	Refer to group 4062				
4750-91	Refer to Rear Axle Parts List Section 40, page 1.				

1. The first part of the document discusses the importance of maintaining accurate records of all transactions. It emphasizes that proper record-keeping is essential for the integrity of the financial system and for the ability to detect and prevent fraud. The text notes that without reliable records, it would be difficult to verify the accuracy of financial statements and to identify any irregularities.

2. The second part of the document focuses on the role of internal controls in ensuring the accuracy and reliability of financial information. It describes how internal controls are designed to prevent errors and to detect any unauthorized transactions. The text highlights that internal controls are a key component of an organization's risk management strategy and are essential for maintaining the trust of stakeholders.

3. The third part of the document discusses the importance of transparency and accountability in financial reporting. It notes that organizations should provide clear and concise information about their financial performance and should be open to external scrutiny. The text emphasizes that transparency is essential for building trust and for ensuring that the financial system remains fair and equitable.

4. The fourth part of the document discusses the importance of regular audits in ensuring the accuracy and reliability of financial information. It notes that audits provide an independent assessment of an organization's financial statements and can help to identify any weaknesses in internal controls. The text emphasizes that regular audits are essential for maintaining the integrity of the financial system and for ensuring that organizations are held accountable for their financial performance.

HOW TO LOCATE DRIVE LINE PART NUMBERS

1. USE THE DRIVE LINE T.S.L. or STAMPED IDENTIFICATION NUMBER CROSS REFERENCE GUIDE.

Refer to page 6 of this section for a cross reference from stamped numbers on shaft or Truck Specification List (T.S.L.) driveshaft numbers to service part numbers.

2. USE THE DRIVESHAFT APPLICATION CHART.

- a. 1990 CF-CFT600/800 only. Refer to the stamped identification on the shaft and/or to vehicles T.S.L. for all other models.
- b. Manufacturer codes used throughout the chart are cross referenced as follows:

D-Dana	E - Eaton	R - Rockwell (Timken)
--------	-----------	-----------------------
- c. Universal joint, slip yoke and flange yoke codes used throughout the chart are cross referenced to service part numbers on the next page.
- d. The Driveshaft "Types" and the "A" and "B" designations are illustrated on page 5 of this section. Group 4602 is a shaft assy. and incl. the shaft, universal joints and the slip yoke. Group 4605 applies to the driveshaft only as shown on page 5 of this section. Various shafts listed throughout the Drive Line Cross are coded with symbol ϕ . After selecting the part number shown in the Driveshaft Reference Guide refer to page 19 of this section for the appropriate service replacement shaft. The service replacement shaft (4A603) incl. a new slip yoke. Service replacement shafts (4A603) are listed in part number sequence on page 31 of this section. The shaft length and diameter and also the slip yoke are shown for each shaft.
- e. Typical drive line and universal joint illustrations for single and tandem axles are shown on pages 3 and 4 of this section.
- f. Refer to section 46.2 for CF-CFT600/800 usage.

3. USE THE DRIVE and COUPLING SHAFT COMPONENT PARTS LIST.

When the part number for the complete shaft assembly is known, the part number of the shaft sub-assembly and related components may be found in the Drive and Coupling Shaft Component Parts List in section 46.1A.

4. USE THE DRIVE LINE ILLUSTRATIONS.

- a. Refer to the "Typical" drive line illustrations on pages 3 and 4 of this section to obtain a basic group number.
- b. Refer to the group number in the catalog. Determine the part number needed from that group or follow cross references to other groups to determine the part number needed.

5. USE THE ALPHABETICAL INDEX.

- a. Refer to the alphabetical part name index at the beginning of the catalog to obtain a basic group number.
- b. Refer to the group number in the catalog. Determine the part number needed from that group or follow cross references to other groups to determine the part number needed.

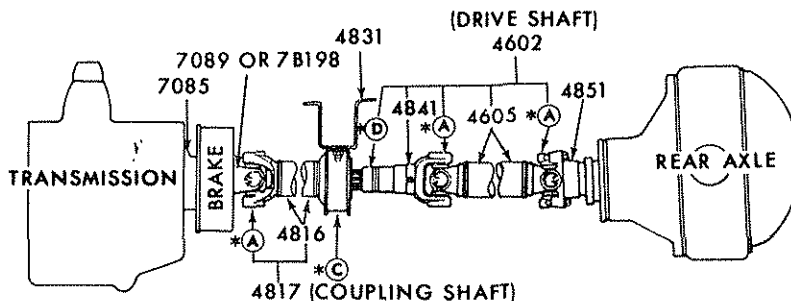
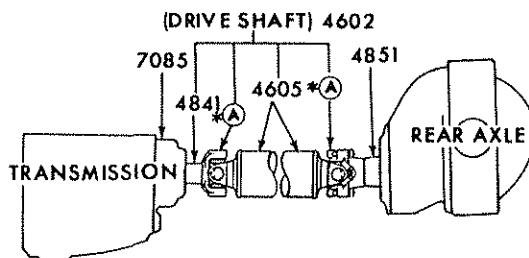
**1990/
TRUCK SERIES 600/900**

UNIVERSAL JOINT CODES Also refer to group 4635 for size identification and related parts

Code	Part Number	Code	Part Number
1	★ B4TZ 4635-K r/bD3HZ 4635-B	39	D3TZ 4635-A
2	★ B8QH 4635-D r/bD3HZ 4635-D	40	D3TZ 4635-B
3	B6TZ 4635-B	41	D3HZ 4635-A
5	C1TZ 4635-A	51	D9HZ 4635-A
16	★ B8QH 4635-C r/bD3HZ 4635-C	52	D9HZ 4635-B
32	C5TZ 4635-G	53	E7HZ 4635-A
38	D2HZ 4635-A	54	E7HZ 4635-B
		55	E8HZ 4635-A
		56	E8HZ 4635-B

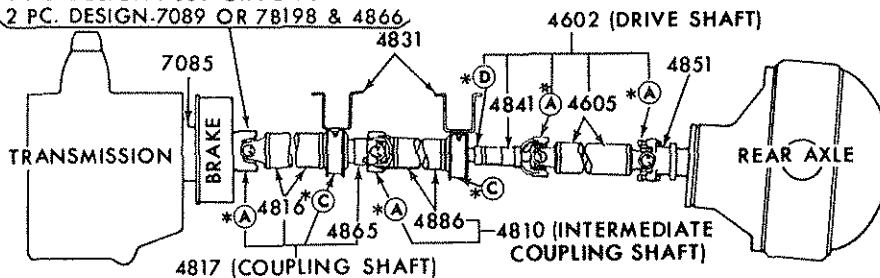
SLIP YOKE CODES Also refer to group 4841 for size identification and related parts

Code	Part Number	Code	Part Number
14	C1TT 4841-F	91	D4HZ 4841-E
17	C1TZ 4841-C	97	D6HZ 4841-A
29	8MTH 4841	107	D9HZ 4841-A
30	TEAA 4841-A	108	D9HZ 4841-B
44	C5TZ 4841-J	109	D8HZ 4841-G
56	C6TZ 4841-M	110	D9HZ 4841-C
57	C6TZ 4841-N	111	D9HZ 4841-D
70	C8HZ 4841-C	113	E1HZ 4841-B
72	D1TZ 4841-A	114	E1HZ 4841-C
74	D0HZ 4841-A	115	E1HZ 4841-D
80	D2HZ 4841-A	116	E1HZ 4841-E
81	D2HZ 4841-B	117	★ E1HZ 4841-A
83	D2HZ 4841-C		Not replaced
85	★ D4HZ 4841-A r/bD4HZ 4841-B	118	E1HZ 4841-F
87	D4HZ 4841-C	119	E3HZ 4841-A
90	D4HZ 4841-D	120	E2HZ 4841-A

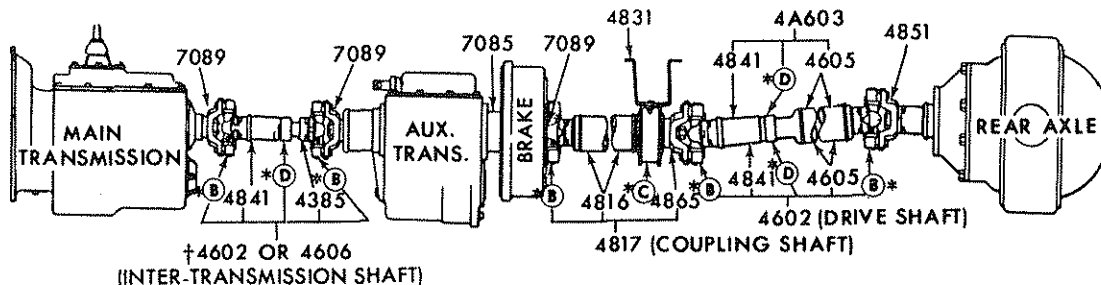
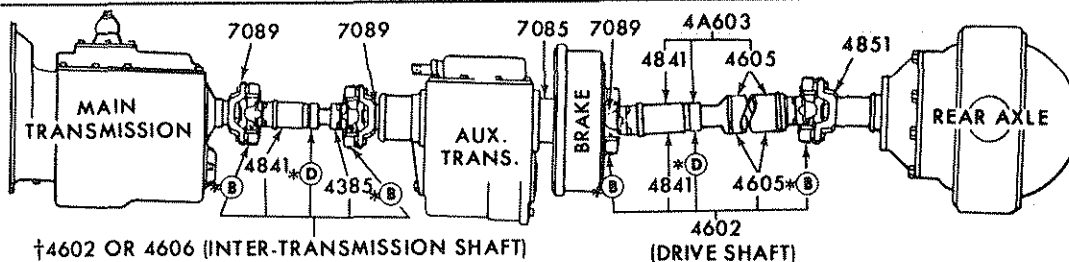


1 PC. DESIGN-7089 OR 7B198

2 PC. DESIGN-7089 OR 7B198 & 4866



SINGLE REAR AXLE WITHOUT AUXILIARY TRANSMISSION



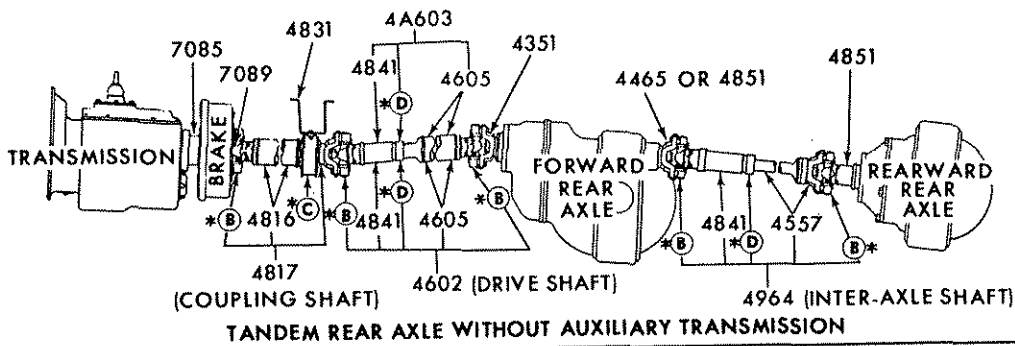
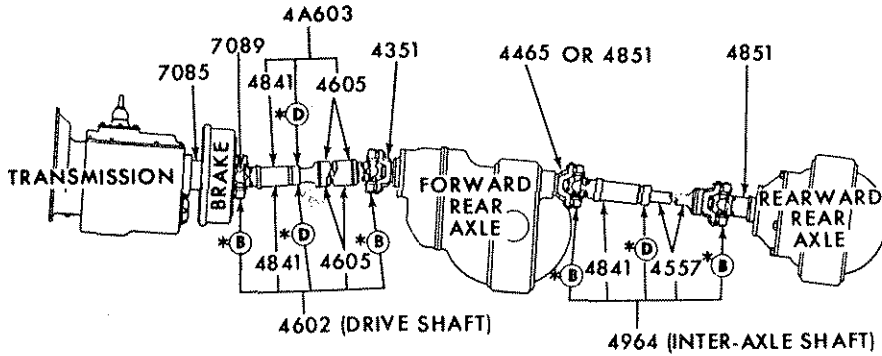
SINGLE REAR AXLE WITH AUXILIARY TRANSMISSION

*REFER TO PAGE 7 FOR ENLARGED VIEWS OF (A) (B) (C) & (D)

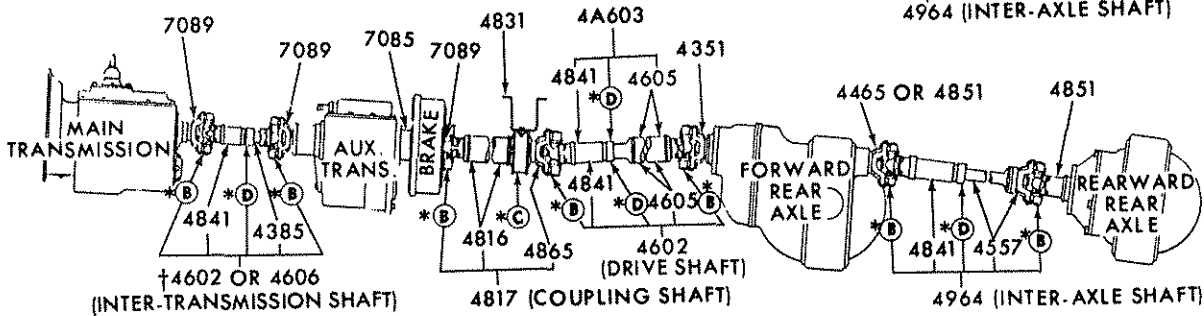
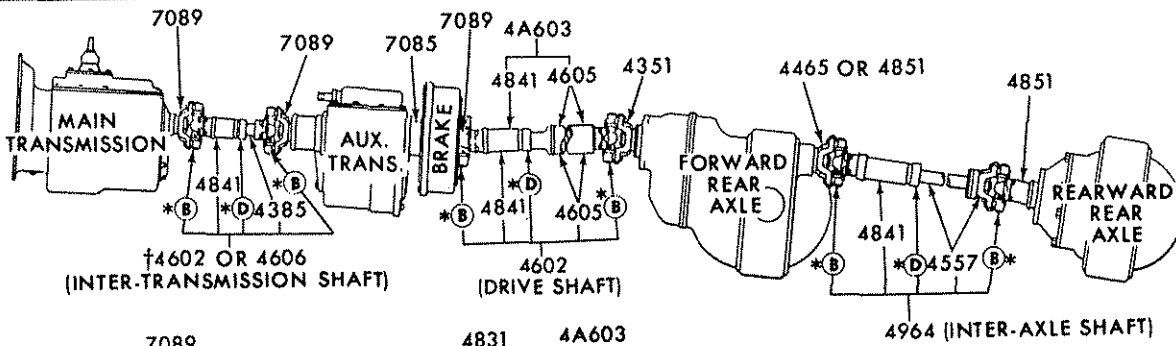
†LISTED IN TEXT GROUP 4385

P-8884

1990/ TRUCK SERIES 600/900



TANDEM REAR AXLE WITHOUT AUXILIARY TRANSMISSION




TANDEM REAR AXLE WITH AUXILIARY TRANSMISSION

*REFER TO PAGE 4 FOR ENLARGED VIEWS OF A (A) (B) (C) & (D)

†LISTED IN TEXT GROUP 4385

SHAFT "TYPE and SIZE" REFERENCE CHART
TYPE 4




SPICER
TYPE 5



FORD OR SPICER OR ALBARUS

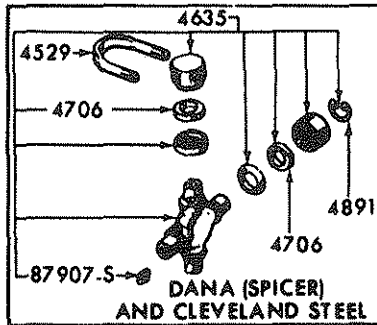
TYPE 22



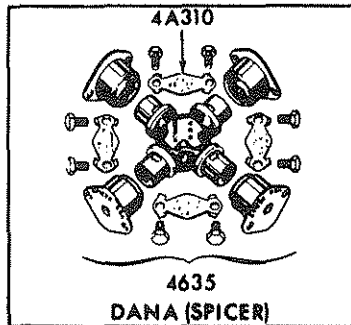
MECHANICS
TYPE 23



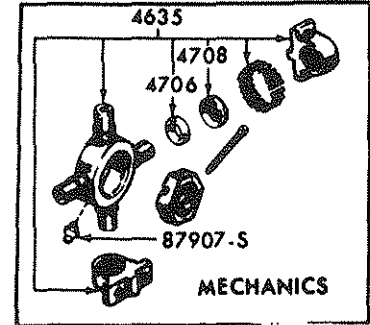
MECHANICS



DANA (SPICER)
AND CLEVELAND STEEL



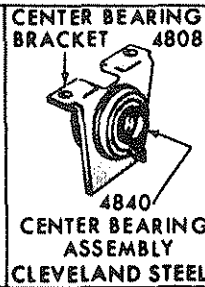
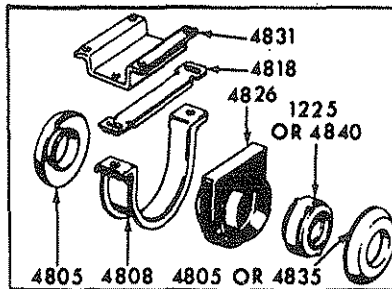
DANA (SPICER)



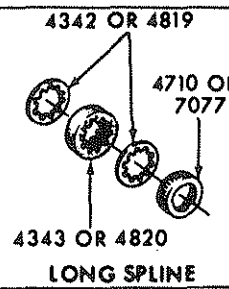
MECHANICS

A

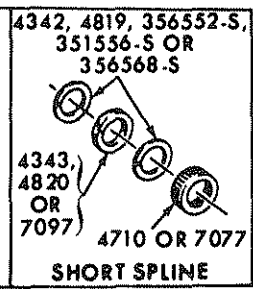
B



CLEVELAND STEEL



LONG SPLINE



SHORT SPLINE

C

D

P-8886

1990/
TRUCK SERIES 600/900

DRIVE LINE CROSS REFERENCE GUIDE

IDENTIFICATION AND/OR T.S.L. NUMBER	▲ CODE		▲ DRIVE SHAFT					IDENTIFICATION AND/OR T.S.L. NUMBER	▲ CODE		▲ DRIVE SHAFT				
	F L A N G E	S L I P	U N I V	J O I N T	T Y P E	SIZE (INCHES)	PART NUMBER		F L A N G E	S L I P	U N I V	J O I N T	T Y P E	SIZE (INCHES)	PART NUMBER

Notes: ‡‡ Indicates Solid Shaft, ▲ Refer to page 1 of this section for explanation of the chart and the codes shown.
† Truck Specification List - incl. in Louisville-built trucks since August 13, 1967

D3HA 4602-BFA	57	40	40	4	41 17/32	4 1/2	★ D3HA 4602-BFA	D4HA 4602-BGA	90	3	3	5	57 13/16	4	★ D4HA 4602-BGA
D3HA 4602-BGA	57	40	40	4	43 1/32	4 1/2	★ D3HA 4602-BGA	D4HA 4602-BHA	90	3	3	5	58 5/16	4	★ D4HA 4602-BHA
D3HA 4602-BJA	57	40	40	4	46 1/32	4 1/2	★ D3HA 4602-BJA	D4HA 4602-BKA	90	3	3	5	66 5/16	4	★ D4HA 4602-BKA
D3HA 4602-BLA	57	40	40	4	49 1/32	4 1/2	★ D3HA 4602-BLA	D4HA 4602-BLA	91	39	39	4	15 1/16	4	★ D4HA 4602-BLA
D3HA 4602-BMA	57	40	40	4	50 17/32	4 1/2	★ D3HA 4602-BMA	D4HA 4602-BMA	91	39	39	4	16 9/16	4	★ D4HA 4602-BMA
D3HA 4602-BNA	57	40	40	4	52 1/32	4 1/2	★ D3HA 4602-BNA	D4HA 4602-BRA	91	39	39	4	19 37/64	4	★ D4HA 4602-BRA
D3HA 4602-BRA	57	40	40	4	53 17/32	4 1/2	★ D3HA 4602-BRA	D4HA 4602-BSA	91	39	39	4	21 1/16	4	★ D4HA 4602-BSA
D3HA 4602-BSA	57	40	40	4	55 1/32	4 1/2	★ D3HA 4602-BSA	D4HA 4602-BTA	85	39	39	4	22 37/64	4	★ D4HA 4602-BTA
D3HA 4602-BYA	57	40	40	4	61 1/32	4 1/2	★ D3HA 4602-BYA	D4HA 4602-BUA	91	39	39	4	24 5/64	4	★ D4HA 4602-BUA
D3HA 4602-BZA	57	40	40	4	62 17/32	4 1/2	★ D3HA 4602-BZA	D4HA 4602-BVA	91	39	39	4	25 37/64	4	★ D4HA 4602-BVA
D3HA 4602-CAA	57	40	40	4	64 1/32	4 1/2	★ D3HA 4602-CAA	D4HA 4602-BYA	91	39	39	4	27 5/64	4	★ D4HA 4602-BYA
D3HA 4602-CHA	80	38	38	4	33 1/32	4 1/2	★ D3HA 4602-CHA	D4HA 4602-BZA	91	39	39	4	28 37/64	4	★ D4HA 4602-BZA
D3HA 4602-CJA	80	38	38	4	34 17/32	4 1/2	★ D3HA 4602-CJA	D4HA 4602-CAA	91	39	39	4	30 5/64	4	★ D4HA 4602-CAA
D3HA 4602-CKA	80	38	38	4	36 1/32	4 1/2	★ D3HA 4602-CKA	D4HA 4602-CBA	91	39	39	4	31 37/64	4	★ D4HA 4602-CBA
D3HA 4602-CLA	80	38	38	4	37 35/64	4 1/2	★ D3HA 4602-CLA	D4HA 4602-CCA	91	39	39	4	33 5/64	4	★ D4HA 4602-CCA
D3HA 4602-CMA	80	38	38	4	39 3/64	4 1/2	★ D3HA 4602-CMA	D4HA 4602-CDA	91	39	39	4	34 37/64	4	★ D4HA 4602-CDA
D3HA 4602-CNA	80	38	38	4	40 35/64	4 1/2	★ D3HA 4602-CNA	D4HA 4602-CEA	91	39	39	4	36 5/64	4	★ D4HA 4602-CEA
D3HA 4602-CRA	80	38	38	4	42 1/32	4 1/2	★ D3HA 4602-CRA	D4HA 4602-CFA	91	39	39	4	37 37/64	4	★ D4HA 4602-CFA
D3HA 4602-CSA	80	38	38	4	43 17/32	4 1/2	★ D3HA 4602-CSA	D4HA 4602-CGA	91	39	39	4	39 5/64	4	★ D4HA 4602-CGA
D3HA 4602-CTA	80	38	38	4	45 3/64	4 1/2	★ D3HA 4602-CTA	D4HA 4602-CHA	91	39	39	4	40 37/64	4	★ D4HA 4602-CHA
D3HA 4602-CUA	80	38	38	4	46 17/32	4 1/2	★ D3HA 4602-CUA	D4HA 4602-CJA	91	39	39	4	42 5/64	4	★ D4HA 4602-CJA
D3HA 4602-CVA	80	38	38	4	48 3/64	4 1/2	★ D3HA 4602-CVA	D4HA 4602-CKA	91	39	39	4	43 37/64	4	★ D4HA 4602-CKA
D3HA 4602-CYA	80	38	38	4	49 17/32	4 1/2	★ D3HA 4602-CYA	D4HA 4602-CLA	91	39	39	4	45 5/64	4	★ D4HA 4602-CLA
D3HA 4602-CZA	80	38	38	4	51 1/32	4 1/2	★ D3HA 4602-CZA	D4HA 4602-CMA	91	39	39	4	46 37/64	4	★ D4HA 4602-CMA
D3HA 4602-DAA	80	38	38	4	52 17/32	4 1/2	★ D3HA 4602-DAA	D4HA 4602-CNA	91	39	39	4	48 5/64	4	★ D4HA 4602-CNA
D3HA 4602-DBA	80	38	38	4	54 3/64	4 1/2	★ D3HA 4602-DBA	D4HA 4602-CRA	91	39	39	4	49 37/64	4	★ D4HA 4602-CRA
D3HA 4602-DCA	80	38	38	4	55 35/64	4 1/2	★ D3HA 4602-DCA	D4HA 4602-CSA	91	39	39	4	51 5/64	4	★ D4HA 4602-CSA
D3HA 4602-DDA	80	38	38	4	57 3/64	4 1/2	★ D3HA 4602-DDA	D4HA 4602-CTA	91	39	39	4	52 37/64	4	★ D4HA 4602-CTA
D3HA 4602-DEA	80	38	38	4	58 35/64	4 1/2	★ D3HA 4602-DEA	D4HA 4602-CUA	91	39	39	4	54 5/64	4	★ D4HA 4602-CUA
D3HA 4602-DFA	80	38	38	4	60 1/32	4 1/2	★ D3HA 4602-DFA	D4HA 4602-CVA	91	39	39	4	56 37/64	4	★ D4HA 4602-CVA
D3HA 4602-DGA	80	38	38	4	61 17/32	4 1/2	★ D3HA 4602-DGA	D4HA 4602-CYA	91	39	39	4	57 1/16	4	D4HZ 4602-G
D3HA 4602-DHA	80	38	38	4	63 3/64	4 1/2	★ D3HA 4602-DHA	D4HA 4602-CZA	91	39	39	4	58 9/16	4	D4HZ 4602-F
D3HA 4602-DJA	80	38	38	4	64 35/64	4 1/2	★ D3HA 4602-DJA	D4HA 4602-DAA	91	39	39	4	60 1/16	4	D4HZ 4602-H
D3HA 4602-DKA	80	38	38	4	66 3/64	4 1/2	★ D3HA 4602-DKA	D4HA 4602-DBA	91	39	39	4	61 9/16	4	D4HZ 4602-J
D3HA 4602-DLA	80	38	38	4	67 35/64	4 1/2	★ D3HA 4602-DLA	D4HA 4602-DCA	91	39	39	4	63 1/16	4	D4HZ 4602-M
D3HA 4602-DMA	80	38	38	4	69 1/32	4 1/2	★ D3HA 4602-DMA	D4HA 4602-DDA	91	39	39	4	64 9/16	4	D4HZ 4602-L
D3HA 4602-DNA	80	38	38	4	70 35/64	4 1/2	★ D3HA 4602-DNA	D4HA 4602-DEA	91	39	39	4	66 1/16	4	D4HZ 4602-K
D3HA 4602-DRA	80	38	38	4	72 3/64	4 1/2	★ D3HA 4602-DRA	D4HS 4602-BA	90	3	3	5	49 13/16	3	★ D4HS 4602-BA
D3HA 4602-DTA	81	40	40		11 11/32	‡‡	D4HZ 4602-D	D4TA 4602-ATA	90	3	3	5	41 13/16	3	★ D4TA 4602-ATA
D3HA 4602-DUA	56	40	40		12 3/16	‡‡	D4HZ 4602-E	D4TA 4602-AUA	90	3	3	5	42 13/16	3	★ D4TA 4602-AUA
D3HA 4602-DVA	56	40	40		11 29/32	‡‡	★ D9HZ 4602-B	D4TA 4602-BAA	90	3	3	5	54 13/16	4	★ D4TA 4602-BAA
D3HA 4602-DYA	57	40	40		13 19/32	‡‡	D4HZ 4602-C	D4TA 4602-BBA	90	3	3	5	55 13/16	4	★ D4TA 4602-BBA
D4HA 4602-AEA	14	5	5		59 5/8	4	★ D4HA 4602-AEA	D4TA 4602-BDA	90	3	3	5	58 13/16	4	★ D4TA 4602-BDA
D4HA 4602-AVA	90	3	3	5	37 13/16	3	★ D4HA 4602-AVA	D4TA 4602-BEA	90	3	3	5	59 5/16	4	★ D4TA 4602-BEA
D4HA 4602-AYA	90	3	3	5	38 13/16	3	★ D4HA 4602-AYA	D4TA 4602-BFA	90	3	3	5	59 13/16	4	★ D4TA 4602-BFA
D4HA 4602-AZA	90	3	3	5	39 13/16	3	★ D4HA 4602-AZA	D4TA 4602-BGA	90	3	3	5	60 19/32	4	★ D4TA 4602-BGA
D4HA 4602-BCA	90	3	3	5	45 5/16	4	★ D4HA 4602-BCA	D4TA 4602-BHA	90	3	3	5	61 19/32	4	★ D4TA 4602-BHA
D4HA 4602-BDA	90	3	3	5	45 13/16	4	★ D4HA 4602-BDA	D4TA 4602-BMA	14	5	5		28 5/16	4	★ D4TA 4602-BMA
D4HA 4602-BFA	90	3	3	5	48 5/16	3	★ D4HA 4602-BFA	D4TA 4602-BRA	90	3	3	5	41 1/8	3	★ D4TA 4602-BRA

1990/
TRUCK SERIES 600/900

DRIVE LINE CROSS REFERENCE GUIDE

IDENTIFICATION AND/OR T.S.L. NUMBER	▲ CODE					▲ DRIVE SHAFT			IDENTIFICATION AND/OR T.S.L. NUMBER	▲ CODE					▲ DRIVE SHAFT			
	YOKE		UNIV			T	SIZE (INCHES)	PART NUMBER		YOKE		UNIV			T	SIZE (INCHES)	PART NUMBER	
	F	L	F	R	R					F	R	F	R	F				R
	A	N	G	E	A					N	G	E	A	N				G

Notes: †† Indicates Solid Shaft, ▲ Refer to page 1 of this section for explanation of the chart and the codes shown.
† Truck Specification List - incl. in Louisville-built trucks since August 13, 1967

D6HA 4602-CA	14	5	5	4	26 13/16	3 1/2	★ D6HA 4602-CA	D7HT 4602-ETB	90	3	3	5	53 13/16	4	★ D7HT 4602-ETB
D6HA 4602-DA	14	5	5	4	37 13/16	3 1/2	★ D6HA 4602-DA	D7HT 4602-EUA	109	38	38		10 15/32	††	★ D8HZ 4602-H
D6HA 4602-EA	72	5	5	4	59 13/16	4	★ D6HA 4602-EA	D8HT 4602-AA	110	38	38		10 31/32	††	★ D9HZ 4602-A
D6HA 4602-FA	72	5	5	4	60 13/16	4	★ D6HA 4602-FA	D8HT 4602-BA	80	38	38	4	16 25/32	4 1/2	★ D8HT 4602-BA
D6HA 4602-GA	14	5	5	4	59 13/16	4	★ D6HA 4602-GA	D9HS 4602-BA	111	52	52	4	29 17/32	4 1/16	★ D9HZ 4602-BA
D7HT 4602-AVA	80	38	38	4	17 1/32	4 1/2	★ D7HT 4602-AVA	D9HS 4602-DA	111	52	52	4	25 1/32	4 3/32	★ D9HS 4602-DA
D7HT 4602-AYA	80	38	38	4	18 47/64	4 1/2	★ D7HT 4602-AYA	D9HS 4602-EA	111	52	52	4	31 1/32	4 1/16	★ D9HS 4602-EA
D7HT 4602-AZA	80	38	38	4	20 1/32	4 1/2	★ D7HT 4602-AZA	D9HS 4602-FA	111	52	52	4	28 1/32	4 1/16	★ D9HS 4602-FA
D7HT 4602-BAA	80	38	38	4	21 17/32	4 1/2	★ D7HT 4602-BAA	D9HS 4602-RA	111	52	52	4	23 17/32	4 1/16	★ D9HS 4602-RA
D7HT 4602-BBA	80	38	38	4	23 1/32	4 1/2	★ D7HT 4602-BBA	D9HT 4602-AA	107	51	51	5	18 5/8	3 1/2	★ D9HT 4602-AA
D7HT 4602-BCA	80	38	38	4	24 17/32	4 1/2	★ D7HT 4602-BCA	D9HT 4602-EA	107	51	51	5	22 5/8	3 1/2	★ D9HT 4602-EA
D7HT 4602-BDA	80	38	38	4	26 1/32	4 1/2	★ D7HT 4602-BDA	D9HT 4602-HA	107	51	51	5	25 5/8	3 1/2	★ D9HT 4602-HA
D7HT 4602-BEA	80	38	38	4	27 17/32	4 1/2	★ D7HT 4602-BEA	D9HT 4602-JA	107	51	51	5	26 5/8	3 1/2	★ D9HT 4602-JA
D7HT 4602-BFA	80	38	38	4	29 1/32	4 1/2	★ D7HT 4602-BFA	D9HT 4602-KA	107	51	51	5	27 5/8	3 1/2	★ D9HT 4602-KA
D7HT 4602-BGA	80	38	38	4	30 17/32	4 1/2	★ D7HT 4602-BGA	D9HT 4602-LA	107	51	51	5	28 5/8	3 1/2	★ D9HT 4602-LA
D7HT 4602-BHA	80	38	38	4	32 1/32	4 1/2	★ D7HT 4602-BHA	D9HT 4602-NA	107	51	51	5	30 5/8	3 1/2	★ D9HT 4602-NA
D7HT 4602-BJA	80	38	38	4	33 1/32	4 1/2	★ D7HT 4602-BJA	D9HT 4602-RA	107	51	51	5	31 5/8	3 1/2	★ D9HT 4602-RA
D7HT 4602-BKA	80	38	38	4	34 17/32	4 1/2	★ D7HT 4602-BKA	D9HT 4602-SA	107	51	51	5	32 5/8	3 1/2	★ D9HT 4602-SA
D7HT 4602-BLA	80	38	38	4	36 1/32	4 1/2	★ D7HT 4602-BLA	D9HT 4602-TA	107	51	51	5	33 5/8	3 1/2	★ D9HT 4602-TA
D7HT 4602-BMA	80	38	38	4	37 17/32	4 1/2	★ D7HT 4602-BMA	D9HT 4602-UA	107	51	51	5	34 5/8	3 1/2	★ D9HT 4602-UA
D7HT 4602-BNA	80	38	38	4	39 1/32	4 1/2	★ D7HT 4602-BNA	D9HT 4602-VA	107	51	51	5	35 5/8	3 1/2	★ D9HT 4602-VA
D7HT 4602-BRA	80	38	38	4	40 17/32	4 1/2	★ D7HT 4602-BRA	D9HT 4602-YA	107	51	51	5	36 5/8	3 1/2	★ D9HT 4602-YA
D7HT 4602-BSA	80	38	38	4	42 1/32	4 1/2	★ D7HT 4602-BSA	D9HT 4602-ZA	107	51	51	5	37 5/8	3 1/2	★ D9HT 4602-ZA
D7HT 4602-BTA	80	38	38	4	43 17/32	4 1/2	★ D7HT 4602-BTA	D9HT 4602-AAA	107	51	51	5	38 5/8	3 1/2	★ D9HT 4602-AAA
D7HT 4602-BUA	80	38	38	4	45 1/32	4 1/2	★ D7HT 4602-BUA	D9HT 4602-ABA	107	51	51	5	39 5/8	3 1/2	★ D9HT 4602-ABA
D7HT 4602-BVA	80	38	38	4	46 17/32	4 1/2	★ D7HT 4602-BVA	D9HT 4602-ACA	107	51	51	5	40 5/8	3 1/2	★ D9HT 4602-ACA
D7HT 4602-BYA	80	38	38	4	48 1/32	4 1/2	★ D7HT 4602-BYA	D9HT 4602-ADA	107	51	51	5	41 5/8	3 1/2	★ D9HT 4602-ADA
D7HT 4602-BZA	80	38	38	4	49 17/32	4 1/2	★ D7HT 4602-BZA	D9HT 4602-AEA	107	51	51	5	42 5/8	3 1/2	★ D9HT 4602-AEA
D7HT 4602-CAA	80	38	38	4	51 1/32	4 1/2	★ D7HT 4602-CAA	D9HT 4602-AFA	107	51	51	5	43 5/8	3 1/2	★ D9HT 4602-AFA
D7HT 4602-CBA	80	38	38	4	52 3/4	4 1/2	★ D7HT 4602-CBA	D9HT 4602-AGA	107	51	51	5	44 5/8	3 1/2	★ D9HT 4602-AGA
D7HT 4602-CCA	80	38	38	4	54 1/32	4 1/2	★ D7HT 4602-CCA	D9HT 4602-AHA	107	51	51	5	45 5/8	3 1/2	★ D9HT 4602-AHA
D7HT 4602-CDA	80	38	38	4	55 1/32	4 1/2	★ D7HT 4602-CDA	D9HT 4602-AJA	107	51	51	5	46 5/8	3 1/2	★ D9HT 4602-AJA
D7HT 4602-CEA	80	38	38	4	57 1/32	4 1/2	★ D7HT 4602-CEA	D9HT 4602-AKA	107	51	51	5	47 5/8	3 1/2	★ D9HT 4602-AKA
D7HT 4602-CFA	80	38	38	4	58 17/32	4 1/2	★ D7HT 4602-CFA	D9HT 4602-ALA	107	51	51	5	48 5/8	3 1/2	★ D9HT 4602-ALA
D7HT 4602-CGA	80	38	38	4	60 1/32	4 1/2	★ D7HT 4602-CGA	D9HT 4602-AMA	107	51	51	5	49 5/8	3 1/2	★ D9HT 4602-AMA
D7HT 4602-CHA	80	38	38	4	61 17/32	4 1/2	★ D7HT 4602-CHA	D9HT 4602-ANA	107	51	51	5	50 5/8	3 1/2	★ D9HT 4602-ANA
D7HT 4602-CJA	80	38	38	4	63 1/32	4 1/2	★ D7HT 4602-CJA	D9HT 4602-ARA	107	51	51	5	51 5/8	3 1/2	★ D9HT 4602-ARA
D7HT 4602-CKA	80	38	38	4	64 17/32	4 1/2	★ D7HT 4602-CKA	D9HT 4602-ASA	107	51	51	5	52 5/8	3 1/2	★ D9HT 4602-ASA
D7HT 4602-CLA	80	38	38	4	66 1/32	4 1/2	★ D7HT 4602-CLA	D9HT 4602-ATA	107	51	51	5	53 5/8	3 1/2	★ D9HT 4602-ATA
D7HT 4602-CMA	80	38	38	4	67 17/32	4 1/2	★ D7HT 4602-CMA	D9HT 4602-AUA	107	51	51	5	54 5/8	4	★ D9HT 4602-AUA
D7HT 4602-CNA	80	38	38	4	69 1/32	4 1/2	★ D7HT 4602-CNA	D9HT 4602-AVA	107	51	51	5	55 5/8	4	★ D9HT 4602-AVA
D7HT 4602-CRA	80	38	38	4	70 17/32	4 1/2	★ D7HT 4602-CRA	D9HT 4602-AYA	107	51	51	5	56 5/8	4	★ D9HT 4602-AYA
D7HT 4602-CSA	80	38	38	4	72 1/32	4 1/2	★ D7HT 4602-CSA	D9HT 4602-AZA	107	51	51	5	57 5/8	4	★ D9HT 4602-AZA
D7HT 4602-EDA	80	38	38		15 27/32	††	★ D8HZ 4602-E	D9HT 4602-BBA	107	51	51	5	58 5/8	4	★ D9HT 4602-BBA
D7HT 4602-EEA	56	40	40		11 5/16	††	★ D8HZ 4602-F	D9HT 4602-BGA	107	51	51	4	23 5/16	3 1/2	★ D9HT 4602-BGA
D7HT 4602-ERA	30	3	3	5	57 5/16	4	★ D7HT 4602-ERA	D9HT 4602-BHA	107	51	51	4	24 5/16	3 1/2	★ D9HT 4602-BHA
D7HT 4602-ERB	90	3	3	5	57 5/16	4	★ D7HT 4602-ERB	D9HT 4602-BJA	107	51	51	4	25 5/16	3 1/2	★ D9HT 4602-BJA
D7HT 4602-ESB	90	3	3	5	62 5/16	4	★ D7HT 4602-ESB	D9HT 4602-BKA	107	51	51	4	26 5/16	3 1/2	★ D9HT 4602-BKA

1990/
TRUCK SERIES 600/900

DRIVE LINE CROSS REFERENCE GUIDE																			
IDENTIFICATION AND/OR T.S.L. NUMBER		▲ CODE					▲ DRIVE SHAFT			IDENTIFICATION AND/OR T.S.L. NUMBER		▲ CODE					▲ DRIVE SHAFT		
		YOKE		UNIV			SIZE (INCHES)	PART NUMBER	YOKE			UNIV			SIZE (INCHES)	PART NUMBER			
		F	S	F	R	T			F			S	F	R			T		
L	A	L	A	L	A	A	B	L	A	L	A	A	B	PART NUMBER					

Notes: †† Indicates Solid Shaft, ▲ Refer to page 1 of this section for explanation of the chart and the codes shown.
† Truck Specification List - incl. in Louisville-built trucks since August 13, 1967

D9HT 4602-BLA	107	51	51	5	27	37/64	3 1/2	*D9HT 4602-BLA	EOHT 4602-LA	90	3	3	5	63	13/16	4	*EOHT 4602-LA
D9HT 4602-BNA	107	51	51	4	29	5/16	3 1/2	*D9HT 4602-BNA	EOHT 4602-MA	90	3	3	5	31	13/16	3	*EOHT 4602-MA
D9HT 4602-BRA	107	51	51	4	30	5/16	3 1/2	*D9HT 4602-BRA	EOHT 4602-NA	90	3	3	5	64	13/16	4	*EOHT 4602-NA
D9HT 4602-BSA	107	51	51	4	31	5/16	3 1/2	*D9HT 4602-BSA	EOHT 4602-SA	91	39	39	4	50	1/16	4	*EOHT 4602-SA
D9HT 4602-BTA	107	51	51	4	32	5/16	3 1/2	*D9HT 4602-BTA	EOHT 4602-TA	91	39	39	4	32	37/64	4	*EOHT 4602-TA
D9HT 4602-BUA	107	51	51	4	33	5/16	3 1/2	*D9HT 4602-BUA	EOHT 4602-BVA	29	3	3	4	46	29/32	3	*EOHT 4602-BVA
D9HT 4602-BVA	107	51	51	4	34	5/16	3 1/2	*D9HT 4602-BVA	EOHT 4602-BYA	29	3	3	4	48	13/32	3	*EOHT 4602-BYA
D9HT 4602-BYA	107	51	51	5	35	37/64	3 1/2	*D9HT 4602-BYA	EOHT 4602-BZA	29	3	3	4	48	29/32	3	*EOHT 4602-BZA
D9HT 4602-BZA	107	51	51	4	36	5/16	3 1/2	*D9HT 4602-BZA	EOHT 4602-CAA	29	3	3	4	49	13/32	3	*EOHT 4602-CAA
D9HT 4602-CAA	107	51	51	4	37	5/16	3 1/2	*D9HT 4602-CAA	EOHT 4602-CBA	29	3	3	4	49	29/32	3	*EOHT 4602-CBA
D9HT 4602-CBA	107	51	51	4	38	5/16	3 1/2	*D9HT 4602-CBA	EOHT 4602-CFA	29	3	3	4	51	29/32	3	*EOHT 4602-CFA
D9HT 4602-CCA	107	51	51	4	39	5/16	3 1/2	*D9HT 4602-CCA	EOHT 4602-DKA	90	3	3	4	65	19/32	4	*EOHT 4602-DKA
D9HT 4602-CDA	107	51	51	4	40	5/16	3 1/2	*D9HT 4602-CDA	EOHT 4602-EUA	90	3	3	5	28	13/16	3	*EOHT 4602-EUA
D9HT 4602-CEA	107	51	51	4	41	3/8	3 1/2	*D9HT 4602-CEA	EOHT 4602-EYA	90	3	3	5	29	5/16	3	*EOHT 4602-EYA
D9HT 4602-CFA	107	51	51	4	42	5/16	3 1/2	*D9HT 4602-CFA	EOHT 4602-FAA	90	3	3	5	30	13/16	3	*EOHT 4602-FAA
D9HT 4602-CGA	107	51	51	4	43	5/16	3 1/2	*D9HT 4602-CGA	EOHT 4602-FDA	90	3	3	5	42	13/16	3	*EOHT 4602-FDA
D9HT 4602-CSA	107	51	51	4	51	5/16	3 1/2	*D9HT 4602-CSA	EOHT 4602-FLA	90	3	3	5	36	5/16	3	*EOHT 4602-FLA
D9HT 4602-CTA	107	51	51	4	52	5/16	3 1/2	*D9HT 4602-CTA	EOHT 4602-FMA	90	3	3	5	36	13/16	3	*EOHT 4602-FMA
D9HT 4602-CVA	107	51	51	4	54	5/16	3 1/2	*D9HT 4602-CVA	EOHT 4602-FNA	90	3	3	5	37	5/16	3	*EOHT 4602-FNA
D9HT 4602-CYA	107	51	51	4	55	15/32	4	*D9HT 4602-CYA	EOHT 4602-FRA	90	3	3	5	38	5/16	3	*EOHT 4602-FRA
D9HT 4602-CZA	107	51	51	4	56	15/32	4	*D9HT 4602-CZA	EOHT 4602-FSA	90	3	3	5	39	5/16	3	*EOHT 4602-FSA
D9HT 4602-DAA	107	51	51	4	57	5/16	4	*D9HT 4602-DAA	EOHT 4602-FTA	90	3	3	5	40	5/16	3	*EOHT 4602-FTA
D9HT 4602-DBA	107	51	51	4	58	5/16	4	*D9HT 4602-DBA	EOHT 4602-FUA	90	3	3	5	42	5/16	3	*EOHT 4602-FUA
D9HT 4602-DCA	107	51	51	4	59	5/16	4	*D9HT 4602-DCA	EOHT 4602-FYA	90	3	3	5	43	13/16	3	*EOHT 4602-FYA
D9HT 4602-DDA	90	3	3	5	40	13/16	3	*D9HT 4602-DDA	EOHT 4602-GAA	90	3	3	5	46	13/16	3	*EOHT 4602-GAA
D9HT 4602-DHA	90	3	3	5	47	5/16	3	*D9HT 4602-DHA	EOHT 4602-GBA	90	3	3	5	49	5/16	3	*EOHT 4602-GBA
D9HT 4602-DMA	91	39	39	4	26	1/16	4	*D9HT 4602-DMA	EOHT 4602-GCA	90	3	3	5	50	5/16	4	*EOHT 4602-GCA
D9HT 4602-DYA	107	51	51	5	41	1/8	3 1/2	*D9HT 4602-DYA	EOHT 4602-GDA	90	3	3	5	51	5/16	4	*EOHT 4602-GDA
D9HT 4602-DZA	107	51	51	5	37	1/4	3 1/2	*D9HT 4602-DZA	EOHT 4602-GEA	90	3	3	5	52	5/16	4	*EOHT 4602-GEA
D9HT 4602-EDA	108	51	51	4	34	5/16	3 1/2	*D9HT 4602-EDA	EOHT 4602-GFA	90	3	3	5	53	5/16	4	*EOHT 4602-GFA
D9HT 4602-EGA	108	51	51	4	49	5/16	3 1/2	*D9HT 4602-EGA	EOHT 4602-GGA	90	3	3	5	54	5/16	4	*EOHT 4602-GGA
D9HT 4602-EHA	108	51	51	4	53	5/16	3 1/2	*D9HT 4602-EHA	EOHT 4602-GHA	90	3	3	5	55	5/16	4	*EOHT 4602-GHA
D9HT 4602-EJA	108	51	51	4	57	5/16	3 1/2	*D9HT 4602-EJA	EOHT 4602-GJA	90	3	3	5	60	5/16	4	*EOHT 4602-GJA
D9HT 4602-EKA	108	51	51	4	60	13/16	3 1/2	*D9HT 4602-EKA	EOHT 4602-GLA	90	3	3	5	62	13/16	4	*EOHT 4602-GLA
D9HT 4602-ESA	108	51	51	4	48	5/16	3 1/2	*D9HT 4602-ESA	EOHT 4602-GMA	90	3	3	5	63	5/16	4	*EOHT 4602-GMA
D9HT 4602-ETA	108	51	51	4	33	5/16	3 1/2	*D9HT 4602-ETA	EOHT 4602-GNA	90	3	3	5	63	5/16	4	*EOHT 4602-GNA
D9HT 4602-EUA	108	51	51	4	36	13/16	3 1/2	*D9HT 4602-EUA	EOHT 4602-GRA	90	3	3	5	65	5/16	4	*EOHT 4602-GRA
D9HT 4602-EVA	108	51	51	4	52	1/16	3 1/2	*D9HT 4602-EVA	EOHT 4602-GSA	90	3	3	5	65	13/16	4	*EOHT 4602-GSA
EOHS 4602-SA	111	52	52	4	35	17/32	4 3/32	*EOHS 4602-SA	EOHT 4602-HJA	14	5	5	4	24	13/16	3 1/2	*EOHT 4602-HJA
EOHT 4602-AA	107	51	51	5	59	5/8	4	*EOHT 4602-AA	EOHT 4602-HLA	14	5	5	4	26	5/16	3 1/2	*EOHT 4602-HLA
EOHT 4602-BA	107	51	51	5	60	5/8	4	*EOHT 4602-BA	EOHT 4602-HMA	14	5	5	4	29	13/16	3 1/2	*EOHT 4602-HMA
EOHT 4602-CA	14	5	5	5	60	5/8	4	*EOHT 4602-CA	EOHT 4602-HNA	14	5	5	4	31	13/16	3 1/2	*EOHT 4602-HNA
EOHT 4602-DA	90	3	3	5	56	5/16	4	*EOHT 4602-DA	EOHT 4602-HRA	14	5	5	4	32	5/16	3 1/2	*EOHT 4602-HRA
EOHT 4602-EA	14	5	5	5	51	39/64	4	*EOHT 4602-EA	EOHT 4602-HZA	14	5	5	4	36	13/16	3 1/2	*EOHT 4602-HZA
EOHT 4602-FA	90	3	3	5	49	13/16	4	*EOHT 4602-FA	EOHT 4602-JAA	14	5	5	4	38	13/16	3 1/2	*EOHT 4602-JAA
EOHT 4602-GA	90	3	3	5	50	13/16	4	*EOHT 4602-GA	EOHT 4602-JBA	14	5	5	4	39	13/16	3 1/2	*EOHT 4602-JBA
EOHT 4602-HA	90	3	3	5	51	13/16	4	*EOHT 4602-HA	EOHT 4602-JCA	14	5	5	4	40	5/16	3 1/2	*EOHT 4602-JCA
EOHT 4602-JA	90	3	3	5	52	13/16	4	*EOHT 4602-JA	EOHT 4602-JDA	14	5	5	4	40	13/16	3 1/2	*EOHT 4602-JDA
EOHT 4602-KA	14	5	5	5	61	5/8	4	*EOHT 4602-KA	EOHT 4602-JEA	14	5	5	4	41	5/16	3 1/2	*EOHT 4602-JEA

1990/
TRUCK SERIES 600/900

DRIVE LINE CROSS REFERENCE GUIDE

IDENTIFICATION AND/OR T.S.L. NUMBER	▲ CODE					▲ DRIVE SHAFT			IDENTIFICATION AND/OR T.S.L. NUMBER	▲ CODE					▲ DRIVE SHAFT		
	YOKE		UNIV			SIZE (INCHES)	PART NUMBER	YOKE		UNIV			SIZE (INCHES)	PART NUMBER			
	F	S	L	R	T			F		S	L	R			T		
	L	A	I	R	E	A	I	R		E	A	I	R	E	A	I	R

Notes: †† Indicates Solid Shaft, ▲ Refer to page 1 of this section for explanation of the chart and the codes shown.
† Truck Specification List - incl. in Louisville-built trucks since August 13, 1967

EOHT 4602-JFA	14	5	5	4	41 13/16	3 1/2	★EOHT 4602-JFA	EOHT 4602-NTA	14	5	5	5	48 1/8	3 1/2	★EOHT 4602-NTA
EOHT 4602-JGA	14	5	5	4	42 5/16	3 1/2	★EOHT 4602-JGA	EOHT 4602-NUA	14	5	5	5	49 1/8	3 1/2	★EOHT 4602-NUA
EOHT 4602-JHA	14	5	5	4	43 13/16	3 1/2	★EOHT 4602-JHA	EOHT 4602-NVA	14	5	5	5	49 5/8	3 1/2	★EOHT 4602-NVA
EOHT 4602-JJA	14	5	5	4	44 13/16	3 1/2	★EOHT 4602-JJA	EOHT 4602-NYA	14	5	5	5	51 1/8	3 1/2	★EOHT 4602-NYA
EOHT 4602-JLA	14	5	5	4	46 5/16	3 1/2	★EOHT 4602-JLA	EOHT 4602-NZA	14	5	5	5	52 1/8	3 1/2	★EOHT 4602-NZA
EOHT 4602-JNA	14	5	5	4	48 13/16	3 1/2	★EOHT 4602-JNA	EOHT 4602-RAA	14	5	5	5	53 5/8	4	★EOHT 4602-RAA
EOHT 4602-JSA	14	5	5	4	49 3/16	3 1/2	★EOHT 4602-JSA	EOHT 4602-RBA	14	5	5	5	55 1/8	4	★EOHT 4602-RBA
EOHT 4602-KGA	14	5	5	4	58 5/16	4	★EOHT 4602-KGA	EOHT 4602-RCA	14	5	5	5	56 1/8	4	★EOHT 4602-RCA
EOHT 4602-KHA	14	5	5	4	59 5/16	4	★EOHT 4602-KHA	EOHT 4602-RDA	14	5	5	5	57 1/8	4	★EOHT 4602-RDA
EOHT 4602-KJA	14	5	5	4	61 13/16	4	★EOHT 4602-KJA	EOHT 4602-REA	14	5	5	5	58 1/8	4	★EOHT 4602-REA
EOHT 4602-KKA	14	5	5	4	62 5/16	4	★EOHT 4602-KKA	EOHT 4602-RFA	14	5	5	5	59 1/8	4	★EOHT 4602-RFA
EOHT 4602-KLA	14	5	5	4	62 13/16	4	★EOHT 4602-KLA	EOHT 4602-RGA	14	5	5	5	60 1/8	4	★EOHT 4602-RGA
EOHT 4602-KMA	14	5	5	4	63 5/16	4	★EOHT 4602-KMA	EOHT 4602-RHA	14	5	5	5	61 1/8	4	★EOHT 4602-RHA
EOHT 4602-KNA	14	5	5	4	64 5/16	4	★EOHT 4602-KNA	EOHT 4602-RJA	14	5	5	5	62 1/8	4	★EOHT 4602-RJA
EOHT 4602-KRA	14	5	5	4	64 13/16	4	★EOHT 4602-KRA	EOHT 4602-SAA	14	5	5	5	37 5/16	3 1/2	★EOHT 4602-SAA
EOHT 4602-KSA	14	5	5	4	65 5/16	4	★EOHT 4602-KSA	EOHT 4602-SBA	14	5	5	5	57 13/16	4	★EOHT 4602-SBA
EOHT 4602-KTA	14	5	5	4	65 13/16	4	★EOHT 4602-KTA	EOHT 4602-SCA	14	5	5	5	58 13/16	4	★EOHT 4602-SCA
EOHT 4602-KUA	14	5	5	4	66 9/32	4	★EOHT 4602-KUA	EOHT 4602-SDA	14	5	5	5	59 13/16	4	★EOHT 4602-SDA
EOHT 4602-LYA	14	5	5	5	25 5/8	3 1/2	★EOHT 4602-LYA	E1HT 4602-AA	107	51	51	5	61 5/8	4	★E1HT 4602-AA
EOHT 4602-MAA	14	5	5	5	26 5/8	3 1/2	★EOHT 4602-MAA	E1HT 4602-BA	107	51	51	5	62 5/8	4	★E1HT 4602-BA
EOHT 4602-MDA	14	5	5	5	28 1/8	3 1/2	★EOHT 4602-MDA	E1HT 4602-CA	111	52	52	4	15 1/32	4 1/16	★E1HT 4602-CA
EOHT 4602-MEA	14	5	5	5	28 5/8	3 1/2	★EOHT 4602-MEA	E1HT 4602-DA	111	52	52	4	16 1/32	4 1/16	★E1HT 4602-DA
EOHT 4602-MFA	14	5	5	5	29 1/8	3 1/2	★EOHT 4602-MFA	E1HT 4602-EA	111	52	52	4	17 17/32	4 1/16	★E1HT 4602-EA
EOHT 4602-MLA	14	5	5	5	31 5/8	3 1/2	★EOHT 4602-MLA	E1HT 4602-FA	111	52	52	4	28 1/32	4 1/16	★E1HT 4602-FA
EOHT 4602-MMA	14	5	5	5	32 1/8	3 1/2	★EOHT 4602-MMA	E1HT 4602-GA	111	52	52	4	20 7/32	4 1/16	★E1HT 4602-GA
EOHT 4602-MNA	14	5	5	5	32 5/8	3 1/2	★EOHT 4602-MNA	E1HT 4602-HA	111	52	52	4	22 1/32	4 1/6	★E1HT 4602-HA
EOHT 4602-MRA	14	5	5	5	33 1/8	3 1/2	★EOHT 4602-MRA	E1HT 4602-JA	111	52	52	4	25 1/32	4 1/16	★E1HT 4602-JA
EOHT 4602-MSA	14	5	5	5	33 5/8	3 1/2	★EOHT 4602-MSA	E1HT 4602-KA	111	52	52	4	26 17/32	4 1/16	★E1HT 4602-KA
EOHT 4602-MTA	14	5	5	5	34 1/8	3 1/2	★EOHT 4602-MTA	E1HT 4602-LA	111	52	52	4	32 17/32	4 1/16	★E1HT 4602-LA
EOHT 4602-MUA	14	5	5	5	34 5/8	3 1/2	★EOHT 4602-MUA	E1HT 4602-MA	111	52	52	4	34 1/32	4 1/16	★E1HT 4602-MA
EOHT 4602-MVA	14	5	5	5	35 5/8	3 1/2	★EOHT 4602-MVA	E1HT 4602-NA	111	52	52	4	35 17/32	4 1/16	★E1HT 4602-NA
EOHT 4602-MYA	14	5	5	5	36 1/8	3 1/2	★EOHT 4602-MYA	E1HT 4602-RA	111	52	52	4	37 1/32	4 1/16	★E1HT 4602-RA
EOHT 4602-MZA	14	5	5	5	36 5/8	3 1/2	★EOHT 4602-MZA	E1HT 4602-SA	111	52	52	4	38 17/32	4 1/16	★E1HT 4602-SA
EOHT 4602-NAA	14	5	5	5	37 1/8	3 1/2	★EOHT 4602-NAA	E1HT 4602-TA	111	52	52	4	40 1/32	4 1/16	★E1HT 4602-TA
EOHT 4602-NBA	14	5	5	5	37 5/8	3 1/2	★EOHT 4602-NBA	E1HT 4602-UA	111	52	52	4	41 17/32	4 1/16	★E1HT 4602-UA
EOHT 4602-NCA	14	5	5	5	38 1/8	3 1/2	★EOHT 4602-NCA	E1HT 4602-VA	111	52	52	4	43 1/32	4 1/16	★E1HT 4602-VA
EOHT 4602-NDA	14	5	5	5	39 1/8	3 1/2	★EOHT 4602-NDA	E1HT 4602-YA	111	52	52	4	44 17/32	4 1/16	★E1HT 4602-YA
EOHT 4602-NEA	14	5	5	5	40 1/8	3 1/2	★EOHT 4602-NEA	E1HT 4602-ZA	111	52	52	4	46 1/32	4 1/16	★E1HT 4602-ZA
EOHT 4602-NFA	14	5	5	5	40 5/8	3 1/2	★EOHT 4602-NFA	E1HT 4602-AAA	111	52	52	4	47 17/32	4 1/16	★E1HT 4602-AAA
EOHT 4602-NGA	14	5	5	5	41 1/8	3 1/2	★EOHT 4602-NGA	E1HT 4602-ABA	111	52	52	4	49 1/32	4 1/16	★E1HT 4602-ABA
EOHT 4602-NHA	14	5	5	5	41 5/8	3 1/2	★EOHT 4602-NHA	E1HT 4602-ACA	111	52	52	4	50 17/32	4 1/16	★E1HT 4602-ACA
EOHT 4602-NJA	14	5	5	5	42 1/8	3 1/2	★EOHT 4602-NJA	E1HT 4602-ADA	111	52	52	4	52 1/32	4 1/16	★E1HT 4602-ADA
EOHT 4602-NKA	14	5	5	5	42 5/8	3 1/2	★EOHT 4602-NKA	E1HT 4602-AEA	111	52	52	4	53 17/32	4 1/16	★E1HT 4602-AEA
EOHT 4602-NLA	14	5	5	5	43 1/8	3 1/2	★EOHT 4602-NLA	E1HT 4602-AFA	111	52	52	4	55 1/32	4 1/16	★E1HT 4602-AFA
EOHT 4602-NMA	14	5	5	5	43 5/8	3 1/2	★EOHT 4602-NMA	E1HT 4602-AGA	111	52	52	4	56 17/32	4 1/16	★E1HT 4602-AGA
EOHT 4602-NNA	14	5	5	5	44 5/8	3 1/2	★EOHT 4602-NNA	E1HT 4602-AHA	111	52	52	4	58 1/32	4 1/16	★E1HT 4602-AHA
EOHT 4602-NRA	14	5	5	5	45 5/8	3 1/2	★EOHT 4602-NRA	E1HT 4602-AJA	111	52	52	4	59 17/32	4 1/16	★E1HT 4602-AJA
EOHT 4602-NSA	14	5	5	5	47 1/2	3 1/2	★EOHT 4602-NSA	E1HT 4602-AKA	111	52	52	4	61 1/32	4 1/16	★E1HT 4602-AKA

1990/
TRUCK SERIES 600/900

DRIVE LINE CROSS REFERENCE GUIDE																			
IDENTIFICATION AND/OR T.S.L. NUMBER		▲ CODE			▲ DRIVE SHAFT					IDENTIFICATION AND/OR T.S.L. NUMBER		▲ CODE			▲ DRIVE SHAFT				
		Y O K E	U N I V	J O I N T	S I Z E (I N C H E S)	A	B	P A R T N U M B E R	Y O K E			U N I V	J O I N T	S I Z E (I N C H E S)	A	B	P A R T N U M B E R		
																		F	L

Notes: †† Indicates Solid Shaft, ▲ Refer to page 1 of this section for explanation of the chart and the codes shown.
 † Truck Specification List - incl. in Louisville-built trucks since August 13, 1967

E1HT 4602-ALA	111	52	52	4	62	17/32	4 1/16	★	E1HT 4602-ALA	E1HT 4602-CYA	107	51	51	5	19	1/8	3 1/2	★	E1HT 4602-CYA
E1HT 4602-AMA	111	52	52	4	64	1/32	4 1/16	★	E1HT 4602-AMA	E1HT 4602-CZA	91	39	39	4	35	21/64	4	★	E1HT 4602-CZA
E1HT 4602-ANA	111	52	52	4	65	17/32	4 1/16	★	E1HT 4602-ANA	E1HT 4602-DAA	111	52	52		11	13/32	††		E1HZ 4602-A
E1HT 4602-ARA	111	52	52	4	67	1/32	4 1/16	★	E1HT 4602-ARA	E1HT 4602-DBA	111	52	52		12	29/32	††		E1HZ 4602-B
E1HT 4602-ASA	111	52	52	4	68	17/32	4 1/16	★	E1HT 4602-ASA	E1HT 4602-DCA	113	39	39	4	13	19/32	3 1/2	★	E1HT 4602-DCA
E1HT 4602-ATA	111	52	52	4	15	1/32	4 3/32	★	E1HT 4602-ATA	E1HT 4602-DDA	118	39	39		11	1/8	††		E1HZ 4602-C
E1HT 4602-AUA	111	52	52	4	16	1/32	4 3/32	★	E1HT 4602-AUA	E1HT 4602-DEA	91	39	39	4	15	1/16	4	★	E1HT 4602-DEA
E1HT 4602-AVA	111	52	52	4	17	17/32	4 3/32	★	E1HT 4602-AVA	E1HT 4602-DFA	14	5	5	4	55	13/16	4	★	E1HT 4602-DFA
E1HT 4602-AYA	111	52	52	4	19	1/32	4 3/32	★	E1HT 4602-AYA	E1HT 4602-DGA	107	51	51	5	49	1/8	3 1/2	★	E1HT 4602-DGA
E1HT 4602-AZA	111	52	52	4	20	17/32	4 3/32	★	E1HT 4602-AZA	E1HT 4602-DHA	111	52	52	4	24	9/32	4	★	E1HT 4602-DHA
E1HT 4602-BAA	111	52	52	4	22	1/32	4 3/32	★	E1HT 4602-BAA	E1HT 4602-DJA	91	39	39	4	48	53/64	4	★	E1HT 4602-DJA
E1HT 4602-BBA	111	52	52	4	23	17/32	4 3/32	★	E1HT 4602-BBA	E1HT 4602-DKA	91	39	39	4	42	53/64	4	★	E1HT 4602-DKA
E1HT 4602-BCA	111	52	52	4	26	17/32	4 3/32	★	E1HT 4602-BCA	E1HT 4602-DLA	91	39	39	4	54	53/64	4	★	E1HT 4602-DLA
E1HT 4602-BDA	111	52	52	4	28	1/32	4 3/32	★	E1HT 4602-BDA	E1HT 4602-DMA	91	39	39	4	47	21/64	4	★	E1HT 4602-DMA
E1HT 4602-BEA	111	52	52	4	29	17/32	4 3/32	★	E1HT 4602-BEA	E1HT 4602-DNA	91	39	39	4	18	53/64	4	★	E1HT 4602-DNA
E1HT 4602-BFA	111	52	52	4	31	1/32	4 3/32	★	E1HT 4602-BFA	E1HT 4602-DVA	107	51	51	5	28	1/8	3 1/2	★	E1HT 4602-DVA
E1HT 4602-BGA	111	52	52	4	32	17/32	4 3/32	★	E1HT 4602-BGA	E1HT 4602-DYA	107	51	51	5	32	1/8	3 1/2	★	E1HT 4602-DYA
E1HT 4602-BHA	111	52	52	4	34	1/32	4 3/32	★	E1HT 4602-BHA	E1HT 4602-DZA	107	51	51	5	36	1/8	3 1/2	★	E1HT 4602-DZA
E1HT 4602-BJA	111	52	52	4	37	1/32	4 3/32	★	E1HT 4602-BJA	E1HT 4602-EAA	107	51	51	5	40	1/8	3 1/2	★	E1HT 4602-EAA
E1HT 4602-BKA	111	52	52	4	38	17/32	4 3/32	★	E1HT 4602-BKA	E1HT 4602-EBA	107	51	51	4	62	1/8	4	★	E1HT 4602-EBA
E1HT 4602-BLA	111	52	52	4	40	1/32	4 3/32	★	E1HT 4602-BLA	E1HT 4602-ECA	107	51	51	5	63	1/8	4	★	E1HT 4602-ECA
E1HT 4602-BMA	111	52	52	4	41	17/32	4 3/32	★	E1HT 4602-BMA	E1HT 4602-EDA	107	51	51	5	35	1/8	3 1/2	★	E1HT 4602-EDA
E1HT 4602-BNA	111	52	52	4	43	1/32	4 3/32	★	E1HT 4602-BNA	E1HT 4602-EEA	107	51	51	5	31	1/8	3 1/2	★	E1HT 4602-EEA
E1HT 4602-BRA	111	52	52	4	44	17/32	4 3/32	★	E1HT 4602-BRA	E1HT 4602-EFA	107	51	51	5	29	1/8	3 1/2	★	E1HT 4602-EFA
E1HT 4602-BSA	111	52	52	4	46	1/32	4 3/32	★	E1HT 4602-BSA	E1HT 4602-EGA	107	51	51	5	33	1/8	3 1/2	★	E1HT 4602-EGA
E1HT 4602-BTA	111	52	52	4	47	17/32	4 3/32	★	E1HT 4602-BTA	E2HT 4602-AA	117	52	52		10	1/32	††		E2HZ 4602-E
E1HT 4602-BUA	111	52	52	4	49	1/32	4 3/32	★	E1HT 4602-BUA	E2HT 4602-BA	117	52	52		10	17/32	††		E2HZ 4602-F
E1HT 4602-BVA	111	52	52	4	50	17/32	4 3/32	★	E1HT 4602-BVA	E2HT 4602-CA	117	52	52		11	1/32	††		E2HZ 4602-H
E1HT 4602-BYA	111	52	52	4	52	1/32	4 3/32	★	E1HT 4602-BYA	E2HT 4602-DA	117	52	52		11	17/32	††		E2HZ 4602-J
E1HT 4602-BZA	111	52	52	4	53	17/32	4 3/32	★	E1HT 4602-BZA	E2HT 4602-EA	111	52	52		11	29/32	††		E2HZ 4602-G
E1HT 4602-CAA	111	52	52	4	55	1/32	4 3/32	★	E1HT 4602-CAA	E2HT 4602-FA	111	52	52		12	13/32	††		E2HZ 4602-A
E1HT 4602-CBA	111	52	52	4	56	17/32	4 1/16	★	E1HT 4602-CBA	E2HT 4602-GA	111	52	52		13	13/32	††		E2HZ 4602-B
E1HT 4602-CCA	111	52	52	4	58	1/32	4 1/16	★	E1HT 4602-CCA	E2HT 4602-HA	111	52	52		13	29/32	††		E2HZ 4602-C
E1HT 4602-CDA	111	52	52	4	59	17/32	4 3/32	★	E1HT 4602-CDA	E2HT 4602-JA	111	52	52		14	13/32	††		E2HZ 4602-D
E1HT 4602-CEA	111	52	52	4	61	1/32	4 3/32	★	E1HT 4602-CEA	E2HT 4602-LA	91	39	39	4	39	53/64	4	★	E2HT 4602-LA
E1HT 4602-CFA	111	52	52	4	62	17/32	4 3/32	★	E1HT 4602-CFA	E2HT 4602-MA	91	39	39	4	51	53/64	4	★	E2HT 4602-MA
E1HT 4602-CGA	111	52	52	4	64	1/32	4 3/32	★	E1HT 4602-CGA	E2HT 4602-TA	108	51	51	4	58	5/16	3 1/2	★	E2HT 4602-TA
E1HT 4602-CHA	111	52	52	4	65	17/32	4 3/32	★	E1HT 4602-CHA	E2HT 4602-UA	107	51	51	4	34	1/8	3 1/2	★	E2HT 4602-UA
E1HT 4602-CJA	111	52	52	4	66	1/32	4 3/32	★	E1HT 4602-CJA	E2HT 4602-VA	107	51	51	4	59	1/8	4	★	E2HT 4602-VA
E1HT 4602-CKA	111	52	52	4	68	17/32	4 3/32	★	E1HT 4602-CKA	E2HT 4602-YA	111	52	52	4	70	1/32	4 3/32	★	E2HT 4602-YA
E1HT 4602-CLA	90	3	3	5	40	9/16	3	★	E1HT 4602-CLA	E2HT 4602-ABA	108	51	51	4	61	13/16	4 1/2	★	E2HT 4602-ABA
E1HT 4602-CMA	90	3	3	5	37	9/16	3	★	E1HT 4602-CMA	E2HT 4602-ACA	108	51	51	4	65	5/16	4 1/2	★	E2HT 4602-ACA
E1HT 4602-CNA	91	39	39	4	29	5/16	4	★	E1HT 4602-CNA	E3HT 4602-AA	80	38	38	4	24	25/32	4 1/2	★	E3HT 4602-AA
E1HT 4602-CRA	91	39	39	4	30	53/64	4	★	E1HT 4602-CRA	E3HT 4602-BA	80	38	38	4	73	17/32	4 1/2	★	E3HT 4602-BA
E1HT 4602-CSA	107	51	51	5	47	1/8	3 1/2	★	E1HT 4602-CSA	E3HT 4602-CA	80	38	38	4	73	17/32	4 1/2	★	E3HT 4602-CA
E1HT 4602-CTA	107	51	51	5	48	1/8	3 1/2	★	E1HT 4602-CTA	E3HT 4602-DA	111	52	52	4	73	1/32	4 1/2	★	E3HT 4602-DA
E1HT 4602-CUA	107	51	51	5	55	1/8	4	★	E1HT 4602-CUA	E3HT 4602-EA	111	52	52	4	73	1/32	4 3/32	★	E3HT 4602-EA
E1HT 4602-CVA	108	51	51	4	55	5/16	3 1/2	★	E1HT 4602-CVA	E3HT 4602-FA	111	52	52	4	71	17/32	4 1/16	★	E3HT 4602-FA

1990/
TRUCK SERIES 600/900

DRIVE LINE CROSS REFERENCE GUIDE

IDENTIFICATION AND/OR T.S.L. NUMBER	▲ CODE						▲ DRIVE SHAFT			IDENTIFICATION AND/OR T.S.L. NUMBER	▲ CODE						▲ DRIVE SHAFT		
	YOKE		UNIV		JOINT	SIZE (INCHES)	PART NUMBER	YOKE			UNIV		JOINT	SIZE (INCHES)	PART NUMBER				
	F	S	F	R				F	S		F	R							
	L	L	F	R	T	A	A	B	P		T	A	A	B	P				

Notes: †† Indicates Solid Shaft, ▲ Refer to page 1 of this section for explanation of the chart and the codes shown.
† Truck Specification List - incl. in Louisville-built trucks since August 13, 1967

E3HT 4602-GA	111	52	52	4	71	17/32	4 3/32	★E3HT 4602-GA	E7HT 4602-EA	91	54	54	4	18	13/16	4	★E7HT 4602-EA
E3HT 4602-HA	111	52	52	4	70	1/32	4 1/16	★E3HT 4602-HA	E7HT 4602-KA	91	54	54	4	24	1/16	4	★E7HT 4602-KA
E3HT 4602-JA	91	39	39	4	21	13/16	4	★E3HT 4602-JA	E7HT 4602-LA	91	54	54	4	24	13/16	4	★E7HT 4602-LA
E3HT 4602-KA	91	39	39	4	36	53/64	4	★E3HT 4602-KA	E7HT 4602-MA	91	54	54	4	25	37/64	4	★E7HT 4602-MA
E3HT 4602-LA	91	39	39	4	33	53/64	4	★E3HT 4602-LA	E7HT 4602-NA	91	54	54	4	27	5/64	4	★E7HT 4602-NA
E3HT 4602-MA	91	39	39	4	45	53/64	4	★E3HT 4602-MA	E7HT 4602-RA	91	54	54	4	27	53/64	4	★E7HT 4602-RA
E5HT 4602-AA	91	39	39	4	24	13/64	4	★E5HT 4602-AA	E7HT 4602-SA	91	54	54	4	28	3/8	4	★E7HT 4602-SA
E5HT 4602-BA	107	51	51	5	47	1/8	3 1/2	★E5HT 4602-BA	E7HT 4602-TA	91	54	54	4	29	1/8	4	★E7HT 4602-TA
E5HT 4602-GA	107	51	51	5	62	1/8	3 1/2	★E5HT 4602-GA	E7HT 4602-UA	91	54	54	4	29	31/32	4	★E7HT 4602-UA
E5HT 4602-HA	107	51	51	5	45	1/8	3 1/2	★E5HT 4602-HA	E7HT 4602-VA	91	54	54	4	30	13/64	4	★E7HT 4602-VA
E5HT 4602-KA	57	40	40	4	19	43/64	4	★E5HT 4602-KA	E7HT 4602-YA	91	54	54	4	31	37/64	4	★E7HT 4602-YA
E5HT 4602-LA	57	40	40	4	23	27/32	4	★E5HT 4602-LA	E7HT 4602-ZA	91	54	54	4	32	37/64	4	★E7HT 4602-ZA
E5HT 4602-MA	57	40	40	4	26	27/32	4	★E5HT 4602-MA	E7HT 4602-AAA	91	54	54	4	33	5/64	4	★E7HT 4602-AAA
E5HT 4602-NA	57	40	40	4	31	43/64	4	★E5HT 4602-NA	E7HT 4602-ABA	91	54	54	4	33	53/64	4	★E7HT 4602-ABA
E5HT 4602-RA	57	40	40	4	34	43/64	4	★E5HT 4602-RA	E7HT 4602-ACA	91	54	54	4	34	37/64	4	★E7HT 4602-ACA
E5HT 4602-SA	57	40	40	4	35	53/64	4	★E5HT 4602-SA	E7HT 4602-ADA	91	54	54	4	35	21/64	4	★E7HT 4602-ADA
E5HT 4602-TA	57	40	40	4	37	43/64	4	★E5HT 4602-TA	E7HT 4602-AEA	91	54	54	4	36	5/64	4	★E7HT 4602-AEA
E5HT 4602-UA	57	40	40	4	38	53/64	4	★E5HT 4602-UA	E7HT 4602-AFA	91	54	54	4	36	53/64	4	★E7HT 4602-AFA
E5HT 4602-VA	57	40	40	4	43	43/64	4	★E5HT 4602-VA	E7HT 4602-AGA	91	54	54	4	37	37/64	4	★E7HT 4602-AGA
E5HT 4602-YA	57	40	40	4	44	53/64	4	★E5HT 4602-YA	E7HT 4602-AHA	91	54	54	4	28	31/32	4	★E7HT 4602-AHA
E5HT 4602-ZA	57	40	40	4	46	43/64	4	★E5HT 4602-ZA	E7HT 4602-AJA	91	54	54	4	39	13/16	4	★E7HT 4602-AJA
E5HT 4602-AAA	57	40	40	4	47	53/64	4	★E5HT 4602-AAA	E7HT 4602-AKA	91	54	54	4	40	37/64	4	★E7HT 4602-AKA
E5HT 4602-ABA	57	40	40	4	47	43/64	4	★E5HT 4602-ABA	E7HT 4602-ALA	91	54	54	4	42	5/64	4	★E7HT 4602-ALA
E5HT 4602-ACA	57	40	40	4	50	53/64	4	★E5HT 4602-ACA	E7HT 4602-AMA	91	54	54	4	41	5/16	4	★E7HT 4602-AMA
E5HT 4602-ADA	57	40	40	4	55	43/64	4	★E5HT 4602-ADA	E7HT 4602-ANA	91	54	54	4	43	37/64	4	★E7HT 4602-ANA
E5HT 4602-AEA	57	40	40	4	56	53/64	4	★E5HT 4602-AEA	E7HT 4602-ARA	91	54	54	4	45	5/64	4	★E7HT 4602-ARA
E5HT 4602-AFA	57	40	40	4	59	43/64	4	★E5HT 4602-AFA	E7HT 4602-ASA	91	54	54	4	45	53/64	4	★E7HT 4602-ASA
E5HT 4602-AGA	57	40	40	4	62	53/64	4	★E5HT 4602-AGA	E7HT 4602-ATA	91	54	54	4	46	37/64	4	★E7HT 4602-ATA
E5HT 4602-AHA	57	40	40	4	69	3/4	4	★E5HT 4602-AHA	E7HT 4602-AUA	91	54	54	4	47	21/64	4	★E7HT 4602-AUA
E5HT 4602-AJA	57	40	40	4	70	29/32	4	★E5HT 4602-AJA	E7HT 4602-AVA	91	54	54	4	48	5/64	4	★E7HT 4602-AVA
E5HT 4602-AKA	57	40	40	4	34	25/32	4 1/2	★E5HT 4602-AKA	E7HT 4602-AYA	91	54	54	4	48	53/64	4	★E7HT 4602-AYA
E5HT 4602-ALA	57	40	40	4	35	29/32	4 1/2	★E5HT 4602-ALA	E7HT 4602-AZA	91	54	54	4	49	37/64	4	★E7HT 4602-AZA
E5HT 4602-AMA	57	40	40	4	37	47/64	4 1/2	★E5HT 4602-AMA	E7HT 4602-BAA	91	54	54	4	50	1/16	4	★E7HT 4602-BAA
E5HT 4602-ANA	57	40	40	4	38	29/32	4 1/2	★E5HT 4602-ANA	E7HT 4602-BBA	91	54	54	4	51	5/64	4	★E7HT 4602-BBA
E5HT 4602-ARA	57	40	40	4	47	57/64	4 1/2	★E5HT 4602-ARA	E7HT 4602-BCA	91	54	54	4	51	53/64	4	★E7HT 4602-BCA
E5HT 4602-ASA	57	40	40	4	49	47/64	4 1/2	★E5HT 4602-ASA	E7HT 4602-BDA	91	54	54	4	52	37/64	4	★E7HT 4602-BDA
E5HT 4602-ATA	57	40	40	4	50	29/32	4 1/2	★E5HT 4602-ATA	E7HT 4602-BEA	91	54	54	4	54	5/64	4	★E7HT 4602-BEA
E5HT 4602-AVA	57	40	40	4	62	29/32	4 1/2	★E5HT 4602-AVA	E7HT 4602-BFA	91	54	54	4	54	53/64	4	★E7HT 4602-BFA
E5HT 4602-AYA	57	40	40	4	19	47/64	4 1/2	★E5HT 4602-AYA	E7HT 4602-BGA	91	54	54	4	55	37/64	4	★E7HT 4602-BGA
E5HT 4602-AZA	107	51	51	5	62	5/8	3 1/2	★E5HT 4602-AZA	E7HT 4602-BHA	91	54	54	4	57	1/16	4	★E7HT 4602-BHA
E5HT 4602-BAA	80	38	38	4	75	1/32	4 1/2	★E5HT 4602-BAA	E7HT 4602-BJA	91	54	54	4	58	9/16	4	★E7HT 4602-BJA
E6HT 4602-AA	57	40	40	4	68	53/64	4	★E6HT 4602-AA	E7HT 4602-BKA	91	54	54	4	60	1/16	4	★E7HT 4602-BKA
E6HT 4602-BA	57	40	40	4	68	29/32	4 1/2	★E6HT 4602-BA	E7HT 4602-BLA	91	54	54	4	61	9/16	4	★E7HT 4602-BLA
E6HT 4602-CA	57	40	40	4	31	47/64	4 1/2	★E6HT 4602-CA	E7HT 4602-BMA	91	54	54	4	63	1/16	4	★E7HT 4602-BMA
E6HT 4602-DA	57	40	40	4	43	47/64	4 1/2	★E6HT 4602-DA	E7HT 4602-BNA	91	54	54	4	64	1/8	4	★E7HT 4602-BNA
E6HT 4602-EA	57	40	40	4	44	29/32	4 1/2	★E6HT 4602-EA	E7HT 4602-BRA	91	54	54	4	66	1/16	4	★E7HT 4602-BRA
E6HT 4602-FA	57	40	40	4	55	47/64	4 1/2	★E6HT 4602-FA	E7HT 4602-BUA	57	53	53	4	14	31/32	4	★E7HT 4602-BUA
E6HT 4602-GA	80	38	38	4	19	1/4	4 1/2	★E6HT 4602-GA	E7HT 4602-BVA	57	53	53	4	16	1/32	4	★E7HT 4602-BVA

1990/
TRUCK SERIES 600/900

DRIVE LINE CROSS REFERENCE GUIDE

IDENTIFICATION AND/OR T.S.L. NUMBER	▲ CODE						▲ DRIVE SHAFT			IDENTIFICATION AND/OR T.S.L. NUMBER	▲ CODE						▲ DRIVE SHAFT		
	YOKE		UNIV		JOINT		SIZE (INCHES)	PART NUMBER	YOKE		UNIV		JOINT		SIZE (INCHES)	PART NUMBER			
	F	S	F	S	F	R			F		S	F	R	F			R		
	L	A	L	A	L	A	L	A	L		A	L	A	L	A	L	A		

Notes: ‡‡ Indicates Solid Shaft, ▲ Refer to page 1 of this section for explanation of the chart and the codes shown.
 † Truck Specification List - incl. in Louisville-built trucks since August 13, 1967
 % Install 90° out of phase

E7HT 4602-BYA	57	53	53	4	16	25/32	4	★E7HT 4602-BYA	E7HT 4602-EGA	57	53	53	4	59	9/16	4	★E7HT 4602-EGA
E7HT 4602-BZA	57	53	53	4	17	17/32	4	★E7HT 4602-BZA	E7HT 4602-EHA	57	53	53	4	61	1/32	4	★E7HT 4602-EHA
E7HT 4602-CAA	57	53	53	4	18	9/32	4	★E7HT 4602-CAA	E7HT 4602-EJA	57	53	53	4	62	17/32	4	★E7HT 4602-EJA
E7HT 4602-CBA	57	53	53	4	19	1/32	4	★E7HT 4602-CBA	E7HT 4602-EKA	57	53	53	4	62	53/64	4	★E7HT 4602-EKA
E7HT 4602-CCA	57	53	53	4	19	43/64	4	★E7HT 4602-CCA	E7HT 4602-ELA	57	53	53	4	64	1/32	4	★E7HT 4602-ELA
E7HT 4602-CDA	57	53	53	4	20	17/32	4	★E7HT 4602-CDA	E7HT 4602-EMA	57	53	53	4	65	17/32	4	★E7HT 4602-EMA
E7HT 4602-CEA	57	53	53	4	22	1/32	4	★E7HT 4602-CEA	E7HT 4602-ENA	57	53	53	4	67	1/32	4	★E7HT 4602-ENA
E7HT 4602-CFA	57	53	53	4	23	17/32	4	★E7HT 4602-CFA	E7HT 4602-ERA	57	53	53	4	69	3/32	4	★E7HT 4602-ERA
E7HT 4602-CGA	57	53	53	4	23	53/64	4	★E7HT 4602-CGA	E7HT 4602-ESA	57	53	53	4	69	3/4	4	★E7HT 4602-ESA
E7HT 4602-CHA	57	53	53	4	25	1/32	4	★E7HT 4602-CHA	E7HT 4602-ETA	57	53	53	4	70	29/32	4	★E7HT 4602-ETA
E7HT 4602-CJA	57	53	53	4	26	17/32	4	★E7HT 4602-CJA	E7HT 4602-EUA	57	53	53	4	15	1/32	4 9/16	★E7HT 4602-EUA
E7HT 4602-CKA	57	53	53	4	26	27/32	4	★E7HT 4602-CKA	E7HT 4602-EVA	57	53	53	4	16	1/32	4 9/16	★E7HT 4602-EVA
E7HT 4602-CLA	57	53	53	4	28	1/32	4	★E7HT 4602-CLA	E7HT 4602-FAA	57	53	53	4	18	9/32	4 9/16	★E7HT 4602-FAA
E7HT 4602-CMA	57	53	53	4	29	17/32	4	★E7HT 4602-CMA	E7HT 4602-FBA	57	53	53	4	19	1/32	4 9/16	★E7HT 4602-FBA
E7HT 4602-CNA	57	53	53	4	30	1/32	4	★E7HT 4602-CNA	E7HT 4602-FCA	57	53	53	4	19	15/32	4 9/16	★E7HT 4602-FCA
E7HT 4602-CRA	57	53	53	4	31	1/32	4	★E7HT 4602-CRA	E7HT 4602-FDA	57	53	53	4	20	17/32	4 9/16	★E7HT 4602-FDA
E7HT 4602-CSA	57	53	53	4	31	43/64	4	★E7HT 4602-CSA	E7HT 4602-FEA	57	53	53	4	22	1/32	4 9/16	★E7HT 4602-FEA
E7HT 4602-CTA	57	53	53	4	32	17/32	4 9/16	★E7HT 4602-CTA	E7HT 4602-FFA	57	53	53	4	23	17/32	4 9/16	★E7HT 4602-FFA
E7HT 4602-CUA	57	53	53	4	34	1/32	4 9/16	★E7HT 4602-CUA	E7HT 4602-FGA	57	53	53	4	25	1/32	4 9/16	★E7HT 4602-FGA
E7HT 4602-CVA	57	53	53	4	34	43/64	4 9/16	★E7HT 4602-CVA	E7HT 4602-FHA	57	53	53	4	26	3/16	4 9/16	★E7HT 4602-FHA
E7HT 4602-CYA	57	53	53	4	35	17/32	4 9/16	★E7HT 4602-CYA	E7HT 4602-FJA	57	53	53	4	28	1/32	4 9/16	★E7HT 4602-FJA
E7HT 4602-CZA	57	53	53	4	35	53/64	4 9/16	★E7HT 4602-CZA	E7HT 4602-FKA	57	53	53	4	29	17/32	4 9/16	★E7HT 4602-FKA
E7HT 4602-DAA	57	53	53	4	37	1/32	4 9/16	★E7HT 4602-DAA	E7HT 4602-FLA	57	53	53	4	30	1/32	4 9/16	★E7HT 4602-FLA
E7HT 4602-DBA	57	53	53	4	37	43/64	4 9/16	★E7HT 4602-DBA	E7HT 4602-FMA	57	53	53	4	31	1/32	4 9/16	★E7HT 4602-FMA
E7HT 4602-DCA	57	53	53	4	38	17/32	4 9/16	★E7HT 4602-DCA	E7HT 4602-FNA	57	53	53	4	31	47/64	4 9/16	★E7HT 4602-FNA
E7HT 4602-DDA	57	53	53	4	38	53/64	4 9/16	★E7HT 4602-DDA	E7HT 4602-FRA	57	53	53	4	32	17/32	4 9/16	★E7HT 4602-FRA
E7HT 4602-DEA	57	53	53	4	40	1/32	4 9/16	★E7HT 4602-DEA	E7HT 4602-FSA	57	53	53	4	34	1/32	4 9/16	★E7HT 4602-FSA
E7HT 4602-DFA	57	53	53	4	41	17/32	4 9/16	★E7HT 4602-DFA	E7HT 4602-FTA	57	53	53	4	34	25/32	4 9/16	★E7HT 4602-FTA
E7HT 4602-DGA	57	53	53	4	43	1/32	4 9/16	★E7HT 4602-DGA	E7HT 4602-FUA	57	53	53	4	35	17/32	4 9/16	★E7HT 4602-FUA
E7HT 4602-DHA	57	53	53	4	43	43/64	4 9/16	★E7HT 4602-DHA	E7HT 4602-FVA	57	53	53	4	35	29/32	4 9/16	★E7HT 4602-FVA
E7HT 4602-DJA	57	53	53	4	44	7/32	4 9/16	★E7HT 4602-DJA	E7HT 4602-FYA	57	53	53	4	37	1/32	4 9/16	★E7HT 4602-FYA
E7HT 4602-DKA	57	53	53	4	44	53/64	4	★E7HT 4602-DKA	E7HT 4602-FZA	57	53	53	4	37	47/64	4 9/16	★E7HT 4602-FZA
E7HT 4602-DLA	57	53	53	4	46	1/32	4	★E7HT 4602-DLA	E7HT 4602-GAA	57	53	53	4	38	17/32	4 9/16	★E7HT 4602-GAA
E7HT 4602-DMA	57	53	53	4	46	43/64	4	★E7HT 4602-DMA	E7HT 4602-GBA	57	53	53	4	28	29/32	4 9/16	★E7HT 4602-GBA
E7HT 4602-DNA	57	53	53	4	47	17/32	4	★E7HT 4602-DNA	E7HT 4602-GCA	57	53	53	4	40	1/32	4 9/16	★E7HT 4602-GCA
E7HT 4602-DRA	57	53	53	4	47	53/64	4	★E7HT 4602-DRA	E7HT 4602-GDA	57	53	53	4	41	17/32	4 9/16	★E7HT 4602-GDA
E7HT 4602-DSA	57	53	53	4	49	1/32	4	★E7HT 4602-DSA	E7HT 4602-GEA	57	53	53	4	43	1/32	4 9/16	★E7HT 4602-GEA
E7HT 4602-DTA	57	53	53	4	47	43/64	4	★E7HT 4602-DTA	E7HT 4602-GFA	57	53	53	4	43	47/64	4 9/16	★E7HT 4602-GFA
E7HT 4602-DUA	57	53	53	4	50	17/32	4	★E7HT 4602-DUA	E7HT 4602-GGA	57	53	53	4	44	17/32	4 9/16	★E7HT 4602-GGA
E7HT 4602-DVA	57	53	53	4	50	53/64	4	★E7HT 4602-DVA	E7HT 4602-GHA	57	53	53	4	44	29/32	4 9/16	★E7HT 4602-GHA
E7HT 4602-DYA	57	53	53	4	52	1/32	4	★E7HT 4602-DYA	E7HT 4602-GJA	57	53	53	4	46	1/32	4 9/16	★E7HT 4602-GJA
E7HT 4602-DZA	57	53	53	4	53	17/32	4	★E7HT 4602-DZA	E7HT 4602-GKA	57	53	53	4	47	17/32	4 9/16	★E7HT 4602-GKA
E7HT 4602-EAA	57	53	53	4	55	1/32	4	★E7HT 4602-EAA	E7HT 4602-GLA	57	53	53	4	47	29/32	4 9/16	★E7HT 4602-GLA
E7HT 4602-EBA	57	53	53	4	55	43/64	4	★E7HT 4602-EBA	E7HT 4602-GMA	57	53	53	4	49	1/32	4 9/16	★E7HT 4602-GMA
E7HT 4602-ECA	57	53	53	4	56	17/32	4	★E7HT 4602-ECA	E7HT 4602-GNA	57	53	53	4	49	47/64	4 9/16	★E7HT 4602-GNA
E7HT 4602-EDA	57	53	53	4	56	53/64	4	★E7HT 4602-EDA	E7HT 4602-GRA	57	53	53	4	50	17/32	4 9/16	★E7HT 4602-GRA
E7HT 4602-EEA	57	53	53	4	58	1/32	4	★E7HT 4602-EEA	E7HT 4602-GSA	57	53	53	4	50	29/32	4 9/16	★E7HT 4602-GSA
E7HT 4602-EFA	57	53	53	4	59	17/32	4	★E7HT 4602-EFA	E7HT 4602-GTA	57	53	53	4	52	1/32	4 9/16	★E7HT 4602-GTA

1990/ TRUCK SERIES 600/900

DRIVE LINE CROSS REFERENCE GUIDE

IDENTIFICATION AND/OR T.S.L. NUMBER	▲ CODE						▲ DRIVE SHAFT			IDENTIFICATION AND/OR T.S.L. NUMBER	▲ CODE						▲ DRIVE SHAFT		
	YOKE		UNIV		T	SIZE (INCHES)	PART NUMBER	YOKE			UNIV		T	SIZE (INCHES)	PART NUMBER				
	F	S	F	R				F	S		F	R							
	L	A	L	A	J	A	J	L	A		L	A	J	A	J				

Notes: †† Indicates Solid Shaft, ▲ Refer to page 1 of this section for explanation of the chart and the codes shown.
 † Truck Specification List - incl. in Louisville-built trucks since August 13, 1967
 % Install 90° out of phase

E7HT 4602-GUA	57	53	53	4	53	17/32	4 9/16	★E7HT 4602-GUA	E7HT 4602-MBA	57	53	53	4	28	1/4	4 9/16	★E7HT 4602-MBA
E7HT 4602-GVA	57	53	53	4	55	1/32	4 9/16	★E7HT 4602-GVA	E7HT 4602-MCA	57	53	53	4	34	1/4	4 9/16	★E7HT 4602-MCA
E7HT 4602-GYA	57	53	53	4	55	47/64	4 9/16	★E7HT 4602-GYA	E7HT 4602-MDA	57	53	53	4	43	1/4	4 9/16	★E7HT 4602-MDA
E7HT 4602-GZA	57	53	53	4	56	17/32	4 9/16	★E7HT 4602-GZA	E7HT 4602-MEA	91	54	54	4	45	1/4	4	★E7HT 4602-MEA
E7HT 4602-HAA	57	53	53	4	58	1/32	4 9/16	★E7HT 4602-HAA	E7HT 4602-MFA	91	54	54	4	60	1/4	4	★E7HT 4602-MFA
E7HT 4602-HBA	57	53	53	4	59	17/32	4 9/16	★E7HT 4602-HBA	E7HT 4602-MGA	91	54	54	4	69	1/4	4	★E7HT 4602-MGA
E7HT 4602-HCA	57	53	53	4	61	25/32	4 9/16	★E7HT 4602-HCA	E7HT 4602-MHA	91	54	54	4	67	3/4	4	★E7HT 4602-MHA
E7HT 4602-HDA	57	53	53	4	61	1/32	4 9/16	★E7HT 4602-HDA	E7HT 4602-NAA	57	53	53	4	22	43/64	4	★E7HT 4602-NAA
E7HT 4602-HEA	57	53	53	3	62	17/32	4 9/16	★E7HT 4602-HEA	E7HT 4602-NBA	57	53	53	4	25	43/64	4	★E7HT 4602-NBA
E7HT 4602-HFA	57	53	53	4	64	25/32	4 9/16	★E7HT 4602-HFA	E7HT 4602-NCA	57	53	53	4	23	3/4	4 9/16	★E7HT 4602-NCA
E7HT 4602-HGA	57	53	53	4	65		4 9/16	★E7HT 4602-HGA	E7HT 4602-NDA	57	53	53	4	25	1/4	4 9/16	★E7HT 4602-NDA
E7HT 4602-HHA	57	53	53	4	65	17/32	4 9/16	★E7HT 4602-HHA	E7HT 4602-NFA	111	52	52	4	19	43/64	4 3/32	★E7HT 4602-NFA
E7HT 4602-HJA	57	53	53	4	67	1/32	4 9/16	★E7HT 4602-HJA	E7HT 4602-NGA	111	52	52	4	20	53/64	4 3/32	★E7HT 4602-NGA
E7HT 4602-HKA	57	53	53	4	68	17/32	4 9/16	★E7HT 4602-HKA	E7HT 4602-NHA	111	52	52	4	22	43/64	4 3/32	★E7HT 4602-NHA
E7HT 4602-HLA	57	53	53	4	69	9/32	4 9/16	★E7HT 4602-HLA	E7HT 4602-NJA	80	38	38	4	18	25/32	4 1/2	★E7HT 4602-NJA
E7HT 4602-HMA	57	53	53	4	70	3/32	4 9/16	★E7HT 4602-HMA	E7HT 4602-NKA	80	38	38	4	21	25/32	4 1/2	★E7HT 4602-NKA
E7HT 4602-HNA	57	53	53	4	71	17/32	4 9/16	★E7HT 4602-HNA	E7HT 4602-NLA	80	38	38	4	23	5/8	4 1/2	★E7HT 4602-NLA
E7HT 4602-HRA	57	53	53	4	73	1/32	4 9/16	★E7HT 4602-HRA	E7HT 4602-NMA	80	38	38	4	35	29/64	4 1/2	★E7HT 4602-NMA
E7HT 4602-HSA	81	53	53		9	5/8	††	E8HZ 4602-R	E7HT 4602-NNA	111	52	52	4	23	53/64	4 3/32	★E7HT 4602-NNA
E7HT 4602-HUA	56	53	53		10	9/16	††	E8HZ 4602-S	E8HS 4602-AA	80	55	55	4	38	9/32	4 9/16	★E8HS 4602-AA
E7HT 4602-HYA	56	53	53		11	11/16	††	E8HZ 4602-Z	E8HS 4602-CA	80	55	55	4	50	9/32	4 9/16	★E8HS 4602-CA
E7HT 4602-JAA	57	53	53		15	7/8	††	E7HZ 4602-A	E8HT 4602-AA	111	56	56	4	14	3/4	4 1/16	★E8HT 4602-AA
E7HT 4602-JBA	56	53	53		15	15/32	††	E7HZ 4602-C	E8HT 4602-BA	111	56	56	4	15	3/4	2 1/2	★E8HT 4602-BA
E7HT 4602-JCA	57	53	53		17		††	E7HZ 4602-B	E8HT 4602-CA	111	56	56	4	16	29/32	2 1/2	★E8HT 4602-CA
E7HT 4602-JDA	56	53	53	4	14	17/32	4	★E7HT 4602-JDA	E8HT 4602-DA	111	56	56	4	17	3/4	2 1/2	★E8HT 4602-DA
E7HT 4602-JEA	56	53	53	4	14	17/32	4	★E7HT 4602-JEA	E8HT 4602-EA	111	56	56	4	30	3/4	4 3/32	★E8HT 4602-EA
E7HT 4602-JHA	56	53	53	4	14	25/32	4 9/16	★E7HT 4602-JHA	E8HT 4602-FA	111	56	56	4	21	3/4	2 1/2	★E8HT 4602-FA
E7HT 4602-JNA	57	53	53	4	21	9/32	4	★E7HT 4602-JNA	E8HT 4602-GA	111	56	56	4	22	43/64	2 1/2	★E8HT 4602-GA
E7HT 4602-JUA	57	53	53	4	21	19/64	4 9/16	★E7HT 4602-JUA	E8HT 4602-HA	111	56	56	4	22	29/32	2 1/2	★E8HT 4602-HA
%E7HT 4602-LAA	91	54	54	4	31	3/4	4	★E7HT 4602-LAA	E8HT 4602-JA	111	56	56	4	23	53/64	2 1/2	★E8HT 4602-JA
%E7HT 4602-LBA	91	54	54	4	32	1/2	4	★E7HT 4602-LBA	E8HT 4602-KA	111	56	56	4	24	3/4	2 1/2	★E8HT 4602-KA
%E7HT 4602-LCA	91	54	54	4	33	1/2	4	★E7HT 4602-LCA	E8HT 4602-LA	111	56	56	4	25	9/32	2 1/2	★E8HT 4602-LA
%E7HT 4602-LDA	91	54	54	4	37	3/4	4	★E7HT 4602-LDA	E8HT 4602-MA	111	56	56	4	27	3/4	2 1/2	★E8HT 4602-MA
%E7HT 4602-LEA	91	54	54	4	38	1/2	4	★E7HT 4602-LEA	E8HT 4602-NA	111	56	56	4	28	29/32	2 1/2	★E8HT 4602-NA
%E7HT 4602-LFA	91	54	54	4	55	3/4	4	★E7HT 4602-LFA	E8HT 4602-RA	111	56	56	4	30	3/4	2 1/2	★E8HT 4602-RA
%E7HT 4602-LGA	91	54	54	4	56	1/2	4	★E7HT 4602-LGA	E8HT 4602-SA	111	56	56	4	31	29/32	2 1/2	★E8HT 4602-SA
%E7HT 4602-LHA	57	53	53	4	31		4 9/16	★E7HT 4602-LHA	E8HT 4602-TA	111	56	56	4	33	3/4	4 1/16	★E8HT 4602-TA
%E7HT 4602-LJA	57	53	53	4	32		4 9/16	★E7HT 4602-LJA	E8HT 4602-UA	111	56	56	4	34	29/32	2 1/2	★E8HT 4602-UA
%E7HT 4602-LKA	57	53	53	4	39	19/64	4 9/16	★E7HT 4602-LKA	E8HT 4602-VA	111	56	56	4	36	15/16	2 1/2	★E8HT 4602-VA
%E7HT 4602-LLA	57	53	53	4	40	7/32	4 9/16	★E7HT 4602-LLA	E8HT 4602-YA	111	56	56	4	37	29/32	2 1/2	★E8HT 4602-YA
%E7HT 4602-LMA	57	53	53	4	56	3/8	4 9/16	★E7HT 4602-LMA	E8HT 4602-ZA	111	56	56	4	39	3/4	2 1/2	★E8HT 4602-ZA
%E7HT 4602-LNA	57	53	53	4	58	7/32	4 9/16	★E7HT 4602-LNA	E8HT 4602-AAA	111	56	56	4	41	17/32	4 1/16	★E8HT 4602-AAA
%E7HT 4602-LRA	57	53	53	4	33	5/32	4	★E7HT 4602-LRA	E8HT 4602-ABA	111	56	56	4	42	3/4	2 1/2	★E8HT 4602-ABA
%E7HT 4602-LSA	57	53	53	4	34	5/32	4	★E7HT 4602-LSA	E8HT 4602-ACA	111	56	56	4	43	29/32	2 1/2	★E8HT 4602-ACA
%E7HT 4602-LTA	57	53	53	4	39	15/64	4	★E7HT 4602-LTA	E8HT 4602-ADA	111	56	56	4	45	3/4	2 1/2	★E8HT 4602-ADA
%E7HT 4602-LUA	57	53	53	4	40	5/32	4	★E7HT 4602-LUA	E8HT 4602-AEA	111	56	56	4	46	29/32	2 1/2	★E8HT 4602-AEA
%E7HT 4602-LVA	57	53	53	4	56	5/16	4	★E7HT 4602-LVA	E8HT 4602-AFA	111	56	56	4	52	29/32	2 1/2	★E8HT 4602-AFA
%E7HT 4602-LYA	57	53	53	4	58	5/32	4	★E7HT 4602-LYA	E8HT 4602-AGA	111	56	56	4	50	17/32	4 1/16	★E8HT 4602-AGA
E7HT 4602-MAA	57	53	53	4	26	3/4	4 9/16	★E7HT 4602-MAA	E8HT 4602-AHA	111	56	56	4	51	3/4	2 1/2	★E8HT 4602-AHA

1990/
TRUCK SERIES 600/900

DRIVE LINE CROSS REFERENCE GUIDE

IDENTIFICATION AND/OR T.S.L. NUMBER	▲ CODE			▲ DRIVE SHAFT			IDENTIFICATION AND/OR T.S.L. NUMBER	▲ CODE			▲ DRIVE SHAFT										
	F L A N G E	S L I P	JOINT	F	R E A R	T Y P E		SIZE (INCHES)	A	B	PART NUMBER	F L A N G E	S L I P	JOINT	F	R E A R	T Y P E	SIZE (INCHES)	A	B	PART NUMBER

Notes: ** Indicates Solid Shaft, ▲ Refer to page 1 of this section for explanation of the chart and the codes shown.
 † Truck Specification List - incl. in Louisville-built trucks since August 13, 1967
 % Install 90° out of phase

E8HT 4602-AJA	111	56	56	4	52	29/32	2 1/2	*	E8HT 4602-AJA	E8HT 4602-DBA	111	56	56	4	67	1/32	4 3/32	*	E8HT 4602-DBA
E8HT 4602-AKA	111	56	56	4	54	3/4	2 1/2	*	E8HT 4602-AKA	E8HT 4602-DCA	111	56	56	4	68	17/32	4 3/32	*	E8HT 4602-DCA
E8HT 4602-ALA	111	56	56	4	55	29/32	2 1/2	*	E8HT 4602-ALA	E8HT 4602-DDA	111	56	56	4	70	1/32	4 3/32	*	E8HT 4602-DDA
E8HT 4602-AMA	111	56	56	4	57	3/4	2 1/2	*	E8HT 4602-AMA	E8HT 4602-DGA	120	56	56		12	3/8	**		E8HZ 4602-J
E8HT 4602-ANA	111	56	56	4	58	29/32	2 1/2	*	E8HT 4602-ANA	E8HT 4602-DHA	120	56	56		12	7/8	**		E8HZ 4602-K
E8HT 4602-ARA	111	56	56	4	60	3/4	2 1/2	*	E8HT 4602-ARA	E8HT 4602-DJA	120	56	56		11	1/32	**		E8HZ 4602-T
E8HT 4602-ASA	111	56	56	4	61	29/32	2 1/2	*	E8HT 4602-ASA	E8HT 4602-DKA	111	56	56		14	9/32	**		E8HZ 4602-L
E8HT 4602-ATA	111	56	56	4	64	1/32	4 1/16	*	E8HT 4602-ATA	E8HT 4602-DLA	80	56	56		13	7/8	**		E8HZ 4602-F
E8HT 4602-AUA	111	56	56	4	65	17/32	4 1/16	*	E8HT 4602-AUA	E8HT 4602-DMA	111	56	56		11	59/64	**		E8HZ 4602-V
E8HT 4602-AVA	111	56	56	4	67	1/32	4 1/16	*	E8HT 4602-AVA	E8HT 4602-DNA	111	56	56		15	9/32	**		E8HZ 4602-G
E8HT 4602-AYA	111	56	56	4	68	17/32	4 1/16	*	E8HT 4602-AYA	E8HT 4602-DRA	111	56	56		12	59/64	**		E8HZ 4602-W
E8HT 4602-BCA	111	56	56	4	14	3/4	4 3/32	*	E8HT 4602-BCA	E8HT 4602-DSA	111	56	56		13	27/64	**		E8HZ 4602-X
E8HT 4602-BDA	111	56	56	4	15	3/4	2 1/2	*	E8HT 4602-BDA	E8HT 4602-DTA	111	56	56		16	25/32	**		E8HZ 4602-M
E8HT 4602-BEA	111	56	56	4	16	29/32	2 1/2	*	E8HT 4602-BEA	E8HT 4602-DUA	111	56	56		14	27/64	**		E8HZ 4602-Y
E8HT 4602-BFA	111	56	56	4	18	3/4	2 1/2	*	E8HT 4602-BFA	E8HT 4602-DVA	80	55	55	4	15	21/64	4 9/16	*	E8HT 4602-DVA
E8HT 4602-BGA	111	56	56	4	19	43/64	2 1/2	*	E8HT 4602-BGA	E8HT 4602-DYA	80	55	55	4	15	15/16	3	*	E8HT 4602-DYA
E8HT 4602-BHA	111	56	56	4	43	29/32	4 3/32	*	E8HT 4602-BHA	E8HT 4602-DZA	80	55	55	4	17	25/32	3	*	E8HT 4602-DZA
E8HT 4602-BJA	111	56	56	4	20	53/64	2 1/2	*	E8HT 4602-BJA	E8HT 4602-EAA	80	55	55	4	18	15/16	3	*	E8HT 4602-EAA
E8HT 4602-BKA	111	56	56	4	21	3/4	2 1/2	*	E8HT 4602-BKA	E8HT 4602-EBA	80	55	55	4	20	25/32	3	*	E8HT 4602-EBA
E8HT 4602-BLA	111	56	56	4	22	43/64	2 1/2	*	E8HT 4602-BLA	E8HT 4602-ECA	80	55	55	4	21	45/64	3	*	E8HT 4602-ECA
E8HT 4602-BMA	111	56	56	4	22	29/32	2 1/2	*	E8HT 4602-BMA	E8HT 4602-EDA	80	55	55	4	21	29/32	4 9/16	*	E8HT 4602-EDA
E8HT 4602-BNA	111	56	56	4	23	53/64	2 1/2	*	E8HT 4602-BNA	E8HT 4602-EEA	80	55	55	4	23	25/32	3	*	E8HT 4602-EEA
E8HT 4602-BRA	111	56	56	4	24	3/4	4 3/32	*	E8HT 4602-BRA	E8HT 4602-EFA	80	55	55	4	24	15/16	3	*	E8HT 4602-EFA
E8HT 4602-BSA	111	56	56	4	25	29/32	2 1/2	*	E8HT 4602-BSA	E8HT 4602-EGA	80	55	55	4	26	25/32	3	*	E8HT 4602-EGA
E8HT 4602-BTA	111	56	56	4	27	3/4	2 1/2	*	E8HT 4602-BTA	E8HT 4602-EHA	80	55	55	4	27	15/16	3	*	E8HT 4602-EHA
E8HT 4602-BUA	111	56	56	4	28	29/32	2 1/2	*	E8HT 4602-BUA	E8HT 4602-EJA	80	55	55	4	29	25/32	3	*	E8HT 4602-EJA
E8HT 4602-BVA	111	56	56	4	30	3/4	4 3/32	*	E8HT 4602-BVA	E8HT 4602-EKA	80	55	55	4	30	15/16	3	*	E8HT 4602-EKA
E8HT 4602-BYA	111	56	56	4	31	29/32	2 1/2	*	E8HT 4602-BYA	E8HT 4602-ELA	80	55	55	4	32	25/32	3	*	E8HT 4602-ELA
E8HT 4602-BZA	111	56	56	4	33	3/4	2 1/2	*	E8HT 4602-BZA	E8HT 4602-EMA	80	55	55	4	33	15/16	3	*	E8HT 4602-EMA
E8HT 4602-CAA	111	56	56	4	34	29/32	2 1/2	*	E8HT 4602-CAA	E8HT 4602-ENA	80	55	55	4	35	25/32	3	*	E8HT 4602-ENA
E8HT 4602-CBA	111	56	56	4	36	3/4	2 1/2	*	E8HT 4602-CBA	E8HT 4602-ERA	80	55	55	4	36	15/16	3	*	E8HT 4602-ERA
E8HT 4602-CCA	111	56	56	4	37	29/32	2 1/2	*	E8HT 4602-CCA	E8HT 4602-ESA	80	55	55	4	38	25/32	3	*	E8HT 4602-ESA
E8HT 4602-CDA	111	56	56	4	39	3/4	2 1/2	*	E8HT 4602-CDA	E8HT 4602-ETA	80	55	55	4	39	15/16	3	*	E8HT 4602-ETA
E8HT 4602-CEA	111	56	56	4	40	29/32	2 1/2	*	E8HT 4602-CEA	E8HT 4602-EUA	80	55	55	4	41	25/32	4 9/16	*	E8HT 4602-EUA
E8HT 4602-CFA	111	56	56	4	42	3/4	2 1/2	*	E8HT 4602-CFA	E8HT 4602-EVA	80	55	55	4	42	15/16	4 9/16	*	E8HT 4602-EVA
E8HT 4602-CGA	111	56	56	4	43	29/32	2 1/2	*	E8HT 4602-CGA	E8HT 4602-EYA	80	55	55	4	44	25/32	4 9/16	*	E8HT 4602-EYA
E8HT 4602-CHA	111	56	56	4	20	53/64	4 3/32	*	E8HT 4602-CHA	E8HT 4602-EZA	80	55	55	4	45	15/16	4 9/16	*	E8HT 4602-EZA
E8HT 4602-CJA	111	56	56	4	46	29/32	4 3/32	*	E8HT 4602-CJA	E8HT 4602-FAA	80	55	55	4	47	25/32	4 9/16	*	E8HT 4602-FAA
E8HT 4602-CKA	111	56	56	4	48	3/4	4 3/32	*	E8HT 4602-CKA	E8HT 4602-FBA	80	55	55	4	49	17/32	4 9/16	*	E8HT 4602-FBA
E8HT 4602-CLA	111	56	56	4	49	29/32	4 3/32	*	E8HT 4602-CLA	E8HT 4602-FCA	80	55	55	4	50	25/32	4 9/16	*	E8HT 4602-FCA
E8HT 4602-CMA	111	56	56	4	51	3/4	4 3/32	*	E8HT 4602-CMA	E8HT 4602-FDA	80	55	55	4	51	15/16	4 9/16	*	E8HT 4602-FDA
E8HT 4602-CNA	111	56	56	4	52	29/32	4 3/32	*	E8HT 4602-CNA	E8HT 4602-FEA	80	55	55	4	53	25/32	4 9/16	*	E8HT 4602-FEA
E8HT 4602-CRA	111	56	56	4	54	3/4	4 3/32	*	E8HT 4602-CRA	E8HT 4602-FFA	80	55	55	4	54	15/16	4 9/16	*	E8HT 4602-FFA
E8HT 4602-CSA	111	56	56	4	55	29/32	4 3/32	*	E8HT 4602-CSA	E8HT 4602-FGA	80	55	55	4	56	25/32	4 9/16	*	E8HT 4602-FGA
E8HT 4602-CTA	111	56	56	4	57	3/4	4 3/32	*	E8HT 4602-CTA	E8HT 4602-FHA	80	55	55	4	57	15/16	4 9/16	*	E8HT 4602-FHA
E8HT 4602-CUA	111	56	56	4	58	29/32	4 3/32	*	E8HT 4602-CUA	E8HT 4602-FJA	80	55	55	4	59	25/32	4 9/16	*	E8HT 4602-FJA
E8HT 4602-CVA	111	56	56	4	60	3/4	4 3/32	*	E8HT 4602-CVA	E8HT 4602-FKA	80	55	55	4	60	15/16	4 9/16	*	E8HT 4602-FKA
E8HT 4602-CYA	111	56	56	4	62	17/32	4 3/32	*	E8HT 4602-CYA	E8HT 4602-FLA	80	55	55	4	63	1/32	4 9/16	*	E8HT 4602-FLA
E8HT 4602-CZA	111	56	56	4	64	1/32	4 3/32	*	E8HT 4602-CZA	E8HT 4602-FMA	80	55	55	4	64	17/32	4 9/16	*	E8HT 4602-FMA
E8HT 4602-DAA	111	56	56	4	65	17/32	4 3/32	*	E8HT 4602-DAA										

1990/
TRUCK SERIES 600/900

DRIVE LINE CROSS REFERENCE GUIDE

IDENTIFICATION AND/OR T.S.L. NUMBER	▲ CODE											IDENTIFICATION AND/OR T.S.L. NUMBER	▲ CODE										
	YOKE		UNIV			▲ DRIVE SHAFT							YOKE		UNIV			▲ DRIVE SHAFT					
	F	S	L	R	T	SIZE (INCHES)		PART NUMBER	F	S	L		R	T	SIZE (INCHES)		PART NUMBER						
	L	A	N	P	T	A	B		A	N	P		T	A	B								
E8HT 4602-FNA	80	55	55	4	66	17/32	4 9/16	★E8HT 4602-FNA	E8HT 4602-JJA	80	55	55	4	16	13/16	##	E8HZ 4602-E						
E8HT 4602-FRA	80	55	55	4	67	17/32	4 9/16	★E8HT 4602-FRA	E8HT 4602-JLA	80	55	55	4	14	3/32	##	E9HZ 4602-A						
E8HT 4602-FYA	80	55	55	4	16	13/64	3	★E8HT 4602-FYA	E8HT 4602-JMA	80	55	55	4	18	1/16	##	E8HZ 4602-D						
E8HT 4602-FZA	80	55	55	4	16	31/32	3	★E8HT 4602-FZA	E8HT 4602-JNA	80	55	55	4	18	11/16	##	E8HZ 4602-H						
E8HT 4602-GAA	80	55	55	4	17	31/32	3	★E8HT 4602-GAA	E8HT 4602-JRA	80	55	55	4	19	3/16	##	E8HZ 4602-P						
E8HT 4602-GBA	80	55	55	4	18	13/64	3	★E8HT 4602-GBA	E8HT 4602-JSA	80	55	55	4	24	25/32	4 9/16	★E8HT 4602-JSA						
E8HT 4602-GCA	80	55	55	4	19	1/8	4 1/2	★E8HT 4602-GCA	E8HT 4602-JTA	80	55	55	4	59	25/32	4 9/16	★E8HT 4602-JTA						
E8HT 4602-GDA	80	55	55	4	20	31/32	3	★E8HT 4602-GDA	E8HT 4602-JUA	57	53	53	4	20	57/64	4 9/16	★E8HT 4602-JUA						
E8HT 4602-GEA	80	55	55	4	21	13/64	3	★E8HT 4602-GEA	E8HT 4602-JVA	80	55	55	4	20	9/32	4 1/2	★E8HT 4602-JVA						
E8HT 4602-GFA	80	55	55	4	22	17/32	4 1/2	★E8HT 4602-GFA	E8HT 4602-JYA	80	55	55	4	20	11/32	4 9/16	★E8HT 4602-JYA						
E8HT 4602-GGA	80	55	55	4	23	3/64	3	★E8HT 4602-GGA	E8HT 4602-JZA	80	55	55	4	36	25/32	4 1/2	★E8HT 4602-JZA						
E8HT 4602-GHA	80	55	55	4	24	1/32	4 1/2	★E8HT 4602-GHA	E8HT 4602-KAA	80	55	55	4	24	25/32	4 1/2	★E8HT 4602-KAA						
E8HT 4602-GJA	80	55	55	4	25	1/8	3	★E8HT 4602-GJA	E8HT 4602-KBA	80	55	55	4	33	25/32	4 1/2	★E8HT 4602-KBA						
E8HT 4602-GKA	80	55	55	4	26	31/32	3	★E8HT 4602-GKA	E8HT 4602-KCA	80	55	55	4	18	25/32	4 9/16	★E8HT 4602-KCA						
E8HT 4602-GLA	80	55	55	4	28	1/8	3	★E8HT 4602-GLA	E8HT 4602-KDA	80	55	55	4	36	25/32	4 9/16	★E8HT 4602-KDA						
E8HT 4602-GMA	80	55	55	4	29	31/32	3	★E8HT 4602-GMA	★E8HT 4602-KEA	57	53	53	4	31	25/32	4 9/16	★E8HT 4602-KEA						
E8HT 4602-GNA	80	55	55	4	31	1/8	3	★E8HT 4602-GNA	★E8HT 4602-KFA	57	53	53	4	34	1/32	4 9/16	★E8HT 4602-KFA						
E8HT 4602-GRA	80	55	55	4	32	31/32	3	★E8HT 4602-GRA	★E9HT 4602-NSA	91	54	54	4	56	5/16	4	★E9HT 4602-NSA						
E8HT 4602-GSA	80	55	55	4	34	1/8	3	★E8HT 4602-GSA	★E9HT 4602-NTA	80	55	55	4	37	17/32	4 1/2	★E9HT 4602-NTA						
E8HT 4602-GTA	80	55	55	4	35	3/64	4 1/2	★E8HT 4602-GTA	★E9HT 4602-NUA	80	55	55	4	61	17/32	4 1/2	★E9HT 4602-NUA						
E8HT 4602-GUA	80	55	55	4	35	31/32	3	★E8HT 4602-GUA	★E9HT 4602-NVA	80	55	55	4	57	1/32	4 1/2	★E9HT 4602-NVA						
E8HT 4602-GVA	80	55	55	4	37	1/8	3	★E8HT 4602-GVA	★E9HT 4602-NYA	80	55	55	4	60	1/32	4 1/2	★E9HT 4602-NYA						
E8HT 4602-GYA	80	55	55	4	38	31/32	3	★E8HT 4602-GYA	★E9HT 4602-NZA	91	54	54	4	21	1/16	4	★E9HT 4602-NZA						
E8HT 4602-GZA	80	55	55	4	40	1/8	4 1/2	★E8HT 4602-GZA	★E9HT 4602-RAA	80	55	55	4	46	17/32	4 1/2	★E9HT 4602-RAA						
E8HT 4602-HAA	80	55	55	4	41	31/32	4 1/2	★E8HT 4602-HAA	★E9HT 4602-RBA	80	55	55	4	55	17/32	4 1/2	★E9HT 4602-RBA						
E8HT 4602-HBA	80	55	55	4	43	1/8	4 1/2	★E8HT 4602-HBA	★E9HT 4602-RCA	80	55	55	4	33	1/32	4 1/2	★E9HT 4602-RCA						
E8HT 4602-HCA	80	55	55	4	44	31/32	4 1/2	★E8HT 4602-HCA	★E9HT 4602-REA	80	55	55	4	58	17/32	4 1/2	★E9HT 4602-REA						
E8HT 4602-HDA	80	55	55	4	46	1/8	4 1/2	★E8HT 4602-HDA	★E9HT 4602-RGA	80	55	55	4	30	1/32	4 1/2	★E9HT 4602-RGA						
E8HT 4602-HEA	80	55	55	4	47	31/32	4 1/2	★E8HT 4602-HEA	E9HT 4602-RJA	107	51	51	4	64	15/32	4	★E9HT 4602-RJA						
E8HT 4602-HFA	80	55	55	4	49	1/8	4 1/2	★E8HT 4602-HFA	E9HT 4602-RKA	107	51	51	4	65	15/32	4	★E9HT 4602-RKA						
E8HT 4602-HGA	80	55	55	4	50	31/32	4 1/2	★E8HT 4602-HGA	★E9HT 4602-RLA	111	56	56	4	59	17/32	4 3/32	★E9HT 4602-RLA						
E8HT 4602-HHA	80	55	55	4	52	1/8	4 1/2	★E8HT 4602-HHA	★E9HT 4602-RMA	80	55	55	4	54	1/32	4 1/2	★E9HT 4602-RMA						
E8HT 4602-HJA	80	55	55	4	53	31/32	4 1/2	★E8HT 4602-HJA	★E9HT 4602-RNA	80	55	55	4	43	17/32	4 1/2	★E9HT 4602-RNA						
E8HT 4602-HKA	80	55	55	4	55	1/8	4 1/2	★E8HT 4602-HKA	★E9HT 4602-RRR	80	55	55	4	39	1/32	4 1/2	★E9HT 4602-RRR						
E8HT 4602-HLA	80	55	55	4	56	31/32	4 1/2	★E8HT 4602-HLA	★E9HT 4602-RSA	80	55	55	4	36	1/32	4 1/2	★E9HT 4602-RSA						
E8HT 4602-HMA	80	55	55	4	58	1/8	4 1/2	★E8HT 4602-HMA	★E9HT 4602-RTA	80	55	55	4	22	17/32	4 1/2	★E9HT 4602-RTA						
E8HT 4602-HNA	80	55	55	4	59	31/32	4 1/2	★E8HT 4602-HNA	★E9HT 4602-RUA	111	56	56	4	38	17/32	4 3/32	★E9HT 4602-RUA						
E8HT 4602-HRA	80	55	55	4	61	1/8	4 1/2	★E8HT 4602-HRA	★E9HT 4602-RVA	80	55	55	4	64	17/32	4 1/2	★E9HT 4602-RVA						
E8HT 4602-HSA	80	55	55	4	63	1/32	4 1/2	★E8HT 4602-HSA	★E9HT 4602-RYA	80	55	55	4	66	1/32	4 1/2	★E9HT 4602-RYA						
E8HT 4602-HTA	80	55	55	4	64	17/32	4 1/2	★E8HT 4602-HTA	★E9HT 4602-RZA	91	54	54	4	39	1/16	4	★E9HT 4602-RZA						
E8HT 4602-HUA	80	55	55	4	66	1/32	4 1/2	★E8HT 4602-HUA	★E9HT 4602-SAA	80	55	55	4	51	1/32	4 1/2	★E9HT 4602-SAA						
E8HT 4602-HVA	80	55	55	4	67	17/32	4 1/2	★E8HT 4602-HVA	★E9HT 4602-SBA	80	55	55	4	45	1/32	4 1/2	★E9HT 4602-SBA						
E8HT 4602-HYA	80	55	55	4	69	1/32	4 1/2	★E8HT 4602-HYA	★E9HT 4602-SCA	57	53	53	4	59	17/32	4 1/2	★E9HT 4602-SCA						
E8HT 4602-JDA	109	55	55	13			##	E8HZ 4602-N	★E9HT 4602-SDA	57	53	53	4	43	1/32	4 9/16	★E9HT 4602-SDA						
E8HT 4602-JEA	110	55	55	14	5/16		##	E8HZ 4602-A	★E9HT 4602-SEA	80	55	55	4	28	17/32	4 1/2	★E9HT 4602-SEA						
E8HT 4602-JFA	97	55	55	11	27/32		##	E9HZ 4602-B	★E9HT 4602-SFA	80	55	55	4	58	17/32	4 1/2	★E9HT 4602-SFA						
E8HT 4602-JGA	83	55	55	15	7/16		##	E8HZ 4602-B	★E9HT 4602-SGA	57	53	53	4	65	17/32	4 1/2	★E9HT 4602-SGA						
E8HT 4602-JHA	80	55	55	16	3/16		##	E8HZ 4602-C	★E9HT 4602-SHA	80	55	55	4	52	17/32	4 1/2	★E9HT 4602-SHA						

Notes: ## Indicates Solid Shaft, ▲ Refer to page 1 of this section for explanation of the chart and the codes shown.
† Truck Specification List - incl. in Louisville-built trucks since August 13, 1967
% Install 90° out of phase

1990/
TRUCK SERIES 600/900

DRIVE LINE CROSS REFERENCE GUIDE

IDENTIFICATION AND/OR T.S.L. NUMBER	▲ CODE				▲ DRIVE SHAFT				IDENTIFICATION AND/OR T.S.L. NUMBER	▲ CODE				▲ DRIVE SHAFT			
	YOKE		UNIV							YOKE		UNIV					
	F	S	L	R	F	S	L	R		F	S	L	R	F	S	L	R
	L	L	F	R	T	SIZE (INCHES)		PART NUMBER		L	L	F	R	T	SIZE (INCHES)		PART NUMBER
	A	N	P	T		A	B			A	N	P	T		A	B	

Notes: †† Indicates Solid Shaft, ▲ Refer to page 1 of this section for explanation of the chart and the codes shown.
 † Truck Specification List - incl. in Louisville-built trucks since August 13, 1967
 % Install 90° out of phase

%E9HT 4602-SJA	111	56	56	4	36	1/32	4	3/32	★ E9HT 4602-SJA	D2HA 4606-RA	70	41	41	22	8	1/2	††	C8HZ 4606-N
%E9HT 4602-SMA	80	55	55	4	37	17/32	4	1/2	★ E9HT 4602-SMA	D3HA 4606-EA	74	40	40		7	7/8	††	D3HZ 4606-B
%E9HT 4602-SRA	80	55	55	4	67	17/32	4	1/2	★ E9HT 4602-SRA	D3HA 4606-FA	74	40	40		6	1/8	††	D3HZ 4606-C
87HU 4602-CA	91	54	54	5	48	17/64	4		★ 87HU 4602-CA	E1HT 4606-BA	116	39	39		6	15/16	††	E1HZ 4606-A
87HU 4602-DA	91	54	54	5	30	17/64	4		★ 87HU 4602-DA	E1HT 4606-CA	115	39	39		6	15/16	††	E1HZ 4606-B
87HU 4602-EA	57	53	53	5	46	31/64	4	9/16	★ 87HU 4602-EA	E1HT 4606-DA	114	39	39		8	1/8	††	E1HZ 4606-C
87HU 4602-FA	57	53	53	5	49	31/64	4	9/16	★ 87HU 4602-FA	E1HT 4606-EA	113	39	39		9	7/8	††	E1HZ 4606-D
87HU 4602-HA	91	54	54	5	41	33/64	4		★ 87HU 4602-HA									

1990/
TRUCK SERIES 600/900

DRIVE LINE CROSS REFERENCE

IDENTIFICATION AND/OR T.S.L. NUMBER	PARTS LIST NO.	SHAFT			PART NUMBER	IDENTIFICATION AND/OR T.S.L. NUMBER	PARTS LIST NO.	SHAFT			PART NUMBER
		T Y P E	A (INCHES)	B (INCHES)				T Y P E	A (INCHES)	B (INCHES)	

Note: ♦ REFER TO SECTION 48.1 PAGE 1 FOR EXPLANATION OF THE CHART AND THE CODES SHOWN

% Install 90° out of phase

C9HA 4817-AU	46	2	26 25/32	3 1/2	★C9HZ 4817-F	D3HA 4817-DSA	80	1	42 31/32	4 1/2	★D3HA 4817-DSA
D0HA 4817-HB	46	2	46 25/32	3 1/2	★D0HZ 4817-EH	D3HA 4817-DYA	80	1	42 1/32	4 1/2	★D3HA 4817-DYA
D0HA 4817-HC	46	2	63 13/16	4	★D0HZ 4817-DE	D3HA 4817-DZA	80	1	43 1/32	4 1/2	★D3HA 4817-DZA
D0HA 4817-HD	46	2	69 13/16	4	★D0HZ 4817-DK	D3HA 4817-EAA	80	1	49 1/4	4 1/2	★D3HA 4817-EAA
D0HA 4817-KF	46	2	65 13/16	4	★D0HZ 4817-DH	D3HA 4817-ECA	80	1	50 1/32	4 1/2	★D3HA 4817-ECA
D0HA 4817-KG	46	2	71 25/32	4	★D0HZ 4817-DD	D3HA 4817-EDA	80	1	51 31/32	4 1/2	★D3HA 4817-EDA
D0HA 4817-KH	59	1	67 17/64	4	★D0HZ 4817-AU	D3HA 4817-EKA	80	1	57 31/32	4 1/2	★D3HA 4817-EKA
D0HA 4817-KR	46	2	30 25/32	3 1/2	★D0HZ 4817-EV	D3HA 4817-FNA	81	1	23 1/32	4 1/2	★D3HA 4817-FNA
D0HA 4817-LS	46	2	42 25/32	3 1/2	★D0HZ 4817-EG	D3HA 4817-FRA	81	1	29 3/32	4 1/2	★D3HA 4817-FRA
D0HA 4817-LT	46	2	59 25/32	3 1/2	★D0HZ 4817-ET	D3HA 4817-FSA	81	1	30 3/32	4 1/2	★D3HA 4817-FSA
D0HA 4817-LU	46	2	66 13/16	4	★D0HZ 4817-DJ	D3HA 4817-FTA	81	1	31 3/32	4 1/2	★D3HA 4817-FTA
D0HA 4817-LV	59	1	62 17/64	4	★D0HZ 4817-AT	D3HA 4817-FUA	81	1	27 1/32	4 1/2	★D3HA 4817-FUA
D0HA 4817-NK	46	2	31 25/32	3 1/2	★D0HZ 4817-EE	D3HA 4817-FVA	81	1	33 3/32	4 1/2	★D3HA 4817-FVA
D0HA 4817-NL	46	2	49 25/32	3 1/2	★D0HZ 4817-EL	D3HA 4817-FYA	81	1	34 3/32	4 1/2	★D3HA 4817-FYA
D0HA 4817-NM	46	2	64 13/16	4	★D0HZ 4817-DF	D3HA 4817-FZA	81	1	36 31/32	4 1/2	★D3HA 4817-FZA
D0HA 4817-NS	46	2	47 25/32	3 1/2	★D0HZ 4817-EJ	D3HA 4817-GAA	81	1	31 1/32	4 1/2	★D3HA 4817-GAA
D0HA 4817-NT	46	2	32 25/32	3 1/2	★D0HZ 4817-EF	D3HA 4817-GBA	81	1	37 3/32	4 1/2	★D3HA 4817-GBA
D0HA 4817-NU	59	1	55 9/32	3 1/2	★D0HZ 4817-EC	D3HA 4817-GDA	81	1	39 1/32	4 1/2	★D3HA 4817-GDA
D0HA 4817-SM	46	2	65 5/16	4	★D0HZ 4817-DG	D3HA 4817-GEA	73	1	40	4 1/2	★D3HA 4817-GEA
D0TA 4817-T	46	2	56 25/32	3 1/2	★D0TZ 4817-Y	D3HA 4817-GFA	81	1	41 3/32	4 1/2	★D3HA 4817-GFA
D1HA 4817-VA	46	2	67 25/32	4	★D1HZ 4817-E	D3HA 4817-GGA	81	1	42 3/32	4 1/2	★D3HA 4817-GGA
D2HA 4817-UA	59	2	59 9/32	4	★D2HZ 4817-E	D3HA 4817-GHA	81	1	44 31/32	4 1/2	★D3HA 4817-GHA
D2HA 4817-BBA	73	1	22 1/32	4 1/2	★D2HZ 4817-L	D3HA 4817-GJA	81	1	44 3/32	4 1/2	★D3HA 4817-GJA
D2HA 4817-DHA	81	1	20 7/16	4 1/2	★D2HA 4817-DHA	D3HA 4817-GKA	81	1	45 3/32	4 1/2	★D3HA 4817-GKA
D2HA 4817-DKA	81	1	22 7/16	4 1/2	★D2HA 4817-DKA	D3HA 4817-GLA	81	1	46 3/32	4 1/2	★D3HA 4817-GLA
D2HA 4817-DLA	81	1	24 31/32	4 1/2	★D2HA 4817-DLA	D3HA 4817-GMA	81	1	42 1/32	4 1/2	★D3HA 4817-GMA
D2HA 4817-DNA	81	1	25 31/32	4 1/2	★D2HA 4817-DNA	D3HA 4817-GNA	81	1	49 31/32	4 1/2	★D3HA 4817-GNA
D2HA 4817-FHA	80	1	14 1/32	4	★D2HA 4817-FHA	D3HA 4817-GRA	81	1	46 3/16	4 1/2	★D3HA 4817-GRA
D2HA 4817-FJA	80	1	20 29/32	4	★D2HA 4817-FJA	D3HA 4817-GSA	81	1	45 1/32	4 1/2	★D3HA 4817-GSA
D2HA 4817-FMA	80	1	19 1/32	4	★D2HA 4817-FMA	D3HA 4817-GTA	81	1	46 1/32	4 1/2	★D3HA 4817-GTA
D2HA 4817-FNA	80	1	24 31/32	4	★D2HA 4817-FNA	D3HA 4817-GUA	81	1	52 3/32	4 1/2	★D3HA 4817-GUA
D2HA 4817-GFA	80	1	17 7/16	4 1/2	★D2HA 4817-GFA	D3HA 4817-GVA	81	1	53 3/32	4 1/2	★D3HA 4817-GVA
D2HA 4817-GGA	80	1	19 1/32	4 1/2	★D2HA 4817-GGA	D3HA 4817-GYA	81	1	49 1/32	4 1/2	★D3HA 4817-GYA
D2HA 4817-GHA	80	1	20 1/32	4 1/2	★D2HA 4817-GHA	D3HA 4817-GZA	81	1	50 1/32	4 1/2	★D3HA 4817-GZA
D3HA 4817-ARA	80	1	27 3/32	4	★D3HA 4817-ARA	D3HA 4817-HBA	81	1	52 1/32	4 1/2	★D3HA 4817-HBA
D3HA 4817-AVA	80	1	31 31/32	4	★D3HA 4817-AVA	D3HA 4817-HCA	81	1	58 3/32	4 1/2	★D3HA 4817-HCA
D3HA 4817-AYA	55	1	33	4	★D3HA 4817-AYA	D3HA 4817-HDA	81	1	59 3/32	4 1/2	★D3HA 4817-HDA
D3HA 4817-AZA	55	1	34	4	★D3HA 4817-AZA	D3HA 4817-HEA	81	1	60 3/32	4 1/2	★D3HA 4817-HEA
D3HA 4817-BFA	80	1	39 31/32	4	★D3HA 4817-BFA	D3HA 4817-HFA	81	1	62 31/32	4 1/2	★D3HA 4817-HFA
D3HA 4817-BJA	55	1	43	4	★D3HA 4817-BJA	D3HA 4817-HGA	73	1	63 31/32	4 1/2	★D3HA 4817-HGA
D3HA 4817-BMA	55	1	46	4	★D3HA 4817-BMA	D3HA 4817-HHA	81	1	63 3/32	4 1/2	★D3HA 4817-HHA
D3HA 4817-BNA	80	1	46 31/32	4	★D3HA 4817-BNA	D3HA 4817-HJA	81	1	64 3/32	4 1/2	★D3HA 4817-HJA
D3HA 4817-BRA	80	1	47 31/32	4	★D3HA 4817-BRA	D3HA 4817-HKA	81	1	66 31/32	4 1/2	★D3HA 4817-HKA
D3HA 4817-BSA	80	1	48 31/32	4	★D3HA 4817-BSA	D3HA 4817-HLA	81	1	61 1/32	4 1/2	★D3HA 4817-HLA
D3HA 4817-BTA	80	1	49 31/32	4	★D3HA 4817-BTA	D3HA 4817-HMA	81	1	67 3/32	4 1/2	★D3HA 4817-HMA
D3HA 4817-BUA	80	1	50 31/32	4	★D3HA 4817-BUA	D3HA 4817-HNA	81	1	63 1/32	4 1/2	★D3HA 4817-HNA
D3HA 4817-BVA	80	1	51 31/32	4	★D3HA 4817-BVA	D3HA 4817-HRA	81	2	64 1/32	4 1/2	★D3HA 4817-HRA
D3HA 4817-BYA	80	1	52 31/32	4	★D3HA 4817-BYA	D3HA 4817-HSA	81	1	65 1/32	4 1/2	★D3HA 4817-HSA
D3HA 4817-BZA	80	1	53 31/32	4	★D3HA 4817-BZA	D3HA 4817-HUA	81	1	67 1/32	4 1/2	★D3HA 4817-HUA
D3HA 4817-CAA	80	1	54 31/32	4	★D3HA 4817-CAA	D3HA 4817-HZA	81	1	70 1/32	4 1/2	★D3HA 4817-HZA
D3HA 4817-CBA	80	1	55 31/32	4	★D3HA 4817-CBA	D3HA 4817-JAA	81	1	77 31/32	4 1/2	★D3HA 4817-JAA
D3HA 4817-CDA	80	1	57 31/32	4	★D3HA 4817-CDA						

1990/
TRUCK SERIES 600/900

DRIVE LINE CROSS REFERENCE

IDENTIFICATION AND/OR T.S.L. NUMBER	PARTS LIST NO.	SHAFT			IDENTIFICATION AND/OR T.S.L. NUMBER	PARTS LIST NO.	SHAFT				
		T Y P E	A (INCHES)	B (INCHES)			PART NUMBER	T Y P E	A (INCHES)	B (INCHES)	PART NUMBER
Note: ♦ REFER TO SECTION 48.1 PAGE 1 FOR EXPLANATION OF THE CHART AND THE CODES SHOWN											
% Install 90° out of phase											
D3HA 4817-JDA	81	1	79 3/32	4 1/2	★D3HA 4817-JDA	D4HA 4817-EMA	95	1	57 3/16	4	★D4HA 4817-EMA
D3HA 4817-JEA	81	1	75 1/32	4 1/2	★D3HA 4817-JEA	D4HA 4817-ENA	95	1	58 19/64	4	★D4HA 4817-ENA
D4HA 4817-YA	90	2	28 11/32	3	★D4HA 4817-YA	D4HA 4817-ERA	95	1	59 3/16	4	★D4HA 4817-ERA
D4HA 4817-ZA	90	2	27 11/32	3	★D4HA 4817-ZA	D4HA 4817-ESA	95	1	60 3/16	4	★D4HA 4817-ESA
D4HA 4817-ACA	90	2	36 11/32	3	★D4HA 4817-ACA	D4HA 4817-ETA	95	1	61 3/16	4	★D4HA 4817-ETA
D4HA 4817-AUA	98	3	59 5/32	4	★D4HA 4817-AUA	D4HA 4817-EUA	95	1	62 3/16	4	★D4HA 4817-EUA
D4HA 4817-CFA	90	2	57 25/32	3 1/2	★D4HA 4817-CFA	D4HA 4817-EVA	95	1	61 13/16	4	★D4HA 4817-EVA
D4HA 4817-CHA	95	1	13 9/32	4	★D4HA 4817-CHA	D4HA 4817-EYA	95	1	64 19/64	4	★D4HA 4817-EYA
D4HA 4817-CJA	95	1	14 19/64	4	★D4HA 4817-CJA	D4HA 4817-EZA	95	1	65 19/64	4	★D4HA 4817-EZA
D4HA 4817-CKA	95	1	15 19/64	4	★D4HA 4817-CKA	D4HA 4817-FBA	95	1	65 13/16	4	★D4HA 4817-FBA
D4HA 4817-CMA	95	1	17 21/64	4	★D4HA 4817-CMA	D4HA 4817-FCA	95	1	66 13/16	4	★D4HA 4817-FCA
D4HA 4817-CNA	95	1	18 19/64	4	★D4HA 4817-CNA	D4HA 4817-FDA	95	1	69 19/64	4	★D4HA 4817-FDA
D4HA 4817-CRA	95	1	18 19/64	4	★D4HA 4817-CRA	D5TA 4817-CMA	108	3	61 9/32	4	★D5TA 4817-CMA
D4HA 4817-CSA	95	1	19 19/64	4	★D4HA 4817-CSA	D6HA 4817-ABA	101	3	25 53/64	3 1/2	★D6HA 4817-ABA
D4HA 4817-CTA	95	1	19 13/16	4	★D4HA 4817-CTA	D6TA 4817-LA	108	3	61 7/16	4	★D6TA 4817-LA
D4HA 4817-CUA	95	1	22 9/32	4	★D4HA 4817-CUA	D7HT 4817-CEA	81	1	19 3/32	4 1/2	★D7HT 4817-CEA
D4HA 4817-CVA	95	1	23 21/64	4	★D4HA 4817-CVA	D7HT 4817-CFA	81	1	20 3/32	4 1/2	★D7HT 4817-CFA
D4HA 4817-CYA	95	1	23 19/64	4	★D4HA 4817-CYA	D7HT 4817-CGA	81	1	21 3/32	4 1/2	★D7HT 4817-CGA
D4HA 4817-CZA	95	1	21 1/16	4	★D4HA 4817-CZA	D7HT 4817-CHA	81	1	16 29/32	4 1/2	★D7HT 4817-CHA
D4HA 4817-DAA	95	1	27 9/32	4	★D4HA 4817-DAA	D7HT 4817-CJA	81	1	23 31/32	4 1/2	★D7HT 4817-CJA
D4HA 4817-DBA	95	1	27 3/16	4	★D4HA 4817-DBA	D7HT 4817-CKA	81	1	24 3/32	4 1/2	★D7HT 4817-CKA
D4HA 4817-DCA	95	1	28 3/16	4	★D4HA 4817-DCA	D7HT 4817-CLA	81	2	25 61/64	4 1/2	★D7HT 4817-CLA
D4HA 4817-DDA	95	1	27 13/16	4	★D4HA 4817-DDA	D7HT 4817-CMA	81	1	26 31/32	4 1/2	★D7HT 4817-CMA
D4HA 4817-DEA	95	1	30 3/16	4	★D4HA 4817-DEA	D7HT 4817-CNA	81	1	29 7/8	4 1/2	★D7HT 4817-CNA
D4HA 4817-DFA	95	1	31 3/16	4	★D4HA 4817-DFA	D7HT 4817-CRA	81	1	30 7/8	4 1/2	★D7HT 4817-CRA
D4HA 4817-DGA	95	1	32 3/16	4	★D4HA 4817-DGA	D7HT 4817-CSA	81	1	30 31/32	4 1/2	★D7HT 4817-CSA
D4HA 4817-DHA	95	1	33 3/16	4	★D4HA 4817-DHA	D7HT 4817-CTA	81	1	31 31/32	4 1/2	★D7HT 4817-CTA
D4HA 4817-DJA	95	1	34 3/16	4	★D4HA 4817-DJA	D7HT 4817-CUA	81	1	32 31/32	4 1/2	★D7HT 4817-CUA
D4HA 4817-DKA	95	1	35 3/16	4	★D4HA 4817-DKA	D7HT 4817-CVA	81	1	33 31/32	4 1/2	★D7HT 4817-CVA
D4HA 4817-DLA	95	1	32 5/64	4	★D4HA 4817-DLA	D7HT 4817-CYA	81	1	29 7/32	4 1/2	★D7HT 4817-CYA
D4HA 4817-DMA	95	1	37 3/16	4	★D4HA 4817-DMA	D7HT 4817-CZA	81	1	35 31/32	4 1/2	★D7HT 4817-CZA
D4HA 4817-DNA	95	1	38 19/64	4	★D4HA 4817-DNA	D7HT 4817-DAA	81	1	36 31/32	4 1/2	★D7HT 4817-DAA
D4HA 4817-DRA	95	1	39 19/64	4	★D4HA 4817-DRA	D7HT 4817-DBA	81	1	32 1/32	4 1/2	★D7HT 4817-DBA
D4HA 4817-DSA	95	1	38 13/16	4	★D4HA 4817-DSA	D7HT 4817-DCA	81	1	38 3/32	4 1/2	★D7HT 4817-DCA
D4HA 4817-DTA	95	1	41 19/64	4	★D4HA 4817-DTA	D7HT 4817-DDA	81	1	39 31/32	4 1/2	★D7HT 4817-DDA
D4HA 4817-DUA	95	1	38 5/64	4	★D4HA 4817-DUA	D7HT 4817-DEA	81	1	40 3/32	4 1/2	★D7HT 4817-DEA
D4HA 4817-DVA	95	1	41 13/16	4	★D4HA 4817-DVA	D7HT 4817-DFA	81	1	41 31/32	4 1/2	★D7HT 4817-DFA
D4HA 4817-DYA	95	1	42 13/16	4	★D4HA 4817-DYA	D7HT 4817-DHA	81	1	43 31/32	4	★D7HT 4817-DHA
D4HA 4817-DZA	95	1	45 3/16	4	★D4HA 4817-DZA	D7HT 4817-DJA	81	1	44 31/32	4 1/2	★D7HT 4817-DJA
D4HA 4817-EAA	95	1	46 3/16	4	★D4HA 4817-EAA	D7HT 4817-DKA	81	1	46 31/32	4 1/2	★D7HT 4817-DKA
D4HA 4817-EBA	95	1	47 19/64	4	★D4HA 4817-EBA	D7HT 4817-DMA	81	1	42 1/32	4 1/2	★D7HT 4817-DMA
D4HA 4817-ECA	95	1	48 3/16	4	★D4HA 4817-ECA	D7HT 4817-DNA	81	1	48 31/32	4 1/2	★D7HT 4817-DNA
D4HA 4817-EDA	95	1	49 3/16	4	★D4HA 4817-EDA	D7HT 4817-DRA	81	1	49 31/32	4 1/2	★D7HT 4817-DRA
D4HA 4817-EEA	95	1	48 13/16	4	★D4HA 4817-EEA	D7HT 4817-DSA	81	1	45 1/32	4 1/2	★D7HT 4817-DSA
D4HA 4817-EFA	95	1	51 3/16	4	★D4HA 4817-EFA	D7HT 4817-DTA	81	1	51 31/32	4 1/2	★D7HT 4817-DTA
D4HA 4817-EGA	95	1	52 3/16	4	★D4HA 4817-EGA	D7HT 4817-DUA	81	1	53 31/32	4 1/2	★D7HT 4817-DUA
D4HA 4817-EHA	95	1	49 5/64	4	★D4HA 4817-EHA	D7HT 4817-DVA	81	1	53 31/32	4 1/2	★D7HT 4817-DVA
D4HA 4817-EJA	95	1	54 3/16	4	★D4HA 4817-EJA	D7HT 4817-DYA	81	1	54 31/32	4 1/2	★D7HT 4817-DYA
D4HA 4817-EKA	95	1	55 3/16	4	★D4HA 4817-EKA	D7HT 4817-DZA	81	1	56 31/32	4 1/2	★D7HT 4817-DZA
D4HA 4817-ELA	95	1	56 7/16	4	★D4HA 4817-ELA	D7HT 4817-EBA	81	1	57 31/32	4 1/2	★D7HT 4817-EBA

1990/
TRUCK SERIES 600/900

DRIVE LINE CROSS REFERENCE

IDENTIFICATION AND/OR T.S.L. NUMBER	PARTS LIST NO.	SHAFT			PART NUMBER	IDENTIFICATION AND/OR T.S.L. NUMBER	PARTS LIST NO.	SHAFT			PART NUMBER
		T Y P E	A (INCHES)	B (INCHES)				T Y P E	A (INCHES)	B (INCHES)	

Note: ♦ REFER TO SECTION 48.1 PAGE 1 FOR EXPLANATION OF THE CHART AND THE CODES SHOWN

% Install 90° out of phase

D7HT 4817-ECA	81	1	58 3/32	4 1/2	★D7HT 4817-ECA	D9HT 4817-BVA	130	2	51 25/32	3 1/2	★D9HT 4817-BVA
D7HT 4817-EDA	81	1	59 3/32	4 1/2	★D7HT 4817-EDA	D9HT 4817-BZA	130	2	52 25/32	3 1/2	★D9HT 4817-BZA
D7HT 4817-EFA	81	1	61 31/32	4 1/2	★D7HT 4817-EFA	D9HT 4817-CBA	130	2	53 25/32	3 1/2	★D9HT 4817-CBA
D7HT 4817-EGA	81	1	62 31/32	4 1/2	★D7HT 4817-EGA	D9HT 4817-CDA	130	2	54 49/64	3 1/2	★D9HT 4817-CDA
D7HT 4817-EHA	81	1	63 31/32	4 1/2	★D7HT 4817-EHA	D9HT 4817-CFA	130	2	55 25/32	3 1/2	★D9HT 4817-CFA
D7HT 4817-EJA	81	1	64 3/32	4 1/2	★D7HT 4817-EJA	D9HT 4817-GHA	130	2	56 25/32	3 1/2	★D9HT 4817-GHA
D7HT 4817-EKA	81	1	60 1/32	4 1/2	★D7HT 4817-EKA	D9HT 4817-CKA	130	2	57 49/64	3 1/2	★D9HT 4817-CKA
D7HT 4817-ELA	81	1	61 1/32	4 1/2	★D7HT 4817-ELA	D9HT 4817-CMA	130	2	58 25/32	3 1/2	★D9HT 4817-CMA
D7HT 4817-ENA	81	1	63 1/32	4 1/2	★D7HT 4817-ENA	D9HT 4817-CRA	130	2	59 25/32	3 1/2	★D9HT 4817-CRA
D7HT 4817-ETA	81	1	71 3/32	4 1/2	★D7HT 4817-ETA	D9HT 4817-CTA	130	2	60 25/32	3 1/2	★D9HT 4817-CTA
D7HT 4817-FBA	81	1	77 3/32	4 1/2	★D7HT 4817-FBA	D9HT 4817-CVA	130	2	61 25/32	4	★D9HT 4817-CVA
D7HT 4817-FEA	81	1	80 31/32	4 1/2	★D7HT 4817-FEA	D9HT 4817-CZA	130	2	62 25/32	4	★D9HT 4817-CZA
D7HT 4817-FFA	81	1	27 61/64	4 1/2	★D7HT 4817-FFA	D9HT 4817-DBA	130	2	63 25/32	4	★D9HT 4817-DBA
D7HT 4817-FGA	90	2	24 13/32	3	★D7HT 4817-FGA	D9HT 4817-DDA	130	2	64 25/32	4	★D9HT 4817-DDA
D7HT 4817-FHA	90	2	25 13/32	3	★D7HT 4817-FHA	D9HT 4817-DFA	130	2	65 25/32	4	★D9HT 4817-DFA
D7HT 4817-HFA	90	3	46 13/32	3	★D7HT 4817-HFA	D9HT 4817-DHA	130	2	66 25/32	4	★D9HT 4817-DHA
D7HT 4817-HJA	98	1	25 13/32	3	★D7HT 4817-HJA	D9HT 4817-DKA	130	2	67 25/32	4	★D9HT 4817-DKA
D7HT 4817-HVA	101	2	32 5/16	3 1/2	★D7HT 4817-HVA	D9HT 4817-DMA	130	2	68 25/32	4	★D9HT 4817-DMA
D7HT 4817-HYA	108	1	36 5/16	3 1/2	★D7HT 4817-HYA	D9HT 4817-DRA	130	2	69 25/32	4	★D9HT 4817-DRA
D9HS 4817-EA	132	1	28 63/64	4 1/16	★D9HS 4817-EA	D9HT 4817-DTA	130	2	70 25/32	4	★D9HT 4817-DTA
D9HS 4817-NA	132	1	32 63/64	4 1/16	★D9HS 4817-NA	D9HT 4817-DVA	130	2	71 25/32	4	★D9HT 4817-DVA
D9HT 4817-BA	130	2	23 25/32	3 1/2	★D9HT 4817-BA	D9HT 4817-EBA	129	1	21 7/32	3 1/2	★D9HT 4817-EBA
D9HT 4817-DA	130	2	24 25/32	3 1/2	★D9HT 4817-DA	D9HT 4817-EDA	129	1	22 7/32	3 1/2	★D9HT 4817-EDA
D9HT 4817-FA	130	2	25 25/32	3 1/2	★D9HT 4817-FA	D9HT 4817-ETA	131	1	28 7/32	3 1/2	★D9HT 4817-ETA
D9HT 4817-HA	130	2	26 49/64	3 1/2	★D9HT 4817-HA	D9HT 4817-FZA	129	1	39 9/32	3 1/2	★D9HT 4817-FZA
D9HT 4817-JA	130	2	27 9/32	3 1/2	★D9HT 4817-JA	D9HT 4817-GRA	131	1	47 7/32	3 1/2	★D9HT 4817-GRA
D9HT 4817-KA	130	2	27 25/32	3 1/2	★D9HT 4817-KA	D9HT 4817-GTA	131	3	53 17/64	3 1/2	★D9HT 4817-GTA
D9HT 4817-MA	130	2	28 25/32	3 1/2	★D9HT 4817-MA	D9HT 4817-HEA	101	3	24 49/64	3 1/2	★D9HT 4817-HEA
D9HT 4817-NA	130	2	29 9/32	3 1/2	★D9HT 4817-NA	D9HT 4817-HUA	108	1	54 17/64	3 1/2	★D9HT 4817-HUA
D9HT 4817-RA	130	2	29 25/32	3 1/2	★D9HT 4817-RA	D9HT 4817-JAA	90	2	32 11/32	3	★D9HT 4817-JAA
D9HT 4817-TA	130	2	30 25/32	3 1/2	★D9HT 4817-TA	D9HT 4817-KCA	90	2	63 23/64	4	★D9HT 4817-KCA
D9HT 4817-VA	130	2	31 25/32	3 1/2	★D9HT 4817-VA	D9HT 4817-KZA	90	2	61 11/32	4	★D9HT 4817-KZA
D9HT 4817-ZA	130	2	32 25/32	3 1/2	★D9HT 4817-ZA	D9HT 4817-LCA	90	2	48 11/32	3	★D9HT 4817-LCA
D9HT 4817-ABA	130	2	33 25/32	3 1/2	★D9HT 4817-ABA	D9HT 4817-LEA	101	1	57 49/64	3 1/2	★D9HT 4817-LEA
D9HT 4817-AFA	130	2	35 25/32	3 1/2	★D9HT 4817-AFA	D9HT 4817-LFA	108	1	53 17/64	3 1/2	★D9HT 4817-LFA
D9HT 4817-AHA	130	2	36 25/32	3 1/2	★D9HT 4817-AHA	D9HT 4817-NLA	108	1	64 17/64	4	★D9HT 4817-NLA
D9HT 4817-AKA	130	2	37 25/32	3 1/2	★D9HT 4817-AKA	D9HT 4817-RBA	129	1	50 13/64	3 1/2	★D9HT 4817-RBA
D9HT 4817-AMA	130	2	38 25/32	3 1/2	★D9HT 4817-AMA	D9HT 4817-RDA	131	3	56 17/64	3 1/2	★D9HT 4817-RDA
D9HT 4817-ANA	130	2	31 13/16	3 1/2	★D9HT 4817-ANA	D9HT 4817-RFA	131	3	53 7/32	3 1/2	★D9HT 4817-RFA
D9HT 4817-ARA	130	2	39 25/32	3 1/2	★D9HT 4817-ARA	D9HT 4817-RHA	131	3	54 1/2	3 1/2	★D9HT 4817-RHA
D9HT 4817-ATA	130	2	40 25/32	3 1/2	★D9HT 4817-ATA	D9HT 4817-RMA	131	1	56 13/32	3 1/2	★D9HT 4817-RMA
D9HT 4817-AZA	130	2	42 25/32	3 1/2	★D9HT 4817-AZA	D9HT 4817-RRR	129	1	56 9/32	3 1/2	★D9HT 4817-RRR
D9HT 4817-BBA	130	2	43 25/32	3 1/2	★D9HT 4817-BBA	D9HT 4817-RVA	131	3	58 9/32	4	★D9HT 4817-RVA
D9HT 4817-BDA	130	2	44 25/32	3 1/2	★D9HT 4817-BDA	D9HT 4817-RZA	131	3	59 9/32	4	★D9HT 4817-RZA
D9HT 4817-BFA	130	2	45 25/32	3 1/2	★D9HT 4817-BFA	D9HT 4817-SBA	129	1	60 9/32	4	★D9HT 4817-SBA
D9HT 4817-BHA	130	2	46 25/32	3 1/2	★D9HT 4817-BHA	D9HT 4817-SDA	129	1	61 17/64	4	★D9HT 4817-SDA
D9HT 4817-BKA	130	2	47 25/32	3 1/2	★D9HT 4817-BKA	D9HT 4817-SFA	131	3	63 7/32	4	★D9HT 4817-SFA
D9HT 4817-BMA	130	2	48 25/32	3 1/2	★D9HT 4817-BMA	D9HT 4817-SHA	131	3	64 7/32	4	★D9HT 4817-SHA
D9HT 4817-BRA	130	2	49 25/32	3 1/2	★D9HT 4817-BRA	D9HT 4817-SKA	131	1	61 3/16	4	★D9HT 4817-SKA
D9HT 4817-BTA	130	2	50 25/32	3 1/2	★D9HT 4817-BTA						

1990/
TRUCK SERIES 600/900

DRIVE LINE CROSS REFERENCE

IDENTIFICATION AND/OR T.S.L. NUMBER	◆ PARTS LIST NO.	◆ SHAFT			IDENTIFICATION AND/OR T.S.L. NUMBER	◆ PARTS LIST NO.	◆ SHAFT		
		T Y P E	A (INCHES)	B (INCHES)			PART NUMBER	T Y P E	A (INCHES)

Note: ◆ REFER TO SECTION 48.1 PAGE 1 FOR EXPLANATION OF THE CHART AND THE CODES SHOWN

% Install 90° out of phase

D9HT 4817-SMA	131	3	65 9/32	4	★D9HT 4817-SMA	E0HT 4817-GEB	101	2	60 25/32	3 1/2	★E0HT 4817-GEB
D9HT 4817-SRA	131	3	66 9/32	4	★D9HT 4817-SRA	E0HT 4817-GFB	101	3	61 25/32	4	★E0HT 4817-GFB
D9HT 4817-STA	131	3	67 9/32	4	★D9HT 4817-STA	E0HT 4817-GNB	101	3	68 25/32	4	★E0HT 4817-GNB
E0HT 4817-EB	90	2	23 23/64	3	★E0HT 4817-EB	E0HT 4817-HAB	108	1	22 9/32	3 1/2	★E0HT 4817-HAB
E0HT 4817-FB	90	3	24 23/64	3	★E0HT 4817-FB	E0HT 4817-HBB	108	1	23 9/32	3 1/2	★E0HT 4817-HBB
E0HT 4817-GB	90	1	25 23/32	3	★E0HT 4817-GB	E0HT 4817-HCB	108	3	33 23/32	3 1/2	★E0HT 4817-HCB
E0HT 4817-JB	90	3	27 23/64	3	★E0HT 4817-JB	E0HT 4817-HEB	108	3	25 23/32	3 1/2	★E0HT 4817-HEB
E0HT 4817-TB	90	1	34 23/32	3	★E0HT 4817-TB	E0HT 4817-HHB	108	1	29 9/32	3 1/2	★E0HT 4817-HHB
E0HT 4817-UB	90	1	35 23/32	3	★E0HT 4817-UB	E0HT 4817-HKB	108	1	31 9/32	3 1/2	★E0HT 4817-HKB
E0HT 4817-ZB	90	2	38 23/64	3	★E0HT 4817-ZB	E0HT 4817-JFB	108	1	47 9/32	3 1/2	★E0HT 4817-JFB
E0HT 4817-ADB	90	2	42 23/32	3	★E0HT 4817-ADB	E0HT 4817-JLB	108	1	51 23/32	3 1/2	★E0HT 4817-JLB
E0HT 4817-AEB	90	2	43 23/32	3	★E0HT 4817-AEB	E0HT 4817-JMB	108	1	53 13/32	3 1/2	★E0HT 4817-JMB
E0HT 4817-AHB	90	2	46 23/32	3	★E0HT 4817-AHB	E0HT 4817-JNB	108	1	53 23/32	3 1/2	★E0HT 4817-JNB
E0HT 4817-AJB	90	2	47 23/32	3	★E0HT 4817-AJB	E0HT 4817-JUB	108	3	57 23/32	3 1/2	★E0HT 4817-JUB
E0HT 4817-ASB	90	2	53 23/32	3	★E0HT 4817-ASB	E0HT 4817-KDB	108	1	64 7/16	4	★E0HT 4817-KDB
E0HT 4817-AZB	90	2	58 11/32	3 1/2	★E0HT 4817-AZB	E1HT 4817-AA	132	1	19 1/16	4 1/16	★E1HT 4817-AA
E0HT 4817-BAB	90	2	59 11/32	3 1/2	★E0HT 4817-BAB	E1HT 4817-EA	132	1	23 1/16	4 1/16	★E1HT 4817-EA
E0HT 4817-BBB	90	2	60 11/32	3 1/2	★E0HT 4817-BBB	E1HT 4817-FA	132	1	24 1/16	4 1/16	★E1HT 4817-FA
E0HT 4817-BDB	90	2	62 23/64	4	★E0HT 4817-BDB	E1HT 4817-HA	132	1	26 1/16	4 1/16	★E1HT 4817-HA
E0HT 4817-BFB	90	2	64 23/64	4	★E0HT 4817-BFB	E1HT 4817-KA	132	1	27 63/64	4 1/16	★E1HT 4817-KA
E0HT 4817-BGB	90	2	65 23/64	4	★E0HT 4817-BGB	E1HT 4817-LA	132	1	29 63/64	4 1/16	★E1HT 4817-LA
E0HT 4817-BJB	90	2	67 23/64	4	★E0HT 4817-BJB	E1HT 4817-MA	132	1	30 63/64	4 1/16	★E1HT 4817-MA
E0HT 4817-BLB	90	2	69 23/64	4	★E0HT 4817-BLB	E1HT 4817-NA	132	1	31 63/64	4 1/16	★E1HT 4817-NA
E0HT 4817-BMB	90	2	70 23/64	4	★E0HT 4817-BMB	E1HT 4817-RA	132	1	33 63/64	4 1/16	★E1HT 4817-RA
E0HT 4817-CBB	98	1	26	3	★E0HT 4817-CBB	E1HT 4817-SA	132	1	34 63/64	4 1/16	★E1HT 4817-SA
E0HT 4817-CCB	98	1	27	3	★E0HT 4817-CCB	E1HT 4817-TA	132	1	35 63/64	4 1/16	★E1HT 4817-TA
E0HT 4817-CDB	98	1	28	3	★E0HT 4817-CDB	E1HT 4817-VA	132	1	37 63/64	4 1/16	★E1HT 4817-VA
E0HT 4817-CFB	98	1	30	3	★E0HT 4817-CFB	E1HT 4817-ZA	132	1	40 3/64	4 1/16	★E1HT 4817-ZA
E0HT 4817-CGB	98	1	31	3	★E0HT 4817-CGB	E1HT 4817-AAA	132	1	41 3/64	4 1/16	★E1HT 4817-AAA
E0HT 4817-DMB	98	1	55 61/64	3 1/2	★E0HT 4817-DMB	E1HT 4817-ABA	132	1	42 3/64	4 1/16	★E1HT 4817-ABA
E0HT 4817-DRB	98	1	64	3 1/2	★E0HT 4817-DRB	E1HT 4817-ACA	132	1	43 3/64	4 1/16	★E1HT 4817-ACA
E0HT 4817-DSB	98	3	58 5/32	4	★E0HT 4817-DSB	E1HT 4817-ADA	132	1	43 3/64	4 1/16	★E1HT 4817-ADA
E0HT 4817-DUB	98	1	61	4	★E0HT 4817-DUB	E1HT 4817-AEA	132	1	45 3/64	4 1/16	★E1HT 4817-AEA
E0HT 4817-DVB	98	1	62 19/32	4	★E0HT 4817-DVB	E1HT 4817-AFA	132	1	46 3/64	4 1/16	★E1HT 4817-AFA
E0HT 4817-DYB	98	1	62	4	★E0HT 4817-DYB	E1HT 4817-AGA	132	1	47 3/64	4 1/16	★E1HT 4817-AGA
E0HT 4817-EAB	98	1	65	4	★E0HT 4817-EAB	E1HT 4817-AHA	132	1	48 3/64	4 1/16	★E1HT 4817-AHA
E0HT 4817-EEB	101	2	20 27/64	3 1/2	★E0HT 4817-EEB	E1HT 4817-AJA	132	1	49 3/64	4 1/16	★E1HT 4817-AJA
E0HT 4817-ENB	101	2	28 25/32	3 1/2	★E0HT 4817-ENB	E1HT 4817-AKA	132	1	50 3/64	4 1/16	★E1HT 4817-AKA
E0HT 4817-ERB	101	2	29 25/32	3 1/2	★E0HT 4817-ERB	E1HT 4817-ALA	132	1	51 3/64	4 1/16	★E1HT 4817-ALA
E0HT 4817-EVB	101	2	33 25/32	3 1/2	★E0HT 4817-EVB	E1HT 4817-AMA	132	1	52 3/64	4 1/16	★E1HT 4817-AMA
E0HT 4817-EYB	101	2	34 25/32	3 1/2	★E0HT 4817-EYB	E1HT 4817-ANA	132	1	53 3/64	4 1/16	★E1HT 4817-ANA
E0HT 4817-FAB	101	3	36 25/32	3 1/2	★E0HT 4817-FAB	E1HT 4817-ARA	132	1	53 3/64	4 1/16	★E1HT 4817-ARA
E0HT 4817-FBB	101	2	37 25/32	3 1/2	★E0HT 4817-FBB	E1HT 4817-ATA	132	1	55 3/64	4 1/16	★E1HT 4817-ATA
E0HT 4817-FCB	101	2	38 25/32	3 1/2	★E0HT 4817-FCB	E1HT 4817-AUA	132	1	56 3/64	4 1/16	★E1HT 4817-AUA
E0HT 4817-FHB	101	2	43 25/32	3 1/2	★E0HT 4817-FHB	E1HT 4817-AVA	132	1	58 3/64	4 1/16	★E1HT 4817-AVA
E0HT 4817-FNB	101	2	48 25/32	3 1/2	★E0HT 4817-FNB	E1HT 4817-BEA	132	1	64 3/32	4 1/16	★E1HT 4817-BEA
E0HT 4817-FVB	101	2	53 25/32	3 1/2	★E0HT 4817-FVB	E1HT 4817-BFA	132	1	65 3/64	4 1/16	★E1HT 4817-BFA
E0HT 4817-FYB	101	2	54 25/32	3 1/2	★E0HT 4817-FYB	E1HT 4817-BHA	132	1	67 3/32	4 1/16	★E1HT 4817-BHA
E0HT 4817-FZB	101	3	55 25/32	3 1/2	★E0HT 4817-FZB	E1HT 4817-BKA	132	1	69 3/64	4 1/16	★E1HT 4817-BKA
E0HT 4817-GCB	101	2	58 25/32	3 1/2	★E0HT 4817-GCB	E1HT 4817-BNA	132	1	72 3/32	4 1/16	★E1HT 4817-BNA

1990/
TRUCK SERIES 600/900

DRIVE LINE CROSS REFERENCE

IDENTIFICATION AND/OR T.S.L. NUMBER	PARTS LIST NO.	SHAFT			PART NUMBER	IDENTIFICATION AND/OR T.S.L. NUMBER	PARTS LIST NO.	SHAFT			PART NUMBER
		T Y P E	A (INCHES)	B (INCHES)				T Y P E	A (INCHES)	B (INCHES)	

Note: ♦ REFER TO SECTION 48.1 PAGE 1 FOR EXPLANATION OF THE CHART AND THE CODES SHOWN

% Install 90° out of phase

E1HT 4817-BSA	132	1	74 3/32	4 1/16	★E1HT 4817-BSA	E1HT 4817-EZA	95	1	10 19/64	4	★E1HT 4817-EZA
E1HT 4817-BZA	132	1	23 1/32	4 3/32	★E1HT 4817-BZA	E1HT 4817-FAA	132	1	13 1/16	4 1/16	★E1HT 4817-FAA
E1HT 4817-CAA	132	1	24 1/32	4 3/32	★E1HT 4817-CAA	E2HT 4817-AA	132	1	17 1/16	4 1/16	★E2HT 4817-AA
E1HT 4817-CCA	132	1	26 1/32	4 3/32	★E1HT 4817-CCA	E2HT 4817-BA	130	2	21 25/32	3 1/2	★E2HT 4817-BA
E1HT 4817-CEA	132	1	27 3/64	4 3/32	★E1HT 4817-CEA	E2HT 4817-CA	130	2	18 25/32	3 1/2	★E2HT 4817-CA
E1HT 4817-CFA	132	1	28 3/64	4 1/16	★E1HT 4817-CFA	E3HT 4817-AA	132	1	16 1/16	4 1/16	★E3HT 4817-AA
E1HT 4817-CGA	132	1	29 3/64	4 1/16	★E1HT 4817-CGA	E3HT 4817-BA	132	1	14 1/16	4 1/16	★E3HT 4817-BA
E1HT 4817-CHA	132	1	30 3/64	4 1/16	★E1HT 4817-CHA	E3HT 4817-EA	132	1	75 3/64	4 1/16	★E3HT 4817-EA
E1HT 4817-CJA	132	1	31 3/64	4 1/16	★E1HT 4817-CJA	E3HT 4817-FA	132	1	75 3/64	4 3/32	★E3HT 4817-FA
E1HT 4817-CKA	132	1	32 3/64	4 1/16	★E1HT 4817-CKA	E4HT 4817-AAA	133	3	28	3	★E4HT 4817-AAA
E1HT 4817-CLA	132	1	33 3/64	4 1/16	★E1HT 4817-CLA	E4HT 4817-ACA	133	3	30	3	★E4HT 4817-ACA
E1HT 4817-CMA	132	1	34 3/64	4 1/16	★E1HT 4817-CMA	E4HT 4817-AEA	133	3	32	3	★E4HT 4817-AEA
E1HT 4817-CNA	132	1	35 3/64	4 1/16	★E1HT 4817-CNA	E4HT 4817-AFA	133	3	33	3	★E4HT 4817-AFA
E1HT 4817-CSA	132	1	37 3/64	4 1/16	★E1HT 4817-CSA	E4HT 4817-BLA	133	3	59	3 1/2	★E4HT 4817-BLA
E1HT 4817-CUA	132	1	39 3/64	4 3/32	★E1HT 4817-CUA	E4HT 4817-BNA	133	3	60	4	★E4HT 4817-BNA
E1HT 4817-CYA	132	1	41 3/32	4 3/32	★E1HT 4817-CYA	E4HT 4817-BRA	133	3	61	4	★E4HT 4817-BRA
E1HT 4817-CZA	132	1	42 3/64	4 3/32	★E1HT 4817-CZA	E4HT 4817-BSA	133	3	62	4	★E4HT 4817-BSA
E1HT 4817-DBA	132	1	44 3/64	4 3/32	★E1HT 4817-DBA	E4HT 4817-BTA	133	3	63	4	★E4HT 4817-BTA
E1HT 4817-DCA	132	1	45 3/64	4 3/32	★E1HT 4817-DCA	E4HT 4817-BVA	133	3	65	4	★E4HT 4817-BVA
E1HT 4817-DDA	132	1	46 31/64	4 3/32	★E1HT 4817-DDA	E4HT 4817-BZA	133	3	67	4	★E4HT 4817-BZA
E1HT 4817-DFA	132	1	50 3/64	4 3/32	★E1HT 4817-DFA	E4HT 4817-DKA	134	2	20 47/64	3 1/2	★E4HT 4817-DKA
E1HT 4817-DGA	132	1	51 3/64	4 3/32	★E1HT 4817-DGA	E4HT 4817-DLA	134	2	21 47/64	3 1/2	★E4HT 4817-DLA
E1HT 4817-DHA	132	1	52 3/64	4 3/32	★E1HT 4817-DHA	E4HT 4817-DMA	134	2	22 47/64	3 1/2	★E4HT 4817-DMA
E1HT 4817-DJA	132	1	53 3/64	4 3/32	★E1HT 4817-DJA	E4HT 4817-DSA	134	2	25 47/64	2 1/2	★E4HT 4817-DSA
E1HT 4817-DKA	132	1	54 3/64	4 3/32	★E1HT 4817-DKA	E4HT 4817-DTA	134	2	26 47/64	3 1/2	★E4HT 4817-DTA
E1HT 4817-DLA	132	1	56 3/64	4 3/32	★E1HT 4817-DLA	E4HT 4817-DUA	134	2	27 47/64	3 1/2	★E4HT 4817-DUA
E1HT 4817-DNA	132	1	58 3/64	4 3/32	★E1HT 4817-DNA	E4HT 4817-DVA	134	2	28 47/64	3 1/2	★E4HT 4817-DVA
E1HT 4817-DSA	132	1	60 3/64	4 3/32	★E1HT 4817-DSA	E4HT 4817-DYA	134	2	29 47/64	3 1/2	★E4HT 4817-DYA
E1HT 4817-DUA	132	1	59 3/32	4 3/32	★E1HT 4817-DUA	E4HT 4817-DZA	134	2	30 47/64	3 1/2	★E4HT 4817-DZA
E1HT 4817-DVA	132	1	60 3/32	4 3/32	★E1HT 4817-DVA	E4HT 4817-EAA	134	2	31 47/64	3 1/2	★E4HT 4817-EAA
E1HT 4817-DZA	132	1	65 3/64	4 3/32	★E1HT 4817-DZA	E4HT 4817-EBA	134	2	32 47/64	3 1/2	★E4HT 4817-EBA
E1HT 4817-EAA	132	1	66 3/64	4 3/32	★E1HT 4817-EAA	E4HT 4817-ECA	134	2	33 47/64	3 1/2	★E4HT 4817-ECA
E1HT 4817-EBA	132	1	64 3/32	4 3/32	★E1HT 4817-EBA	E4HT 4817-EEA	134	2	35 47/64	3 1/2	★E4HT 4817-EEA
E1HT 4817-ECA	132	1	68 3/64	4 3/32	★E1HT 4817-ECA	E4HT 4817-EFA	134	2	36 47/64	3 1/2	★E4HT 4817-EFA
E1HT 4817-EDA	132	1	69 3/64	4 3/32	★E1HT 4817-EDA	E4HT 4817-EGA	134	2	37 47/64	3 1/2	★E4HT 4817-EGA
E1HT 4817-EEA	132	1	67 3/32	4 3/32	★E1HT 4817-EEA	E4HT 4817-EHA	134	2	38 47/64	3 1/2	★E4HT 4817-EHA
E1HT 4817-EFA	132	1	71 3/64	4 3/32	★E1HT 4817-EFA	E4HT 4817-EJA	134	2	39 47/64	3 1/2	★E4HT 4817-EJA
E1HT 4817-EJA	132	1	71 3/64	4 3/32	★E1HT 4817-EJA	E4HT 4817-EMA	134	2	42 47/64	3 1/2	★E4HT 4817-EMA
E1HT 4817-ELA	132	1	73 3/32	4 3/32	★E1HT 4817-ELA	E4HT 4817-ENA	134	2	43 47/64	3 1/2	★E4HT 4817-ENA
E1HT 4817-EMA	132	1	74 3/32	4 3/32	★E1HT 4817-EMA	E4HT 4817-EUA	134	2	47 47/64	3 1/2	★E4HT 4817-EUA
E1HT 4817-ENA	131	2	16 25/32	3 1/2	★E1HT 4817-ENA	E4HT 4817-EVA	134	2	48 47/64	3 1/2	★E4HT 4817-EVA
E1HT 4817-ERA	131	2	20 25/32	3 1/2	★E1HT 4817-ERA	E4HT 4817-EYA	134	2	49 47/64	3 1/2	★E4HT 4817-EYA
E1HT 4817-ESA	131	2	19 25/32	3 1/2	★E1HT 4817-ESA	E4HT 4817-FBA	134	2	52 23/32	3 1/2	★E4HT 4817-FBA
E1HT 4817-ETA	131	2	22 25/32	3 1/2	★E1HT 4817-ETA	E4HT 4817-FCA	134	2	53 47/64	3 1/2	★E4HT 4817-FCA
E1HT 4817-EUA	95	1	12 19/64	4	★E1HT 4817-EUA	E4HT 4817-FEA	134	2	55 47/64	3 1/2	★E4HT 4817-FEA
E1HT 4817-EVA	46	3	17 25/32	3 1/2	★E1HT 4817-EVA	E4HT 4817-FFA	134	2	56 47/64	3 1/2	★E4HT 4817-FFA
E1HT 4817-EYA	132	1	15 1/16	4 1/16	★E1HT 4817-EYA	E4HT 4817-FGA	134	2	57 47/64	3 1/2	★E4HT 4817-FGA

1990/
TRUCK SERIES 600/900

DRIVE LINE CROSS REFERENCE

IDENTIFICATION AND/OR T.S.L. NUMBER	PARTS LIST NO.	SHAFT				IDENTIFICATION AND/OR T.S.L. NUMBER	PARTS LIST NO.	SHAFT			
		T Y P E	A (INCHES)	B (INCHES)	PART NUMBER			T Y P E	A (INCHES)	B (INCHES)	PART NUMBER

Note: ♦ REFER TO SECTION 48.1 PAGE 1 FOR EXPLANATION OF THE CHART AND THE CODES SHOWN

% Install 90° out of phase

E4HT 4817-FHA	134	2	58 47/64	3 1/2	★E4HT 4817-FHA	E4HT 4817-NSA	136	3	42 1/8	3 1/2	★E4HT 4817-NSA
E4HT 4817-FJA	134	2	59 47/64	3 1/2	★E4HT 4817-FJA	E4HT 4817-NTA	136	3	43 1/8	3 1/2	★E4HT 4817-NTA
E4HT 4817-FLA	134	2	61 47/64	4	★E4HT 4817-FLA	E4HT 4817-NUA	136	3	44 1/8	3 1/2	★E4HT 4817-NUA
E4HT 4817-FMA	134	2	62 47/64	4	★E4HT 4817-FMA	E4HT 4817-NYA	136	3	46 1/8	3 1/2	★E4HT 4817-NYA
E4HT 4817-FNA	134	2	63 47/64	4	★E4HT 4817-FNA	E4HT 4817-NZA	136	3	47 1/8	3 1/2	★E4HT 4817-NZA
E4HT 4817-FRA	134	2	64 47/64	4	★E4HT 4817-FRA	E4HT 4817-RAA	136	3	48 1/8	3 1/2	★E4HT 4817-RAA
E4HT 4817-FSA	134	2	65 47/64	4	★E4HT 4817-FSA	E4HT 4817-RBA	136	1	49 9/32	3 1/2	★E4HT 4817-RBA
E4HT 4817-FTA	134	2	66 47/64	4	★E4HT 4817-FTA	E4HT 4817-RCA	136	3	50 1/8	3 1/2	★E4HT 4817-RCA
E4HT 4817-FUA	134	2	67 47/64	4	★E4HT 4817-FUA	E4HT 4817-RDA	136	3	51 1/8	3 1/2	★E4HT 4817-RDA
E4HT 4817-FVA	134	2	68 5/32	4	★E4HT 4817-FVA	E4HT 4817-REA	136	3	52 1/8	3 1/2	★E4HT 4817-REA
E4HT 4817-FZA	134	2	70 47/64	4	★E4HT 4817-FZA	E4HT 4817-RFA	136	3	53 1/8	3 1/2	★E4HT 4817-RFA
E4HT 4817-GAA	134	2	71 47/64	4	★E4HT 4817-GAA	E4HT 4817-RGA	136	3	54 1/8	3 1/2	★E4HT 4817-RGA
E4HT 4817-GCA	134	2	73 23/32	4	★E4HT 4817-GCA	E4HT 4817-RHA	136	3	55 1/8	3 1/2	★E4HT 4817-RHA
E4HT 4817-HSA	135	3	23 5/32	3 1/2	★E4HT 4817-HSA	E4HT 4817-RJA	136	3	56 1/8	3 1/2	★E4HT 4817-RJA
E4HT 4817-HTA	135	3	24 5/32	3 1/2	★E4HT 4817-HTA	E4HT 4817-RKA	136	3	57 1/8	3 1/2	★E4HT 4817-RKA
E4HT 4817-HZA	135	3	28 5/32	3 1/2	★E4HT 4817-HZA	E4HT 4817-RLA	136	3	58 1/8	4	★E4HT 4817-RLA
E4HT 4817-JAA	135	3	28 5/32	3 1/2	★E4HT 4817-JAA	E4HT 4817-RMA	136	3	59 1/8	4	★E4HT 4817-RMA
E4HT 4817-JBA	135	2	61 5/32	3 1/2	★E4HT 4817-JBA	E4HT 4817-RNA	136	3	60 1/8	4	★E4HT 4817-RNA
E4HT 4817-JCA	135	3	30 5/32	3 1/2	★E4HT 4817-JCA	E4HT 4817-RRA	136	3	61 1/8	4	★E4HT 4817-RRA
E4HT 4817-JEA	135	3	32 5/32	3 1/2	★E4HT 4817-JEA	E4HT 4817-RSA	136	3	62 1/8	4	★E4HT 4817-RSA
E4HT 4817-JNA	135	3	40 5/32	3 1/2	★E4HT 4817-JNA	E4HT 4817-RTA	136	3	63 1/8	4	★E4HT 4817-RTA
E4HT 4817-JYA	135	3	46 5/32	3 1/2	★E4HT 4817-JYA	E4HT 4817-RUA	136	3	64 1/8	4	★E4HT 4817-RUA
E4HT 4817-JZA	135	1	47 5/64	3 1/2	★E4HT 4817-JZA	E4HT 4817-RVA	136	3	65 1/8	4	★E4HT 4817-RVA
E4HT 4817-KEA	135	3	52 5/32	3 1/2	★E4HT 4817-KEA	E4HT 4817-RYA	136	3	66 1/8	4	★E4HT 4817-RYA
E4HT 4817-KFA	135	3	53 5/32	3 1/2	★E4HT 4817-KFA	E4HT 4817-RZA	136	3	67 1/8	4	★E4HT 4817-RZA
E4HT 4817-KGA	135	3	54 5/32	3 1/2	★E4HT 4817-KGA	E4HT 4817-SBA	136	3	69 1/8	4	★E4HT 4817-SBA
E4HT 4817-KHA	135	3	55 5/32	3 1/2	★E4HT 4817-KHA	E5HT 4817-AA	80	1	13 29/32	4	★E5HT 4817-AA
E4HT 4817-KJA	135	3	56 5/32	3 1/2	★E4HT 4817-KJA	E5HT 4817-BA	80	1	14 59/64	4	★E5HT 4817-BA
E4HT 4817-KKA	135	3	57 5/32	3 1/2	★E4HT 4817-KKA	E5HT 4817-CA	80	1	15 29/32	4	★E5HT 4817-CA
E4HT 4817-KLA	135	3	58 11/64	4	★E4HT 4817-KLA	E5HT 4817-DA	80	1	16 29/32	4	★E5HT 4817-DA
E4HT 4817-KMA	135	3	58 11/64	4	★E4HT 4817-KMA	E5HT 4817-EA	80	1	17 29/32	4	★E5HT 4817-EA
E4HT 4817-KNA	135	3	60 11/64	4	★E4HT 4817-KNA	E5HT 4817-FA	80	1	13 29/32	4 1/2	★E5HT 4817-FA
E4HT 4817-KRA	135	3	61 11/64	4	★E4HT 4817-KRA	E5HT 4817-GA	80	1	14 29/32	4 1/2	★E5HT 4817-GA
E4HT 4817-KSA	135	3	62 11/64	4	★E4HT 4817-KSA	E7HT 4817-CA	137	1	14 9/16	4	★E7HT 4817-CA
E4HT 4817-KTA	135	3	63 11/64	4	★E4HT 4817-KTA	E7HT 4817-DA	137	1	15 9/16	4	★E7HT 4817-DA
E4HT 4817-KUA	135	3	64 11/64	4	★E4HT 4817-KUA	E7HT 4817-GA	137	1	17 21/64	4	★E7HT 4817-GA
E4HT 4817-KVA	135	3	65 11/64	4	★E4HT 4817-KVA	E7HT 4817-HA	137	1	19 9/16	4	★E7HT 4817-HA
E4HT 4817-KZA	135	3	67 11/64	4	★E4HT 4817-KZA	E7HT 4817-JA	137	1	18 19/64	4	★E7HT 4817-JA
E4HT 4817-LBA	135	3	69 11/64	4	★E4HT 4817-LBA	E7HT 4817-KA	137	1	19 19/64	4	★E7HT 4817-KA
E4HT 4817-LCA	135	3	70 11/64	4	★E4HT 4817-LCA	E7HT 4817-NA	137	1	23 21/64	4	★E7HT 4817-NA
E4HT 4817-LDA	135	1	71 5/64	4	★E4HT 4817-LDA	E7HT 4817-RA	137	1	23 19/64	4	★E7HT 4817-RA
E4HT 4817-MLA	136	1	18 9/32	3 1/2	★E4HT 4817-MLA	E7HT 4817-SA	137	1	21 1/16	4	★E7HT 4817-SA
E4HT 4817-MMA	136	3	19 7/32	3 1/2	★E4HT 4817-MMA	E7HT 4817-TA	137	1	27 9/32	4	★E7HT 4817-TA
E4HT 4817-MSA	136	3	22 1/8	3 1/2	★E4HT 4817-MSA	E7HT 4817-UA	137	1	28 9/32	4	★E7HT 4817-UA
E4HT 4817-MTA	136	3	23 7/32	3 1/2	★E4HT 4817-MTA	E7HT 4817-VA	137	1	29 9/32	4	★E7HT 4817-VA
E4HT 4817-MUA	136	3	24 7/32	3 1/2	★E4HT 4817-MUA	E7HT 4817-ZA	137	1	30 9/32	4	★E7HT 4817-ZA
E4HT 4817-MYA	136	1	26 31/64	3 1/2	★E4HT 4817-MYA	E7HT 4817-AAA	137	1	31 9/32	4	★E7HT 4817-AAA
E4HT 4817-MZA	136	3	27 1/8	3 1/2	★E4HT 4817-MZA	E7HT 4817-ABA	137	1	33 9/16	4	★E7HT 4817-ABA
E4HT 4817-NDA	136	1	31 31/64	3 1/2	★E4HT 4817-NDA	E7HT 4817-ACA	137	1	34 9/16	4	★E7HT 4817-ACA
E4HT 4817-NNA	136	3	40 1/8	3 1/2	★E4HT 4817-NNA	E7HT 4817-ADA	137	1	34 3/16	4	★E7HT 4817-ADA
E4HT 4817-NRA	136	3	41 1/8	3 1/2	★E4HT 4817-NRA						

1990/
TRUCK SERIES 600/900

DRIVE LINE CROSS REFERENCE

IDENTIFICATION AND/OR T.S.L. NUMBER	PARTS LIST NO.	T Y P E	SHAFT			IDENTIFICATION AND/OR T.S.L. NUMBER	PARTS LIST NO.	T Y P E	SHAFT		
			A (INCHES)	B (INCHES)	PART NUMBER				A (INCHES)	B (INCHES)	PART NUMBER

Note: ♦ REFER TO SECTION 48.1 PAGE 1 FOR EXPLANATION OF THE CHART AND THE CODES SHOWN

% Install 90° out of phase

E7HT 4817-AEA	137	1	35 3/16	4	★E7HT 4817-AEA	E7HT 4817-DFA	138	1	35	4	★E7HT 4817-DFA
E7HT 4817-AFA	137	1	36 9/32	4	★E7HT 4817-AFA	E7HT 4817-DGA	138	1	36 7/64	4	★E7HT 4817-DGA
E7HT 4817-AGA	137	1	37 3/16	4	★E7HT 4817-AGA	E7HT 4817-DHA	138	1	37	4	★E7HT 4817-DHA
E7HT 4817-AHA	137	1	39 9/16	4	★E7HT 4817-AHA	E7HT 4817-DJA	138	1	38	4	★E7HT 4817-DJA
E7HT 4817-AJA	137	1	40 9/16	4	★E7HT 4817-AJA	E7HT 4817-DKA	138	1	39	4	★E7HT 4817-DKA
E7HT 4817-AKA	137	1	38 13/16	4	★E7HT 4817-AKA	E7HT 4817-DLA	138	1	39 31/32	4	★E7HT 4817-DLA
E7HT 4817-ALA	137	1	41 19/64	4	★E7HT 4817-ALA	E7HT 4817-DMA	138	1	41	4	★E7HT 4817-DMA
E7HT 4817-AMA	137	1	42 9/32	4	★E7HT 4817-AMA	E7HT 4817-DNA	138	1	42	4	★E7HT 4817-DNA
E7HT 4817-ANA	137	1	41 13/16	4	★E7HT 4817-ANA	E7HT 4817-DRA	138	1	43	4	★E7HT 4817-DRA
E7HT 4817-ARA	137	1	42 13/16	4	★E7HT 4817-ARA	E7HT 4817-DSA	138	1	45	4	★E7HT 4817-DSA
E7HT 4817-ASA	137	1	45 3/16	4	★E7HT 4817-ASA	E7HT 4817-DTA	138	1	45	4	★E7HT 4817-DTA
E7HT 4817-ATA	137	1	46 3/16	4	★E7HT 4817-ATA	E7HT 4817-DUA	138	1	46	4	★E7HT 4817-DUA
E7HT 4817-AUA	137	1	47 19/64	4	★E7HT 4817-AUA	E7HT 4817-DVA	138	1	46 31/32	4	★E7HT 4817-DVA
E7HT 4817-AVA	137	1	48 3/16	4	★E7HT 4817-AVA	E7HT 4817-DYA	138	1	47 31/32	4	★E7HT 4817-DYA
E7HT 4817-AYA	137	1	49 3/16	4	★E7HT 4817-AYA	E7HT 4817-DZA	138	1	48 31/32	4	★E7HT 4817-DZA
E7HT 4817-AZA	137	1	47 13/16	4	★E7HT 4817-AZA	E7HT 4817-EAA	138	1	49 31/32	4	★E7HT 4817-EAA
E7HT 4817-BAA	137	1	51 3/16	4	★E7HT 4817-BAA	E7HT 4817-EBA	138	1	50 31/32	4	★E7HT 4817-EBA
E7HT 4817-BBA	137	1	52 3/16	4	★E7HT 4817-BBA	E7HT 4817-ECA	138	1	51 31/32	4	★E7HT 4817-ECA
E7HT 4817-BCA	137	1	49 5/64	4	★E7HT 4817-BCA	E7HT 4817-EDA	138	1	52 31/32	4	★E7HT 4817-EDA
E7HT 4817-BDA	137	1	54 3/16	4	★E7HT 4817-BDA	E7HT 4817-EFA	138	1	53 31/32	4	★E7HT 4817-EFA
E7HT 4817-BEA	137	1	55 3/16	4	★E7HT 4817-BEA	E7HT 4817-EGA	138	1	54 31/32	4	★E7HT 4817-EGA
E7HT 4817-BFA	137	1	56 7/16	4	★E7HT 4817-BFA	E7HT 4817-EHA	138	1	55 31/32	4	★E7HT 4817-EHA
E7HT 4817-BGA	137	1	57 3/16	4	★E7HT 4817-BGA	E7HT 4817-EJA	138	1	57 7/64	4	★E7HT 4817-EJA
E7HT 4817-BHA	137	1	58 19/64	4	★E7HT 4817-BHA	E7HT 4817-EKA	138	1	57 31/32	4	★E7HT 4817-EKA
E7HT 4817-BJA	137	1	59 3/16	4	★E7HT 4817-BJA	E7HT 4817-ELA	138	1	59 9/32	4	★E7HT 4817-ELA
E7HT 4817-BKA	137	1	60 9/32	4	★E7HT 4817-BKA	E7HT 4817-EMA	138	1	60 7/64	4	★E7HT 4817-EMA
E7HT 4817-BLA	137	1	61 9/32	4	★E7HT 4817-BLA	E7HT 4817-ENA	138	1	61 7/64	4	★E7HT 4817-ENA
E7HT 4817-BMA	137	1	60 3/16	4	★E7HT 4817-BMA	E7HT 4817-ERA	138	1	61 31/32	4	★E7HT 4817-ERA
E7HT 4817-BNA	137	1	61 13/16	4	★E7HT 4817-BNA	E7HT 4817-ESA	138	1	57 7/16	4	★E7HT 4817-ESA
E7HT 4817-BRA	137	1	64 19/64	4	★E7HT 4817-BRA	E7HT 4817-ETA	138	1	63 31/32	4	★E7HT 4817-ETA
E7HT 4817-BSA	137	1	65 19/64	4	★E7HT 4817-BSA	E7HT 4817-EUA	138	1	65 7/64	4	★E7HT 4817-EUA
E7HT 4817-BTA	137	1	66 9/32	4	★E7HT 4817-BTA	E7HT 4817-EVA	138	1	66 7/64	4	★E7HT 4817-EVA
E7HT 4817-CEA	138	1	15 19/32	4	★E7HT 4817-CEA	E7HT 4817-EYA	138	1	67 7/64	4	★E7HT 4817-EYA
E7HT 4817-CFA	138	1	16 19/32	4	★E7HT 4817-CFA	E7HT 4817-EZA	138	1	67 31/32	4	★E7HT 4817-EZA
E7HT 4817-CGA	138	1	17 19/32	4	★E7HT 4817-CGA	E7HT 4817-FEA	138	1	13 7/64	4 9/16	★E7HT 4817-FEA
E7HT 4817-CHA	138	1	12 1/32	4	★E7HT 4817-CHA	E7HT 4817-FFA	138	1	8 7/16	4 9/16	★E7HT 4817-FFA
E7HT 4817-CJA	138	1	19 19/32	4	★E7HT 4817-CJA	E7HT 4817-FGA	138	1	16 19/32	4 9/16	★E7HT 4817-FGA
E7HT 4817-CKA	138	1	14 1/32	4	★E7HT 4817-CKA	E7HT 4817-FSA	138	1	17 7/16	4 9/16	★E7HT 4817-FSA
E7HT 4817-CLA	138	1	21 19/32	4	★E7HT 4817-CLA	E7HT 4817-FTA	138	1	19 1/32	4 9/16	★E7HT 4817-FTA
E7HT 4817-CMA	138	1	20 29/32	4	★E7HT 4817-CMA	E7HT 4817-FUA	138	1	25 7/64	4 9/16	★E7HT 4817-FUA
E7HT 4817-CRA	138	1	22 31/32	4	★E7HT 4817-CRA	E7HT 4817-FVA	138	1	21 1/32	4 9/16	★E7HT 4817-FVA
E7HT 4817-CSA	138	1	23 31/32	4	★E7HT 4817-CSA	E7HT 4817-FYA	138	1	21 7/16	4 9/16	★E7HT 4817-FYA
E7HT 4817-CTA	138	1	24 31/32	4	★E7HT 4817-CTA	E7HT 4817-FZA	138	1	23 1/32	4 9/16	★E7HT 4817-FZA
E7HT 4817-CUA	138	1	25 31/32	4	★E7HT 4817-CUA	E7HT 4817-GAA	138	1	27 51/64	4 9/16	★E7HT 4817-GAA
E7HT 4817-CVA	138	1	27 7/64	4	★E7HT 4817-CVA	E7HT 4817-GBA	138	1	28 51/64	4 9/16	★E7HT 4817-GBA
E7HT 4817-CYA	138	1	27 31/32	4	★E7HT 4817-CYA	E7HT 4817-GCA	138	1	25 7/16	4 9/16	★E7HT 4817-GCA
E7HT 4817-CZA	138	1	29 7/64	4	★E7HT 4817-CZA	E7HT 4817-GDA	138	1	30 51/64	4 9/16	★E7HT 4817-GDA
E7HT 4817-DAA	138	1	30	4	★E7HT 4817-DAA	E7HT 4817-GEA	138	1	31 51/64	4 9/16	★E7HT 4817-GEA
E7HT 4817-DBA	138	1	31 7/64	4	★E7HT 4817-DBA	E7HT 4817-GFA	138	1	35 19/32	4 9/16	★E7HT 4817-GFA
E7HT 4817-DCA	138	1	33 19/32	4	★E7HT 4817-DCA	E7HT 4817-GGA	138	1	36 19/32	4 9/16	★E7HT 4817-GGA
E7HT 4817-DDA	138	1	33	4	★E7HT 4817-DDA	E7HT 4817-GHA	138	1	37 19/32	4 9/16	★E7HT 4817-GHA
E7HT 4817-DEA	138	1	35 19/32	4	★E7HT 4817-DEA						

1990/
TRUCK SERIES 600/900

DRIVE LINE CROSS REFERENCE

IDENTIFICATION AND/OR T.S.L. NUMBER	PARTS LIST NO.	SHAFT				IDENTIFICATION AND/OR T.S.L. NUMBER	PARTS LIST NO.	SHAFT			
		T Y P E	A (INCHES)	B (INCHES)	PART NUMBER			T Y P E	A (INCHES)	B (INCHES)	PART NUMBER
Note: ♦ REFER TO SECTION 48.1 PAGE 1 FOR EXPLANATION OF THE CHART AND THE CODES SHOWN											
% Install 90° out of phase											
E7HT 4817-GJA	138	1	32 1/32	4 9/16	★E7HT 4817-GJA	E8HT 4817-BJA	140	1	60 3/32	4 1/16	★E8HT 4817-BJA
E7HT 4817-GKA	138	1	39 19/32	4 9/16	★E7HT 4817-GKA	E8HT 4817-BMA	140	1	63 3/32	4 1/16	★E8HT 4817-BMA
E7HT 4817-GLA	138	1	38 31/32	4 9/16	★E7HT 4817-GLA	E8HT 4817-BNA	140	1	64 3/32	4 1/16	★E8HT 4817-BNA
E7HT 4817-GMA	138	1	39 31/32	4 9/16	★E7HT 4817-GMA	E8HT 4817-BRA	140	1	65 3/32	4 1/16	★E8HT 4817-BRA
E7HT 4817-GNA	138	1	40 31/32	4 9/16	★E7HT 4817-GNA	E8HT 4817-BTA	140	1	67 3/32	4 1/16	★E8HT 4817-BTA
E7HT 4817-GRA	138	1	42 7/64	4 9/16	★E7HT 4817-GRA	E8HT 4817-BUA	140	1	68 3/32	4 1/16	★E8HT 4817-BUA
E7HT 4817-GSA	138	1	42 31/32	4 9/16	★E7HT 4817-GSA	E8HT 4817-CJA	140	1	21 5/64	4 3/32	★E8HT 4817-CJA
E7HT 4817-GTA	138	1	39 1/32	4 9/16	★E7HT 4817-GTA	E8HT 4817-CKA	140	1	23 3/32	4 3/32	★E8HT 4817-CKA
E7HT 4817-GUA	138	1	45 7/64	4 9/16	★E7HT 4817-GUA	E8HT 4817-CLA	140	1	24 3/32	4 3/32	★E8HT 4817-CLA
E7HT 4817-GVA	138	1	41 1/32	4 9/16	★E7HT 4817-GVA	E8HT 4817-CRA	140	1	27 3/32	4 3/32	★E8HT 4817-CRA
E7HT 4817-GYA	138	1	47 7/64	4 9/16	★E7HT 4817-GYA	E8HT 4817-CSA	140	1	28 5/64	4 3/32	★E8HT 4817-CSA
E7HT 4817-GZA	138	1	43 1/32	4 9/16	★E7HT 4817-GZA	E8HT 4817-CTA	140	1	29 3/32	4 3/32	★E8HT 4817-CTA
E7HT 4817-HAA	138	1	50 19/32	4 9/16	★E7HT 4817-HAA	E8HT 4817-CUA	140	1	29 5/64	4 3/32	★E8HT 4817-CUA
E7HT 4817-HBA	138	1	50 7/64	4 9/16	★E7HT 4817-HBA	E8HT 4817-CVA	140	1	30 5/64	4 3/32	★E8HT 4817-CVA
E7HT 4817-HCA	138	1	51 7/64	4 9/16	★E7HT 4817-HCA	E8HT 4817-CYA	140	1	32 3/32	4 3/32	★E8HT 4817-CYA
E7HT 4817-HDA	138	1	51 31/32	4 9/16	★E7HT 4817-HDA	E8HT 4817-CZA	140	1	32 5/64	4 3/32	★E8HT 4817-CZA
E7HT 4817-HEA	138	1	53 7/64	4 9/16	★E7HT 4817-HEA	E8HT 4817-DAA	140	1	33 5/64	4 3/32	★E8HT 4817-DAA
E7HT 4817-HGA	138	1	55 7/64	4 9/16	★E7HT 4817-HGA	E8HT 4817-DBA	140	1	34 5/64	4 3/32	★E8HT 4817-DBA
E7HT 4817-HHA	138	1	51 1/32	4 9/16	★E7HT 4817-HHA	E8HT 4817-DCA	140	1	36 3/32	4 3/32	★E8HT 4817-DCA
E7HT 4817-HLA	138	1	54 1/32	4 9/16	★E7HT 4817-HLA	E8HT 4817-DDA	140	1	36 5/64	4 3/32	★E8HT 4817-DDA
E7HT 4817-HMA	138	1	60 7/64	4 9/16	★E7HT 4817-HMA	E8HT 4817-DEA	140	1	38 3/32	4 3/32	★E8HT 4817-DEA
E7HT 4817-HNA	138	1	61 7/64	4 9/16	★E7HT 4817-HNA	E8HT 4817-DHA	140	1	41 3/32	4 3/32	★E8HT 4817-DHA
E7HT 4817-HTA	138	1	63 7/64	4 9/16	★E7HT 4817-HTA	E8HT 4817-DJA	140	1	42 3/32	4 3/32	★E8HT 4817-DJA
E7HT 4817-HTA	138	1	64 7/64	4 9/16	★E7HT 4817-HTA	E8HT 4817-DKA	140	1	43 3/32	4 3/32	★E8HT 4817-DKA
E7HT 4817-HUA	138	1	65 7/64	4 9/16	★E7HT 4817-HUA	E8HT 4817-DLA	140	1	44 3/32	4 3/32	★E8HT 4817-DLA
E7HT 4817-HZA	138	1	63 1/32	4 9/16	★E7HT 4817-HZA	E8HT 4817-DMA	140	1	45 3/32	4 3/32	★E8HT 4817-DMA
E7HT 4817-JDA	138	1	72 7/64	4 9/16	★E7HT 4817-JDA	E8HT 4817-DNA	140	1	46 3/32	4 3/32	★E8HT 4817-DNA
E8HT 4817-LA	140	1	22 3/32	4 1/16	★E8HT 4817-LA	E8HT 4817-DRA	140	1	47 3/32	4 3/32	★E8HT 4817-DRA
E8HT 4817-MA	140	1	23 3/32	4 1/16	★E8HT 4817-MA	E8HT 4817-DSA	140	1	48 3/32	4 3/32	★E8HT 4817-DSA
E8HT 4817-VA	140	1	29 3/32	4 1/16	★E8HT 4817-VA	E8HT 4817-DVA	140	1	51 3/32	4 3/32	★E8HT 4817-DVA
E8HT 4817-YA	140	1	30 3/32	4 1/16	★E8HT 4817-YA	E8HT 4817-DYA	140	1	51 5/64	4 3/32	★E8HT 4817-DYA
E8HT 4817-ZA	140	1	31 3/32	4 1/16	★E8HT 4817-ZA	E8HT 4817-DZA	140	1	52 5/64	4 3/32	★E8HT 4817-DZA
E8HT 4817-AAA	140	1	32 3/32	4 1/16	★E8HT 4817-AAA	E8HT 4817-EBA	140	1	54 5/64	4 3/32	★E8HT 4817-EBA
E8HT 4817-ABA	140	1	32 5/64	4 1/16	★E8HT 4817-ABA	E8HT 4817-ECA	140	1	56 3/32	4 3/32	★E8HT 4817-ECA
E8HT 4817-ACA	140	1	34 3/32	4 1/16	★E8HT 4817-ACA	E8HT 4817-EFA	140	1	58 3/32	4 3/32	★E8HT 4817-EFA
E8HT 4817-ADA	140	1	34 5/64	4 1/16	★E8HT 4817-ADA	E8HT 4817-EGA	140	1	59 3/32	4 3/32	★E8HT 4817-EGA
E8HT 4817-AFA	140	1	36 5/64	4 1/16	★E8HT 4817-AFA	E8HT 4817-EKA	140	1	62 3/32	4 3/32	★E8HT 4817-EKA
E8HT 4817-AGA	140	1	38 3/32	4 1/16	★E8HT 4817-AGA	E8HT 4817-EMA	140	1	64 3/32	4 3/32	★E8HT 4817-EMA
E8HT 4817-ALA	140	1	42 3/32	4 1/16	★E8HT 4817-ALA	E8HT 4817-ENA	140	1	65 3/32	4 3/32	★E8HT 4817-ENA
E8HT 4817-AMA	140	1	43 3/32	4 1/16	★E8HT 4817-AMA	E8HT 4817-ERA	140	1	66 3/32	4 3/32	★E8HT 4817-ERA
E8HT 4817-ANA	140	1	44 3/32	4 1/16	★E8HT 4817-ANA	E8HT 4817-ESA	140	1	67 3/32	4 3/32	★E8HT 4817-ESA
E8HT 4817-ARA	140	1	45 3/32	4 1/16	★E8HT 4817-ARA	E8HT 4817-ETA	140	1	68 3/32	4 3/32	★E8HT 4817-ETA
E8HT 4817-ASA	140	1	46 3/32	4 1/16	★E8HT 4817-ASA	E8HT 4817-FJA	139	1	23 3/32	4 9/16	★E8HT 4817-FJA
E8HT 4817-BBA	140	1	52 5/64	4 1/16	★E8HT 4817-BBA	E8HT 4817-FNA	139	1	27 3/32	4 9/16	★E8HT 4817-FNA
E8HT 4817-BCA	140	1	54 3/32	4 1/16	★E8HT 4817-BCA	E8HT 4817-FSA	139	1	29 3/32	4 9/16	★E8HT 4817-FSA
E8HT 4817-BDA	140	1	54 5/64	4 1/16	★E8HT 4817-BDA	E8HT 4817-FTA	139	1	30 3/32	4 9/16	★E8HT 4817-FTA
E8HT 4817-BEA	140	1	56 3/32	4 1/16	★E8HT 4817-BEA	E8HT 4817-FUA	139	1	31 3/32	4 9/16	★E8HT 4817-FUA
E8HT 4817-BFA	140	1	57 3/32	4 1/16	★E8HT 4817-BFA	E8HT 4817-FVA	139	1	32 3/32	4 9/16	★E8HT 4817-FVA
E8HT 4817-BGA	140	1	58 3/32	4 1/16	★E8HT 4817-BGA	E8HT 4817-FYA	139	1	33 3/32	4 9/16	★E8HT 4817-FYA
E8HT 4817-BHA	140	1	59 3/32	4 1/16	★E8HT 4817-BHA	E8HT 4817-FZA	139	1	34 3/32	4 9/16	★E8HT 4817-FZA

1990/
TRUCK SERIES 600/900

DRIVE LINE CROSS REFERENCE

IDENTIFICATION AND/OR T.S.L. NUMBER	PARTS LIST NO.	SHAFT				IDENTIFICATION AND/OR T.S.L. NUMBER	PARTS LIST NO.	SHAFT			
		T	A (INCHES)	B (INCHES)	PART NUMBER			T	A (INCHES)	B (INCHES)	PART NUMBER

Note: ♦ REFER TO SECTION 48.1 PAGE 1 FOR EXPLANATION OF THE CHART AND THE CODES SHOWN

% Install 90° out of phase

E8HT 4817-GAA	139	1	35 3/32	4 9/16	★E8HT 4817-GAA	E8HT 4817-KDA	139	1	35 3/32	4 1/2	★E8HT 4817-KDA
E8HT 4817-GCA	139	1	37 3/32	4 9/16	★E8HT 4817-GCA	E8HT 4817-KEA	139	1	36 3/32	4 1/2	★E8HT 4817-KEA
E8HT 4817-GDA	139	1	38 3/32	4 9/16	★E8HT 4817-GDA	E8HT 4817-KFA	139	1	31 57/64	4 1/2	★E8HT 4817-KFA
E8HT 4817-GEA	139	1	39 3/32	4 9/16	★E8HT 4817-GEA	E8HT 4817-KGA	139	1	38 3/32	4 1/2	★E8HT 4817-KGA
E8HT 4817-GHA	139	1	42 3/32	4 9/16	★E8HT 4817-GHA	E8HT 4817-KHA	139	1	39 7/64	4 1/2	★E8HT 4817-KHA
E8HT 4817-GJA	139	1	43 3/32	4 9/16	★E8HT 4817-GJA	E8HT 4817-KKA	139	1	41 3/32	4 1/2	★E8HT 4817-KKA
E8HT 4817-GLA	139	1	45 3/32	4 9/16	★E8HT 4817-GLA	E8HT 4817-KLA	139	1	42 3/32	4 1/2	★E8HT 4817-KLA
E8HT 4817-GMA	139	1	46 3/32	4 1/2	★E8HT 4817-GMA	E8HT 4817-KMA	139	1	43 3/32	4 1/2	★E8HT 4817-KMA
E8HT 4817-GNA	139	1	47 3/32	4 9/16	★E8HT 4817-GNA	E8HT 4817-KNA	139	1	44 3/32	4 1/2	★E8HT 4817-KNA
E8HT 4817-GRA	139	1	48 3/32	4 9/16	★E8HT 4817-GRA	E8HT 4817-KRA	139	1	45 3/32	4 1/2	★E8HT 4817-KRA
E8HT 4817-GUA	139	1	51 3/32	4 9/16	★E8HT 4817-GUA	E8HT 4817-KSA	139	1	46 3/32	4 1/2	★E8HT 4817-KSA
E8HT 4817-GVA	139	1	52 3/32	4 9/16	★E8HT 4817-GVA	E8HT 4817-KTA	139	1	47 3/32	4 1/2	★E8HT 4817-KTA
E8HT 4817-GYA	139	1	53 3/32	4 9/16	★E8HT 4817-GYA	E8HT 4817-KUA	139	1	48 3/32	4 1/2	★E8HT 4817-KUA
E8HT 4817-GZA	139	1	54 3/32	4 9/16	★E8HT 4817-GZA	E8HT 4817-KVA	139	1	49 3/32	4 1/2	★E8HT 4817-KVA
E8HT 4817-HAA	139	1	55 3/32	4 9/16	★E8HT 4817-HAA	E8HT 4817-KYA	139	1	50 3/32	4 1/2	★E8HT 4817-KYA
E8HT 4817-HBA	139	1	56 3/32	4 9/16	★E8HT 4817-HBA	E8HT 4817-KZA	139	1	51 3/32	4 1/2	★E8HT 4817-KZA
E8HT 4817-HCA	139	1	57 3/32	4 9/16	★E8HT 4817-HCA	E8HT 4817-LAA	139	1	52 3/32	4 1/2	★E8HT 4817-LAA
E8HT 4817-HJA	139	1	63 3/32	4 9/16	★E8HT 4817-HJA	E8HT 4817-LBA	139	1	53 3/32	4 1/2	★E8HT 4817-LBA
E8HT 4817-HKA	139	1	64 3/32	4 9/16	★E8HT 4817-HKA	E8HT 4817-LCA	139	1	54 3/32	4 1/2	★E8HT 4817-LCA
E8HT 4817-HLA	139	1	65 3/32	4 9/16	★E8HT 4817-HLA	E8HT 4817-LDA	139	1	55 3/32	4 1/2	★E8HT 4817-LDA
E8HT 4817-HRA	139	1	68 3/32	4 9/16	★E8HT 4817-HRA	E8HT 4817-LEA	139	1	56 3/32	4 1/2	★E8HT 4817-LEA
E8HT 4817-JLA	139	1	22 3/32	4 1/2	★E8HT 4817-JLA	E8HT 4817-LFA	139	1	57 7/64	4 1/2	★E8HT 4817-LFA
E8HT 4817-JMA	139	1	23 3/32	4 1/2	★E8HT 4817-JMA	E8HT 4817-LHA	139	1	59 3/32	4 1/2	★E8HT 4817-LHA
E8HT 4817-JRA	139	1	25 3/32	4 1/2	★E8HT 4817-JRA	E8HT 4817-LJA	139	1	60 3/32	4 1/2	★E8HT 4817-LJA
E8HT 4817-JSA	139	1	26 3/32	4 1/2	★E8HT 4817-JSA	E8HT 4817-LKA	139	1	61 3/32	4 1/2	★E8HT 4817-LKA
E8HT 4817-JTA	139	1	27 3/32	4 1/2	★E8HT 4817-JTA	E8HT 4817-LLA	139	1	62 3/32	4 1/2	★E8HT 4817-LLA
E8HT 4817-JUA	139	1	28 3/32	4 1/2	★E8HT 4817-JUA	E8HT 4817-LMA	139	1	63 3/32	4 1/2	★E8HT 4817-LMA
E8HT 4817-JVA	139	1	29 3/32	4 1/2	★E8HT 4817-JVA	E8HT 4817-LNA	139	1	64 3/32	4 1/2	★E8HT 4817-LNA
E8HT 4817-JYA	139	1	30 3/32	4 1/2	★E8HT 4817-JYA	E8HT 4817-LRA	139	1	65 3/32	4 1/2	★E8HT 4817-LRA
E8HT 4817-JZA	139	1	31 3/32	4 1/2	★E8HT 4817-JZA	E8HT 4817-LSA	139	1	66 3/32	4 1/2	★E8HT 4817-LSA
E8HT 4817-KAA	139	1	32 3/32	4 1/2	★E8HT 4817-KAA	%E8HT 4817-MLA	138	1	36 7/64	4 1/2	★E8HT 4817-MLA
E8HT 4817-KBA	139	1	33 3/32	4 1/2	★E8HT 4817-KBA	%E8HT 4817-MMA	138	1	40 7/64	4 1/2	★E8HT 4817-MMA
E8HT 4817-KCA	139	1	34 3/32	4 1/2	★E8HT 4817-KCA	%E8HT 4817-MNA	138	1	34 7/64	4 1/2	★E8HT 4817-MNA

**1990/
TRUCK SERIES 600/900**

DRIVE LINE CROSS REFERENCE GUIDE

IDENTIFICATION AND/OR T.S.L. NUMBER	▲ CODE					▲ DRIVE SHAFT			IDENTIFICATION AND/OR T.S.L. NUMBER	▲ CODE					▲ DRIVE SHAFT		
	YOKE		UNIV JOINT			SIZE (INCHES)	PART NUMBER	YOKE		UNIV JOINT			SIZE (INCHES)	PART NUMBER			
	F	S	L	R	T			F		S	L	R			T		
	A	N	P	E	A	R	E	A		N	P	E	A	R	E		

Note: ▲ Refer to Page 1 of this section for explanation of the chart and the codes shown — Cont'd
 †† - Solid Shaft.

D2HA 4964-EA	58	39	39		17 7/16	3 1/2	★C6TZ 4964-G	D3HA 4964-EA	58	39	39		20 1/4	3 1/2	D3HZ 4964-D
D2HA 4964-FA	77	40	40		14 1/16	††	D1HZ 4964-B	D7HA 4964-AA	106	39	39		13 1/8	††	D8HZ 4964-A
D2HA 4964-GA	58	39	39		17 7/16	††	C6TZ 4964-H	D7HA 4964-BA	102	40	40		12 1/8	††	D8HZ 4964-B
D2HA 4964-HA	76	40	40		13 25/32	††	D1HZ 4964-A	D7HT 4964-KA	58	39	39		15 13/16	3 1/2	★D7HT 4964-KA
D2HA 4964-JA	58	39	39		16 3/16	3 1/2	★D0HZ 4964-K	D7HT 4964-LA	77	40	40		15 7/16	††	D8HZ 4964-C
D2HA 4964-KA	58	40	40		15	††	C6TZ 4964-F	E0HS 4964-GA	119	39	39		18 7/16	††	E3HZ 4964-C
D2HA 4964-LA	58	39	39		14 1/16	††	D2HZ 4964-D	E1HT 4964-AA	77	40	40		16 9/32	4	★E1HT 4964-AA
D2HA 4964-RA	77	40	40		16 13/32	††	D1HZ 4964-D	E2HT 4964-CA	77	40	40		17 17/32	4	★E2HT 4964-CA
D2HA 4964-SA	58	39	39		17 7/16	3 1/2	C6TZ 4964-J	E3HT 4964-AA	77	40	40		16 25/32	4	★E3HT 4964-AA
D2HA 4964-YA	84	41	41		20 3/16	††	D3HZ 4964-G	E3HT 4964-BA	58	39	39		13 11/32	††	E3HZ 4964-A
D2HS 4964-JA	58	39	39		21 5/16	††	E0HZ 4964-A	E3HT 4964-CA	77	40	40		13 1/32	††	E3HZ 4964-B
D2HS 4964-AAA	58	39	39		17 3/4	3 1/2	★D2HS 4964-AAA	E3HT 4964-GA	55	39	39		17 13/16	3 1/2	★E3HT 4964-GA
D3HA 4964-AA	58	39	39		21 5/16	3 1/2	D3HZ 4964-H	E9HT 4964-AA	55	39	39		22 1/16	3 1/2	★E9HT 4964-AA
D3HA 4964-CA	58	39	39		18 5/16	3 1/2	D3HZ 4964-C								

DRIVE SHAFT APPLICATION CHART INDEX

APPLICATION	SECTION	PAGE	APPLICATION	SECTION	PAGE
-------------	---------	------	-------------	---------	------

Components for complete shaft assemblies are also available for service. When the service part number for the complete shaft assembly is known, the part number of the shaft sub-assembly and related components may be found in the Drive and Coupling Shaft Component Parts List in Section 46.1A.

CF SERIES	SECTION	PAGE	CFT SERIES	SECTION	PAGE
CF700/800	46.2	1	CFT800	46.2	5

1990/ TRUCK SERIES 600/900

This Section cross-references driveshaft, coupling shaft, intermediate coupling shaft and inter transmission coupling shaft assemblies to optional component parts. To locate optional component parts do the following:

1. Find the shaft assembly number as shown in the Driveline Cross-Reference Guide Section 46.1, page 6 or the appropriate Shaft Application Chart.
2. Refer to the known Complete Shaft Assembly number below for the appropriate Shaft Sub-assembly and related components.

DRIVE and COUPLING SHAFT COMPONENT PARTS LISTS

YEAR	COMPLETE SHAFT ASSEMBLY	OPTIONAL COMPONENTS FOR COMPLETE SHAFT ASSEMBLY									
		SHAFT SUB-ASSEMBLY		RELATED PARTS FOR USE WITH SHAFT SUB-ASSEMBLY							
90	★ C5TZ 4602-KD	C5TZ 4605-KD	1-C1TT 4342-B	Washer	1-C1TT 4343-B	Seal	2-C1TZ 4635-A	U/Joint			
			1-C1TT 4710-A	Cap	1-C1TT 4841-F	Yoke					
90	★ C5TZ 4602-KP	C5TZ 4605-KP	1-C1TT 4342-B	Washer	1-C1TT 4343-B	Seal	2-C1TZ 4635-A	U/Joint			
			1-C1TT 4710-A	Cap	1-C1TT 4841-F	Yoke					
90	★ C6TZ 4602-BF	C6TZ 4605-BF	1-D1HZ 4342-B	Washer	1-D1HZ 4343-B	Seal	2-D3TZ 4635-B	U/Joint			
			1-D1HZ 4710-B	Cap	1-C6TZ 4841-N	Yoke					
90	★ C6TZ 4602-BN	C6TZ 4605-BN	1-D1HZ 4342-B	Washer	1-D1HZ 4343-B	Seal	2-D3TZ 4635-B	U/Joint			
			1-D1HZ 4710-B	Cap	1-C6TZ 4841-N	Yoke					
90	★ C6TZ 4602-BP	C6TZ 4605-BP	1-D1HZ 4342-B	Washer	1-D1HZ 4343-B	Seal	2-D3TZ 4635-B	U/Joint			
			1-D1HZ 4710-B	Cap	1-C6TZ 4841-N	Yoke					
90	★ C7TZ 4602-CL	C7TZ 4605-CL	1-C1TT 4342-B	Washer	1-C1TT 4343-B	Seal	2-C1TZ 4635-A	U/Joint			
			1-C1TT 4710-A	Cap	1-C1TT 4841-F	Yoke					
90	★ C7TZ 4602-CT	C7TZ 4605-CT	1-D1HZ 4342-B	Washer	1-D1HZ 4343-B	Seal	2-D3TZ 4635-B	U/Joint			
			1-D1HZ 4710-B	Cap	1-C6TZ 4841-N	Yoke					
90	★ C8HZ 4602-AF	C8HZ 4605-AF	1-C1TT 4342-B	Washer	1-C1TT 4343-B	Seal	2-C1TZ 4635-A	U/Joint			
			1-C1TT 4710-A	Cap	1-C1TT 4841-F	Yoke					
90	★ C8HZ 4602-AG	C8HZ 4605-AG	1-C1TT 4342-B	Washer	1-C1TT 4343-B	Seal	2-C1TZ 4635-A	U/Joint			
			1-C1TT 4710-A	Cap	1-C1TT 4841-F	Yoke					
90	★ C8HZ 4602-AJ	C8HZ 4605-AJ	1-C1TT 4342-B	Washer	1-C1TT 4343-B	Seal	2-C1TZ 4635-A	U/Joint			
			1-C1TT 4710-A	Cap	1-C1TT 4841-F	Yoke					
90	★ C8HZ 4602-BG	C8HZ 4605-BG	2-C5TZ 4635-G	U/Joint	1-8MTH 4841	Yoke	1-01T 7077	Cap			
			1-01T 7097	Seal	1-351566-S	Washer					
90	★ C8HZ 4602-EK	C8HZ 4605-EK	1-C1TT 4342-B	Washer	1-C1TT 4343-B	Seal	2-C1TZ 4635-A	U/Joint			
			1-C1TT 4710-A	Cap	1-C1TT 4841-F	Yoke					
90	★ C8TZ 4602-Y	C8TZ 4605-Y	1-C1TT 4342-C	Washer	1-C1TT 4343-C	Seal	2-C1TZ 4635-A	U/Joint			
			1-C1TT 4710-A	Cap	1-C1TT 4841-F	Yoke					
90	★ C8TZ 4602-AA	C8TZ 4605-AA	1-C1TT 4342-B	Washer	1-C1TT 4343-B	Seal	2-C1TZ 4635-A	U/Joint			
			1-C1TT 4710-A	Cap	1-C1TT 4841-F	Yoke					
90	★ C8TZ 4602-AR	C8TZ 4605-AR	1-C1TT 4342-B	Washer	1-C1TT 4343-B	Seal	2-C1TZ 4635-A	U/Joint			
			1-C1TT 4710-A	Cap	1-C1TT 4841-F	Yoke					
90	★ C9HZ 4602-A	C9HZ 4605-A	1-C1TT 4342-B	Washer	1-C1TT 4343-B	Seal	2-C1TZ 4635-A	U/Joint			
			1-C1TT 4710-A	Cap	1-C1TT 4841-F	Yoke					
90	★ C9HZ 4602-B	C9HZ 4605-B	1-C1TT 4342-B	Washer	1-C1TT 4343-B	Seal	2-C1TZ 4635-A	U/Joint			
			1-C1TT 4710-A	Cap	1-C1TT 4841-F	Yoke					
90	★ C9HZ 4602-H	C9HZ 4605-H	1-C1TT 4342-B	Washer	1-C1TT 4343-B	Seal	2-C1TZ 4635-A	U/Joint			
			1-C1TT 4710-A	Cap	1-C1TT 4841-F	Yoke					
90	★ C9HZ 4602-M	C9HZ 4605-M	1-C1TT 4342-B	Washer	1-C1TT 4343-B	Seal	2-C1TZ 4635-A	U/Joint			
			1-C1TT 4710-A	Cap	1-C1TT 4841-F	Yoke					
90	★ C9HZ 4602-N	C9HZ 4605-N	1-C1TT 4342-B	Washer	1-C1TT 4343-B	Seal	2-C1TZ 4635-A	U/Joint			
			1-C1TT 4710-A	Cap	1-C1TT 4841-F	Yoke					
90	★ C9HZ 4602-R	C9HZ 4605-R	1-C1TT 4342-B	Washer	1-C1TT 4343-B	Seal	2-C1TZ 4635-A	U/Joint			
			1-C1TT 4710-A	Cap	1-C1TT 4841-F	Yoke					
90	★ C9HZ 4602-BT	C9HZ 4605-BT	1-C1TT 4342-B	Washer	1-C1TT 4343-B	Seal	2-C1TZ 4635-A	U/Joint			
			1-C1TT 4710-A	Cap	1-C1TT 4841-F	Yoke					
90	★ D0HA 4602-KZ	E1HZ 4605-V	1-C1TT 4342-B	Washer	1-C1TT 4343-B	Seal	2-C1TZ 4635-A	U/Joint			
			1-C1TT 4710-A	Cap	1-C1TT 4841-F	Yoke					

**1990/
TRUCK SERIES 600/900**

DRIVE and COUPLING SHAFT COMPONENT PARTS LISTS											
YEAR	COMPLETE SHAFT ASSEMBLY		OPTIONAL COMPONENTS FOR COMPLETE SHAFT ASSEMBLY								
			SHAFT SUB-ASSEMBLY		RELATED PARTS FOR USE WITH SHAFT SUB-ASSEMBLY						
90	★	DOHZ 4602-BU	DOHZ 4605-BU	1-C1TT 4342-B	Washer	1-C1TT 4343-B	Seal	2-C1TZ 4635-A	U/Joint		
				1-C1TT 4710-A	Cap	1-C1TT 4841-F	Yoke				
90	★	DOHZ 4602-BV	DOHZ 4605-BV	1-C1TT 4342-B	Washer	1-C1TT 4343-B	Seal	2-C1TZ 4635-A	U/Joint		
				1-C1TT 4710-A	Cap	1-C1TT 4841-F	Yoke				
90	★	DOHZ 4602-BW	DOHZ 4605-BW	1-C1TT 4342-B	Washer	1-C1TT 4343-B	Seal	2-C1TZ 4635-A	U/Joint		
				1-C1TT 4710-A	Cap	1-C1TT 4841-F	Yoke				
90	★	DOHZ 4602-BY	DOHZ 4605-BY	1-C1TT 4342-B	Washer	1-C1TT 4343-B	Seal	2-C1TZ 4635-A	U/Joint		
				1-C1TT 4710-A	Cap	1-C1TT 4841-F	Yoke				
90	★	DOHZ 4602-CD	DOHZ 4605-CD	2-C5TZ 4635-G	U/Joint	1-8MTH 4841	Yoke	1-01T 7077	Cap		
				1-01T 7097	Seal	1-351566-S	Washer				
90	★	DOHZ 4602-DM	DOHZ 4605-DM	2-C5TZ 4635-G	U/Joint	1-C1TT 4342-C	Washer	1-C1TT 4343-B	Seal		
				1-C1TT 4710-A	Cap	1-C8TZ 4841-B	Yoke				
90	★	DOHZ 4602-ED	DOHZ 4605-ED	1-C1TT 4342-B	Washer	1-C1TT 4343-B	Seal	2-C1TZ 4635-A	U/Joint		
				1-C1TT 4710-A	Cap	1-C1TT 4841-F	Yoke				
90	★	DOHZ 4602-EE	DOHZ 4605-EE	1-C1TT 4342-B	Washer	1-C1TT 4343-B	Seal	2-C1TZ 4635-A	U/Joint		
				1-C1TT 4710-A	Cap	1-C1TT 4841-F	Yoke				
90	★	DOTZ 4602-G	DOTZ 4605-G	1-C1TT 4342-B	Washer	1-C1TT 4343-B	Seal	2-C1TZ 4635-A	U/Joint		
				1-C1TT 4710-A	Cap	1-C1TT 4841-F	Yoke				
90	★	DOTZ 4602-H	DOTZ 4605-H	1-C1TT 4342-B	Washer	1-C1TT 4343-B	Seal	2-C1TZ 4635-A	U/Joint		
				1-C1TT 4710-A	Cap	1-C1TT 4841-F	Yoke				
90	★	D1HZ 4602-E	D1HZ 4605-E	1-C1TT 4342-B	Washer	1-C1TT 4343-B	Seal	2-C1TZ 4635-A	U/Joint		
				1-C1TT 4710-A	Cap	1-C1TT 4841-F	Yoke				
90	★	D1HZ 4602-F	D1HZ 4605-F	1-C1TT 4342-B	Washer	1-C1TT 4343-B	Seal	2-C1TZ 4635-A	U/Joint		
				1-C1TT 4710-A	Cap	1-C1TT 4841-F	Yoke				
90	★	D1HZ 4602-G	D1HZ 4605-G	1-C1TT 4342-B	Washer	1-C1TT 4343-B	Seal	2-C1TZ 4635-A	U/Joint		
				1-C1TT 4710-A	Cap	1-C1TT 4841-F	Yoke				
90	★	D1HZ 4602-H	D1HZ 4605-H	1-C1TT 4342-B	Washer	1-C1TT 4343-B	Seal	2-C1TZ 4635-A	U/Joint		
				1-C1TT 4710-A	Cap	1-C1TT 4841-F	Yoke				
90	★	D1HZ 4602-J	D1HZ 4605-J	1-C1TT 4342-B	Washer	1-C1TT 4343-B	Seal	2-C1TZ 4635-A	U/Joint		
				1-C1TT 4710-A	Cap	1-C1TT 4841-F	Yoke				
90	★	D1HZ 4602-L	D1HZ 4605-L	1-C1TT 4342-B	Washer	1-C1TT 4343-B	Seal	2-C1TZ 4635-A	U/Joint		
				1-C1TT 4710-A	Cap	1-C1TT 4841-F	Yoke				
90	★	D1HZ 4602-M	D1HZ 4605-M	1-C1TT 4342-B	Washer	1-C1TT 4343-B	Seal	2-C1TZ 4635-A	U/Joint		
				1-C1TT 4710-A	Cap	1-C1TT 4841-F	Yoke				
90	★	D2HZ 4602-U	D2HZ 4605-U	1-D1HZ 4342-B	Washer	1-D1HZ 4343-B	Seal	2-D3TZ 4635-B	U/Joint		
				1-D1HZ 4710-B	Cap	1-C6TZ 4841-N	Yoke				
90	★	D2HZ 4602-V	D2HZ 4605-V	1-D1HZ 4342-B	Washer	1-D1HZ 4343-B	Seal	2-D3TZ 4635-B	U/Joint		
				1-D1HZ 4710-B	Cap	1-C6TZ 4841-N	Yoke				
90	★	D2HZ 4602-AV	D2HZ 4605-AV	1-C7TZ 4342-A	Washer	1-C7TZ 4343-A	Seal	2-D2HZ 4635-A	U/Joint		
				1-C7TZ 4710-A	Cap	1-D2HZ 4841-A	Yoke				
90	★	D2HZ 4602-AW	D2HZ 4605-AW	1-C7TZ 4342-A	Washer	1-C7TZ 4343-A	Seal	2-D2HZ 4635-A	U/Joint		
				1-C7TZ 4710-A	Cap	1-D2HZ 4841-A	Yoke				
90	★	D2HZ 4602-AY	D2HZ 4605-AY	1-C7TZ 4342-A	Washer	1-C7TZ 4343-A	Seal	2-D2HZ 4635-A	U/Joint		
				1-C7TZ 4710-A	Cap	1-D2HZ 4841-A	Yoke				
90	★	D2HZ 4602-AZ	D2HZ 4605-AZ	1-C7TZ 4342-A	Washer	1-C7TZ 4343-A	Seal	2-D2HZ 4635-A	U/Joint		
				1-C7TZ 4710-A	Cap	1-D2HZ 4841-A	Yoke				
90	★	D2HZ 4602-BA	D2HZ 4605-BA	1-C7TZ 4342-A	Washer	1-C7TZ 4343-A	Seal	2-D2HZ 4635-A	U/Joint		
				1-C7TZ 4710-A	Cap	1-D2HZ 4841-A	Yoke				
90	★	D2HZ 4602-BB	D2HZ 4605-BB	1-C7TZ 4342-A	Washer	1-C7TZ 4343-A	Seal	2-D2HZ 4635-A	U/Joint		
				1-C7TZ 4710-A	Cap	1-D2HZ 4841-A	Yoke				
90	★	D2HZ 4602-BC	D2HZ 4605-BC	1-C7TZ 4342-A	Washer	1-C7TZ 4343-A	Seal	2-D2HZ 4635-A	U/Joint		
				1-C7TZ 4710-A	Cap	1-D2HZ 4841-A	Yoke				
90	★	D2HZ 4602-BD	D2HZ 4605-BD	1-C7TZ 4342-A	Washer	1-C7TZ 4343-A	Seal	2-D2HZ 4635-A	U/Joint		
				1-C7TZ 4710-A	Cap	1-D2HZ 4841-A	Yoke				

1990/
TRUCK SERIES 600/900

DRIVE and COUPLING SHAFT COMPONENT PARTS LISTS												
YEAR	COMPLETE SHAFT ASSEMBLY		OPTIONAL COMPONENTS FOR COMPLETE SHAFT ASSEMBLY									
			SHAFT SUB-ASSEMBLY		RELATED PARTS FOR USE WITH SHAFT SUB-ASSEMBLY							
90	★	D2HZ 4602-BE	D2HZ 4605-BE	1-C7TZ 4342-A	Washer	1-C7TZ 4343-A	Seal	2-D2HZ 4635-A	U/Joint			
				1-C7TZ 4710-A	Cap	1-D2HZ 4841-A	Yoke					
90	★	D2HZ 4602-BF	D2HZ 4605-BF	1-C7TZ 4342-A	Washer	1-C7TZ 4343-A	Seal	2-D2HZ 4635-A	U/Joint			
				1-C7TZ 4710-A	Cap	1-D2HZ 4841-A	Yoke					
90		D2TZ 4602-A	D2TZ 4605-A	1-C1TT 4342-B	Washer	1-C1TT 4343-B	Seal	2-C1TZ 4635-A	U/Joint			
				1-C1TT 4710-A	Cap	1-C1TT 4841-F	Yoke					
90	★	D3HA 4602-VA	D4HZ 4605-BH	1-D1HZ 4342-A	Washer	1-D1HZ 4343-A	Seal	2-D3TZ 4635-B	U/Joint			
				1-D1HZ 4710-A	Cap	1-C6TZ 4841-N	Yoke					
90	★	D3HA 4602-YA	D4HZ 4605-F	1-D1HZ 4342-A	Washer	1-D1HZ 4343-A	Seal	2-D3TZ 4635-B	U/Joint			
				1-D1HZ 4710-A	Cap	1-C6TZ 4841-N	Yoke					
90	★	D3HA 4602-ZA	D4HZ 4605-G	1-D1HZ 4342-A	Washer	1-D1HZ 4343-A	Seal	2-D3TZ 4635-B	U/Joint			
				1-D1HZ 4710-A	Cap	1-C6TZ 4841-N	Yoke					
90	★	D3HA 4602-AAA	D4HZ 4605-H	1-D1HZ 4342-A	Washer	1-D1HZ 4343-A	Seal	2-D3TZ 4635-B	U/Joint			
				1-D1HZ 4710-A	Cap	1-C6TZ 4841-N	Yoke					
90	★	D3HA 4602-ABA	D4HZ 4605-J	1-D1HZ 4342-A	Washer	1-D1HZ 4343-A	Seal	2-D3TZ 4635-B	U/Joint			
				1-D1HZ 4710-A	Cap	1-C6TZ 4841-N	Yoke					
90	★	D3HA 4602-ACA	D4HZ 4605-K	1-D1HZ 4342-A	Washer	1-D1HZ 4343-A	Seal	2-D3TZ 4635-B	U/Joint			
				1-D1HZ 4710-A	Cap	1-C6TZ 4841-N	Yoke					
90	★	D3HA 4602-ADA	D4HZ 4605-L	1-D1HZ 4342-A	Washer	1-D1HZ 4343-A	Seal	2-D3TZ 4635-B	U/Joint			
				1-D1HZ 4710-A	Cap	1-C6TZ 4841-N	Yoke					
90	★	D3HA 4602-AEA	D4HZ 4605-M	1-D1HZ 4342-A	Washer	1-D1HZ 4343-A	Seal	2-D3TZ 4635-B	U/Joint			
				1-D1HZ 4710-A	Cap	1-C6TZ 4841-N	Yoke					
90	★	D3HA 4602-AFA	D4HZ 4605-N	1-D1HZ 4342-A	Washer	1-D1HZ 4343-A	Seal	2-D3TZ 4635-B	U/Joint			
				1-D1HZ 4710-A	Cap	1-C6TZ 4841-N	Yoke					
90	★	D3HA 4602-AGA	D4HZ 4605-P	1-D1HZ 4342-A	Washer	1-D1HZ 4343-A	Seal	2-D3TZ 4635-B	U/Joint			
				1-D1HZ 4710-A	Cap	1-C6TZ 4841-N	Yoke					
90	★	D3HA 4602-AHA	D4HZ 4605-Q	1-D1HZ 4342-A	Washer	1-D1HZ 4343-A	Seal	2-D3TZ 4635-B	U/Joint			
				1-D1HZ 4710-A	Cap	1-C6TZ 4841-N	Yoke					
90	★	D3HA 4602-AJA	D4HZ 4605-R	1-D1HZ 4342-A	Washer	1-D1HZ 4343-A	Seal	2-D3TZ 4635-B	U/Joint			
				1-D1HZ 4710-A	Cap	1-C6TZ 4841-N	Yoke					
90	★	D3HA 4602-AKA	D4HZ 4605-S	1-D1HZ 4342-A	Washer	1-D1HZ 4343-A	Seal	2-D3TZ 4635-B	U/Joint			
				1-D1HZ 4710-A	Cap	1-C6TZ 4841-N	Yoke					
90	★	D3HA 4602-ALA	D4HZ 4605-T	1-D1HZ 4342-A	Washer	1-D1HZ 4343-A	Seal	2-D3TZ 4635-B	U/Joint			
				1-D1HZ 4710-A	Cap	1-C6TZ 4841-N	Yoke					
90	★	D3HA 4602-AMA	D4HZ 4605-U	1-D1HZ 4342-A	Washer	1-D1HZ 4343-A	Seal	2-D3TZ 4635-B	U/Joint			
				1-D1HZ 4710-A	Cap	1-C6TZ 4841-N	Yoke					
90	★	D3HA 4602-ANA	D4HZ 4605-V	1-D1HZ 4342-A	Washer	1-D1HZ 4343-A	Seal	2-D3TZ 4635-B	U/Joint			
				1-D1HZ 4710-A	Cap	1-C6TZ 4841-N	Yoke					
90	★	D3HA 4602-ARA	D4HZ 4605-W	1-D1HZ 4342-A	Washer	1-D1HZ 4343-A	Seal	2-D3TZ 4635-B	U/Joint			
				1-D1HZ 4710-A	Cap	1-C6TZ 4841-N	Yoke					
90	★	D3HA 4602-ASA	D4HZ 4605-X	1-D1HZ 4342-A	Washer	1-D1HZ 4343-A	Seal	2-D3TZ 4635-B	U/Joint			
				1-D1HZ 4710-A	Cap	1-C6TZ 4841-N	Yoke					
90	★	D3HA 4602-ATA	D4HZ 4605-Y	1-D1HZ 4342-A	Washer	1-D1HZ 4343-A	Seal	2-D3TZ 4635-B	U/Joint			
				1-D1HZ 4710-A	Cap	1-C6TZ 4841-N	Yoke					
90	★	D3HA 4602-AUA	D4HZ 4605-Z	1-D1HZ 4342-A	Washer	1-D1HZ 4343-A	Seal	2-D3TZ 4635-B	U/Joint			
				1-D1HZ 4710-A	Cap	1-C6TZ 4841-N	Yoke					
90	★	D3HA 4602-AVA	D4HZ 4605-AA	1-D1HZ 4342-A	Washer	1-D1HZ 4343-A	Seal	2-D3TZ 4635-B	U/Joint			
				1-D1HZ 4710-A	Cap	1-C6TZ 4841-N	Yoke					
90	★	D3HA 4602-AYA	D4HZ 4605-AB	1-D1HZ 4342-A	Washer	1-D1HZ 4343-A	Seal	2-D3TZ 4635-B	U/Joint			
				1-D1HZ 4710-A	Cap	1-C6TZ 4841-N	Yoke					
90	★	D3HA 4602-AZA	D4HZ 4605-AC	1-D1HZ 4342-A	Washer	1-D1HZ 4343-A	Seal	2-D3TZ 4635-B	U/Joint			
				1-D1HZ 4710-A	Cap	1-C6TZ 4841-N	Yoke					
90	★	D3HA 4602-BAA	D4HZ 4605-BK	1-D1HZ 4342-A	Washer	1-D1HZ 4343-A	Seal	2-D3TZ 4635-B	U/Joint			
				1-D1HZ 4710-A	Cap	1-C6TZ 4841-N	Yoke					

1990/
TRUCK SERIES 600/900

DRIVE and COUPLING SHAFT COMPONENT PARTS LISTS

YEAR	COMPLETE SHAFT ASSEMBLY		OPTIONAL COMPONENTS FOR COMPLETE SHAFT ASSEMBLY										
			SHAFT SUB-ASSEMBLY		RELATED PARTS FOR USE WITH SHAFT SUB-ASSEMBLY								
90	★ D3HA	4602-BBA	D4HZ	4605-BL	1-D1HZ	4342-A	Washer	1-D1HZ	4343-A	Seal	2-D3TZ	4635-B	U/Joint
					1-D1HZ	4710-A	Cap	1-C6TZ	4841-N	Yoke			
90	★ D3HA	4602-BCA	D5HZ	4605-AAA	1-D1HZ	4342-A	Washer	1-D1HZ	4343-A	Seal	2-D3TZ	4635-B	U/Joint
					1-D1HZ	4710-A	Cap	1-C6TZ	4841-N	Yoke			
90	★ D3HA	4602-BDA	D4HZ	4605-BM	1-D1HZ	4342-A	Washer	1-D1HZ	4343-A	Seal	2-D3TZ	4635-B	U/Joint
					1-D1HZ	4710-A	Cap	1-C6TZ	4841-N	Yoke			
90	★ D3HA	4602-BEA	D8HZ	4605-AV	1-D1HZ	4342-A	Washer	1-D1HZ	4343-A	Seal	2-D3TZ	4635-B	U/Joint
					1-D1HZ	4710-A	Cap	1-C6TZ	4841-N	Yoke			
90	★ D3HA	4602-BFA	D4HZ	4605-BJ	1-D1HZ	4342-A	Washer	1-D1HZ	4343-A	Seal	2-D3TZ	4635-B	U/Joint
					1-D1HZ	4710-A	Cap	1-C6TZ	4841-N	Yoke			
90	★ D3HA	4602-BGA	D4HZ	4605-BN	1-D1HZ	4342-A	Washer	1-D1HZ	4343-A	Seal	2-D3TZ	4635-B	U/Joint
					1-D1HZ	4710-A	Cap	1-C6TZ	4841-N	Yoke			
90	★ D3HA	4602-BJA	D4HZ	4605-BP	1-D1HZ	4342-A	Washer	1-D1HZ	4343-A	Seal	2-D3TZ	4635-B	U/Joint
					1-D1HZ	4710-A	Cap	1-C6TZ	4841-N	Yoke			
90	★ D3HA	4602-BLA	D5HZ	4605-AAC	1-D1HZ	4342-A	Washer	1-D1HZ	4343-A	Seal	2-D3TZ	4635-B	U/Joint
					1-D1HZ	4710-A	Cap	1-C6TZ	4841-N	Yoke			
90	★ D3HA	4602-BMA	D4HZ	4605-BR	1-D1HZ	4342-A	Washer	1-D1HZ	4343-A	Seal	2-D3TZ	4635-B	U/Joint
					1-D1HZ	4710-A	Cap	1-C6TZ	4841-N	Yoke			
90	★ D3HA	4602-BNA	D7HZ	4605-C	1-D1HZ	4342-A	Washer	1-D1HZ	4343-A	Seal	2-D3TZ	4635-B	U/Joint
					1-D1HZ	4710-A	Cap	1-C6TZ	4841-N	Yoke			
90	★ D3HA	4602-BRA	D4HZ	4605-BS	1-D1HZ	4342-A	Washer	1-D1HZ	4343-A	Seal	2-D3TZ	4635-B	U/Joint
					1-D1HZ	4710-A	Cap	1-C6TZ	4841-N	Yoke			
90	★ D3HA	4602-BSA	D4HZ	4605-BT	1-D1HZ	4342-A	Washer	1-D1HZ	4342-A	Seal	2-D3TZ	4635-B	U/Joint
					1-D1HZ	4710-A	Cap	1-C6TZ	4841-N	Yoke			
90	★ D3HA	4602-BYA	D4HZ	4605-BX	1-D1HZ	4342-A	Washer	1-D1HZ	4343-A	Seal	2-D3TZ	4635-B	U/Joint
					1-D1HZ	4710-A	Cap	1-C6TZ	4841-N	Yoke			
90	★ D3HA	4602-BZA	D4HZ	4605-BY	1-D1HZ	4342-A	Washer	1-D1HZ	4343-A	Seal	2-D3TZ	4635-B	U/Joint
					1-D1HZ	4710-A	Cap	1-C6TZ	4841-N	Yoke			
90	★ D3HA	4602-CAA	D4HZ	4605-BZ	1-D1HZ	4342-A	Washer	1-D1HZ	4343-A	Seal	2-D3TZ	4635-B	U/Joint
					1-D1HZ	4710-A	Cap	1-C6TZ	4841-N	Yoke			
90	★ D3HA	4602-CHA	D3HZ	4605-AD	1-C7TZ	4342-A	Washer	1-C7TZ	4343-A	Seal	2-D2HZ	4635-A	U/Joint
					1-C7TZ	4710-A	Cap	1-D2HZ	4841-A	Yoke			
90	★ D3HA	4602-CJA	D3HZ	4605-AE	1-C7TZ	4342-A	Washer	1-C7TZ	4343-A	Seal	2-D2HZ	4635-A	U/Joint
					1-C7TZ	4710-A	Cap	1-D2HZ	4841-A	Yoke			
90	★ D3HA	4602-CKA	D3HZ	4605-AF	1-C7TZ	4342-A	Washer	1-C7TZ	4343-A	Seal	2-D2HZ	4635-A	U/Joint
					1-C7TZ	4710-A	Cap	1-D2HZ	4841-A	Yoke			
90	★ D3HA	4602-CLA	D4HZ	4605-CC	1-C7TZ	4342-A	Washer	1-C7TZ	4343-A	Seal	2-D2HZ	4635-A	U/Joint
					1-C7TZ	4710-A	Cap	1-D2HZ	4841-A	Yoke			
90	★ D3HA	4602-CMA	D4HZ	4605-CD	1-C7TZ	4342-A	Washer	1-C7TZ	4343-A	Seal	2-D2HZ	4635-A	U/Joint
					1-C7TZ	4710-A	Cap	1-D2HZ	4841-A	Yoke			
90	★ D3HA	4602-CNA	D4HZ	4605-CE	1-C7TZ	4342-A	Washer	1-C7TZ	4343-A	Seal	2-D2HZ	4635-A	U/Joint
					1-C7TZ	4710-A	Cap	1-D2HZ	4841-A	Yoke			
90	★ D3HA	4602-CRA	D3HZ	4605-AG	1-C7TZ	4342-A	Washer	1-C7TZ	4343-A	Seal	2-D2HZ	4635-A	U/Joint
					1-C7TZ	4710-A	Cap	1-D2HZ	4841-A	Yoke			
90	★ D3HA	4602-CSA	D3HZ	4605-AH	1-C7TZ	4342-A	Washer	1-C7TZ	4343-A	Seal	2-D2HZ	4635-A	U/Joint
					1-C7TZ	4710-A	Cap	1-D2HZ	4841-A	Yoke			
90	★ D3HA	4602-CTA	D4HZ	4605-CF	1-C7TZ	4342-A	Washer	1-C7TZ	4343-A	Seal	2-D2HZ	4635-A	U/Joint
					1-C7TZ	4710-A	Cap	1-D2HZ	4841-A	Yoke			
90	★ D3HA	4602-CUA	D3HZ	4605-AJ	1-C7TZ	4342-A	Washer	1-C7TZ	4343-A	Seal	2-D2HZ	4635-A	U/Joint
					1-C7TZ	4710-A	Cap	1-D2HZ	4841-A	Yoke			
90	★ D3HA	4602-CVA	D4HZ	4605-CG	1-C7TZ	4342-A	Washer	1-C7TZ	4343-A	Seal	2-D2HZ	4635-A	U/Joint
					1-C7TZ	4710-A	Cap	1-D2HZ	4841-A	Yoke			
90	★ D3HA	4602-CYA	D3HZ	4605-AK	1-C7TZ	4342-A	Washer	1-C7TZ	4343-A	Seal	2-D2HZ	4635-A	U/Joint
					1-C7TZ	4710-A	Cap	1-D2HZ	4841-A	Yoke			

1990/
TRUCK SERIES 600/900

YEAR	DRIVE and COUPLING SHAFT COMPONENT PARTS LISTS											
	COMPLETE SHAFT ASSEMBLY	OPTIONAL COMPONENTS FOR COMPLETE SHAFT ASSEMBLY										
		SHAFT SUB-ASSEMBLY	RELATED PARTS FOR USE WITH SHAFT SUB-ASSEMBLY									
90	★ D3HA 4602-CZA	D3HZ 4605-AL	1-C7TZ 4342-A	Washer	1-C7TZ 4343-A	Seal	2-D2HZ 4635-A	U/Joint	1-C7TZ 4710-A	Cap	1-D2HZ 4841-A	Yoke
90	★ D3HA 4602-DAA	D3HZ 4605-AM	1-C7TZ 4342-A	Washer	1-C7TZ 4343-A	Seal	2-D2HZ 4635-A	U/Joint	1-C7TZ 4710-A	Cap	1-D2HZ 4841-A	Yoke
90	★ D3HA 4602-DBA	D4HZ 4605-CH	1-C7TZ 4342-A	Washer	1-C7TZ 4343-A	Seal	2-D2HZ 4635-A	U/Joint	1-C7TZ 4710-A	Cap	1-D2HZ 4841-A	Yoke
90	★ D3HA 4602-DCA	D4HZ 4605-CJ	1-C7TZ 4342-A	Washer	1-C7TZ 4343-A	Seal	2-D2HZ 4635-A	U/Joint	1-C7TZ 4710-A	Cap	1-D2HZ 4841-A	Yoke
90	★ D3HA 4602-DDA	D4HZ 4605-CK	1-C7TZ 4342-A	Washer	1-C7TZ 4343-A	Seal	2-D2HZ 4635-A	U/Joint	1-C7TZ 4710-A	Cap	1-D2HZ 4841-A	Yoke
90	★ D3HA 4602-DEA	D4HZ 4605-CL	1-C7TZ 4342-A	Washer	1-C7TZ 4343-A	Seal	2-D2HZ 4635-A	U/Joint	1-C7TZ 4710-A	Cap	1-D2HZ 4841-A	Yoke
90	★ D3HA 4602-DFA	D3HZ 4605-AN	1-C7TZ 4342-A	Washer	1-C7TZ 4343-A	Seal	2-D2HZ 4635-A	U/Joint	1-C7TZ 4710-A	Cap	1-D2HZ 4841-A	Yoke
90	★ D3HA 4602-DGA	D3HZ 4605-AP	1-C7TZ 4342-A	Washer	1-C7TZ 4343-A	Seal	2-D2HZ 4635-A	U/Joint	1-C7TZ 4710-A	Cap	1-D2HZ 4841-A	Yoke
90	★ D3HA 4602-DHA	D4HZ 4605-CM	1-C7TZ 4342-A	Washer	1-C7TZ 4343-A	Seal	2-D2HZ 4635-A	U/Joint	1-C7TZ 4710-A	Cap	1-D2HZ 4841-A	Yoke
90	★ D3HA 4602-DJA	D4HZ 4605-CN	1-C7TZ 4342-A	Washer	1-C7TZ 4343-A	Seal	2-D2HZ 4635-A	U/Joint	1-C7TZ 4710-A	Cap	1-D2HZ 4841-A	Yoke
90	★ D3HA 4602-DKA	D4HZ 4605-CP	1-C7TZ 4342-A	Washer	1-C7TZ 4343-A	Seal	2-D2HZ 4635-A	U/Joint	1-C7TZ 4710-A	Cap	1-D2HZ 4841-A	Yoke
90	★ D3HA 4602-DLA	D4HZ 4605-CQ	1-C7TZ 4342-A	Washer	1-C7TZ 4343-A	Seal	2-D2HZ 4635-A	U/Joint	1-C7TZ 4710-A	Cap	1-D2HZ 4841-A	Yoke
90	★ D3HA 4602-DMA	D5HZ 4605-AAM	1-C7TZ 4342-A	Washer	1-C7TZ 4343-A	Seal	2-D2HZ 4635-A	U/Joint	1-C7TZ 4710-A	Cap	1-D2HZ 4841-A	Yoke
90	★ D3HA 4602-DNA	D4HZ 4605-CR	1-C7TZ 4342-A	Washer	1-C7TZ 4343-A	Seal	2-D2HZ 4635-A	U/Joint	1-C7TZ 4710-A	Cap	1-D2HZ 4841-A	Yoke
90	★ D3HA 4602-DRA	D4HZ 4605-CS	1-C7TZ 4342-A	Washer	1-C7TZ 4343-A	Seal	2-D2HZ 4635-A	U/Joint	1-C7TZ 4710-A	Cap	1-D2HZ 4841-A	Yoke
90	★ D3HZ 4602-AR	D3HZ 4605-AR	1-C7TZ 4342-A	Washer	1-C7TZ 4343-A	Seal	2-D2HZ 4635-A	U/Joint	1-C7TZ 4710-A	Cap	1-D2HZ 4841-A	Yoke
90	★ D4HA 4602-AEA	D4HZ 4605-C	1-C1TT 4342-C	Washer	1-C1TT 4343-C	Seal	1-C1TZ 4635-A	U/Joint	1-C1TT 4710-A	Cap	1-C1TT 4841-F	Yoke
90	★ D4HA 4602-AVA	D4HZ 4605-AM	1-D4HZ 4342-A	Washer	1-D4HZ 4343-B	Seal	2-B6TZ 4635-B	U/Joint	1-D4HZ 4841-D	Yoke	1-01T 7077	Cap
90	★ D4HA 4602-AYA	D4HZ 4605-AL	1-D4HZ 4342-A	Washer	1-D4HZ 4343-B	Seal	2-B6TZ 4635-B	U/Joint	1-D4HZ 4841-D	Yoke	1-01T 7077	Cap
90	★ D4HA 4602-AZA	D4HZ 4605-AK	1-D4HZ 4342-A	Washer	1-D4HZ 4343-B	Seal	2-B6TZ 4635-B	U/Joint	1-D4HZ 4841-D	Yoke	1-01T 7077	Cap
90	★ D4HA 4602-BCA	D4HZ 4605-AV	1-D4HZ 4342-A	Washer	1-D4HZ 4343-B	Seal	2-B6TZ 4635-B	U/Joint	1-D4HZ 4841-D	Yoke	1-01T 7077	Cap
90	★ D4HA 4602-BDA	D4HZ 4605-AU	1-D4HZ 4342-A	Washer	1-D4HZ 4343-B	Seal	2-B6TZ 4635-B	U/Joint	1-D4HZ 4841-D	Yoke	1-01T 7077	Cap
90	★ D4HA 4602-BFA	D4HZ 4605-AS	1-D4HZ 4342-A	Washer	1-D4HZ 4343-B	Seal	2-B6TZ 4635-B	U/Joint	1-D4HZ 4841-D	Yoke	1-01T 7077	Cap
90	★ D4HA 4602-BGA	D4HZ 4605-AR	1-D4HZ 4342-A	Washer	1-D4HZ 4343-B	Seal	2-B6TZ 4635-B	U/Joint	1-D4HZ 4841-D	Yoke	1-01T 7077	Cap
90	★ D4HA 4602-BHA	D4HZ 4605-AQ	1-D4HZ 4342-A	Washer	1-D4HZ 4343-B	Seal	2-B6TZ 4635-B	U/Joint	1-D4HZ 4841-D	Yoke	1-01T 7077	Cap
90	★ D4HA 4602-BKA	D4HZ 4605-AN	1-D4HZ 4342-A	Washer	1-D4HZ 4343-B	Seal	2-B6TZ 4635-B	U/Joint	1-D4HZ 4841-D	Yoke	1-01T 7077	Cap
90	★ D4HA 4602-BLA	D9HZ 4605-N	1-C6TZ 4342-C	Washer	1-C6TZ 4343-C	Seal	2-D3TZ 4635-A	U/Joint	1-C6TZ 4710-F	Cap	1-D4HZ 4841-E	Yoke

JULY, 1989

COPYRIGHT © 1989

FORD MOTOR
COMPANY

DEARBORN, MICHIGAN

NEW ISSUE

1990/
TRUCK SERIES 600/900

DRIVE and COUPLING SHAFT COMPONENT PARTS LISTS

YEAR	COMPLETE SHAFT ASSEMBLY	OPTIONAL COMPONENTS FOR COMPLETE SHAFT ASSEMBLY										
		SHAFT SUB-ASSEMBLY		RELATED PARTS FOR USE WITH SHAFT SUB-ASSEMBLY								
90	★ D4HA 4602-BMA	D9HZ 4605-R	1-C6TZ 4342-C	Washer	1-C6TZ 4343-C	Seal	2-D3TZ 4635-A	U/Joint	1-C6TZ 4710-F	Cap	1-D4HZ 4841-E	Yoke
90	★ D4HA 4602-BRA	D5HZ 4605-AE	1-C6TZ 4342-C	Washer	1-C6TZ 4343-C	Seal	2-D3TZ 4635-A	U/Joint	1-C6TZ 4710-F	Cap	1-D4HZ 4841-E	Yoke
90	★ D4HA 4602-BSA	D9HZ 4605-T	1-C6TZ 4342-C	Washer	1-C6TZ 4343-C	Seal	2-D3TZ 4635-A	U/Joint	1-C6TZ 4710-F	Cap	1-D4HZ 4841-E	Yoke
90	★ D4HA 4602-BTA	D5HZ 4605-AAD	1-C6TZ 4342-C	Washer	1-C6TZ 4343-C	Seal	2-D3TZ 4635-A	U/Joint	1-C6TZ 4710-F	Cap	1-D4HZ 4841-E	Yoke
90	★ D4HA 4602-BUA	D5HZ 4605-AAE	1-C6TZ 4342-C	Washer	1-C6TZ 4343-C	Seal	2-D3TZ 4635-A	U/Joint	1-C6TZ 4710-F	Cap	1-D4HZ 4841-E	Yoke
90	★ D4HA 4602-BVA	D5HZ 4605-AAF	1-C6TZ 4342-C	Washer	1-C6TZ 4343-C	Seal	2-D3TZ 4635-A	U/Joint	1-C6TZ 4710-F	Cap	1-D4HZ 4841-E	Yoke
90	★ D4HA 4602-BYA	D5HZ 4605-AAG	1-C6TZ 4342-C	Washer	1-C6TZ 4343-C	Seal	2-D3TZ 4635-A	U/Joint	1-C6TZ 4710-F	Cap	1-D4HZ 4841-E	Yoke
90	★ D4HA 4602-BZA	D5HZ 4605-AX	1-C6TZ 4342-C	Washer	1-C6TZ 4343-C	Seal	2-D3TZ 4635-A	U/Joint	1-C6TZ 4710-F	Cap	1-D4HZ 4841-E	Yoke
90	★ D4HA 4602-CAA	D5HZ 4605-AF	1-C6TZ 4342-C	Washer	1-C6TZ 4343-C	Seal	2-D3TZ 4635-A	U/Joint	1-C6TZ 4710-F	Cap	1-D4HZ 4841-E	Yoke
90	★ D4HA 4602-CBA	D5HZ 4605-AG	1-C6TZ 4342-C	Washer	1-C6TZ 4343-C	Seal	2-D3TZ 4635-A	U/Joint	1-C6TZ 4710-F	Cap	1-D4HZ 4841-E	Yoke
90	★ D4HA 4602-CCA	D5HZ 4605-AH	1-C6TZ 4342-C	Washer	1-C6TZ 4343-C	Seal	2-D3TZ 4635-A	U/Joint	1-C6TZ 4710-F	Cap	1-D4HZ 4841-E	Yoke
90	★ D4HA 4602-CDA	D5HZ 4605-AJ	1-C6TZ 4342-C	Washer	1-C6TZ 4343-C	Seal	2-D3TZ 4635-A	U/Joint	1-C6TZ 4710-F	Cap	1-D4HZ 4841-E	Yoke
90	★ D4HA 4602-CEA	D5HZ 4605-AK	1-C6TZ 4342-C	Washer	1-C6TZ 4343-C	Seal	2-D3TZ 4635-A	U/Joint	1-C6TZ 4710-F	Cap	1-D4HZ 4841-E	Yoke
90	★ D4HA 4602-CFA	D5HZ 4605-AL	1-C6TZ 4342-C	Washer	1-C6TZ 4343-C	Seal	2-D3TZ 4635-A	U/Joint	1-C6TZ 4710-F	Cap	1-D4HZ 4841-E	Yoke
90	★ D4HA 4602-CGA	D5HZ 4605-AM	1-C6TZ 4342-C	Washer	1-C6TZ 4343-C	Seal	2-D3TZ 4635-A	U/Joint	1-C6TZ 4710-F	Cap	1-D4HZ 4841-E	Yoke
90	★ D4HA 4602-CHA	D5HZ 4605-AY	1-C6TZ 4342-C	Washer	1-C6TZ 4343-C	Seal	2-D3TZ 4635-A	U/Joint	1-C6TZ 4710-F	Cap	1-D4HZ 4841-E	Yoke
90	★ D4HA 4602-CJA	D5HZ 4605-AN	1-C6TZ 4342-C	Washer	1-C6TZ 4343-C	Seal	2-D3TZ 4635-A	U/Joint	1-C6TZ 4710-F	Cap	1-D4HZ 4841-E	Yoke
90	★ D4HA 4602-CKA	D5HZ 4605-AAH	1-C6TZ 4342-C	Washer	1-C6TZ 4343-C	Seal	2-D3TZ 4635-A	U/Joint	1-C6TZ 4710-F	Cap	1-D4HZ 4841-E	Yoke
90	★ D4HA 4602-CLA	D5HZ 4605-AAJ	1-C6TZ 4342-C	Washer	1-C6TZ 4343-C	Seal	2-D3TZ 4635-A	U/Joint	1-C6TZ 4710-F	Cap	1-D4HZ 4841-E	Yoke
90	★ D4HA 4602-CMA	D5HZ 4605-AAK	1-C6TZ 4342-C	Washer	1-C6TZ 4343-C	Seal	2-D3TZ 4635-A	U/Joint	1-C6TZ 4710-F	Cap	1-D4HZ 4841-E	Yoke
90	★ D4HA 4602-CNA	D5HZ 4605-AP	1-C6TZ 4342-C	Washer	1-C6TZ 4343-C	Seal	2-D3TZ 4635-A	U/Joint	1-C6TZ 4710-F	Cap	1-D4HZ 4841-E	Yoke
90	★ D4HA 4602-CRA	D5HZ 4605-AR	1-C6TZ 4342-C	Washer	1-C6TZ 4343-C	Seal	2-D3TZ 4635-A	U/Joint	1-C6TZ 4710-F	Cap	1-D4HZ 4841-E	Yoke
90	★ D4HA 4602-CSA	D5HZ 4605-AS	1-C6TZ 4342-C	Washer	1-C6TZ 4343-C	Seal	2-D3TZ 4635-A	U/Joint	1-C6TZ 4710-F	Cap	1-D4HZ 4841-E	Yoke
90	★ D4HA 4602-CTA	D5HZ 4605-AT	1-C6TZ 4342-C	Washer	1-C6TZ 4343-C	Seal	2-D3TZ 4635-A	U/Joint	1-C6TZ 4710-F	Cap	1-D4HZ 4841-E	Yoke
90	★ D4HA 4602-CUA	D5HZ 4605-AV	1-C6TZ 4342-C	Washer	1-C6TZ 4343-C	Seal	2-D3TZ 4635-A	U/Joint	1-C6TZ 4710-F	Cap	1-D4HZ 4841-E	Yoke
90	★ D4HA 4602-CVA	D5HZ 4605-AW	1-C6TZ 4342-C	Washer	1-C6TZ 4343-C	Seal	2-D3TZ 4635-A	U/Joint	1-C6TZ 4710-F	Cap	1-D4HZ 4841-E	Yoke
90	★ D4HS 4602-BA	D8HZ 4605-BG	1-D4HZ 4342-A	Washer	1-D4HZ 4343-B	Seal	2-B6TZ 4635-B	U/Joint	1-D4HZ 4841-D	Yoke	1-01T 7077	Cap

1990/
TRUCK SERIES 600/900

DRIVE and COUPLING SHAFT COMPONENT PARTS LISTS												
YEAR	COMPLETE SHAFT ASSEMBLY		OPTIONAL COMPONENTS FOR COMPLETE SHAFT ASSEMBLY									
			SHAFT SUB-ASSEMBLY		RELATED PARTS FOR USE WITH SHAFT SUB-ASSEMBLY							
90	★	D4TA 4602-ATA	D4TZ 4605-E	1-D4HZ 4342-A 1-D4HZ 4841-D	Washer Yoke	1-D4HZ 4343-B 1-01T 7077	Seal Cap	2-B6TZ 4635-B	U/Joint			
90	★	D4TA 4602-AUA	D4TZ 4605-D	1-D4HZ 4342-A 1-D4HZ 4841-D	Washer Yoke	1-D4HZ 4343-B 1-01T 7077	Seal Cap	2-B6TZ 4635-B	U/Joint			
90	★	D4TA 4602-BAA	D4TZ 4605-M	1-D4HZ 4342-A 1-D4HZ 4841-D	Washer Yoke	1-D4HZ 4343-B 1-01T 7077	Seal Cap	2-B6TZ 4635-B	U/Joint			
90	★	D4TA 4602-BBA	D4TZ 4605-L	1-D4HZ 4342-A 1-D4HZ 4841-D	Washer Yoke	1-D4HZ 4343-B 1-01T 7077	Seal Cap	2-B6TZ 4635-B	U/Joint			
90	★	D4TA 4602-BOA	D4TZ 4605-J	1-D4HZ 4342-A 1-D4HZ 4841-D	Washer Yoke	1-D4HZ 4343-B 1-01T 7077	Seal Cap	2-B6TZ 4635-B	U/Joint			
90	★	D4TA 4602-BEA	D4TZ 4605-H	1-D4HZ 4342-A 1-D4HZ 4841-D	Washer Yoke	1-D4HZ 4343-B 1-01T 7077	Seal Cap	2-B6TZ 4635-B	U/Joint			
90	★	D4TA 4602-BFA	D4TZ 4605-G	1-D4HZ 4342-A 1-D4HZ 4841-D	Washer Yoke	1-D4HZ 4343-B 1-01T 7077	Seal Cap	2-B6TZ 4635-B	U/Joint			
90	★	D4TA 4602-BGA	D4HZ 4605-E	1-D4HZ 4342-A 1-D4HZ 4841-D	Washer Yoke	1-D4HZ 4343-B 1-01T 7077	Seal Cap	2-B6TZ 4635-B	U/Joint			
90	★	D4TA 4602-BHA	D4HZ 4605-D	1-D4HZ 4342-A 1-D4HZ 4841-D	Washer Yoke	1-D4HZ 4343-B 1-01T 7077	Seal Cap	2-B6TZ 4635-B	U/Joint			
90	★	D4TA 4602-BMA	D4TZ 4605-R	1-C1TT 4342-B 1-C1TT 4710-A	Washer Cap	1-C1TT 4343-B 1-C1TT 4841-F	Seal Yoke	2-C1TZ 4635-A	U/Joint			
90	★	D4TA 4602-BRA	D4TZ 4605-F	1-D4HZ 4342-A 1-D4HZ 4841-D	Washer Yoke	1-D4HZ 4343-B 1-01T 7077	Seal Cap	2-B6TZ 4635-B	U/Joint			
90	★	D6HA 4602-CA	D8HZ 4605-BP	1-C1TT 4342-B 1-C1TT 4710-A	Washer Cap	1-C1TT 4343-B 1-C1TT 4841-F	Seal Yoke	2-C1TZ 4635-A	U/Joint			
90	★	D6HA 4602-DA	E1HZ 4605-AE	1-C1TT 4342-B 1-C1TT 4710-A	Washer Cap	1-C1TT 4343-B 1-C1TT 4841-F	Seal Yoke	2-C1TZ 4635-A	U/Joint			
90	★	D6HA 4602-EA	E1HZ 4605-AL	1-C1TT 4342-B 1-C1TT 4710-A	Washer Cap	1-C1TT 4343-B 1-D1TZ 4841-A	Seal Yoke	2-C1TZ 4635-A	U/Joint			
90	★	D6HA 4602-FA	E2HZ 4605-BA	1-C1TT 4342-B 1-C1TT 4710-A	Washer Cap	1-C1TT 4343-B 1-D1TZ 4841-A	Seal Yoke	2-C1TZ 4635-A	U/Joint			
90	★	D6HA 4602-GA	D9HZ 4605-V	1-C1TT 4342-B 1-C1TT 4710-A	Washer Cap	1-C1TT 4343-B 1-C1TT 4841-F	Seal Yoke	2-C1TZ 4635-A	U/Joint			
90	★	D7HT 4602-AVA	D8HZ 4605-AG	1-C7TZ 4342-A 1-C7TZ 4710-A	Washer Cap	1-C7TZ 4343-A 1-D8HZ 4841-A	Seal Yoke	2-D8HZ 4635-A	U/Joint			
90	★	D7HT 4602-AYA	D8HZ 4605-AH	1-C7TZ 4342-A 1-C7TZ 4710-A	Washer Cap	1-C7TZ 4343-A 1-D2HZ 4841-A	Seal Yoke	2-D2HZ 4635-A	U/Joint			
90	★	D7HT 4602-AZA	D8HZ 4605-AJ	1-C7TZ 4342-A 1-C7TZ 4710-A	Washer Cap	1-C7TZ 4343-A 1-D2HZ 4841-A	Seal Yoke	2-D2HZ 4635-A	U/Joint			
90	★	D7HT 4602-BAA	D8HZ 4605-AK	1-C7TZ 4342-A 1-C7TZ 4710-A	Washer Cap	1-C7TZ 4343-A 1-D2HZ 4841-A	Seal Yoke	2-D2HZ 4635-A	U/Joint			
90	★	D7HT 4602-BBA	D8HZ 4605-AL	1-C7TZ 4342-A 1-C7TZ 4710-A	Washer Cap	1-C7TZ 4343-A 1-D2HZ 4841-A	Seal Yoke	2-D2HZ 4635-A	U/Joint			
90	★	D7HT 4602-BCA	D8HZ 4605-AM	1-C7TZ 4342-A 1-C7TZ 4710-A	Washer Cap	1-C7TZ 4343-A 1-D2HZ 4841-A	Seal Yoke	2-D2HZ 4635-A	U/Joint			
90	★	D7HT 4602-BOA	D8HZ 4605-AN	1-C7TZ 4342-A 1-C7TZ 4710-A	Washer Cap	1-C7TZ 4343-A 1-D2HZ 4841-A	Seal Yoke	2-D2HZ 4635-A	U/Joint			
90	★	D7HT 4602-BEA	D8HZ 4605-AP	1-C7TZ 4342-A 1-C7TZ 4710-A	Washer Cap	1-C7TZ 4343-A 1-D2HZ 4841-A	Seal Yoke	2-D2HZ 4635-A	U/Joint			
90	★	D7HT 4602-BFA	D8HZ 4605-AR	1-C7TZ 4342-A 1-C7TZ 4710-A	Washer Cap	1-C7TZ 4343-A 1-D2HZ 4841-A	Seal Yoke	2-D2HZ 4635-A	U/Joint			
90	★	D7HT 4602-BGA	D8HZ 4605-AS	1-C7TZ 4342-A 1-C7TZ 4710-A	Washer Cap	1-C7TZ 4343-A 1-D2HZ 4841-A	Seal Yoke	2-D2HZ 4635-A	U/Joint			
90	★	D7HT 4602-BHA	D8HZ 4605-AT	1-C7TZ 4342-A 1-C7TZ 4710-A	Washer Cap	1-C7TZ 4343-A 1-D2HZ 4841-A	Seal Yoke	2-D2HZ 4635-A	U/Joint			

JULY, 1989

COPYRIGHT © 1989

FORD MOTOR
COMPANY

DEARBORN, MICHIGAN

NEW ISSUE

1990/
TRUCK SERIES 600/900

DRIVE and COUPLING SHAFT COMPONENT PARTS LISTS												
YEAR	COMPLETE SHAFT ASSEMBLY		OPTIONAL COMPONENTS FOR COMPLETE SHAFT ASSEMBLY									
			SHAFT SUB-ASSEMBLY		RELATED PARTS FOR USE WITH SHAFT SUB-ASSEMBLY							
90	★	D7HT 4602-ERB	D9HZ 4605-B	1-D4HZ 4342-A	Washer	1-D4HZ 4343-B	Seal	2-B6TZ 4635-B	U/Joint			
				1-D4HZ 4841-D	Yoke	1-01T 7077	Cap					
90	★	D7HT 4602-ESB	D9HZ 4605-C	1-D4HZ 4342-A	Washer	1-D4HZ 4343-B	Seal	2-B6TZ 4635-B	U/Joint			
				1-D4HZ 4841-D	Yoke	1-01T 7077	Cap					
90	★	D7HT 4602-ETB	D9HZ 4605-D	1-D4HZ 4342-A	Washer	1-D4HZ 4343-B	Seal	2-B6TZ 4635-B	U/Joint			
				1-D4HZ 4841-D	Yoke	1-01T 7077	Cap					
90	★	D8HT 4602-BA	E0HZ 4605-BX	1-C7TZ 4342-A	Washer	1-C7TZ 4343-A	Seal	1-D2HZ 4635-A	U/Joint			
				1-C7TZ 4710-A	Cap	1-D2HZ 4841-A	Yoke					
90	★	D9HS 4602-BA	D9HZ 4605-DE	2-D9HZ 4635-B	U/Joint	1-D9HZ 4710-B	Cap	1-D9HZ 4841-D	Yoke			
90	★	D9HS 4602-DA	E2HZ 4605-D	2-D9HZ 4635-B	U/Joint	1-D9HZ 4710-B	Cap	1-D9HZ 4841-D	Yoke			
90	★	D9HS 4602-EA	E1HZ 4605-CS	2-D9HZ 4635-B	U/Joint	1-D9HZ 4710-B	Cap	1-D9HZ 4841-D	Yoke			
90	★	D9HS 4602-FA	E1HZ 4605-CT	2-D9HZ 4635-B	U/Joint	1-D9HZ 4710-B	Cap	1-D9HZ 4841-D	Yoke			
90	★	D9HS 4602-RA	E1HZ 4605-CU	2-D9HZ 4635-B	U/Joint	1-D9HZ 4710-B	Cap	1-D9HZ 4841-D	Yoke			
90	★	D9HT 4602-AA	D9HZ 4605-AU	1-D9HZ 4342-B	Washer	1-D9HZ 4343-B	Seal	2-D9HZ 4635-A	U/Joint			
				1-D9HZ 4710-A	Cap	1-D9HZ 4841-A	Yoke					
90	★	D9HT 4602-EA	D9HZ 4605-BH	1-D9HZ 4342-B	Washer	1-D9HZ 4343-B	Seal	2-D9HZ 4635-A	U/Joint			
				1-D9HZ 4710-A	Cap	1-D9HZ 4841-A	Yoke					
90	★	D9HT 4602-HA	E0HZ 4605-BT	1-D9HZ 4342-B	Washer	1-D9HZ 4343-B	Seal	2-D9HZ 4635-A	U/Joint			
				1-D9HZ 4710-A	Cap	1-D9HZ 4841-A	Yoke					
90	★	D9HT 4602-JA	D9HZ 4605-BJ	1-D9HZ 4342-B	Washer	1-D9HZ 4343-B	Seal	2-D9HZ 4635-A	U/Joint			
				1-D9HZ 4710-A	Cap	1-D9HZ 4841-A	Yoke					
90	★	D9HT 4602-KA	E0HZ 4605-X	1-D9HZ 4342-B	Washer	1-D9HZ 4343-B	Seal	2-D9HZ 4635-A	U/Joint			
				1-D9HZ 4710-A	Cap	1-D9HZ 4841-A	Yoke					
90	★	D9HT 4602-LA	D9HZ 4605-BK	1-D9HZ 4342-B	Washer	1-D9HZ 4343-B	Seal	2-D9HZ 4635-A	U/Joint			
				1-D9HZ 4710-A	Cap	1-D9HZ 4841-A	Yoke					
90	★	D9HT 4602-NA	D9HZ 4605-CE	1-D9HZ 4342-B	Washer	1-D9HZ 4343-B	Seal	2-D9HZ 4635-A	U/Joint			
				1-D9HZ 4710-A	Cap	1-D9HZ 4841-A	Yoke					
90	★	D9HT 4602-RA	E1HZ 4605-CR	1-D9HZ 4342-B	Washer	1-D9HZ 4343-B	Seal	2-D9HZ 4635-A	U/Joint			
				1-D9HZ 4710-A	Cap	1-D9HZ 4841-A	Yoke					
90	★	D9HT 4602-SA	D9HZ 4605-BL	1-D9HZ 4342-B	Washer	1-D9HZ 4343-B	Seal	2-D9HZ 4635-A	U/Joint			
				1-D9HZ 4710-A	Cap	1-D9HZ 4841-A	Yoke					
90	★	D9HT 4602-TA	D9HZ 4605-AW	1-D9HZ 4342-B	Washer	1-D9HZ 4343-B	Seal	2-D9HZ 4635-A	U/Joint			
				1-D9HZ 4710-A	Cap	1-D9HZ 4841-A	Yoke					
90	★	D9HT 4602-UA	D9HZ 4605-AX	1-D9HZ 4342-B	Washer	1-D9HZ 4343-B	Seal	2-D9HZ 4635-A	U/Joint			
				1-D9HZ 4710-A	Cap	1-D9HZ 4841-A	Yoke					
90	★	D9HT 4602-VA	D9HZ 4605-AY	1-D9HZ 4342-B	Washer	1-D9HZ 4343-B	Seal	2-D9HZ 4635-A	U/Joint			
				1-D9HZ 4710-A	Cap	1-D9HZ 4841-A	Yoke					
90	★	D9HT 4602-YA	D9HZ 4605-AZ	1-D9HZ 4342-B	Washer	1-D9HZ 4343-B	Seal	2-D9HZ 4635-A	U/Joint			
				1-D9HZ 4710-A	Cap	1-D9HZ 4841-A	Yoke					
90	★	D9HT 4602-ZA	D9HZ 4605-BA	1-D9HZ 4342-B	Washer	1-D9HZ 4343-B	Seal	2-D9HZ 4635-A	U/Joint			
				1-D9HZ 4710-A	Cap	1-D9HZ 4841-A	Yoke					
90	★	D9HT 4602-AAA	D9HZ 4605-BB	1-D9HZ 4342-B	Washer	1-D9HZ 4343-B	Seal	2-D9HZ 4635-A	U/Joint			
				1-D9HZ 4710-A	Cap	1-D9HZ 4841-A	Yoke					
90	★	D9HT 4602-A8A	E0HZ 4605-BS	1-D9HZ 4342-B	Washer	1-D9HZ 4343-B	Seal	2-D9HZ 4635-A	U/Joint			
				1-D9HZ 4710-A	Cap	1-D9HZ 4841-A	Yoke					
90	★	D9HT 4602-ACA	D9HZ 4605-BC	1-D9HZ 4342-B	Washer	1-D9HZ 4343-B	Seal	2-D9HZ 4635-A	U/Joint			
				1-D9HZ 4710-A	Cap	1-D9HZ 4841-A	Yoke					
90	★	D9HT 4602-ADA	E1HZ 4605-R	1-D9HZ 4342-B	Washer	1-D9HZ 4343-B	Seal	2-D9HZ 4635-A	U/Joint			
				1-D9HZ 4710-A	Cap	1-D9HZ 4841-A	Yoke					
90	★	D9HT 4602-AEA	E1HZ 4605-S	1-D9HZ 4342-B	Washer	1-D9HZ 4343-B	Seal	2-D9HZ 4635-A	U/Joint			
				1-D9HZ 4710-A	Cap	1-D9HZ 4841-A	Yoke					
90	★	D9HT 4602-AFA	D9HZ 4605-CH	1-D9HZ 4342-B	Washer	1-D9HZ 4343-B	Seal	2-D9HZ 4635-A	U/Joint			
				1-D9HZ 4710-A	Cap	1-D9HZ 4841-A	Yoke					
90	★	D9HT 4602-AGA	D9HZ 4605-CU	1-D9HZ 4342-B	Washer	1-D9HZ 4343-B	Seal	2-D9HZ 4635-A	U/Joint			
				1-D9HZ 4710-A	Cap	1-D9HZ 4841-A	Yoke					

1990/
TRUCK SERIES 600/900

DRIVE and COUPLING SHAFT COMPONENT PARTS LISTS

YEAR	COMPLETE SHAFT ASSEMBLY	OPTIONAL COMPONENTS FOR COMPLETE SHAFT ASSEMBLY										
		SHAFT SUB-ASSEMBLY		RELATED PARTS FOR USE WITH SHAFT SUB-ASSEMBLY								
90	★ D9HT 4602-AHA	D9HZ 4605-CV	1-D9HZ 4342-B	Washer	1-D9HZ 4343-B	Seal	2-D9HZ 4635-A	U/Joint	1-D9HZ 4710-A	Cap	1-D9HZ 4841-A	Yoke
90	★ D9HT 4602-AJA	D9HZ 4605-CP	1-D9HZ 4342-B	Washer	1-D9HZ 4343-B	Seal	2-D9HZ 4635-A	U/Joint	1-D9HZ 4710-A	Cap	1-D9HZ 4841-A	Yoke
90	★ D9HT 4602-AKA	D9HZ 4605-CX	1-D9HZ 4342-B	Washer	1-D9HZ 4343-B	Seal	2-D9HZ 4635-A	U/Joint	1-D9HZ 4710-A	Cap	1-D9HZ 4841-A	Yoke
90	★ D9HT 4602-ALA	D9HZ 4605-CR	1-D9HZ 4342-B	Washer	1-D9HZ 4343-B	Seal	2-D9HZ 4635-A	U/Joint	1-D9HZ 4710-A	Cap	1-D9HZ 4841-A	Yoke
90	★ D9HT 4602-AMA	D9HZ 4605-CF	1-D9HZ 4342-B	Washer	1-D9HZ 4343-B	Seal	2-D9HZ 4635-A	U/Joint	1-D9HZ 4710-A	Cap	1-D9HZ 4841-A	Yoke
90	★ D9HT 4602-ANA	D9HZ 4605-BD	1-D9HZ 4342-B	Washer	1-D9HZ 4343-B	Seal	2-D9HZ 4635-A	U/Joint	1-D9HZ 4710-A	Cap	1-D9HZ 4841-A	Yoke
90	★ D9HT 4602-ARA	D9HZ 4605-CS	1-D9HZ 4342-B	Washer	1-D9HZ 4343-B	Seal	2-D9HZ 4635-A	U/Joint	1-D9HZ 4710-A	Cap	1-D9HZ 4841-A	Yoke
90	★ D9HT 4602-ASA	D9HZ 4605-BE	1-D9HZ 4342-B	Washer	1-D9HZ 4343-B	Seal	2-D9HZ 4635-A	U/Joint	1-D9HZ 4710-A	Cap	1-D9HZ 4841-A	Yoke
90	★ D9HT 4602-ATA	D9HZ 4605-CM	1-D9HZ 4342-B	Washer	1-D9HZ 4343-B	Seal	2-D9HZ 4635-A	U/Joint	1-D9HZ 4710-A	Cap	1-D9HZ 4841-A	Yoke
90	★ D9HT 4602-AUA	D9HZ 4605-CB	1-D9HZ 4342-B	Washer	1-D9HZ 4343-B	Seal	2-D9HZ 4635-A	U/Joint	1-D9HZ 4710-A	Cap	1-D9HZ 4841-A	Yoke
90	★ D9HT 4602-AVA	E1HZ 4605-CL	1-D9HZ 4342-B	Washer	1-D9HZ 4343-B	Seal	2-D9HZ 4635-A	U/Joint	1-D9HZ 4710-A	Cap	1-D9HZ 4841-A	Yoke
90	★ D9HT 4602-AYA	D9HZ 4605-CC	1-D9HZ 4342-B	Washer	1-D9HZ 4343-B	Seal	2-D9HZ 4635-A	U/Joint	1-D9HZ 4710-A	Cap	1-D9HZ 4841-A	Yoke
90	★ D9HT 4602-AZA	D9HZ 4605-DA	1-D9HZ 4342-B	Washer	1-D9HZ 4343-B	Seal	2-D9HZ 4635-A	U/Joint	1-D9HZ 4710-A	Cap	1-D9HZ 4841-A	Yoke
90	★ D9HT 4602-BBA	D9HZ 4605-CZ	1-D9HZ 4342-B	Washer	1-D9HZ 4343-B	Seal	2-D9HZ 4635-A	U/Joint	1-D9HZ 4710-A	Cap	1-D9HZ 4841-A	Yoke
90	★ D9HT 4602-BGA	E1HZ 4605-EA	1-D9HZ 4342-A	Washer	1-D9HZ 4343-A	Seal	2-D9HZ 4635-A	U/Joint	1-D9HZ 4710-A	Cap	1-D9HZ 4841-A	Yoke
90	★ D9HT 4602-BHA	D9HZ 4605-AN	1-D9HZ 4342-A	Washer	1-D9HZ 4343-A	Seal	2-D9HZ 4635-A	U/Joint	1-D9HZ 4710-A	Cap	1-D9HZ 4841-A	Yoke
90	★ D9HT 4602-BJA	D9HZ 4605-AP	1-D9HZ 4342-A	Washer	1-D9HZ 4343-A	Seal	2-D9HZ 4635-A	U/Joint	1-D9HZ 4710-A	Cap	1-D9HZ 4841-A	Yoke
90	★ D9HT 4602-BKA	D9HZ 4605-AR	1-D9HZ 4342-A	Washer	1-D9HZ 4343-A	Seal	2-D9HZ 4635-A	U/Joint	1-D9HZ 4710-A	Cap	1-D9HZ 4841-A	Yoke
90	★ D9HT 4602-BLA	E1HZ 4605-T	1-D9HZ 4342-A	Washer	1-D9HZ 4343-A	Seal	2-D9HZ 4635-A	U/Joint	1-D9HZ 4710-A	Cap	1-D9HZ 4841-A	Yoke
90	★ D9HT 4602-BNA	D9HZ 4605-BW	1-D9HZ 4342-A	Washer	1-D9HZ 4343-A	Seal	2-D9HZ 4635-A	U/Joint	1-D9HZ 4710-A	Cap	1-D9HZ 4841-A	Yoke
90	★ D9HT 4602-BRA	E1HZ 4605-AT	1-D9HZ 4342-A	Washer	1-D9HZ 4343-A	Seal	2-D9HZ 4635-A	U/Joint	1-D9HZ 4710-A	Cap	1-D9HZ 4841-A	Yoke
90	★ D9HT 4602-BSA	E1HZ 4605-AU	1-D9HZ 4342-A	Washer	1-D9HZ 4343-A	Seal	2-D9HZ 4635-A	U/Joint	1-D9HZ 4710-A	Cap	1-D9HZ 4841-A	Yoke
90	★ D9HT 4602-BTA	E1HZ 4605-EG	1-D9HZ 4342-A	Washer	1-D9HZ 4343-A	Seal	2-D9HZ 4635-A	U/Joint	1-D9HZ 4710-A	Cap	1-D9HZ 4841-A	Yoke
90	★ D9HT 4602-BUA	D9HZ 4605-BX	1-D9HZ 4342-A	Washer	1-D9HZ 4343-A	Seal	2-D9HZ 4635-A	U/Joint	1-D9HZ 4710-A	Cap	1-D9HZ 4841-A	Yoke
90	★ D9HT 4602-BVA	E1HZ 4605-AV	1-D9HZ 4342-A	Washer	1-D9HZ 4343-A	Seal	2-D9HZ 4635-A	U/Joint	1-D9HZ 4710-A	Cap	1-D9HZ 4841-A	Yoke
90	★ D9HT 4602-BYA	E1HZ 4605-U	1-D9HZ 4342-A	Washer	1-D9HZ 4342-A	Seal	2-D9HZ 4635-A	U/Joint	1-D9HZ 4710-A	Cap	1-D9HZ 4841-A	Yoke
90	★ D9HT 4602-BZA	D9HZ 4605-BY	1-D9HZ 4342-A	Washer	1-D9HZ 4343-A	Seal	2-D9HZ 4635-A	U/Joint	1-D9HZ 4710-A	Cap	1-D9HZ 4841-A	Yoke

1990/
TRUCK SERIES 600/900

DRIVE and COUPLING SHAFT COMPONENT PARTS LISTS												
YEAR	COMPLETE SHAFT ASSEMBLY		OPTIONAL COMPONENTS FOR COMPLETE SHAFT ASSEMBLY									
			SHAFT SUB-ASSEMBLY		RELATED PARTS FOR USE WITH SHAFT SUB-ASSEMBLY							
90	★	D9HT 4602-CAA	D9HZ 4605-BZ	1-D9HZ 4342-A 1-D9HZ 4710-A	Washer Cap	1-D9HZ 4343-A 1-D9HZ 4841-A	Seal Yoke	2-D9HZ 4635-A	U/Joint			
90	★	D9HT 4602-CBA	D9HZ 4605-CA	1-D9HZ 4342-A 1-D9HZ 4710-A	Washer Cap	1-D9HZ 4343-A 1-D9HZ 4841-A	Seal Yoke	2-D9HZ 4635-A	U/Joint			
90	★	D9HT 4602-CCA	E1HZ 4605-AW	1-D9HZ 4342-A 1-D9HZ 4710-A	Washer Cap	1-D9HZ 4343-A 1-D9HZ 4841-A	Seal Yoke	2-D9HZ 4635-A	U/Joint			
90	★	D9HT 4602-CDA	E4HZ 4605-A	1-D9HZ 4342-A 1-D9HZ 4710-A	Washer Cap	1-D9HZ 4343-A 1-D9HZ 4841-A	Seal Yoke	2-D9HZ 4635-A	U/Joint			
90	★	D9HT 4602-CEA	D9HZ 4605-CL	1-D9HZ 4342-A 1-D9HZ 4710-A	Washer Cap	1-D9HZ 4343-A 1-D9HZ 4841-A	Seal Yoke	2-D9HZ 4635-A	U/Joint			
90	★	D9HT 4602-CFA	E2HZ 4605-BC	1-D9HZ 4342-A 1-D9HZ 4710-A	Washer Cap	1-D9HZ 4343-A 1-D9HZ 4841-A	Seal Yoke	2-D9HZ 4635-A	U/Joint			
90	★	D9HT 4602-CGA	E2HZ 4605-BD	1-D9HZ 4342-A 1-D9HZ 4710-A	Washer Cap	1-D9HZ 4343-A 1-D9HZ 4841-A	Seal Yoke	2-D9HZ 4635-A	U/Joint			
90	★	D9HT 4602-CSA	E9HZ 4605-AH	1-D9HZ 4342-A 1-D9HZ 4710-A	Washer Cap	1-D9HZ 4343-A 1-D9HZ 4841-A	Seal Yoke	2-D9HZ 4635-A	U/Joint			
90	★	D9HT 4602-CTA	E9HZ 4605-AJ	1-D9HZ 4342-A 1-D9HZ 4710-A	Washer Cap	1-D9HZ 4343-A 1-D9HZ 4841-A	Seal Yoke	2-D9HZ 4635-A	U/Joint			
90	★	D9HT 4602-CVA	E2HZ 4605-BE	1-D9HZ 4342-A 1-D9HZ 4710-A	Washer Cap	1-D9HZ 4343-A 1-D9HZ 4841-A	Seal Yoke	2-D9HZ 4635-A	U/Joint			
90	★	D9HT 4602-CYA	E2HZ 4605-BF	1-D9HZ 4342-A 1-D9HZ 4710-A	Washer Cap	1-D9HZ 4343-A 1-D9HZ 4841-A	Seal Yoke	2-D9HZ 4635-A	U/Joint			
90	★	D9HT 4602-CZA	E7HZ 4605-DG	1-D9HZ 4342-A 1-D9HZ 4710-A	Washer Cap	1-D9HZ 4343-A 1-D9HZ 4841-A	Seal Yoke	2-D9HZ 4635-A	U/Joint			
90	★	D9HT 4602-DAA	D9HZ 4605-CD	1-D9HZ 4342-A 1-D9HZ 4710-A	Washer Cap	1-D9HZ 4343-A 1-D9HZ 4841-A	Seal Yoke	2-D9HZ 4635-A	U/Joint			
90	★	D9HT 4602-DBA	D9HZ 4605-CK	1-D9HZ 4342-A 1-D9HZ 4710-A	Washer Cap	1-D9HZ 4343-A 1-D9HZ 4841-A	Seal Yoke	2-D9HZ 4635-A	U/Joint			
90	★	D9HT 4602-DCA	E1HZ 4605-EM	1-D9HZ 4342-A 1-D9HZ 4710-A	Washer Cap	1-D9HZ 4343-A 1-D9HZ 4841-A	Seal Yoke	2-D9HZ 4635-A	U/Joint			
90	★	D9HT 4602-DDA	D9HZ 4605-DC	1-D4HZ 4342-A 1-D4HZ 4841-D	Washer Yoke	1-D4HZ 4343-B 1-01T 7077	Seal Cap	2-B6TZ 4635-B	U/Joint			
90	★	D9HT 4602-DHA	D9HZ 4605-E	1-D4HZ 4342-A 1-D4HZ 4841-D	Washer Yoke	1-D4HZ 4343-B 1-01T 7077	Seal Cap	2-B6TZ 4635-B	U/Joint			
90	★	D9HT 4602-DMA	D9HZ 4605-U	1-C6TZ 4342-C 1-C6TZ 4710-F	Washer Cap	C6TZ 4343-C 1-D4HZ 4841-E	Seal Yoke	2-D3TZ 4635-A	U/Joint			
90	★	D9HT 4602-DYA	D9HZ 4605-BF	1-D9HZ 4342-B 1-D9HZ 4710-A	Washer Cap	1-D9HZ 4343-B 1-D9HZ 4841-A	Seal Yoke	2-D9HZ 4635-A	U/Joint			
90	★	D9HT 4602-DZA	D9HZ 4605-BG	1-D9HZ 4342-B 1-D9HZ 4710-A	Washer Cap	1-D9HZ 4343-B 1-D9HZ 4841-A	Seal Yoke	2-D9HZ 4635-A	U/Joint			
90	★	D9HT 4602-EDA	D9HZ 4605-AB	1-D9HZ 4342-A 1-D9HZ 4710-A	Washer Cap	1-D9HZ 4343-A 1-D9HZ 4841-B	Seal Yoke	2-D9HZ 4635-A	U/Joint			
90	★	D9HT 4602-EGA	D9HZ 4605-CN	1-D9HZ 4342-A 1-D9HZ 4710-A	Washer Cap	1-D9HZ 4343-A 1-D9HZ 4841-B	Seal Yoke	2-D9HZ 4635-A	U/Joint			
90	★	D9HT 4602-EHA	D9HZ 4605-BR	1-D9HZ 4342-A 1-D9HZ 4710-A	Washer Cap	1-D9HZ 4343-A 1-D9HZ 4841-B	Seal Yoke	2-D9HZ 4635-A	U/Joint			
90	★	D9HT 4602-EJA	D9HZ 4605-BS	1-D9HZ 4342-A 1-D9HZ 4710-A	Washer Cap	1-D9HZ 4343-A 1-D9HZ 4841-B	Seal Yoke	2-D9HZ 4635-A	U/Joint			
90	★	D9HT 4602-EKA	D9HZ 4605-BT	1-D9HZ 4342-A 1-D9HZ 4710-A	Washer Cap	1-D9HZ 4343-A 1-D9HZ 4841-B	Seal Yoke	2-D9HZ 4635-A	U/Joint			
90	★	D9HT 4602-ESA	D9HZ 4605-BU	1-D9HZ 4342-A 1-D9HZ 4710-A	Washer Cap	1-D9HZ 4343-A 1-D9HZ 4841-B	Seal Yoke	2-D9HZ 4635-A	U/Joint			
90	★	D9HT 4602-ETA	D9HZ 4605-AC	1-D9HZ 4342-A 1-D9HZ 4710-A	Washer Cap	1-D9HZ 4343-A 1-D9HZ 4841-B	Seal Yoke	2-D9HZ 4635-A	U/Joint			

1990/
TRUCK SERIES 600/900

DRIVE and COUPLING SHAFT COMPONENT PARTS LISTS												
YEAR	COMPLETE SHAFT ASSEMBLY	OPTIONAL COMPONENTS FOR COMPLETE SHAFT ASSEMBLY										
		SHAFT SUB-ASSEMBLY		RELATED PARTS FOR USE WITH SHAFT SUB-ASSEMBLY								
90	★ D9HT 4602-EUA	D9HZ 4605-AD	1-D9HZ 4342-A 1-D9HZ 4710-A	Washer Cap	1-D9HZ 4343-A 1-D9HZ 4841-B	Seal Yoke	2-D9HZ 4635-A	U/Joint				
90	★ D9HT 4602-EVA	D9HZ 4605-BV	1-D9HZ 4342-A 1-D9HZ 4710-A	Washer Cap	1-D9HZ 4343-A 1-D9HZ 4841-B	Seal Yoke	2-D9HZ 4635-A	U/Joint				
90	★ EOHS 4602-SA	E2HZ 4605-V	2-D9HZ 4635-B	U/Joint	1-D9HZ 4710-B	Cap	1-D9HZ 4841-D	Yoke				
90	★ EOHT 4602-AA	EOHZ 4605-C	1-D9HZ 4342-B 1-D9HZ 4710-A	Washer Cap	1-D9HZ 4343-B 1-D9HZ 4841-A	Seal Yoke	2-D9HZ 4635-A	U/Joint				
90	★ EOHT 4602-BA	EOHZ 4605-D	1-D9HZ 4342-B 1-D9HZ 4710-A	Washer Cap	1-D9HZ 4343-B 1-D9HZ 4841-B	Seal Yoke	2-D9HZ 4635-A	U/Joint				
90	★ EOHT 4602-CA	EOHZ 4605-N	1-C1TT 4342-C 1-C1TT 4710-A	Washer Cap	1-C1TT 4343-C 1-C1TT 4841-F	Seal Yoke	2-C1TZ 4635-A	U/Joint				
90	★ EOHT 4602-DA	EOHZ 4605-F	1-D4HZ 4342-A 1-D4HZ 4841-D	Washer Yoke	1-D4HZ 4343-B 1-01T 7077	Seal Cap	2-B6TZ 4635-B	U/Joint				
90	★ EOHT 4602-EA	EOHZ 4605-M	1-C1TT 4342-C 1-C1TT 4710-A	Washer Cap	1-C1TT 4343-C 1-C1TT 4841-F	Seal Yoke	1-C1TZ 4635-A	U/Joint				
90	★ EOHT 4602-FA	EOHZ 4605-F	1-D4HZ 4342-A 1-D4HZ 4841-D	Washer Yoke	1-D4HZ 4343-B 1-01T 7077	Seal Cap	2-B6TZ 4635-B	U/Joint				
90	★ EOHT 4602-GA	EOHZ 4605-G	1-D4HZ 4342-A 1-D4HZ 4841-D	Washer Yoke	1-D4HZ 4343-B 1-01T 7077	Seal Cap	2-B6TZ 4635-B	U/Joint				
90	★ EOHT 4602-HA	EOHZ 4605-H	1-D4HZ 4342-A 1-D4HZ 4841-D	Washer Yoke	1-D4HZ 4343-B 1-01T 7077	Seal Cap	2-B6TZ 4635-B	U/Joint				
90	★ EOHT 4602-JA	EOHZ 4605-J	1-D4HZ 4342-A 1-D4HZ 4841-D	Washer Yoke	1-D4HZ 4343-B 1-01T 7077	Seal Cap	2-B6TZ 4635-B	U/Joint				
90	★ EOHT 4602-KA	EOHZ 4605-P	1-C1TT 4342-C 1-C1TT 4710-A	Washer Cap	1-C1TT 4343-C 1-C1TT 4841-F	Seal Yoke	2-C1TZ 4635-A	U/Joint				
90	★ EOHT 4602-LA	EOHZ 4605-L	1-D4HZ 4342-A 1-D4HZ 4841-D	Washer Yoke	1-D4HZ 4343-B 1-01T 7077	Seal Cap	2-B6TZ 4635-B	U/Joint				
90	★ EOHT 4602-MA	EOHZ 4605-A	1-D4HZ 4342-A 1-D4HZ 4841-D	Washer Yoke	1-D4HZ 4343-B 1-01T 7077	Seal Cap	2-B6TZ 4635-B	U/Joint				
90	★ EOHT 4602-NA	EOHZ 4605-K	1-D4HZ 4342-A 1-D4HZ 4841-D	Washer Yoke	1-D4HZ 4343-B 1-01T 7077	Seal Cap	2-B6TZ 4635-B	U/Joint				
90	★ EOHT 4602-SA	EOHZ 4605-R	1-C6TZ 4342-C 1-C6TZ 4710-F	Washer Cap	1-C6TZ 4343-C 1-D4HZ 4841-E	Seal Slip yoke	2-D3TZ 4635-A	U/Joint				
90	★ EOHT 4602-TA	EOHZ 4605-S	1-C6TZ 4342-C 1-C6TZ 4710-F	Washer Cap	1-C6TZ 4343-C 1-D4HZ 4841-E	Seal Slip Yoke	2-D3TZ 4635-A	U/Joint				
90	★ EOHT 4602-BVA	E1HZ 4605-EB	2-B6TZ 4635-B 1-01T 7097	U/Joint Seal	1-8MTH 4841 1-351566-S	Yoke Washer	1-01T 7077	Cap				
90	★ EOHT 4602-BYA	E1HZ 4605-AY	2-B6TZ 4635-B 1-01T 7097	U/Joint Seal	1-8MTH 4841 1-351566-S	Yoke Washer	1-01T 7077	Cap				
90	★ EOHT 4602-BZA	E4HZ 4605-B	2-B6TZ 4635-B 1-01T 7097	U/Joint Seal	1-8MTH 4841 1-351566-S	Yoke Washer	1-01T 7077	Cap				
90	★ EOHT 4602-CAA	E4HZ 4605-C	2-B6TZ 4635-B 1-01T 7097	U/Joint Seal	1-8MTH 4841 1-351566-S	Yoke Washer	1-01T 7077	Cap				
90	★ EOHT 4602-CBA	E4HZ 4605-D	2-B6TZ 4635-B 1-01T 7097	U/Joint Seal	1-8MTH 4841 1-351566-S	Yoke Washer	1-01T 7077	Cap				
90	★ EOHT 4602-CFA	E4HZ 4605-E	2-B6TZ 4635-B 1-01T 7097	U/Joint Seal	1-8MTH 4841 1-351566-S	Yoke Washer	1-01T 7077	Cap				
90	★ EOHT 4602-DKA	EOHZ 4605-BV	1-D4HZ 4342-A 1-D4HZ 4841-D	Washer Yoke	1-D4HZ 4343-B 1-01T 7077	Seal Cap	2-B6TZ 4635-B	U/Joint				
90	★ EOHT 4602-EUA	EOHZ 4605-AB	1-D4HZ 4342-A 1-D4HZ 4841-D	Washer Yoke	1-D4HZ 4343-B 1-01T 7077	Seal Cap	2-B6TZ 4635-B	U/Joint				
90	★ EOHT 4602-EYA	EOHZ 4605-AC	1-D4HZ 4342-A 1-D4HZ 4841-D	Washer Yoke	1-D4HZ 4343-B 1-01T 7077	Seal Cap	2-B6TZ 4635-B	U/Joint				
90	★ EOHT 4602-FAA	EOHZ 4605-BR	1-D4HZ 4342-A 1-D4HZ 4841-D	Washer Yoke	1-D4HZ 4343-B 1-01T 7077	Seal Cap	2-B6TZ 4635-B	U/Joint				

1990/
TRUCK SERIES 600/900

DRIVE and COUPLING SHAFT COMPONENT PARTS LISTS

YEAR	COMPLETE SHAFT ASSEMBLY	OPTIONAL COMPONENTS FOR COMPLETE SHAFT ASSEMBLY										
		SHAFT SUB-ASSEMBLY		RELATED PARTS FOR USE WITH SHAFT SUB-ASSEMBLY								
90	★ EOHT 4602-FDA	EOHZ 4605-AD	1-D4HZ 4342-A	Washer	1-D4HZ 4343-B	Seal	2-B6TZ 4635-B	U/Joint	1-D4HZ 4841-D	Yoke	1-01T 7077	Cap
90	★ EOHT 4602-FLA	E1HZ 4605-BA	1-D4HZ 4342-A	Washer	1-D4HZ 4343-B	Seal	2-B6TZ 4635-B	U/Joint	1-D4HZ 4841-D	Yoke	1-01T 7077	Cap
90	★ EOHT 4602-FMA	E1HZ 4605-BB	1-D4HZ 4342-A	Washer	1-D4HZ 4343-B	Seal	2-B6TZ 4635-B	U/Joint	1-D4HZ 4841-D	Yoke	1-01T 7077	Yoke
90	★ EOHT 4602-FNA	E1HZ 4605-BC	1-D4HZ 4342-A	Washer	1-D4HZ 4343-B	Seal	2-B6TZ 4635-B	U/Joint	1-D4HZ 4841-D	Yoke	1-01T 7077	Yoke
90	★ EOHT 4602-FRA	E1HZ 4605-BD	1-D4HZ 4342-A	Washer	1-D4HZ 4343-B	Seal	2-B6TZ 4635-B	U/Joint	1-D4HZ 4841-D	Yoke	1-01T 7077	Yoke
90	★ EOHT 4602-FSA	EOHZ 4605-AE	1-D4HZ 4342-A	Washer	1-D4HZ 4343-B	Seal	2-B6TZ 4635-B	U/Joint	1-D4HZ 4841-D	Yoke	1-01T 7077	Cap
90	★ EOHT 4602-FTA	EOHZ 4605-Y	1-D4HZ 4342-A	Washer	1-D4HZ 4343-B	Seal	2-B6TZ 4635-B	U/Joint	1-D4HZ 4841-D	Yoke	1-01T 7077	Cap
90	★ EOHT 4602-FUA	E4HZ 4605-F	1-D4HZ 4372-A	Washer	1-D4HZ 4343-B	Seal	2-B6TZ 4635-B	U/Joint	1-D4HZ 4841-D	Yoke	1-01T 7077	Yoke
90	★ EOHT 4602-FYA	E1HZ 4605-BE	1-D4HZ 4342-A	Washer	1-D4HZ 4343-B	Seal	2-B6TZ 4635-B	U/Joint	1-D4HZ 4841-D	Yoke	1-01T 7077	Yoke
90	★ EOHT 4602-GAA	E1HZ 4605-EK	1-D4HZ 4342-A	Washer	1-D4HZ 4343-B	Seal	2-B6TZ 4635-B	U/Joint	1-D4HZ 4841-D	Yoke	1-01T 7077	Yoke
90	★ EOHT 4602-GBA	EOHZ 4605-AF	1-D4HZ 4342-A	Washer	1-D4HZ 4343-B	Seal	2-B6TZ 4635-B	U/Joint	1-D4HZ 4841-D	Yoke	1-01T 7077	Cap
90	★ EOHT 4602-GCA	EOHZ 4605-AG	1-D4HZ 4342-A	Washer	1-D4HZ 4343-B	Seal	2-B6TZ 4635-B	U/Joint	1-D4HZ 4841-D	Yoke	1-01T 7077	Cap
90	★ EOHT 4602-GDA	EOHZ 4605-AH	1-D4HZ 4342-A	Washer	1-D4HZ 4343-B	Seal	2-B6TZ 4635-B	U/Joint	1-D4HZ 4841-D	Yoke	1-01T 7077	Cap
90	★ EOHT 4602-GEA	EOHZ 4605-AJ	1-D4HZ 4342-A	Washer	1-D4HZ 4343-B	Seal	2-B6TZ 4635-B	U/Joint	1-D4HZ 4841-D	Yoke	1-01T 7077	Cap
90	★ EOHT 4602-GFA	EOHZ 4605-AK	1-D4HZ 4342-A	Washer	1-D4HZ 4343-B	Seal	2-B6TZ 4635-B	U/Joint	1-D4HZ 4841-D	Yoke	1-01T 7077	Cap
90	★ EOHT 4602-GGA	E4HZ 4605-G	1-D4HZ 4342-A	Washer	1-D4HZ 4343-B	Seal	2-B6TZ 4635-B	U/Joint	1-D4HZ 4841-D	Yoke	1-01T 7077	Yoke
90	★ EOHT 4602-GHA	EOHZ 4605-AL	1-D4HZ 4342-A	Washer	1-D4HZ 4343-B	Seal	2-B6TZ 4635-B	U/Joint	1-D4HZ 4841-D	Yoke	1-01T 7077	Cap
90	★ EOHT 4602-GJA	E1HZ 4605-BG	1-D4HZ 4342-A	Washer	1-D4HZ 4343-B	Seal	2-B6TZ 4635-B	U/Joint	1-D4HZ 4841-D	Yoke	1-01T 7077	Cap
90	★ EOHT 4602-GLA	E1HZ 4605-BH	1-D4HZ 4342-A	Washer	1-D4HZ 4343-B	Seal	2-B6TZ 4635-B	U/Joint	1-D4HZ 4841-D	Yoke	1-01T 7077	Cap
90	★ EOHT 4602-GMA	EOHZ 4605-AM	1-D4HZ 4342-A	Washer	1-D4HZ 4343-B	Seal	2-B6TZ 4635-B	U/Joint	1-D4HZ 4841-D	Yoke	1-01T 7077	Cap
90	★ EOHT 4602-GNA	E1HZ 4605-BJ	1-D4HZ 4342-A	Washer	1-D4HZ 4343-B	Seal	2-B6TZ 4635-B	U/Joint	1-D4HZ 4841-D	Yoke	1-01T 7077	Cap
90	★ EOHT 4602-GRA	EOHZ 4605-AN	1-D4HZ 4342-A	Washer	1-D4HZ 4343-B	Seal	2-B6TZ 4635-B	U/Joint	1-D4HZ 4841-D	Yoke	1-01T 7077	Cap
90	★ EOHT 4602-GSA	EOHZ 4605-AP	1-D4HZ 4342-A	Washer	1-D4HZ 4343-B	Seal	2-B6TZ 4635-B	U/Joint	1-D4HZ 4841-D	Yoke	1-01T 7077	Cap
90	★ EOHT 4602-HJA	E1HZ 4605-AIM	1-C1TT 4342-B	Washer	1-C1TT 4343-B	Seal	2-C1TZ 4635-A	U/Joint	1-C1TT 4710-A	Cap	1-C1TT 4841-F	Yoke
90	★ EOHT 4602-HLA	E1HZ 4605-AN	1-C1TT 4342-B	Washer	1-C1TT 4343-B	Seal	2-C1TZ 4635-A	U/Joint	1-C1TT 4710-A	Cap	1-C1TT 4841-F	Yoke
90	★ EOHT 4602-HMA	E1HZ 4605-AF	1-C1TT 4342-B	Washer	1-C1TT 4343-B	Seal	2-C1TZ 4635-A	U/Joint	1-C1TT 4710-A	Cap	1-C1TT 4841-F	Yoke
90	★ EOHT 4602-HNA	E1HZ 4605-BK	1-C1TT 4342-B	Washer	1-C1TT 4343-B	Seal	2-C1TZ 4635-A	U/Joint	1-C1TT 4710-A	Cap	1-C1TT 4841-F	Yoke

1990/
TRUCK SERIES 600/900

DRIVE and COUPLING SHAFT COMPONENT PARTS LISTS											
YEAR	COMPLETE SHAFT ASSEMBLY		OPTIONAL COMPONENTS FOR COMPLETE SHAFT ASSEMBLY								
			SHAFT SUB-ASSEMBLY		RELATED PARTS FOR USE WITH SHAFT SUB-ASSEMBLY						
90	★	EOHT 4602-HRA	E1HZ 4605-BL	1-C1TT 4342-B Washer	1-C1TT 4343-B Seal	1-C1TT 4841-F Yoke	2-C1TZ 4635-A	U/Joint			
				1-C1TT 4710-A Cap	1-C1TT 4841-F Yoke						
90	★	EOHT 4602-HZA	E1HZ 4605-AP	1-C1TT 4342-B Washer	1-C1TT 4343-B Seal	1-C1TT 4841-F Yoke	2-C1TZ 4635-A	U/Joint			
				1-C1TT 4710-A Cap	1-C1TT 4841-F Yoke						
90	★	EOHT 4602-JAA	E1HZ 4605-AG	1-C1TT 4342-B Washer	1-C1TT 4343-B Seal	1-C1TT 4841-F Yoke	2-C1TZ 4635-A	U/Joint			
				1-C1TT 4710-A Cap	1-C1TT 4841-F Yoke						
90	★	EOHT 4602-JBA	E1HZ 4605-AH	1-C1TT 4342-B Washer	1-C1TT 4343-B Seal	1-C1TT 4841-F Yoke	2-C1TZ 4635-A	U/Joint			
				1-C1TT 4710-A Cap	1-C1TT 4841-F Yoke						
90	★	EOHT 4602-JCA	E1HZ 4605-BM	1-C1TT 4342-B Washer	1-C1TT 4343-B Seal	1-C1TT 4841-F Yoke	2-C1TZ 4635-A	U/Joint			
				1-C1TT 4710-A Cap	1-C1TT 4841-F Yoke						
90	★	EOHT 4602-JDA	E2HZ 4605-BG	1-C1TT 4342-B Washer	1-C1TT 4343-B Seal	1-C1TT 4841-F Yoke	2-C1TZ 4635-A	U/Joint			
				1-C1TT 4710-A Cap	1-C1TT 4841-F Yoke						
90	★	EOHT 4602-JEA	E1HZ 4605-EC	1-C1TT 4342-B Washer	1-C1TT 4343-B Seal	1-C1TT 4841-F Yoke	2-C1TZ 4635-A	U/Joint			
				1-C1TT 4710-A Cap	1-C1TT 4841-F Yoke						
90	★	EOHT 4602-JFA	E1HZ 4605-BN	1-C1TT 4342-B Washer	1-C1TT 4343-B Seal	1-C1TT 4841-F Yoke	2-C1TZ 4635-A	U/Joint			
				1-C1TT 4710-A Cap	1-C1TT 4841-F Yoke						
90	★	EOHT 4602-JGA	E1HZ 4605-ED	1-C1TT 4342-B Washer	1-C1TT 4343-B Seal	1-C1TT 4841-F Yoke	2-C1TZ 4635-A	U/Joint			
				1-C1TT 4710-A Cap	1-C1TT 4841-F Yoke						
90	★	EOHT 4602-JHA	E1HZ 4605-BP	1-C1TT 4342-B Washer	1-C1TT 4343-B Seal	1-C1TT 4841-F Yoke	2-C1TZ 4635-A	U/Joint			
				1-C1TT 4710-A Cap	1-C1TT 4841-F Yoke						
90	★	EOHT 4602-JJA	E4HZ 4605-H	1-C1TT 4342-B Washer	1-C1TT 4343-B Seal	1-C1TT 4841-F Yoke	2-C1TZ 4635-A	U/Joint			
				1-C1TT 4710-A Cap	1-C1TT 4841-F Yoke						
90	★	EOHT 4602-JNA	E4HZ 4605-J	1-C1TT 4343-B Washer	1-C1TT 4343-B Seal	1-C1TT 4841-F Yoke	2-C1TZ 4635-A	U/Joint			
				1-C1TT 4710-A Cap	1-C1TT 4841-F Yoke						
90	★	EOHT 4602-JSA	E4HZ 4605-K	1-C1TT 4342-B Washer	1-C1TT 4343-B Seal	1-C1TT 4841-F Yoke	2-C1TZ 4635-A	U/Joint			
				1-C1TT 4710-A Cap	1-C1TT 4841-F Yoke						
90	★	EOHT 4602-JLA	E1HZ 4605-EE	1-C1TT 4342-B Washer	1-C1TT 4343-B Seal	1-C1TT 4841-F Yoke	2-C1TZ 4635-A	U/Joint			
				1-C1TT 4710-A Cap	1-C1TT 4841-F Yoke						
90	★	EOHT 4602-KGA	E1HZ 4605-W	1-C1TT 4342-B Washer	1-C1TT 4343-B Seal	1-C1TT 4841-F Yoke	2-C1TZ 4635-A	U/Joint			
				1-C1TT 4710-A Cap	1-C1TT 4841-F Yoke						
90	★	EOHT 4602-KHA	E1HZ 4605-X	1-C1TT 4342-B Washer	1-C1TT 4343-B Seal	1-C1TT 4841-F Yoke	2-C1TZ 4635-A	U/Joint			
				1-C1TT 4710-A Cap	1-C1TT 4841-F Yoke						
90	★	EOHT 4602-KJA	E2HZ 4605-BH	1-C1TT 4342-B Washer	1-C1TT 4343-B Seal	1-C1TT 4841-F Yoke	2-C1TZ 4635-A	U/Joint			
				1-C1TT 4710-A Cap	1-C1TT 4841-F Yoke						
90	★	EOHT 4602-KKA	E2HZ 4605-CC	1-C1TT 4342-B Washer	1-C1TT 4343-B Seal	1-C1TT 4841-F Yoke	2-C1TZ 4635-A	U/Joint			
				1-C1TT 4710-A Cap	1-C1TT 4841-F Yoke						
90	★	EOHT 4602-KLA	E0HZ 4605-AR	1-C1TT 4342-B Washer	1-C1TT 4343-B Seal	1-C1TT 4841-F Yoke	2-C1TZ 4635-A	U/Joint			
				1-C1TT 4710-A Cap	1-C1TT 4841-F Yoke						
90	★	EOHT 4602-KMA	E0HZ 4605-AS	1-C1TT 4342-B Washer	1-C1TT 4343-B Seal	1-C1TT 4841-F Yoke	2-C1TZ 4635-A	U/Joint			
				1-C1TT 4710-A Cap	1-C1TT 4841-F Yoke						
90	★	EOHT 4602-KNA	E4HZ 4605-L	1-C1TT 4342-B Washer	1-C1TT 4343-B Seal	1-C1TT 4841-F Yoke	1-C1TZ 4635-A	U/Joint			
				1-C1TT 4710-A Cap	1-C1TT 4841-F Yoke						
90	★	EOHT 4602-KRA	E2HZ 4605-CD	1-C1TT 4342-B Washer	1-C1TT 4343-B Seal	1-C1TT 4841-F Yoke	2-C1TZ 4635-A	U/Joint			
				1-C1TT 4710-A Cap	1-C1TT 4841-F Yoke						
90	★	EOHT 4602-KSA	E2HZ 4605-CE	1-C1TT 4342-B Washer	1-C1TT 4343-B Seal	1-C1TT 4841-F Yoke	2-C1TZ 4635-A	U/Joint			
				1-C1TT 4710-A Cap	1-C1TT 4841-F Yoke						
90	★	EOHT 4602-KTA	E4HZ 4605-M	1-C1TT 4342-B Washer	1-C1TT 4343-B Seal	1-C1TT 4841-F Yoke	2-C1TZ 4635-A	U/Joint			
				1-C1TT 4710-A Cap	1-C1TT 4841-F Yoke						
90	★	EOHT 4602-KUA	E4HZ 4605-N	1-C1TT 4342-B Washer	1-C1TT 4343-B Seal	1-C1TT 4841-F Yoke	2-C1TZ 4635-A	U/Joint			
				1-C1TT 4710-A Cap	1-C1TT 4841-F Yoke						
90	★	EOHT 4602-LYA	E2HZ 4605-CF	1-C1TT 4342-C Washer	1-C1TT 4343-C Seal	1-C1TT 4841-F Yoke	2-C1TZ 4635-A	U/Joint			
				1-C1TT 4710-A Cap	1-C1TT 4841-F Yoke						
90	★	EOHT 4602-MAA	E1HZ 4605-BR	1-C1TT 4342-C Washer	1-C1TT 4343-C Seal	1-C1TT 4841-F Yoke	2-C1TZ 4635-A	U/Joint			
				1-C1TT 4710-A Cap	1-C1TT 4841-F Yoke						

1990/
TRUCK SERIES 600/900

DRIVE and COUPLING SHAFT COMPONENT PARTS LISTS											
YEAR	COMPLETE SHAFT ASSEMBLY		OPTIONAL COMPONENTS FOR COMPLETE SHAFT ASSEMBLY								
			SHAFT SUB-ASSEMBLY		RELATED PARTS FOR USE WITH SHAFT SUB-ASSEMBLY						
90	★	EOHT 4602-MDA	EOHZ 4605-W	1-C1TT 4342-C	Washer	1-C1TT 4343-C	Seal	2-C1TZ 4635-A	U/Joint		
				1-C1TT 4710-A	Cap	1-C1TT 4841-F	Yoke				
90	★	EOHT 4602-MEA	E9HZ 4605-E	1-C1TT 4342-C	Washer	1-C1TT 4343-C	Seal	2-C1TT 4635-A	U/Joint		
				1-C1TT 4710-A	Cap	1-C1TT 4841-F	Yoke				
90	★	EOHT 4602-MFA	EOHZ 4605-Z	1-C1TT 4342-C	Washer	1-C1TT 4343-C	Seal	2-C1TZ 4635-A	U/Joint		
				1-C1TT 4710-A	Cap	1-C1TT 4841-F	Yoke				
90	★	EOHT 4602-MLA	E2HZ 4605-BK	1-C1TT 4342-C	Washer	1-C1TT 4343-C	Seal	2-C1TZ 4635-A	U/Joint		
				1-C1TT 4710-A	Cap	1-C1TT 4841-F	Yoke				
90	★	EOHT 4602-MMA	E2HZ 4605-BL	1-C1TT 4342-C	Washer	1-C1TT 4343-C	Seal	2-C1TZ 4635-A	U/Joint		
				1-C1TT 4710-A	Cap	1-C1TT 4841-F	Yoke				
90	★	EOHT 4602-MNA	E1HZ 4605-BS	1-C1TT 4342-C	Washer	1-C1TT 4343-C	Seal	2-C1TZ 4635-A	U/Joint		
				1-C1TT 4710-A	Cap	1-C1TT 4841-F	Yoke				
90	★	EOHT 4602-MRA	E1HZ 4605-C	1-C1TT 4342-C	Washer	1-C1TT 4343-C	Seal	2-C1TZ 4635-A	U/Joint		
				1-C1TT 4710-A	Cap	1-C1TT 4841-F	Yoke				
90	★	EOHT 4602-MSA	E1HZ 4605-D	1-C1TT 4342-C	Washer	1-C1TT 4343-C	Seal	2-C1TZ 4635-A	U/Joint		
				1-C1TT 4710-A	Cap	1-C1TT 4841-F	Yoke				
90	★	EOHT 4602-MTA	E1HZ 4605-E	1-C1TT 4342-C	Washer	1-C1TT 4343-C	Seal	2-C1TZ 4635-A	U/Joint		
				1-C1TT 4710-A	Cap	1-C1TT 4841-F	Yoke				
90	★	EOHT 4602-MUA	E1HZ 4605-F	1-C1TT 4342-C	Washer	1-C1TT 4343-C	Seal	2-C1TZ 4635-A	U/Joint		
				1-C1TT 4710-A	Cap	1-C1TT 4841-F	Yoke				
90	★	EOHT 4602-MVA	EOHZ 4605-AT	1-C1TT 4342-C	Washer	1-C1TT 4343-C	Seal	2-C1TZ 4635-A	U/Joint		
				1-C1TT 4710-A	Cap	1-C1TT 4841-F	Yoke				
90	★	EOHT 4602-MYA	EOHZ 4605-AU	1-C1TT 4342-C	Washer	1-C1TT 4343-C	Seal	2-C1TZ 4635-A	U/Joint		
				1-C1TT 4710-A	Cap	1-C1TT 4841-F	Yoke				
90	★	EOHT 4602-MZA	EOHZ 4605-AV	1-C1TT 4342-C	Washer	1-C1TT 4343-C	Seal	2-C1TZ 4635-A	U/Joint		
				1-C1TT 4710-A	Cap	1-C1TT 4841-F	Yoke				
90	★	EOHT 4602-NAA	EOHZ 4605-AW	1-C1TT 4342-C	Washer	1-C1TT 4343-C	Seal	2-C1TZ 4635-A	U/Joint		
				1-C1TT 4710-A	Cap	1-C1TT 4841-F	Yoke				
90	★	EOHT 4602-NBA	EOHZ 4605-AX	1-C1TT 4342-C	Washer	1-C1TT 4343-C	Seal	2-C1TZ 4635-A	U/Joint		
				1-C1TT 4710-A	Cap	1-C1TT 4841-F	Yoke				
90	★	EOHT 4602-NCA	EOHZ 4605-AY	1-C1TT 4342-C	Washer	1-C1TT 4343-C	Seal	2-C1TZ 4635-A	U/Joint		
				1-C1TT 4710-A	Cap	1-C1TT 4841-F	Yoke				
90	★	EOHT 4602-NDA	E2HZ 4605-BM	1-C1TT 4342-C	Washer	1-C1TT 4343-C	Seal	2-C1TZ 4635-A	U/Joint		
				1-C1TT 4710-A	Cap	1-C1TT 4841-F	Yoke				
90	★	EOHT 4602-NEA	E1HZ 4605-G	1-C1TT 4342-C	Washer	1-C1TT 4343-C	Seal	2-C1TZ 4635-A	U/Joint		
				1-C1TT 4710-A	Cap	1-C1TT 4841-F	Yoke				
90	★	EOHT 4602-NFA	E1HZ 4605-H	1-C1TT 4342-C	Washer	1-C1TT 4343-C	Seal	2-C1TZ 4635-A	U/Joint		
				1-C1TT 4710-A	Cap	1-C1TT 4841-F	Yoke				
90	★	EOHT 4602-NGA	E1HZ 4605-J	1-C1TT 4342-C	Washer	1-C1TT 4343-C	Seal	2-C1TZ 4635-A	U/Joint		
				1-C1TT 4710-A	Cap	1-C1TT 4841-F	Yoke				
90	★	EOHT 4602-NHA	E1HZ 4605-K	1-C1TT 4342-C	Washer	1-C1TT 4343-C	Seal	2-C1TZ 4635-A	U/Joint		
				1-C1TT 4710-A	Cap	1-C1TT 4841-F	Yoke				
90	★	EOHT 4602-NJA	E1HZ 4605-L	1-C1TT 4342-C	Washer	1-C1TT 4343-C	Seal	2-C1TZ 4635-A	U/Joint		
				1-C1TT 4710-A	Cap	1-C1TT 4841-F	Yoke				
90	★	EOHT 4602-NKA	E1HZ 4605-M	1-C1TT 4342-C	Washer	1-C1TT 4343-C	Seal	2-C1TZ 4635-A	U/Joint		
				1-C1TT 4710-A	Cap	1-C1TT 4841-F	Yoke				
90	★	EOHT 4602-NLA	E1HZ 4605-N	1-C1TT 4342-C	Washer	1-C1TT 4343-C	Seal	2-C1TZ 4635-A	U/Joint		
				1-C1TT 4710-A	Cap	1-C1TT 4841-F	Yoke				
90	★	EOHT 4602-NMA	E1HZ 4605-P	1-C1TT 4342-C	Washer	1-C1TT 4343-C	Seal	2-C1TZ 4635-A	U/Joint		
				1-C1TT 4710-A	Cap	1-C1TT 4841-F	Yoke				
90	★	EOHT 4602-NNA	EOHZ 4605-AZ	1-C1TT 4342-C	Washer	1-C1TT 4343-C	Seal	2-C1TZ 4635-A	U/Joint		
				1-C1TT 4710-A	Cap	1-C1TT 4841-F	Yoke				
90	★	EOHT 4602-NRA	EOHZ 4605-BA	1-C1TT 4342-C	Washer	1-C1TT 4343-C	Seal	2-C1TZ 4635-A	U/Joint		
				1-C1TT 4710-A	Cap	1-C1TT 4841-F	Yoke				
90	★	EOHT 4602-NSA	EOHZ 4605-BB	1-C1TT 4342-C	Washer	1-C1TT 4343-C	Seal	2-C1TZ 4635-A	U/Joint		
				1-C1TT 4710-A	Cap	1-C1TT 4841-F	Yoke				

1990/
TRUCK SERIES 600/900

DRIVE and COUPLING SHAFT COMPONENT PARTS LISTS											
YEAR	COMPLETE SHAFT ASSEMBLY	SHAFT SUB-ASSEMBLY	OPTIONAL COMPONENTS FOR COMPLETE SHAFT ASSEMBLY								
			RELATED PARTS FOR USE WITH SHAFT SUB-ASSEMBLY								
90	★ EIHT 4602-YA	E1HZ 4605-DJ	2-D9HZ 4635-B	U/Joint	1-D9HZ 4710-B	Cap	1-D9HZ 4841-D	Yoke			
90	★ EIHT 4602-ZA	E1HZ 4605-DK	2-D9HZ 4635-B	U/Joint	1-D9HZ 4710-B	Cap	1-D9HZ 4841-D	Yoke			
90	★ EIHT 4602-AAA	E1HZ 4605-DL	2-D9HZ 4635-B	U/Joint	1-D9HZ 4710-B	Cap	1-D9HZ 4841-D	Yoke			
90	★ EIHT 4602-ABA	E1HZ 4605-DM	2-D9HZ 4635-B	U/Joint	1-D9HZ 4710-B	Cap	1-D9HZ 4841-D	Yoke			
90	★ EIHT 4602-ACA	E1HZ 4605-DN	2-D9HZ 4635-B	U/Joint	1-D9HZ 4710-B	Cap	1-D9HZ 4841-D	Yoke			
90	★ EIHT 4602-ADA	E1HZ 4605-DP	2-D9HZ 4635-B	U/Joint	1-D9HZ 4710-B	Cap	1-D9HZ 4841-D	Yoke			
90	★ EIHT 4602-AEA	E1HZ 4605-DZ	2-D9HZ 4635-B	U/Joint	1-D9HZ 4710-B	Cap	1-D9HZ 4841-D	Yoke			
90	★ EIHT 4602-AFA	E1HZ 4605-DR	2-D9HZ 4635-B	U/Joint	1-D9HZ 4710-B	Cap	1-D9HZ 4841-D	Yoke			
90	★ EIHT 4602-AGA	E1HZ 4605-DS	2-D9HZ 4635-B	U/Joint	1-D9HZ 4710-B	Cap	1-D9HZ 4841-D	Yoke			
90	★ EIHT 4602-AHA	E1HZ 4605-DT	2-D9HZ 4635-B	U/Joint	1-D9HZ 4710-B	Cap	1-D9HZ 4841-D	Yoke			
90	★ EIHT 4602-AJA	E1HZ 4605-DU	2-D9HZ 4635-B	U/Joint	1-D9HZ 4710-B	Cap	1-D9HZ 4841-D	Yoke			
90	★ EIHT 4602-AKA	E1HZ 4605-DV	2-D9HZ 4635-B	U/Joint	1-D9HZ 4710-B	Cap	1-D9HZ 4841-D	Yoke			
90	★ EIHT 4602-ALA	E1HZ 4605-DW	2-D9HZ 4635-B	U/Joint	1-D9HZ 4710-B	Cap	1-D9HZ 4841-D	Yoke			
90	★ EIHT 4602-AMA	E1HZ 4605-DX	2-D9HZ 4635-B	U/Joint	1-D9HZ 4710-B	Cap	1-D9HZ 4841-D	Yoke			
90	★ EIHT 4602-ANA	E2HZ 4605-U	2-D9HZ 4635-B	U/Joint	1-D9HZ 4710-B	Cap	1-D9HZ 4841-D	Yoke			
90	★ EIHT 4602-ARA	E2HZ 4605-AU	2-D9HZ 4635-B	U/Joint	1-D9HZ 4710-B	Cap	1-D9HZ 4841-D	Yoke			
90	★ EIHT 4602-ASA	E3HZ 4605-D	2-D9HZ 4635-B	U/Joint	1-D9HZ 4710-B	Cap	1-D9HZ 4841-D	Yoke			
90	★ EIHT 4602-ATA	E2HZ 4605-E	2-D9HZ 4635-B	U/Joint	1-D9HZ 4710-B	Cap	1-D9HZ 4841-D	Yoke			
90	★ EIHT 4602-AUA	E2HZ 4605-F	2-D9HZ 4635-B	U/Joint	1-D9HZ 4710-B	Cap	1-D9HZ 4841-D	Yoke			
90	★ EIHT 4602-AVA	E2HZ 4605-G	2-D9HZ 4635-B	U/Joint	1-D9HZ 4710-B	Cap	1-D9HZ 4841-D	Yoke			
90	★ EIHT 4602-AYA	E2HZ 4605-S	2-D9HZ 4635-B	U/Joint	1-D9HZ 4710-B	Cap	1-D9HZ 4841-D	Yoke			
90	★ EIHT 4602-AZA	E2HZ 4605-H	2-D9HZ 4635-B	U/Joint	1-D9HZ 4710-B	Cap	1-D9HZ 4841-D	Yoke			
90	★ EIHT 4602-BAA	E2HZ 4605-J	2-D9HZ 4635-B	U/Joint	1-D9HZ 4710-B	Cap	1-D9HZ 4841-D	Yoke			
90	★ EIHT 4602-BBA	E2HZ 4605-K	2-D9HZ 4635-B	U/Joint	1-D9HZ 4710-B	Cap	1-D9HZ 4841-D	Yoke			
90	★ EIHT 4602-BCA	E2HZ 4605-L	2-D9HZ 4635-B	U/Joint	1-D9HZ 4710-B	Cap	1-D9HZ 4841-D	Yoke			
90	★ EIHT 4602-BDA	E2HZ 4605-N	2-D9HZ 4635-B	U/Joint	1-D9HZ 4710-B	Cap	1-D9HZ 4841-D	Yoke			
90	★ EIHT 4602-BEA	E2HZ 4605-P	2-D9HZ 4635-B	U/Joint	1-D9HZ 4710-B	Cap	1-D9HZ 4841-D	Yoke			
90	★ EIHT 4602-BFA	E2HZ 4605-R	2-D9HZ 4635-B	U/Joint	1-D9HZ 4710-B	Cap	1-D9HZ 4841-D	Yoke			
90	★ EIHT 4602-BGA	E2HZ 4605-W	2-D9HZ 4635-B	U/Joint	1-D9HZ 4710-B	Cap	1-D9HZ 4841-D	Yoke			
90	★ EIHT 4602-BHA	E2HZ 4605-X	2-D9HZ 4635-B	U/Joint	1-D9HZ 4710-B	Cap	1-D9HZ 4841-D	Yoke			
90	★ EIHT 4602-BJA	E2HZ 4605-Y	2-D9HZ 4635-B	U/Joint	1-D9HZ 4710-B	Cap	1-D9HZ 4841-D	Yoke			
90	★ EIHT 4602-BKA	E2HZ 4605-Z	2-D9HZ 4635-B	U/Joint	1-D9HZ 4710-B	Cap	1-D9HZ 4841-D	Yoke			
90	★ EIHT 4602-BLA	E2HZ 4605-AA	2-D9HZ 4635-B	U/Joint	1-D9HZ 4710-B	Cap	1-D9HZ 4841-D	Yoke			
90	★ EIHT 4602-BMA	E2HZ 4605-AB	2-D9HZ 4635-B	U/Joint	1-D9HZ 4710-B	Cap	1-D9HZ 4841-D	Yoke			
90	★ EIHT 4602-BNA	E2HZ 4605-AC	2-D9HZ 4635-B	U/Joint	1-D9HZ 4710-B	Cap	1-D9HZ 4841-D	Yoke			
90	★ EIHT 4602-BRA	E2HZ 4605-AR	2-D9HZ 4635-B	U/Joint	1-D9HZ 4710-B	Cap	1-D9HZ 4841-D	Yoke			
90	★ EIHT 4602-BSA	E2HZ 4605-AD	2-D9HZ 4635-B	U/Joint	1-D9HZ 4710-B	Cap	1-D9HZ 4841-D	Yoke			
90	★ EIHT 4602-BTA	E2HZ 4605-AE	2-D9HZ 4635-B	U/Joint	1-D9HZ 4710-B	Cap	1-D9HZ 4841-D	Yoke			
90	★ EIHT 4602-BUA	E2HZ 4605-AF	2-D9HZ 4635-B	U/Joint	1-D9HZ 4710-B	Cap	1-D9HZ 4841-D	Yoke			
90	★ EIHT 4602-BVA	E2HZ 4605-AG	2-D9HZ 4635-B	U/Joint	1-D9HZ 4710-B	Cap	1-D9HZ 4841-D	Yoke			
90	★ EIHT 4602-BYA	E2HZ 4605-AS	2-D9HZ 4635-B	U/Joint	1-D9HZ 4710-B	Cap	1-D9HZ 4841-D	Yoke			
90	★ EIHT 4602-BZA	E2HZ 4605-AH	2-D9HZ 4635-B	U/Joint	1-D9HZ 4710-B	Cap	1-D9HZ 4841-D	Yoke			
90	★ EIHT 4602-CAA	E2HZ 4605-AJ	2-D9HZ 4635-B	U/Joint	1-D9HZ 4710-B	Cap	1-D9HZ 4841-D	Yoke			
90	★ EIHT 4602-CBA	E1HZ 4605-EL	2-D9HZ 4635-B	U/Joint	1-D9HZ 4710-B	Cap	1-D9HZ 4841-D	Yoke			
90	★ EIHT 4602-CCA	E2HZ 4605-AT	2-D9HZ 4635-B	U/Joint	1-D9HZ 4710-B	Cap	1-D9HZ 4841-D	Yoke			
90	★ EIHT 4602-CDA	E2HZ 4605-AK	2-D9HZ 4635-B	U/Joint	1-D9HZ 4710-B	Cap	1-D9HZ 4841-D	Yoke			
90	★ EIHT 4602-CEA	E2HZ 4605-AL	2-D9HZ 4635-B	U/Joint	1-D9HZ 4710-B	Cap	1-D9HZ 4841-D	Yoke			
90	★ EIHT 4602-CFA	E2HZ 4605-AM	2-D9HZ 4635-B	U/Joint	1-D9HZ 4710-B	Cap	1-D9HZ 4841-D	Yoke			
90	★ EIHT 4602-CGA	E2HZ 4605-AN	2-D9HZ 4635-B	U/Joint	1-D9HZ 4710-B	Cap	1-D9HZ 4841-D	Yoke			
90	★ EIHT 4602-CHA	E2HZ 4605-AP	2-D9HZ 4635-B	U/Joint	1-D9HZ 4710-B	Cap	1-D9HZ 4841-D	Yoke			
90	★ EIHT 4602-CJA	E2HZ 4605-AX	2-D9HZ 4635-B	U/Joint	1-D9HZ 4710-B	Cap	1-D9HZ 4841-D	Yoke			
90	★ EIHT 4602-CKA	E2HZ 4605-AY	2-D9HZ 4635-B	U/Joint	1-D9HZ 4710-B	Cap	1-D9HZ 4841-D	Yoke			
90	★ EIHT 4602-CLA	E1HZ 4605-BF	1-D4HZ 4342-A	Washer	1-D4HZ 4343-B	Seal	2-B6TZ 4635-B	U/Joint			
			1-D4HZ 4841-D	Yoke	1-01T 7077	Cap					
90	★ EIHT 4602-CMA	E1HZ 4605-EF	1-D4HZ 4342-A	Washer	1-D4HZ 4343-B	Seal	2-B6TZ 4635-B	U/Joint			
			1-D4HZ 4841-D	Yoke	1-01T 7077	Cap					
90	★ EIHT 4602-CNA	E1HZ 4605-CM	1-C6TZ 4342-C	Washer	1-C6TZ 4343-C	Seal	2-D3TZ 4635-A	U/Joint			
			1-C6TZ 4710-F	Cap	1-D4HZ 4841-E	Yoke					

1990/
TRUCK SERIES 600/900

DRIVE and COUPLING SHAFT COMPONENT PARTS LISTS

YEAR	COMPLETE SHAFT ASSEMBLY		OPTIONAL COMPONENTS FOR COMPLETE SHAFT ASSEMBLY								
	SHAFT SUB-ASSEMBLY		RELATED PARTS FOR USE WITH SHAFT SUB-ASSEMBLY								
90	★ E1HT 4602-CRA	E1HZ 4605-DY	1-C6TZ 4342-C	Washer	1-C6TZ 4343-C	Seal	2-D3TZ 4635-A	U/Joint			
			1-C6TZ 4710-F	Cap	1-D4HZ 4841-E	Yoke					
90	★ E1HT 4602-CSA	E1HZ 4605-EN	1-D9HZ 4342-B	Washer	1-D9HZ 4343-B	Seal	2-D9HZ 4635-A	U/Joint			
			1-D9HZ 4710-A	Cap	1-D9HZ 4841-A	Yoke					
90	★ E1HT 4602-CTA	E1HZ 4605-BT	1-D9HZ 4342-B	Washer	1-D9HZ 4343-B	Seal	2-D9HZ 4635-A	U/Joint			
			1-D9HZ 4710-A	Cap	1-D9HZ 4841-A	Yoke					
90	★ E1HT 4602-CUA	E1HZ 4605-BY	1-D9HZ 4342-B	Washer	1-D9HZ 4343-B	Seal	2-D9HZ 4635-A	U/Joint			
			1-D9HZ 4710-A	Cap	1-D9HZ 4841-A	Yoke					
90	★ E1HT 4602-CVA	E1HZ 4605-CA	1-D9HZ 4342-B	Washer	1-D9HZ 4343-B	Seal	2-D9HZ 4635-A	U/Joint			
			1-D9HZ 4710-A	Cap	1-D9HZ 4841-A	Yoke					
90	★ E1HT 4602-CYA	E2HZ 4605-BN	1-D9HZ 4342-B	Washer	1-D9HZ 4343-B	Seal	2-D9HZ 4635-A	U/Joint			
			1-D9HZ 4710-A	Cap	1-D9HZ 4841-A	Yoke					
90	★ E1HT 4602-CZA	E1HZ 4605-CB	1-C6TZ 4342-C	Washer	1-C6TZ 4343-C	Seal	2-D3TZ 4635-A	U/Joint			
			1-C6TZ 4710-F	Cap	1-D4HZ 4841-E	Yoke					
90	★ E1HT 4602-DCA	E1HZ 4605-EX	2-D3TZ 4635-A	U/Joint	1-E1HZ 4710-B	Cap	1-E1HZ 4841-B	Yoke			
90	★ E1HT 4602-DEA	E1HZ 4605-EU	1-C6TZ 4342-C	Washer	1-C6TZ 4343-C	Seal	2-D3TZ 4635-A	U/Joint			
90	★ E1HT 4602-DFA	E1HZ 4605-CC	1-C1TT 4342-B	Washer	1-C1TT 4343-B	Seal	2-C1TZ 4635-A	U/Joint			
			1-C1TT 4710-A	Cap	1-C1TT 4841-F	Yoke					
90	★ E1HT 4602-DGA	E1HZ 4605-BU	1-D9HZ 4342-B	Washer	1-D9HZ 4343-B	Seal	2-D9HZ 4635-A	U/Joint			
			1-D9HZ 4710-A	Cap	1-D9HZ 4841-A	Yoke					
90	★ E1HT 4602-DHA	E1HZ 4605-DA	2-D9HZ 4635-B	U/Joint	1-D9HZ 4710-B	Cap	1-D9HZ 4841-D	Yoke			
90	★ E1HT 4602-DJA	E1HZ 4605-CD	1-C6TZ 4342-C	Washer	1-C6TZ 4343-C	Seal	2-D3TZ 4635-A	U/Joint			
			1-C6TZ 4710-F	Cap	1-D4HZ 4841-E	Yoke					
90	★ E1HT 4602-DKA	E1HZ 4605-EP	1-C6TZ 4342-C	Washer	1-C6TZ 4343-C	Seal	2-D3TZ 4635-A	U/Joint			
			1-C6TZ 4710-F	Cap	1-D4HZ 4841-E	Yoke					
90	★ E1HT 4602-DLA	E1HZ 4605-ER	1-C6TZ 4342-C	Washer	1-C6TZ 4343-C	Seal	2-D3TZ 4635-A	U/Joint			
			1-C6TZ 4710-F	Cap	1-D4HZ 4841-E	Yoke					
90	★ E1HT 4602-DMA	E1HZ 4605-CE	1-C6TZ 4342-C	Washer	1-C6TZ 4343-C	Seal	2-D3TZ 4635-A	U/Joint			
			1-C6TZ 4710-F	Cap	1-D4HZ 4841-E	Yoke					
90	★ E1HT 4602-DNA	E1HZ 4605-EJ	1-C6TZ 4342-C	Washer	1-C6TZ 4343-C	Seal	2-D3TZ 4635-A	U/Joint			
			1-C6TZ 4710-F	Cap	1-D4HZ 4841-E	Yoke					
90	★ E1HT 4602-DVA	E1HZ 4605-CH	1-D9HZ 4342-B	Washer	1-D9HZ 4343-B	Seal	2-D9HZ 4635-A	U/Joint			
			1-D9HZ 4710-A	Cap	1-D9HZ 4841-A	Yoke					
90	★ E1HT 4602-DYA	E1HZ 4605-CJ	1-D9HZ 4342-B	Washer	1-D9HZ 4343-B	Seal	2-D9HZ 4635-A	U/Joint			
			1-D9HZ 4710-A	Cap	1-D9HZ 4841-A	Yoke					
90	★ E1HT 4602-DZA	E1HZ 4605-BV	1-D9HZ 4342-B	Washer	1-D9HZ 4343-B	Seal	2-D9HZ 4635-A	U/Joint			
			1-D9HZ 4710-A	Cap	1-D9HZ 4841-A	Yoke					
90	★ E1HT 4602-EAA	E1HZ 4605-BW	1-D9HZ 4342-B	Washer	1-D9HZ 4343-B	Seal	2-D9HZ 4635-A	U/Joint			
			1-D9HZ 4710-A	Cap	1-D9HZ 4841-A	Yoke					
90	★ E1HT 4602-EBA	E1HZ 4605-EH	1-D9HZ 4342-B	Washer	1-D9HZ 4343-B	Seal	2-D9HZ 4635-A	U/Joint			
			1-D9HZ 4710-A	Cap	1-D9HZ 4841-A	Yoke					
90	★ E1HT 4602-ECA	E1HZ 4605-BZ	1-D9HZ 4342-B	Washer	1-D9HZ 4343-B	Seal	2-D9HZ 4635-A	U/Joint			
			1-D9HZ 4710-A	Cap	1-D9HZ 4841-A	Yoke					
90	★ E1HT 4602-EDA	E1HZ 4605-BX	1-D9HZ 4342-B	Washer	1-D9HZ 4343-B	Seal	2-D9HZ 4635-A	U/Joint			
			1-D9HZ 4710-A	Cap	1-D9HZ 4841-A	Yoke					
90	★ E1HT 4602-EEA	E1HZ 4605-CK	1-D9HZ 4342-B	Washer	1-D9HZ 4343-B	Seal	2-D9HZ 4635-A	U/Joint			
			1-D9HZ 4710-A	Cap	1-D9HZ 4841-A	Yoke					
90	★ E1HT 4602-EFA	E1HZ 4605-CN	1-D9HZ 4342-B	Washer	1-D9HZ 4343-B	Seal	2-D9HZ 4635-A	U/Joint			
			1-D9HZ 4710-A	Cap	1-D9HZ 4841-A	Yoke					
90	★ E1HT 4602-EGA	E1HZ 4605-CP	1-D9HZ 4342-B	Washer	1-D9HZ 4343-B	Seal	2-D9HZ 4635-A	U/Joint			
			1-D9HZ 4710-A	Cap	1-D9HZ 4841-A	Yoke					

1990/
TRUCK SERIES 600/900

DRIVE and COUPLING SHAFT COMPONENT PARTS LISTS

YEAR	COMPLETE SHAFT ASSEMBLY	SHAFT SUB-ASSEMBLY	OPTIONAL COMPONENTS FOR COMPLETE SHAFT ASSEMBLY									
			RELATED PARTS FOR USE WITH SHAFT SUB-ASSEMBLY									
90	★ E2HT 4602-LA	E2HZ 4605-BT	1-C6TZ 4342-C	Washer	1-C6TZ 4343-C	Seal	2-D3TZ 4635-A	U/Joint	1-C6TZ 4710-F	Cap	1-D4HZ 4841-E	Yoke
90	★ E2HT 4602-MA	E2HZ 4605-BU	2-D3TZ 4635-A	U/Joint	1-E1HZ 4710-B	Cap	1-D4HZ 4841-E	Yoke	1-D9HZ 4342-A	Washer	1-D9HZ 4343-A	Seal
90	★ E2HT 4602-TA	E2HZ 4605-BV	1-D9HZ 4710-A	Cap	1-D9HZ 4841-B	Yoke	1-D9HZ 4342-B	Washer	1-D9HZ 4343-B	Seal	2-D9HZ 4635-A	U/Joint
90	★ E2HT 4602-UA	E2HZ 4605-BZ	1-D9HZ 4710-A	Cap	1-D9HZ 4841-A	Yoke	1-D9HZ 4710-A	Cap	1-D9HZ 4841-A	Yoke	1-D9HZ 4342-B	Washer
90	★ E2HT 4602-VA	E2HZ 4605-CA	1-D9HZ 4342-B	Washer	1-D9HZ 4343-B	Seal	2-D9HZ 4635-A	U/Joint	1-D9HZ 4710-A	Cap	1-D9HZ 4841-A	Yoke
90	★ E2HT 4602-YA	E2HZ 4605-AZ	2-D9HZ 4635-B	U/Joint	1-D9HZ 4710-B	Cap	1-D9HZ 4841-D	Yoke	1-D9HZ 4342-A	Washer	1-D9HZ 4343-A	Seal
90	★ E2HT 4602-ABA	E2HZ 4605-BR	1-D9HZ 4710-A	Cap	1-D9HZ 4841-B	Yoke	1-D9HZ 4342-A	Washer	1-D9HZ 4343-A	Seal	2-D9HZ 4635-A	U/Joint
90	★ E2HT 4602-ACA	E2HZ 4605-BS	1-D9HZ 4710-A	Cap	1-D9HZ 4841-B	Yoke	1-D9HZ 4342-A	Washer	1-D9HZ 4343-A	Seal	2-D9HZ 4635-A	U/Joint
90	★ E3HT 4602-AA	E3HZ 4605-A	2-D2HZ 4635-A	U/Joint	1-E3HZ 4710-A	Cap	1-D2HZ 4841-A	Yoke	1-C7TZ 4342-A	Washer	1-C7TZ 4343-A	Seal
90	★ E3HT 4602-BA	E3HZ 4605-C	1-C7TZ 4710-A	Cap	1-D2HZ 4841-A	Yoke	1-C7TZ 4342-A	Washer	1-C7TZ 4343-A	Seal	2-D2HZ 4635-A	U/Joint
90	★ E3HT 4602-CA	E3HZ 4605-H	1-C7TZ 4710-A	Cap	1-D2HZ 4841-A	Yoke	1-C7TZ 4342-A	Washer	1-C7TZ 4343-A	Seal	2-D2HZ 4635-A	U/Joint
90	★ E3HT 4602-DA	E3HZ 4605-E	2-D9HZ 4635-B	U/Joint	1-D9HZ 4710-B	Cap	1-D9HZ 4841-D	Yoke	1-C7TZ 4710-A	Cap	1-D2HZ 4841-A	Yoke
90	★ E3HT 4602-EA	E3HZ 4605-J	2-D9HZ 4635-B	U/Joint	1-D9HZ 4710-B	Cap	1-D9HZ 4841-D	Yoke	2-D9HZ 4635-B	U/Joint	1-D9HZ 4710-B	Cap
90	★ E3HT 4602-FA	E3HZ 4605-F	2-D9HZ 4635-B	U/Joint	1-D9HZ 4710-B	Cap	1-D9HZ 4841-D	Yoke	2-D9HZ 4635-B	U/Joint	1-D9HZ 4710-B	Cap
90	★ E3HT 4602-GA	E3HZ 4605-K	2-D9HZ 4635-B	U/Joint	1-D9HZ 4710-B	Cap	1-D9HZ 4841-D	Yoke	2-D9HZ 4635-B	U/Joint	1-D9HZ 4710-B	Cap
90	★ E3HT 4602-HA	E3HZ 4605-G	2-D9HZ 4635-B	U/Joint	1-D9HZ 4710-B	Cap	1-D9HZ 4841-D	Yoke	1-D9HZ 4710-B	Cap	1-D9HZ 4710-B	Cap
90	★ E3HT 4602-JA	E3HZ 4605-L	1-C6TZ 4710-F	Cap	1-D4HZ 4841-E	Yoke	1-C6TZ 4342-C	Washer	1-C6TZ 4343-C	Seal	2-D3TZ 4635-A	U/Joint
90	★ E3HT 4602-KA	E3HZ 4605-M	1-C6TZ 4710-F	Cap	1-D4HZ 4841-E	Yoke	1-C6TZ 4342-C	Washer	1-C6TZ 4343-C	Seal	2-D3TZ 4635-A	U/Joint
90	★ E3HT 4602-LA	E3HZ 4605-N	1-C6TZ 4342-C	Washer	1-C6TZ 4343-C	Seal	2-D3TZ 4635-A	U/Joint	1-C6TZ 4710-F	Cap	1-D4HZ 4841-E	Yoke
90	★ E3HT 4602-MA	E3HZ 4605-P	2-D3TZ 4635-A	U/Joint	1-E1HZ 4710-B	Cap	1-D4HZ 4841-E	Yoke	1-C6TZ 4710-F	Cap	1-D4HZ 4841-E	Yoke
90	★ E5HT 4602-AA	E6HZ 4605-AU	1-C6TZ 4342-C	Washer	1-C6TZ 4343-C	Seal	2-D3TZ 4635-A	U/Joint	1-C6TZ 4710-F	Cap	1-D4HZ 4841-E	Yoke
90	★ E5HT 4602-BA	E6HZ 4605-B	1-D9HZ 4342-B	Washer	1-D9HZ 4343-B	Seal	1-D9HZ 4841-A	Yoke	2-D9HZ 4635-A	U/Joint	1-D9HZ 4710-A	Cap
90	★ E5HT 4602-GA	E6HZ 4605-C	1-D9HZ 4342-B	Washer	1-D9HZ 4343-B	Seal	1-D9HZ 4841-A	Yoke	2-D9HZ 4635-A	U/Joint	1-D9HZ 4710-A	Cap
90	★ E5HT 4602-HA	E7HZ 4605-AP	1-D9HZ 4710-A	Cap	1-D9HZ 4841-A	Yoke	1-D9HZ 4342-B	Washer	1-D9HZ 4343-B	Seal	2-D9HZ 4635-A	U/Joint
90	★ E5HT 4602-KA	E6HZ 4605-AE	1-D1HZ 4342-A	Washer	1-D1HZ 4343-A	Seal	2-D3TZ 4635-B	U/Joint	1-D1HZ 4710-A	Cap	1-C6TZ 4841-N	Yoke
90	★ E5HT 4602-LA	E6HZ 4605-AF	1-D1HZ 4342-A	Washer	1-D1HZ 4343-A	Seal	2-D3TZ 4635-B	U/Joint	1-D1HZ 4710-A	Cap	1-C6TZ 4841-N	Yoke
90	★ E5HT 4602-MA	E6HZ 4605-AG	1-D1HZ 4342-A	Washer	1-D1HZ 4343-A	Seal	2-D3TZ 4635-B	U/Joint	1-D1HZ 4710-A	Cap	1-C6TZ 4841-N	Yoke
90	★ E5HT 4602-NA	E6HZ 4605-U	1-D1HZ 4342-A	Washer	1-D1HZ 4343-A	Seal	2-D3TZ 4635-B	U/Joint	1-D1HZ 4710-A	Cap	1-C6TZ 4841-N	Yoke

1990/
TRUCK SERIES 600/900

DRIVE and COUPLING SHAFT COMPONENT PARTS LISTS

YEAR	COMPLETE SHAFT ASSEMBLY		OPTIONAL COMPONENTS FOR COMPLETE SHAFT ASSEMBLY										
	SHAFT SUB-ASSEMBLY		RELATED PARTS FOR USE WITH SHAFT SUB-ASSEMBLY										
90	★ E5HT	4602-RA	E6HZ	4605-V	1-D1HZ	4342-A	Washer	1-D1HZ	4343-A	Seal			
					2-D3TZ	4635-B	U/Joint	1-D1HZ	4710-A	Cap			
					1-C6TZ	4841-N	Yoke						
90	★ E5HT	4602-SA	E6HZ	4605-W	1-D1HZ	4342-A	Washer	1-D1HZ	4343-A	Seal			
					2-D3TZ	4635-B	U/Joint	1-D1HZ	4710-A	Cap			
					1-C6TZ	4841-N	Yoke						
90	★ E5HT	4602-TA	E6HZ	4605-X	1-D1HZ	4342-A	Washer	1-D1HZ	4343-A	Seal			
					2-D3TZ	4635-B	U/Joint	1-D1HZ	4710-A	Cap			
					1-C6TZ	4841-N	Yoke						
90	★ E5HT	4602-UA	E6HZ	4605-Y	1-D1HZ	4342-A	Washer	1-D1HZ	4343-A	Seal			
					2-D3TZ	4635-B	U/Joint	1-D1HZ	4710-A	Cap			
					1-C6TZ	4841-N	Yoke						
90	★ E5HT	4602-VA	E6HZ	4605-Z	1-D1HZ	4342-A	Washer	1-D1HZ	4343-A	Seal			
					2-D3TZ	4635-B	U/Joint	1-D1HZ	4710-A	Cap			
					1-C6TZ	4841-N	Yoke						
90	★ E5HT	4602-YA	E6HZ	4605-K	1-D1HZ	4342-A	Washer	1-D1HZ	4343-A	Seal			
					2-D3TZ	4635-B	U/Joint	1-D1HZ	4710-A	Cap			
					1-C6TZ	4841-N	Yoke						
90	★ E5HT	4602-ZA	E6HZ	4605-L	1-D1HZ	4342-A	Washer	1-D1HZ	4343-A	Seal			
					2-D3TZ	4635-B	U/Joint	1-D1HZ	4710-A	Cap			
					1-C6TZ	4841-N	Yoke						
90	★ E5HT	4602-AAA	E6HZ	4605-D	1-D1HZ	4342-A	Washer	1-D1HZ	4343-A	Seal			
					2-D3TZ	4635-B	U/Joint	1-D1HZ	4710-A	Cap			
					1-C6TZ	4841-N	Yoke						
90	★ E5HT	4602-ABA	E6HZ	4605-E	1-D1HZ	4342-A	Washer	1-D1HZ	4343-A	Seal			
					2-D3TZ	4635-B	U/Joint	1-D1HZ	4710-A	Cap			
					1-C6TZ	4841-N	Yoke						
90	★ E5HT	4602-ACA	E6HZ	4605-F	1-D1HZ	4342-A	Washer	1-D1HZ	4343-A	Seal			
					2-D3TZ	4635-B	U/Joint	1-D1HZ	4710-A	Cap			
					1-C6TZ	4841-N	Yoke						
90	★ E5HT	4602-ADA	E6HZ	4605-G	1-D1HZ	4342-A	Washer	1-D1HZ	4343-A	Seal			
					2-D3TZ	4635-B	U/Joint	1-D1HZ	4710-A	Cap			
					1-C6TZ	4841-N	Yoke						
90	★ E5HT	4602-AEA	E6HZ	4605-H	1-D1HZ	4342-A	Washer	1-D1HZ	4343-A	Seal			
					2-D3TZ	4635-B	U/Joint	1-D1HZ	4710-A	Cap			
					1-C6TZ	4841-N	Yoke						
90	★ E5HT	4602-AFA	E6HZ	4605-AJ	1-D1HZ	4342-A	Washer	1-D1HZ	4343-A	Seal			
					2-D3TZ	4635-B	U/Joint	1-D1HZ	4710-A	Cap			
					1-C6TZ	4841-N	Yoke						
90	★ E5HT	4602-AGA	E6HZ	4605-J	1-D1HZ	4342-A	Washer	1-D1HZ	4343-A	Seal			
					2-D3TZ	4635-B	U/Joint	1-D1HZ	4710-A	Cap			
					1-C6TZ	4841-N	Yoke						
90	★ E5HT	4602-AHA	E6HZ	4605-AA	1-D1HZ	4342-A	Washer	1-D1HZ	4343-A	Seal	2-D3TZ	4635-B	U/Joint
					1-D1HZ	4710-A	Cap	1-C6TZ	4841-N	Yoke			
90	★ E5HT	4602-AJA	E6HZ	4605-AB	1-D1HZ	4342-A	Washer	1-D1HZ	4343-A	Seal	2-D3TZ	4635-B	U/Joint
					1-D1HZ	4710-A	Cap	1-C6TZ	4841-N	Yoke			
90	★ E5HT	4602-AKA	E6HZ	4605-M	1-D1HZ	4342-A	Washer	1-D1HZ	4343-A	Seal			
					2-D3TZ	4635-B	U/Joint	1-D1HZ	4710-A	Cap			
					1-C6TZ	4841-N	Yoke						
90	★ E5HT	4602-ALA	E6HZ	4605-N	1-D1HZ	4342-A	Washer	1-D1HZ	4343-A	Seal			
					2-D3TZ	4635-B	U/Joint	1-D1HZ	4710-A	Cap			
					1-C6TZ	4841-N	Yoke						
90	★ E5HT	4602-AMA	E6HZ	4605-P	1-D1HZ	4342-A	Washer	1-D1HZ	4343-A	Seal			
					2-D3TZ	4635-B	U/Joint	1-D1HZ	4710-A	Cap			
					1-C6TZ	4841-N	Yoke						
90	★ E5HT	4602-ANA	E6HZ	4605-R	1-D1HZ	4342-A	Washer	1-D1HZ	4343-A	Seal			
					2-D3TZ	4635-B	U/Joint	1-D1HZ	4710-A	Cap			
					1-C6TZ	4841-N	Yoke						

1990/
TRUCK SERIES 600/900

DRIVE and COUPLING SHAFT COMPONENT PARTS LISTS

YEAR	COMPLETE SHAFT ASSEMBLY	OPTIONAL COMPONENTS FOR COMPLETE SHAFT ASSEMBLY										
		SHAFT SUB-ASSEMBLY		RELATED PARTS FOR USE WITH SHAFT SUB-ASSEMBLY								
90	★ E5HT 4602-ARA	E6HZ 4605-AC	1-D1HZ 4342-A Washer	1-D1HZ 4343-A Seal	2-D3TZ 4635-B U/Joint	1-D1HZ 4710-A Cap	1-C6TZ 4841-N Yoke					
90	★ E5HT 4602-ASA	E6HZ 4605-AK	1-D1HZ 4342-A Washer	1-D1HZ 4343-A Seal	2-D3TZ 4635-B U/Joint	1-D1HZ 4710-A Cap	1-C6TZ 4841-N Yoke					
90	★ E5HT 4602-ATA	E6HZ 4605-S	1-D1HZ 4342-A Washer	1-D1HZ 4343-A Seal	2-D3TZ 4635-B U/Joint	1-D1HZ 4710-A Cap	1-C6TZ 4841-N Yoke					
90	★ E5HT 4602-AVA	E6HZ 4605-T	1-D1HZ 4342-A Washer	1-D1HZ 4343-A Seal	2-D3TZ 4635-B U/Joint	1-D1HZ 4710-A Cap	1-C6TZ 4841-N Yoke					
90	★ E5HT 4602-AYA	E6HZ 4605-AD	1-D1HZ 4342-A Washer	1-D1HZ 4343-A Seal	2-D3TZ 4635-B U/Joint	1-D1HZ 4710-A Cap	1-C6TZ 4841-N Yoke					
90	★ E5HT 4602-AZA	E6HZ 4605-A	1-D9HZ 4342-B Washer	1-D9HZ 4343-B Seal	2-D9HZ 4635-A U/Joint	1-D9HZ 4710-A Cap	1-D9HZ 4841-A Yoke					
90	★ E5HT 4602-BAA	E6HZ 4605-AH	1-C7TZ 4342-A Washer	1-C7TZ 4343-A Seal	1-C7TZ 4710-A Cap	1-D2HZ 4841-A Slip yoke						
90	★ E6HT 4602-AA	E6HZ 4605-AM	1-D1HZ 4342-A Washer	1-D1HZ 4343-A Seal	2-D3TZ 4635-B U/Joint	1-D1HZ 4710-A Cap	1-C6TZ 4841-N Yoke					
90	★ E6HT 4602-BA	E6HZ 4605-AN	1-D1HZ 4342-A Washer	1-D1HZ 4343-A Seal	2-D3TZ 4635-B U/Joint	1-D1HZ 4710-A Cap	1-C6TZ 4841-N Yoke					
90	★ E6HT 4602-CA	E6HZ 4605-AP	1-D1HZ 4342-A Washer	1-D1HZ 4343-A Seal	2-D3TZ 4635-B U/Joint	1-D1HZ 4710-A Cap	1-C6TZ 4841-N Yoke					
90	★ E6HT 4602-DA	E6HZ 4605-AR	1-D1HZ 4342-A Washer	1-D1HZ 4343-A Seal	2-D3TZ 4635-B U/Joint	1-D1HZ 4710-A Cap	1-C6TZ 4841-N Yoke					
90	★ E6HT 4602-EA	E6HZ 4605-AS	1-D1HZ 4342-A Washer	1-D1HZ 4343-A Seal	2-D3TZ 4635-B U/Joint	1-D1HZ 4710-A Cap	1-C6TZ 4841-N Yoke					
90	★ E6HT 4602-FA	E6HZ 4605-AT	1-D1HZ 4342-A Washer	1-D1HZ 4343-A Seal	2-D3TZ 4635-B U/Joint	1-D1HZ 4710-A Cap	1-C6TZ 4841-N Yoke					
90	★ E6HT 4605-GA	E6HZ 4605-AV	2-D2HZ 4635-A U/Joint	1-E3HZ 4710-A Cap	1-D2HZ 4841-A Yoke							
90	★ E7HT 4602-EA	E9HZ 4605-F	2-E7HZ 4635-B U/Joint	1-E1HZ 4710-B Cap	1-D4HZ 4841-E Yoke							
90	★ E7HT 4602-KA	E9HZ 4605-A	2-E7HZ 4635-B U/Joint	1-E1HZ 4710-B Cap	1-D4HZ 4841-E Yoke							
90	★ E7HT 4602-LA	E9HZ 4605-B	2-E7HZ 4635-B U/Joint	1-E1HZ 4710-B Cap	1-D4HZ 4841-E Yoke							
90	★ E7HT 4602-MA	D5HZ 4605-AAF	2-E7HZ 4635-B U/Joint	1-E1HZ 4710-B Cap	1-D4HZ 4841-E Yoke							
90	★ E7HT 4602-NA	D5HZ 4605-AAG	2-E7HZ 4635-B U/Joint	1-E1HZ 4710-B Cap	1-D4HZ 4841-E Yoke							
90	★ E7HT 4602-RA	E4HZ 4605-R	2-E7HZ 4635-B U/Joint	1-E1HZ 4710-B Cap	1-D4HZ 4841-E Yoke							
90	★ E7HT 4602-SA	D5HZ 4605-AX	2-E7HZ 4635-B U/Joint	1-E1HZ 4710-B Cap	1-D4HZ 4841-E Yoke							
90	★ E7HT 4602-TA	E1HZ 4605-CM	2-E7HZ 4635-B U/Joint	1-E1HZ 4710-B Cap	1-D4HZ 4841-E Yoke							
90	★ E7HT 4602-UA	D5HZ 4605-AF	2-E7HZ 4635-B U/Joint	1-E1HZ 4710-B Cap	1-D4HZ 4841-E Yoke							
90	★ E7HT 4602-VA	E1HZ 4605-DY	2-E7HZ 4635-B U/Joint	1-E1HZ 4710-B Cap	1-D4HZ 4841-E Yoke							
90	★ E7HT 4602-YA	D5HZ 4605-AG	2-E7HZ 4635-B U/Joint	1-E1HZ 4710-B Cap	1-D4HZ 4841-E Yoke							
90	★ E7HT 4602-ZA	E0HZ 4605-S	2-E7HZ 4635-B U/Joint	1-E1HZ 4710-B Cap	1-D4HZ 4841-E Yoke							
90	★ E7HT 4602-AAA	D5HZ 4605-AH	2-E7HZ 4635-B U/Joint	1-E1HZ 4710-B Cap	1-D4HZ 4841-E Yoke							
90	★ E7HT 4602-ABA	E3HZ 4605-N	2-E7HZ 4635-B U/Joint	1-E1HZ 4710-B Cap	1-D4HZ 4841-E Yoke							
90	★ E7HT 4602-ACA	D5HZ 4605-AJ	2-E7HZ 4635-B U/Joint	1-E1HZ 4710-B Cap	1-D4HZ 4841-E Yoke							
90	★ E7HT 4602-ADA	E1HZ 4605-CB	2-E7HZ 4635-B U/Joint	1-E1HZ 4710-B Cap	1-D4HZ 4841-E Yoke							
90	★ E7HT 4602-AEA	D5HZ 4605-AK	2-E7HZ 4635-B U/Joint	1-E1HZ 4710-B Cap	1-D4HZ 4841-E Yoke							
90	★ E7HT 4602-AFA	E3HZ 4605-M	2-E7HZ 4635-B U/Joint	1-E1HZ 4710-B Cap	1-D4HZ 4841-E Yoke							
90	★ E7HT 4602-AGA	D5HZ 4605-AL	2-E7HZ 4635-B U/Joint	1-E1HZ 4710-B Cap	1-D4HZ 4841-E Yoke							
90	★ E7HT 4602-AHA	D5HZ 4605-AM	2-E7HZ 4635-B U/Joint	1-E1HZ 4710-B Cap	1-D4HZ 4841-E Yoke							
90	★ E7HT 4602-AJA	E7HZ 4605-A	2-E7HZ 4635-B U/Joint	1-E1HZ 4710-B Cap	1-D4HZ 4841-E Yoke							
90	★ E7HT 4602-AKA	D5HZ 4605-AY	2-E7HZ 4635-B U/Joint	1-E1HZ 4710-B Cap	1-D4HZ 4841-E Yoke							
90	★ E7HT 4602-ALA	D5HZ 4605-AN	2-E7HZ 4635-B U/Joint	1-E1HZ 4710-B Cap	1-D4HZ 4841-E Yoke							
90	★ E7HT 4602-AMA	E1HZ 4605-EP	2-E7HZ 4635-B U/Joint	1-E1HZ 4710-B Cap	1-D4HZ 4841-E Yoke							
90	★ E7HT 4602-ANA	D5HZ 4605-AAH	2-E7HZ 4635-B U/Joint	1-E1HZ 4710-B Cap	1-D4HZ 4841-E Yoke							
90	★ E7HT 4602-ARA	D5HZ 4605-AAJ	2-E7HZ 4635-B U/Joint	1-E1HZ 4710-B Cap	1-D4HZ 4841-E Yoke							
90	★ E7HT 4602-ASA	E3HZ 4605-P	2-E7HZ 4635-B U/Joint	1-E1HZ 4710-B Cap	1-D4HZ 4841-E Yoke							
90	★ E7HT 4602-ATA	D5HZ 4605-AAK	2-E7HZ 4635-B U/Joint	1-E1HZ 4710-B Cap	1-D4HZ 4841-E Yoke							
90	★ E7HT 4602-AUA	E1HZ 4605-CE	2-E7HZ 4635-B U/Joint	1-E1HZ 4710-B Cap	1-D4HZ 4841-E Yoke							

JULY, 1989

COPYRIGHT © 1989-

FORD MOTOR

—DEARBORN, MICHIGAN

COMPANY

NEW ISSUE

1990/
TRUCK SERIES 600/900

DRIVE and COUPLING SHAFT COMPONENT PARTS LISTS

YEAR	COMPLETE SHAFT ASSEMBLY	OPTIONAL COMPONENTS FOR COMPLETE SHAFT ASSEMBLY							
		SHAFT SUB-ASSEMBLY		RELATED PARTS FOR USE WITH SHAFT SUB-ASSEMBLY					
90	★ E7HT 4602-AVA	D5HZ 4605-AP	2-E7HZ 4635-B	U/Joint	1-E1HZ 4710-B	Cap	1-D4HZ 4841-E	Yoke	
90	★ E7HT 4602-AYA	E1HZ 4605-CD	2-E7HZ 4635-B	U/Joint	1-E1HZ 4710-B	Cap	1-D4HZ 4841-E	Yoke	
90	★ E7HT 4602-AZA	D5HZ 4605-AR	2-E7HZ 4635-B	U/Joint	1-E1HZ 4710-B	Cap	1-D4HZ 4841-E	Yoke	
90	★ E7HT 4602-BAA	E0HZ 4605-R	2-E7HZ 4635-B	U/Joint	1-E1HZ 4710-B	Cap	1-D4HZ 4841-E	Yoke	
90	★ E7HT 4602-BBA	D5HZ 4605-AS	2-E7HZ 4635-B	U/Joint	1-E1HZ 4710-B	Cap	1-D4HZ 4841-E	Yoke	
90	★ E7HT 4602-BCA	E2HZ 4605-BU	2-E7HZ 4635-B	U/Joint	1-E1HZ 4710-B	Cap	1-D4HZ 4841-E	Yoke	
90	★ E7HT 4602-BDA	D5HZ 4605-AT	2-E7HZ 4635-B	U/Joint	1-E1HZ 4710-B	Cap	1-D4HZ 4841-E	Yoke	
90	★ E7HT 4602-BEA	D5HZ 4605-AV	2-E7HZ 4635-B	U/Joint	1-E1HZ 4710-B	Cap	1-D4HZ 4841-E	Yoke	
90	★ E7HT 4602-BFA	E1HZ 4605-ER	2-E7HZ 4635-B	U/Joint	1-E1HZ 4710-B	Cap	1-D4HZ 4841-E	Yoke	
90	★ E7HT 4602-BGA	E1HZ 4605-AW	2-E7HZ 4635-B	U/Joint	1-E1HZ 4710-B	Cap	1-D4HZ 4841-E	Yoke	
90	★ E7HT 4602-BHA	E7HZ 4605-B	2-E7HZ 4635-B	U/Joint	1-E1HZ 4710-B	Cap	1-D4HZ 4841-E	Yoke	
90	★ E7HT 4602-BJA	E7HZ 4605-C	2-E7HZ 4635-B	U/Joint	1-E1HZ 4710-B	Cap	1-D4HZ 4841-E	Yoke	
90	★ E7HT 4602-BKA	E7HZ 4605-D	2-E7HZ 4635-B	U/Joint	1-E1HZ 4710-B	Cap	1-D4HZ 4841-E	Yoke	
90	★ E7HT 4602-BLA	E7HZ 4605-AE	2-E7HZ 4635-B	U/Joint	1-E1HZ 4710-B	Cap	1-D4HZ 4841-E	Yoke	
90	★ E7HT 4602-BMA	E7HZ 4605-AF	2-E7HZ 4635-B	U/Joint	1-E1HZ 4710-B	Cap	1-D4HZ 4841-E	Yoke	
90	★ E7HT 4602-BNA	E7HZ 4605-DB	2-E7HZ 4635-B	U/Joint	1-E1HZ 4710-B	Cap	1-D4HZ 4841-E	Yoke	
90	★ E7HT 4602-BRA	E7HZ 4605-BW	2-E7HZ 4635-B	U/Joint	1-E1HZ 4710-B	Cap	1-D4HZ 4841-E	Yoke	
90	★ E7HT 4602-BUA	E7HZ 4605-DP	2-E7HZ 4635-A	U/Joint	1-D9HZ 4710-B	Cap	1-C6TZ 4841-N	Yoke	
90	★ E7HT 4602-BVA	E9HZ 4605-C	2-E7HZ 4635-A	U/Joint	1-D9HZ 4710-B	Cap	1-C6TZ 4841-N	Yoke	
90	★ E7HT 4602-BYA	E7HZ 4605-DR	2-E7HZ 4635-A	U/Joint	1-D9HZ 4710-B	Cap	1-C6TZ 4841-N	Yoke	
90	★ E7HT 4602-BZA	E7HZ 4605-DS	2-E7HZ 4635-A	U/Joint	1-D9HZ 4710-B	Cap	1-C6TZ 4841-N	Yoke	
90	★ E7HT 4602-CAA	E7HZ 4605-DT	2-E7HZ 4635-A	U/Joint	1-D9HZ 4710-B	Cap	1-C6TZ 4841-N	Yoke	
90	★ E7HT 4602-CBA	E7HZ 4605-DU	2-E7HZ 4635-A	U/Joint	1-D9HZ 4710-B	Cap	1-C6TZ 4841-N	Yoke	
90	★ E7HT 4602-CCA	E6HZ 4605-AE	2-E7HZ 4635-A	U/Joint	1-D9HZ 4710-B	Cap	1-C6TZ 4841-N	Yoke	
90	★ E7HT 4602-CDA	E7HZ 4605-DV	2-E7HZ 4635-A	U/Joint	1-D9HZ 4710-B	Cap	1-C6TZ 4841-N	Yoke	
90	★ E7HT 4602-CEA	E8HZ 4605-A	2-E7HZ 4635-A	U/Joint	1-D9HZ 4710-B	Cap	1-C6TZ 4841-N	Yoke	
90	★ E7HT 4602-CFA	C6TZ 4605-BL	2-E7HZ 4635-A	U/Joint	1-D9HZ 4710-B	Cap	1-C6TZ 4841-N	Yoke	
90	★ E7HT 4602-CGA	E6HZ 4605-AF	2-E7HZ 4635-A	U/Joint	1-D9HZ 4710-B	Cap	1-C6TZ 4841-N	Yoke	
90	★ E7HT 4602-CHA	C6TZ 4605-BE	2-E7HZ 4635-A	U/Joint	1-D9HZ 4710-B	Cap	1-C6TZ 4841-N	Yoke	
90	★ E7HT 4602-CJA	C6TZ 4605-BM	2-E7HZ 4635-A	U/Joint	1-D9HZ 4710-B	Cap	1-C6TZ 4841-N	Yoke	
90	★ E7HT 4602-CKA	E6HZ 4605-AG	2-E7HZ 4635-A	U/Joint	1-D9HZ 4710-B	Cap	1-C6TZ 4841-N	Yoke	
90	★ E7HT 4602-CLA	C6TZ 4605-BN	2-E7HZ 4635-A	U/Joint	1-D9HZ 4710-B	Cap	1-C6TZ 4841-N	Yoke	
90	★ E7HT 4602-CMA	C6TZ 4605-BF	2-E7HZ 4635-A	U/Joint	1-D9HZ 4710-B	Cap	1-C6TZ 4841-N	Yoke	
90	★ E7HT 4602-CNA	C7TZ 4605-CT	2-E7HZ 4635-A	U/Joint	1-D9HZ 4710-B	Cap	1-C6TZ 4841-N	Yoke	
90	★ E7HT 4602-CRA	E7HZ 4605-AG	2-E7HZ 4635-A	U/Joint	1-D9HZ 4710-B	Cap	1-C6TZ 4841-N	Yoke	
90	★ E7HT 4602-CSA	E6HZ 4605-U	2-E7HZ 4635-A	U/Joint	1-D9HZ 4710-B	Cap	1-C6TZ 4841-N	Yoke	
90	★ E7HT 4602-CTA	E7HZ 4605-AH	2-E7HZ 4635-A	U/Joint	1-D9HZ 4710-B	Cap	1-C6TZ 4841-N	Yoke	
90	★ E7HT 4602-CUA	E7HZ 4605-E	2-E7HZ 4635-A	U/Joint	1-D9HZ 4710-B	Cap	1-C6TZ 4841-N	Yoke	
90	★ E7HT 4602-CVA	E7HZ 4605-F	2-E7HZ 4635-A	U/Joint	1-D9HZ 4710-B	Cap	1-C6TZ 4841-N	Yoke	
90	★ E7HT 4602-CYA	E7HZ 4605-AJ	2-E7HZ 4635-A	U/Joint	1-D9HZ 4710-B	Cap	1-C6TZ 4841-N	Yoke	
90	★ E7HT 4602-CZA	E7HZ 4605-G	2-E7HZ 4635-A	U/Joint	1-D9HZ 4710-B	Cap	1-C6TZ 4841-N	Yoke	
90	★ E7HT 4602-DAA	E7HZ 4605-H	2-E7HZ 4635-A	U/Joint	1-D9HZ 4710-B	Cap	1-C6TZ 4841-N	Yoke	
90	★ E7HT 4602-DBA	E7HZ 4605-J	2-E7HZ 4635-A	U/Joint	1-D9HZ 4710-B	Cap	1-C6TZ 4841-N	Yoke	
90	★ E7HT 4602-DCA	E7HZ 4605-K	2-E7HZ 4635-A	U/Joint	1-D9HZ 4710-B	Cap	1-C6TZ 4841-N	Yoke	
90	★ E7HT 4602-DDA	E7HZ 4605-AK	2-E7HZ 4635-A	U/Joint	1-D9HZ 4710-B	Cap	1-C6TZ 4841-N	Yoke	
90	★ E7HT 4602-DEA	E7HZ 4605-AL	2-E7HZ 4635-A	U/Joint	1-D9HZ 4710-B	Cap	1-C6TZ 4841-N	Yoke	
90	★ E7HT 4602-DFA	E7HZ 4605-L	2-E7HZ 4635-A	U/Joint	1-D9HZ 4710-B	Cap	1-C6TZ 4841-N	Yoke	
90	★ E7HT 4602-DGA	E7HZ 4605-AM	2-E7HZ 4635-A	U/Joint	1-D9HZ 4710-B	Cap	1-C6TZ 4841-N	Yoke	
90	★ E7HT 4602-DHA	E7HZ 4605-M	2-E7HZ 4635-A	U/Joint	1-D9HZ 4710-B	Cap	1-C6TZ 4841-N	Yoke	
90	★ E7HT 4602-DJA	E7HZ 4605-AN	2-E7HZ 4635-A	U/Joint	1-D9HZ 4710-B	Cap	1-C6TZ 4841-N	Yoke	
90	★ E7HT 4602-DKA	E6HZ 4605-K	2-E7HZ 4635-A	U/Joint	1-D9HZ 4710-B	Cap	1-C6TZ 4841-N	Yoke	
90	★ E7HT 4602-DLA	D4HZ 4605-P	2-E7HZ 4635-A	U/Joint	1-D9HZ 4710-B	Cap	1-C6TZ 4841-N	Yoke	
90	★ E7HT 4602-DMA	E6HZ 4605-L	2-E7HZ 4635-A	U/Joint	1-D9HZ 4710-B	Cap	1-C6TZ 4841-N	Yoke	
90	★ E7HT 4602-DNA	D4HZ 4605-Q	2-E7HZ 4635-A	U/Joint	1-D9HZ 4710-B	Cap	1-C6TZ 4841-N	Yoke	
90	★ E7HT 4602-DRA	E6HZ 4605-D	2-E7HZ 4635-A	U/Joint	1-D9HZ 4710-B	Cap	1-C6TZ 4841-N	Yoke	
90	★ E7HT 4602-DSA	D4HZ 4605-R	2-E7HZ 4635-A	U/Joint	1-D9HZ 4710-B	Cap	1-C6TZ 4841-N	Yoke	
90	★ E7HT 4602-DTA	E6HZ 4605-E	2-E7HZ 4635-A	U/Joint	1-D9HZ 4710-B	Cap	1-C6TZ 4841-N	Yoke	
90	★ E7HT 4602-DUA	D4HZ 4605-S	2-E7HZ 4635-A	U/Joint	1-D9HZ 4710-B	Cap	1-C6TZ 4841-N	Yoke	

1990/ TRUCK SERIES 600/900

DRIVE and COUPLING SHAFT COMPONENT PARTS LISTS											
YEAR	COMPLETE SHAFT ASSEMBLY	OPTIONAL COMPONENTS FOR COMPLETE SHAFT ASSEMBLY									
		SHAFT SUB-ASSEMBLY		RELATED PARTS FOR USE WITH SHAFT SUB-ASSEMBLY							
90	★ E7HT 4602-DVA	E6HZ 4605-F	2-E7HZ 4635-A	U/Joint	1-D9HZ 4710-B	Cap	1-C6TZ 4841-N	Yoke			
90	★ E7HT 4602-DYA	D4HZ 4605-T	2-E7HZ 4635-A	U/Joint	1-D9HZ 4710-B	Cap	1-C6TZ 4841-N	Yoke			
90	★ E7HT 4602-DZA	D4HZ 4605-U	2-E7HZ 4635-A	U/Joint	1-D9HZ 4710-B	Cap	1-C6TZ 4841-N	Yoke			
90	★ E7HT 4602-EAA	D4HZ 4605-V	2-E7HZ 4635-A	U/Joint	1-D9HZ 4710-B	Cap	1-C6TZ 4841-N	Yoke			
90	★ E7HT 4602-EBA	E6HZ 4605-G	2-E7HZ 4635-A	U/Joint	1-D9HZ 4710-B	Cap	1-C6TZ 4841-N	Yoke			
90	★ E7HT 4602-ECA	D4HZ 4605-W	2-E7HZ 4635-A	U/Joint	1-D9HZ 4710-B	Cap	1-C6TZ 4841-N	Yoke			
90	★ E7HT 4602-EDA	E6HZ 4605-H	2-E7HZ 4635-A	U/Joint	1-D9HZ 4710-B	Cap	1-C6TZ 4841-N	Yoke			
90	★ E7HT 4602-EEA	D4HZ 4605-X	2-E7HZ 4635-A	U/Joint	1-D9HZ 4710-B	Cap	1-C6TZ 4841-N	Yoke			
90	★ E7HT 4602-EFA	D4HZ 4605-Y	2-E7HZ 4635-A	U/Joint	1-D9HZ 4710-B	Cap	1-C6TZ 4841-N	Yoke			
90	★ E7HT 4602-EGA	E6HZ 4605-AJ	2-E7HZ 4635-A	U/Joint	1-D9HZ 4710-B	Cap	1-C6TZ 4841-N	Yoke			
90	★ E7HT 4602-EHA	D4HZ 4605-Z	2-E7HZ 4635-A	U/Joint	1-D9HZ 4710-B	Cap	1-C6TZ 4841-N	Yoke			
90	★ E7HT 4602-EJA	D4HZ 4605-AA	2-E7HZ 4635-A	U/Joint	1-D9HZ 4710-B	Cap	1-C6TZ 4841-N	Yoke			
90	★ E7HT 4602-EKA	E6HZ 4605-J	2-E7HZ 4635-A	U/Joint	1-D9HZ 4710-B	Cap	1-C6TZ 4841-N	Yoke			
90	★ E7HT 4602-ELA	D4HZ 4605-AB	2-E7HZ 4635-A	U/Joint	1-D9HZ 4710-B	Cap	1-C6TZ 4841-N	Yoke			
90	★ E7HT 4602-EMA	D8HZ 4605-BD	2-E7HZ 4635-A	U/Joint	1-D9HZ 4710-B	Cap	1-C6TZ 4841-N	Yoke			
90	★ E7HT 4602-ENA	E9HZ 4605-G	2-E7HZ 4635-A	U/Joint	1-D9HZ 4710-B	Cap	1-C6TZ 4841-N	Yoke			
90	★ E7HT 4602-ERA	E9HZ 4605-H	2-E7HZ 4635-A	U/Joint	1-D9HZ 4710-B	Cap	1-C6TZ 4841-N	Yoke			
90	★ E7HT 4602-ESA	E6HZ 4605-AA	2-E7HZ 4635-A	U/Joint	1-D9HZ 4710-B	Cap	1-C6TZ 4841-N	Yoke			
90	★ E7HT 4602-ETA	E6HZ 4605-AB	2-E7HZ 4635-A	U/Joint	1-D9HZ 4710-B	Cap	1-C6TZ 4841-N	Yoke			
90	★ E7HT 4602-EUA	E7HZ 4605-DW	2-E7HZ 4635-A	U/Joint	1-D9HZ 4710-B	Cap	1-C6TZ 4841-N	Yoke			
90	★ E7HT 4602-EVA	E7HZ 4605-DX	2-E7HZ 4635-A	U/Joint	1-D9HZ 4710-B	Cap	1-C6TZ 4841-N	Yoke			
90	★ E7HT 4602-FAA	E7HZ 4605-DY	2-E7HZ 4635-A	U/Joint	1-D9HZ 4710-B	Cap	1-C6TZ 4841-N	Yoke			
90	★ E7HT 4602-FBA	E7HZ 4605-N	2-E7HZ 4635-A	U/Joint	1-D9HZ 4710-B	Cap	1-C6TZ 4841-N	Yoke			
90	★ E7HT 4602-FCA	E7HZ 4605-DZ	2-E7HZ 4635-A	U/Joint	1-D9HZ 4710-B	Cap	1-C6TZ 4841-N	Yoke			
90	★ E7HT 4602-FDA	E7HZ 4605-P	2-E7HZ 4635-A	U/Joint	1-D9HZ 4710-B	Cap	1-C6TZ 4841-N	Yoke			
90	★ E7HT 4602-FEA	E8HZ 4605-B	2-E7HZ 4635-A	U/Joint	1-D9HZ 4710-B	Cap	1-C6TZ 4841-N	Yoke			
90	★ E7HT 4602-FFA	E7HZ 4605-R	2-E7HZ 4635-A	U/Joint	1-D9HZ 4710-B	Cap	1-C6TZ 4841-N	Yoke			
90	★ E7HT 4602-FGA	E7HZ 4605-S	2-E7HZ 4635-A	U/Joint	1-D9HZ 4710-B	Cap	1-C6TZ 4841-N	Yoke			
90	★ E7HT 4602-FHA	E7HZ 4605-DC	2-E7HZ 4635-A	U/Joint	1-D9HZ 4710-B	Cap	1-C6TZ 4841-N	Yoke			
90	★ E7HT 4602-FJA	E7HZ 4605-AR	2-E7HZ 4635-A	U/Joint	1-D9HZ 4710-B	Cap	1-C6TZ 4841-N	Yoke			
90	★ E7HT 4602-FKA	E7HZ 4605-AS	2-E7HZ 4635-A	U/Joint	1-D9HZ 4710-B	Cap	1-C6TZ 4841-N	Yoke			
90	★ E7HT 4602-FLA	E7HZ 4605-AT	2-E7HZ 4635-A	U/Joint	1-D9HZ 4710-B	Cap	1-C6TZ 4841-N	Yoke			
90	★ E7HT 4602-FMA	E7HZ 4605-AU	2-E7HZ 4635-A	U/Joint	1-D9HZ 4710-B	Cap	1-C6TZ 4841-N	Yoke			
90	★ E7HT 4602-FNA	E7HZ 4605-BX	2-E7HZ 4635-A	U/Joint	1-D9HZ 4710-B	Cap	1-C6TZ 4841-N	Yoke			
90	★ E7HT 4602-FRA	E7HZ 4605-AV	2-E7HZ 4635-A	U/Joint	1-D9HZ 4710-B	Cap	1-C6TZ 4841-N	Yoke			
90	★ E7HT 4602-FSA	E7HZ 4605-DD	2-E7HZ 4635-A	U/Joint	1-D9HZ 4710-B	Cap	1-C6TZ 4841-N	Yoke			
90	★ E7HT 4602-FTA	E7HZ 4605-T	2-E7HZ 4635-A	U/Joint	1-D9HZ 4710-B	Cap	1-C6TZ 4841-N	Yoke			
90	★ E7HT 4602-FUA	E7HZ 4605-AW	2-E7HZ 4635-A	U/Joint	1-D9HZ 4710-B	Cap	1-C6TZ 4841-N	Yoke			
90	★ E7HT 4602-FVA	E7HZ 4605-AX	2-E7HZ 4635-A	U/Joint	1-D9HZ 4710-B	Cap	1-C6TZ 4841-N	Yoke			
90	★ E7HT 4602-FYA	E7HZ 4605-U	2-E7HZ 4635-A	U/Joint	1-D9HZ 4710-B	Cap	1-C6TZ 4841-N	Yoke			
90	★ E7HT 4602-FZA	E7HZ 4605-AY	2-E7HZ 4635-A	U/Joint	1-D9HZ 4710-B	Cap	1-C6TZ 4841-N	Yoke			
90	★ E7HT 4602-GAA	E7HZ 4605-V	2-E7HZ 4635-A	U/Joint	1-D9HZ 4710-B	Cap	1-C6TZ 4841-N	Yoke			
90	★ E7HT 4602-GBA	E7HZ 4605-AZ	2-E7HZ 4635-A	U/Joint	1-D9HZ 4710-B	Cap	1-C6TZ 4841-N	Yoke			
90	★ E7HT 4602-GCA	E7HZ 4605-BA	2-E7HZ 4635-A	U/Joint	1-D9HZ 4710-B	Cap	1-C6TZ 4841-N	Yoke			
90	★ E7HT 4602-GDA	E7HZ 4605-BB	2-E7HZ 4635-A	U/Joint	1-D9HZ 4710-B	Cap	1-C6TZ 4841-N	Yoke			
90	★ E7HT 4602-GEA	E7HZ 4605-BY	2-E7HZ 4635-A	U/Joint	1-D9HZ 4710-B	Cap	1-C6TZ 4841-N	Yoke			
90	★ E7HT 4602-GFA	E7HZ 4605-BZ	2-E7HZ 4635-A	U/Joint	1-D9HZ 4710-B	Cap	1-C6TZ 4841-N	Yoke			
90	★ E7HT 4602-GGA	E7HZ 4605-Y	2-E7HZ 4635-A	U/Joint	1-D9HZ 4710-B	Cap	1-C6TZ 4841-N	Yoke			
90	★ E7HT 4602-GHA	E7HZ 4605-Z	2-E7HZ 4635-A	U/Joint	1-D9HZ 4710-B	Cap	1-C6TZ 4841-N	Yoke			
90	★ E7HT 4602-GJA	E7HZ 4605-AA	2-E7HZ 4635-A	U/Joint	1-D9HZ 4710-B	Cap	1-C6TZ 4841-N	Yoke			
90	★ E7HT 4602-GKA	E7HZ 4605-AB	2-E7HZ 4635-A	U/Joint	1-D9HZ 4710-B	Cap	1-C6TZ 4841-N	Yoke			
90	★ E7HT 4602-GLA	E7HZ 4605-DE	2-E7HZ 4635-A	U/Joint	1-D9HZ 4710-B	Cap	1-C6TZ 4841-N	Yoke			
90	★ E7HT 4602-GMA	E7HZ 4605-AC	2-E7HZ 4635-A	U/Joint	1-D9HZ 4710-B	Cap	1-C6TZ 4841-N	Yoke			
90	★ E7HT 4602-GNA	E7HZ 4605-BC	2-E7HZ 4635-A	U/Joint	1-D9HZ 4710-B	Cap	1-C6TZ 4841-N	Yoke			
90	★ E7HT 4602-GRA	E7HZ 4605-AD	2-E7HZ 4635-A	U/Joint	1-D9HZ 4710-B	Cap	1-C6TZ 4841-N	Yoke			
90	★ E7HT 4602-GSA	E7HZ 4605-BD	2-E7HZ 4635-A	U/Joint	1-D9HZ 4710-B	Cap	1-C6TZ 4841-N	Yoke			
90	★ E7HT 4602-GTA	E7HZ 4605-BE	2-E7HZ 4635-A	U/Joint	1-D9HZ 4710-B	Cap	1-C6TZ 4841-N	Yoke			
90	★ E7HT 4602-GUA	E7HZ 4605-BF	2-E7HZ 4635-A	U/Joint	1-D9HZ 4710-B	Cap	1-C6TZ 4841-N	Yoke			

1990/
TRUCK SERIES 600/900

DRIVE and COUPLING SHAFT COMPONENT PARTS LISTS

YEAR	COMPLETE SHAFT ASSEMBLY	SHAFT SUB-ASSEMBLY	OPTIONAL COMPONENTS FOR COMPLETE SHAFT ASSEMBLY									
			RELATED PARTS FOR USE WITH SHAFT SUB-ASSEMBLY									
90	★ E7HT 4602-GVA	E7HZ 4605-CA	2-E7HZ 4635-A	U/Joint	1-D9HZ 4710-B	Cap	1-C6TZ 4841-N	Yoke				
90	★ E7HT 4602-GYA	E7HZ 4605-CB	2-E7HZ 4635-A	U/Joint	1-D9HZ 4710-B	Cap	1-C6TZ 4841-N	Yoke				
90	★ E7HT 4602-GZA	E7HZ 4605-CC	2-E7HZ 4635-A	U/Joint	1-D9HZ 4710-B	Cap	1-C6TZ 4841-N	Yoke				
90	★ E7HT 4602-HAA	E7HZ 4605-CD	2-E7HZ 4635-A	U/Joint	1-D9HZ 4710-B	Cap	1-C6TZ 4841-N	Yoke				
90	★ E7HT 4602-HBA	E7HZ 4605-BG	2-E7HZ 4635-A	U/Joint	1-D9HZ 4710-B	Cap	1-C6TZ 4841-N	Yoke				
90	★ E7HT 4602-HCA	E7HZ 4605-DF	2-E7HZ 4635-A	U/Joint	1-D9HZ 4710-B	Cap	1-C6TZ 4841-N	Yoke				
90	★ E7HT 4602-HDA	E7HZ 4605-BH	2-E7HZ 4635-A	U/Joint	1-D9HZ 4710-B	Cap	1-C6TZ 4841-N	Yoke				
90	★ E7HT 4602-HEA	E7HZ 4605-BJ	2-E7HZ 4635-A	U/Joint	1-D9HZ 4710-B	Cap	1-C6TZ 4841-N	Yoke				
90	★ E7HT 4602-HFA	E7HZ 4605-BK	2-E7HZ 4635-A	U/Joint	1-D9HZ 4710-B	Cap	1-C6TZ 4841-N	Yoke				
90	★ E7HT 4602-HGA	E7HZ 4605-BL	2-E7HZ 4635-A	U/Joint	1-D9HZ 4710-B	Cap	1-C6TZ 4841-N	Yoke				
90	★ E7HT 4602-HHA	E9HZ 4605-J	2-E7HZ 4635-A	U/Joint	1-D9HZ 4710-B	Cap	1-C6TZ 4841-N	Yoke				
90	★ E7HT 4602-HJA	E9HZ 4605-K	2-E7HZ 4635-A	U/Joint	1-D9HZ 4710-B	Cap	1-C6TZ 4841-N	Yoke				
90	★ E7HT 4602-HKA	E9HZ 4605-L	2-E7HZ 4635-A	U/Joint	1-D9HZ 4710-B	Cap	1-C6TZ 4841-N	Yoke				
90	★ E7HT 4602-HLA	E9HZ 4605-M	2-E7HZ 4635-A	U/Joint	1-D9HZ 4710-B	Cap	1-C6TZ 4841-N	Yoke				
90	★ E7HT 4602-HMA	E7HZ 4605-CE	2-E7HZ 4635-A	U/Joint	1-D9HZ 4710-B	Cap	1-C6TZ 4841-N	Yoke				
90	★ E7HT 4602-HNA	E9HZ 4605-N	2-E7HZ 4635-A	U/Joint	1-D9HZ 4710-B	Cap	1-C6TZ 4841-N	Yoke				
90	★ E7HT 4602-HRA	E9HZ 4605-P	2-E7HZ 4635-A	U/Joint	1-D9HZ 4710-B	Cap	1-C6TZ 4841-N	Yoke				
90	★ E7HT 4602-JDA	E8HZ 4605-FB	2-E7HZ 4635-A	U/Joint	1-D9HZ 4710-B	Cap	1-C6TZ 4841-M	Yoke				
90	★ E7HT 4602-JEA	E7HZ 4605-EJ	2-E7HZ 4635-A	U/Joint	1-D9HZ 4710-B	Cap	1-C6TZ 4841-M	Yoke				
90	★ E7HT 4602-JHA	E7HZ 4605-EK	2-E7HZ 4635-A	U/Joint	1-D9HZ 4710-B	Cap	1-C6TZ 4841-M	Yoke				
90	★ E7HT 4602-JNA	E8HZ 4605-FC	2-E7HZ 4635-A	U/Joint	1-D9HZ 4710-B	Cap	1-C6TZ 4841-N	Yoke				
90	★ E7HT 4602-JUA	E8HZ 4605-FD	2-E7HZ 4635-A	U/Joint	1-D9HZ 4710-B	Cap	1-C6TZ 4841-N	Yoke				
90	★ E7HT 4602-LAA	E7HZ 4605-CF	2-E7HZ 4635-A	U/Joint	1-E1HZ 4710-B	Cap	1-D4HZ 4841-E	Yoke				
90	★ E7HT 4602-LBA	E7HZ 4605-CG	2-E7HZ 4635-B	U/Joint	1-E1HZ 4710-B	Cap	1-D4HZ 4841-E	Yoke				
90	★ E7HT 4602-LCA	E7HZ 4605-CH	2-E7HZ 4635-B	U/Joint	1-E1HZ 4710-B	Cap	1-D4HZ 4841-E	Yoke				
90	★ E7HT 4602-LDA	E7HZ 4605-CU	2-E7HZ 4635-B	U/Joint	1-E1HZ 4710-B	Cap	1-D4HZ 4841-E	Yoke				
90	★ E7HT 4602-LEA	E7HZ 4605-CK	2-E7HZ 4635-B	U/Joint	1-E1HZ 4710-B	Cap	1-D4HZ 4841-E	Yoke				
90	★ E7HT 4602-LFA	E7HZ 4605-CL	2-E7HZ 4635-B	U/Joint	1-E1HZ 4710-B	Cap	1-D4HZ 4841-E	Yoke				
90	★ E7HT 4602-LGA	E7HZ 4605-CM	2-E7HZ 4635-B	U/Joint	1-E1HZ 4710-B	Cap	1-D4HZ 4841-E	Yoke				
90	★ E7HT 4602-LHA	E7HZ 4605-CN	2-E7HZ 4635-A	U/Joint	1-D9HZ 4710-B	Cap	1-C6TZ 4841-N	Yoke				
90	★ E7HT 4602-LJA	E7HZ 4605-CP	2-E7HZ 4635-A	U/Joint	1-D9HZ 4710-B	Cap	1-C6TZ 4841-N	Yoke				
90	★ E7HT 4602-LKA	E7HZ 4605-CR	2-E7HZ 4635-A	U/Joint	1-D9HZ 4710-B	Cap	1-C6TZ 4841-N	Yoke				
90	★ E7HT 4602-LLA	E7HZ 4605-CS	2-E7HZ 4635-A	U/Joint	1-D9HZ 4710-B	Cap	1-C6TZ 4841-A	Yoke				
90	★ E7HT 4602-LMA	E7HZ 4605-CT	2-E7HZ 3635-A	U/Joint	1-D9HZ 4710-B	Cap	1-C6TZ 4841-N	Yoke				
90	★ E7HT 4602-LNA	E7HZ 4605-CU	2-E7HZ 3635-A	U/Joint	1-D9HZ 4710-B	Cap	1-C6TZ 4841-N	Yoke				
90	★ E7HT 4602-LRA	E7HZ 4605-CV	2-E7HZ 4635-A	U/Joint	1-D9HZ 4710-B	Cap	1-C6TZ 4841-N	Yoke				
90	★ E7HT 4602-LSA	E7HZ 4605-CW	2-E7HZ 4635-A	U/Joint	1-D9HZ 4710-B	Cap	1-C6TZ 4841-N	Yoke				
90	★ E7HT 4602-LTA	E7HZ 4605-CX	2-E7HZ 4635-A	U/Joint	1-D9HZ 4710-B	Cap	1-C6TZ 4841-N	Yoke				
90	★ E7HT 4602-LUA	E7HZ 4605-CY	2-E7HZ 4635-A	U/Joint	1-D9HZ 4710-B	Cap	1-C6TZ 4841-N	Yoke				
90	★ E7HT 4602-LVA	E7HZ 4605-CZ	2-E7HZ 4635-A	U/Joint	1-D9HZ 4710-B	Cap	1-C6TZ 4841-N	Yoke				
90	★ E7HT 4602-LYA	E7HZ 4605-DA	2-E7HZ 4635-A	U/Joint	1-D9HZ 4710-B	Cap	1-C6TZ 4841-N	Yoke				
90	★ E7HT 4602-MAA	E7HZ 4605-BM	2-E7HZ 4635-A	U/Joint	1-D9HZ 4710-B	Cap	1-C6TZ 4841-N	Yoke				
90	★ E7HT 4602-MBA	E7HZ 4605-BN	2-E7HZ 4635-A	U/Joint	1-D9HZ 4710-B	Cap	1-C6TZ 4841-N	Yoke				
90	★ E7HT 4602-MCA	E7HZ 4605-BP	2-E7HZ 4635-A	U/Joint	1-D9HZ 4710-B	Cap	1-C6TZ 4841-N	Yoke				
90	★ E7HT 4602-MDA	E7HZ 4605-BR	2-E7HZ 4635-A	U/Joint	1-D9HZ 4710-B	Cap	1-C6TZ 4841-N	Yoke				
90	★ E7HT 4602-MEA	E7HZ 4605-BS	2-E7HZ 4635-A	U/Joint	1-E1HZ 4710-B	Cap	1-D4HZ 4841-E	Yoke				
90	★ E7HT 4602-MFA	E7HZ 4605-BT	2-E7HZ 4635-A	U/Joint	1-E1HZ 4710-B	Cap	1-D4HZ 4841-E	Yoke				
90	★ E7HT 4602-MGA	E7HZ 4605-BU	2-E7HZ 4635-A	U/Joint	1-E1HZ 4710-B	Cap	1-D4HZ 4841-E	Yoke				
90	★ E7HT 4602-MHA	E7HZ 4605-BV	2-E7HZ 4635-A	U/Joint	1-E1HZ 4710-B	Cap	1-D4HZ 4841-E	Yoke				
90	★ E7HT 4602-NAA	E7HZ 4605-DK	2-E7HZ 4635-A	U/Joint	1-D9HZ 4710-B	Cap	1-C6TZ 4841-N	Yoke				
90	★ E7HT 4602-NBA	E7HZ 4605-DL	2-E7HZ 4635-A	U/Joint	1-D9HZ 4710-B	Cap	1-C6TZ 4841-N	Yoke				
90	★ E7HT 4602-NCA	E7HZ 4605-DH	2-E7HZ 4635-A	U/Joint	1-D9HZ 4710-B	Cap	1-C6TZ 4841-N	Yoke				
90	★ E7HT 4602-NDA	E7HZ 4605-DJ	2-E7HZ 4635-A	U/Joint	1-D9HZ 4710-B	Cap	1-C6TZ 4841-N	Yoke				
90	★ E7HT 4602-NFA	E7HZ 4605-DN	2-D9HZ 4635-B	U/Joint	1-D9HZ 4710-B	Cap	1-D9HZ 4841-D	Yoke				
90	★ E7HT 4602-NGA	E7HZ 4605-EC	2-D9HZ 4635-B	U/Joint	1-D9HZ 4710-B	Cap	1-D9HZ 4841-D	Yoke				
90	★ E7HT 4602-NHA	E7HZ 4605-ED	2-D9HZ 4635-B	U/Joint	1-D9HZ 4710-B	Cap	1-D9HZ 4841-D	Yoke				
90	★ E7HT 4602-NJA	E7HZ 4605-EF	1-C7TZ 4342-A	Washer	1-C7TZ 4343-A	Seal	2-D2HZ 4635-A	U/Joint				
			1-C7TZ 4710-A	Cap	1-D2HZ 4841-A	Yoke						

1990/
TRUCK SERIES 600/900

DRIVE and COUPLING SHAFT COMPONENT PARTS LISTS

YEAR	COMPLETE SHAFT ASSEMBLY		OPTIONAL COMPONENTS FOR COMPLETE SHAFT ASSEMBLY										
			SHAFT SUB-ASSEMBLY		RELATED PARTS FOR USE WITH SHAFT SUB-ASSEMBLY								
90	★ E7HT	4602-NKA	E7HZ	4605-EG	1-C7TZ	4342-A	Washer	1-C7TZ	4343-A	Seal	2-D2HZ	4635-A	U/Joint
					1-C7TZ	4710-A	Cap	1-D2HZ	4841-A	Yoke			
90	★ E7HT	4602-NLA	E7HZ	4605-EH	1-C7TZ	4342-A	Washer	1-C7TZ	4343-A	Seal	2-D2HZ	4635-A	U/Joint
					1-C7TZ	4710-A	Cap	1-D2HZ	4841-A	Yoke			
90	★ E7HT	4602-NMA	E7HZ	4605-EE	1-C7TZ	4342-A	Washer	1-C7TZ	4343-A	Seal	2-D2HZ	4635-A	U/Joint
					1-C7TZ	4710-A	Cap	1-D2HZ	4841-A	Yoke			
90	★ E7HT	4602-NNA	E7HZ	4605-EB	2-D9HZ	4635-B	U/Joint	1-D9HZ	4710-B	Cap	1-D9HZ	4841-D	Yoke
90	★ E8HS	4602-AA	E9HZ	4605-AK	2-E8HZ	4635-A	U/Joint	1-E3HZ	4710-A	Cap	1-D2HZ	4841-A	Yoke
90	★ E8HS	4602-CA	E9HZ	4605-AL	2-E8HZ	4635-A	U/Joint	1-E3HZ	4710-A	Cap	1-D2HZ	4841-A	Yoke
90	★ E8HT	4602-AA	E8HZ	4605-CP	2-E8HZ	4635-B	U/Joint	1-D9HZ	4710-B	Cap	1-D9HZ	4841-D	Yoke
90	★ E8HT	4602-BA	E8HZ	4605-AK	2-E8HZ	4635-B	U/Joint	1-D9HZ	4710-B	Cap	1-D9HZ	4841-D	Yoke
90	★ E8HT	4602-CA	E8HZ	4605-AL	2-E8HZ	4635-B	U/Joint	1-D9HZ	4710-B	Cap	1-D9HZ	4841-D	Yoke
90	★ E8HT	4602-DA	E8HZ	4605-AM	2-E8HZ	4635-B	U/Joint	1-D9HZ	4710-B	Cap	1-D9HZ	4841-D	Yoke
90	★ E8HT	4602-EA	E8HZ	4605-CT	2-E8HZ	4635-B	U/Joint	1-D9HZ	4710-B	Cap	1-D9HZ	4841-D	Yoke
90	★ E8HT	4602-FA	E8HZ	4605-AN	2-E8HZ	4635-B	U/Joint	1-D9HZ	4710-B	Cap	1-D9HZ	4841-D	Yoke
90	★ E8HT	4602-GA	E8HZ	4605-AP	2-E8HZ	4635-B	U/Joint	1-D9HZ	4710-B	Cap	1-D9HZ	4841-D	Yoke
90	★ E8HT	4602-HA	E8HZ	4605-AR	2-E8HZ	4635-B	U/Joint	1-D9HZ	4710-B	Cap	1-D9HZ	4841-D	Yoke
90	★ E8HT	4602-JA	E8HZ	4605-AS	2-E8HZ	4635-B	U/Joint	1-D9HZ	4710-B	Cap	1-D9HZ	4841-D	Yoke
90	★ E8HT	4602-KA	E8HZ	4605-CX	2-E8HZ	4635-B	U/Joint	1-D9HZ	4710-B	Cap	1-D9HZ	4841-D	Yoke
90	★ E8HT	4602-LA	E8HZ	4605-CN	2-E8HZ	4635-B	U/Joint	1-D9HZ	4710-B	Cap	1-D9HZ	4841-D	Yoke
90	★ E8HT	4602-MA	E8HZ	4605-AT	2-E8HZ	4635-B	U/Joint	1-D9HZ	4710-B	Cap	1-D9HZ	4841-D	Yoke
90	★ E8HT	4602-NA	E8HZ	4605-AU	2-E8HZ	4635-B	U/Joint	1-D9HZ	4710-B	Cap	1-D9HZ	4841-D	Yoke
90	★ E8HT	4602-RA	E8HZ	4605-AV	2-E8HZ	4635-B	U/Joint	1-D9HZ	4710-B	Cap	1-D9HZ	4841-D	Yoke
90	★ E8HT	4602-SA	E8HZ	4605-AB	2-E8HZ	4635-B	U/Joint	1-D9HZ	4710-B	Cap	1-D9HZ	4841-D	Yoke
90	★ E8HT	4602-TA	E8HZ	4605-FA	2-E8HZ	4635-B	U/Joint	1-D9HZ	4710-B	Cap	1-D9HZ	4841-D	Yoke
90	★ E8HT	4602-UA	E8HZ	4605-AC	2-E8HZ	4635-B	U/Joint	1-D9HZ	4710-B	Cap	1-D9HZ	4841-D	Yoke
90	★ E8HT	4602-VA	E8HZ	4605-AD	2-E8HZ	4635-B	U/Joint	1-D9HZ	4710-B	Cap	1-D9HZ	4841-D	Yoke
90	★ E8HT	4602-YA	E8HZ	4605-AE	2-E8HZ	4635-B	U/Joint	1-D9HZ	4710-B	Cap	1-D9HZ	4841-D	Yoke
90	★ E8HT	4602-ZA	E8HZ	4605-AF	2-E8HZ	4635-B	U/Joint	1-D9HZ	4710-B	Cap	1-D9HZ	4841-D	Yoke
90	★ E8HT	4602-AAA	E8HZ	4605-FE	2-E8HZ	4635-B	U/Joint	1-D9HZ	4710-B	Cap	1-D9HZ	4841-D	Yoke
90	★ E8HT	4602-ABA	E8HZ	4605-AG	2-E8HZ	4635-B	U/Joint	1-D9HZ	4710-B	Cap	1-D9HZ	4841-D	Yoke
90	★ E8HT	4602-ACA	E8HZ	4605-AH	2-E8HZ	4635-B	U/Joint	1-D9HZ	4710-B	Cap	1-D9HZ	4841-D	Yoke
90	★ E8HT	4602-ADA	E8HZ	4605-AJ	2-E8HZ	4635-B	U/Joint	1-D9HZ	4710-B	Cap	1-D9HZ	4841-D	Yoke
90	★ E8HT	4602-AEA	E8HZ	4605-CY	2-E8HZ	4635-B	U/Joint	1-D9HZ	4710-B	Cap	1-D9HZ	4841-D	Yoke
90	★ E8HT	4602-AFA	E8HZ	4605-CZ	2-E8HZ	4635-B	U/Joint	1-D9HZ	4710-B	Cap	1-D9HZ	4841-D	Yoke
90	★ E8HT	4602-AGA	E8HZ	4605-FG	2-E8HZ	4635-B	U/Joint	1-D9HZ	4710-B	Cap	1-D9HZ	4841-D	Yoke
90	★ E8HT	4602-AHA	E8HZ	4605-DA	2-E8HZ	4635-B	U/Joint	1-D9HZ	4710-B	Cap	1-D9HZ	4841-D	Yoke
90	★ E8HT	4602-AJA	E8HZ	4605-CF	2-E8HZ	4635-B	U/Joint	1-D9HZ	4710-B	Cap	1-D9HZ	4841-D	Yoke
90	★ E8HT	4602-AKA	E8HZ	4605-DB	2-E8HZ	4635-B	U/Joint	1-D9HZ	4710-B	Cap	1-D9HZ	4841-D	Yoke
90	★ E8HT	4602-ALA	E8HZ	4605-DC	2-E8HZ	4635-B	U/Joint	1-D9HZ	4710-B	Cap	1-D9HZ	4841-D	Yoke
90	★ E8HT	4602-AMA	E8HZ	4605-DD	2-E8HZ	4635-B	U/Joint	1-D9HZ	4710-B	Cap	1-D9HZ	4841-D	Yoke
90	★ E8HT	4602-ANA	E8HZ	4605-DE	2-E8HZ	4635-B	U/Joint	1-D9HZ	4710-B	Cap	1-D9HZ	4841-D	Yoke
90	★ E8HT	4602-ARA	E8HZ	4605-DF	2-E8HZ	4635-B	U/Joint	1-D9HZ	4710-B	Cap	1-D9HZ	4841-D	Yoke
90	★ E8HT	4602-ASA	E8HZ	4605-DG	2-E8HZ	4635-B	U/Joint	1-D9HZ	4710-B	Cap	1-D9HZ	4841-D	Yoke
90	★ E8HT	4602-ATA	E8HZ	4605-FH	2-E8HZ	4635-B	U/Joint	1-D9HZ	4710-B	Cap	1-D9HZ	4841-D	Yoke
90	★ E8HT	4602-AUA	E8HZ	4605-FJ	2-E8HZ	4635-B	U/Joint	1-D9HZ	4710-B	Cap	1-D9HZ	4841-D	Yoke
90	★ E8HT	4602-AVA	E9HZ	4605-AM	2-E8HZ	4635-B	U/Joint	1-D9HZ	4710-B	Cap	1-D9HZ	4841-D	Yoke
90	★ E8HT	4602-AYA	E9HZ	4605-AN	2-E8HZ	4635-B	U/Joint	1-D9HZ	4710-B	Cap	1-D9HZ	4841-D	Yoke
90	★ E8HT	4602-BCA	E8HZ	4605-CR	2-E8HZ	4635-B	U/Joint	1-D9HZ	4710-B	Cap	1-D9HZ	4841-D	Yoke
90	★ E8HT	4602-BDA	E8HZ	4605-AW	2-E8HZ	4635-B	U/Joint	1-D9HZ	4710-B	Cap	1-D9HZ	4841-D	Yoke
90	★ E8HT	4602-BEA	E8HZ	4605-AX	2-E8HZ	4635-B	U/Joint	1-D9HZ	4710-B	Cap	1-D9HZ	4841-D	Yoke
90	★ E8HT	4602-BFA	E8HZ	4605-AY	2-E8HZ	4635-B	U/Joint	1-D9HZ	4710-B	Cap	1-D9HZ	4841-D	Yoke
90	★ E8HT	4602-BGA	E8HZ	4605-AZ	2-E8HZ	4635-B	U/Joint	1-D9HZ	4710-B	Cap	1-D9HZ	4841-D	Yoke
90	★ E8HT	4602-BHA	E8HZ	4605-CG	2-E8HZ	4635-B	U/Joint	1-D9HZ	4710-B	Cap	1-D9HZ	4841-D	Yoke
90	★ E8HT	4602-BJA	E8HZ	4605-BA	2-E8HZ	4635-B	U/Joint	1-D9HZ	4710-B	Cap	1-D9HZ	4841-D	Yoke
90	★ E8HT	4602-BKA	E8HZ	4605-BB	2-E8HZ	4635-B	U/Joint	1-D9HZ	4710-B	Cap	1-D9HZ	4841-D	Yoke
90	★ E8HT	4602-BLA	E8HZ	4605-BC	2-E8HZ	4635-B	U/Joint	1-D9HZ	4710-B	Cap	1-D9HZ	4841-D	Yoke
90	★ E8HT	4602-BMA	E8HZ	4605-BD	2-E8HZ	4635-B	U/Joint	1-D9HZ	4710-B	Cap	1-D9HZ	4841-D	Yoke

1990/
TRUCK SERIES 600/900

DRIVE and COUPLING SHAFT COMPONENT PARTS LISTS

YEAR	COMPLETE SHAFT ASSEMBLY	OPTIONAL COMPONENTS FOR COMPLETE SHAFT ASSEMBLY									
		SHAFT SUB-ASSEMBLY		RELATED PARTS FOR USE WITH SHAFT SUB-ASSEMBLY							
90	★ E8HT 4602-FDA	E8HZ 4605-CV	2-E8HZ 4635-A	U/Joint	1-E3HZ 4710-A	Cap	1-D2HZ 4841-A	Yoke			
90	★ E8HT 4602-FEA	E8HZ 4605-EB	2-E8HZ 4635-A	U/Joint	1-E3HZ 4710-A	Cap	1-D2HZ 4841-A	Yoke			
90	★ E8HT 4602-FFA	E8HZ 4605-EC	2-E8HZ 4635-A	U/Joint	1-E3HZ 4710-A	Cap	1-D2HZ 4841-A	Yoke			
90	★ E8HT 4602-FGA	E8HZ 4605-ED	2-E8HZ 4635-A	U/Joint	1-E3HZ 4710-A	Cap	1-D2HZ 4841-A	Yoke			
90	★ E8HT 4602-FHA	E8HZ 4605-EE	2-E8HZ 4635-A	U/Joint	1-E3HZ 4710-A	Cap	1-D2HZ 4841-A	Yoke			
90	★ E8HT 4602-FJA	E8HZ 4605-EF	2-E8HZ 4635-A	U/Joint	1-E3HZ 4710-A	Cap	1-D2HZ 4841-A	Yoke			
90	★ E8HT 4602-FKA	E8HZ 4605-EG	2-E8HZ 4635-A	U/Joint	1-E3HZ 4710-A	Cap	1-D2HZ 4841-A	Yoke			
90	★ E8HT 4602-FLA	E8HZ 4605-FP	2-E8HZ 4635-A	U/Joint	1-E3HZ 4710-A	Cap	1-D2HZ 4841-A	Yoke			
90	★ E8HT 4602-FMA	E8HZ 4605-FR	2-E8HZ 4635-A	U/Joint	1-E3HZ 4710-A	Cap	1-D2HZ 4841-A	Yoke			
90	★ E8HT 4602-FNA	E9HZ 4605-T	2-E8HZ 4635-A	U/Joint	1-E3HZ 4710-A	Cap	1-D2HZ 4841-A	Yoke			
90	★ E8HT 4602-FRA	E9HZ 4605-AR	2-E8HZ 4635-A	U/Joint	1-E3HZ 4710-A	Cap	1-D2HZ 4841-A	Yoke			
90	★ E8HT 4602-FYA	E8HZ 4605-H	2-E8HZ 4635-A	U/Joint	1-E3HZ 4710-A	Cap	1-D2HZ 4841-A	Yoke			
90	★ E8HT 4602-FZA	E8HZ 4605-J	2-E8HZ 4635-A	U/Joint	1-E3HZ 4710-A	Cap	1-D2HZ 4841-A	Yoke			
90	★ E8HT 4602-GAA	E8HZ 4605-K	2-E8HZ 4635-A	U/Joint	1-E3HZ 4710-A	Cap	1-D2HZ 4841-A	Yoke			
90	★ E8HT 4602-GBA	E8HZ 4605-L	2-E8HZ 4635-A	U/Joint	1-E3HZ 4710-A	Cap	1-D2HZ 4841-A	Yoke			
90	★ E8HT 4602-GCA	E8HZ 4605-CL	2-E8HZ 4635-A	U/Joint	1-E3HZ 4710-A	Cap	1-D2HZ 4841-A	Yoke			
90	★ E8HT 4602-GDA	E8HZ 4605-M	2-E8HZ 4635-A	U/Joint	1-E3HZ 4710-A	Cap	1-D2HZ 4841-A	Yoke			
90	★ E8HT 4602-GEA	E8HZ 4605-N	2-E8HZ 4635-A	U/Joint	1-E3HZ 4710-A	Cap	1-D2HZ 4841-A	Yoke			
90	★ E8HT 4602-GFA	E8HZ 4605-FS	2-E8HZ 4635-A	U/Joint	1-E3HZ 4710-A	Cap	1-D2HZ 4841-A	Yoke			
90	★ E8HT 4602-GGA	E8HZ 4605-P	2-E8HZ 4635-A	U/Joint	1-E3HZ 4710-A	Cap	1-D2HZ 4841-A	Yoke			
90	★ E8HT 4602-GHA	E8HZ 4605-FT	2-E8HZ 4635-A	U/Joint	1-E3HZ 4710-A	Cap	1-D2HZ 4841-A	Yoke			
90	★ E8HT 4602-GJA	E8HZ 4605-R	2-E8HZ 4635-A	U/Joint	1-E3HZ 4710-A	Cap	1-D2HZ 4841-A	Yoke			
90	★ E8HT 4602-GKA	E8HZ 4605-S	2-E8HZ 4635-A	U/Joint	1-E3HZ 4710-A	Cap	1-D2HZ 4841-A	Yoke			
90	★ E8HT 4602-GLA	E8HZ 4605-T	2-E8HZ 4635-A	U/Joint	1-E3HZ 4710-A	Cap	1-D2HZ 4841-A	Yoke			
90	★ E8HT 4602-GMA	E8HZ 4605-U	2-E8HZ 4635-A	U/Joint	1-E3HZ 4710-A	Cap	1-D2HZ 4841-A	Yoke			
90	★ E8HT 4602-GNA	E8HZ 4605-V	2-E8HZ 4635-A	U/Joint	1-E3HZ 4710-A	Cap	1-D2HZ 4841-A	Yoke			
90	★ E8HT 4602-GRA	E8HZ 4605-C	2-E8HZ 4635-A	U/Joint	1-E3HZ 4710-A	Cap	1-D2HZ 4841-A	Yoke			
90	★ E8HT 4602-GSA	E8HZ 4605-D	2-E8HZ 4635-A	U/Joint	1-E3HZ 4710-A	Cap	1-D2HZ 4841-A	Yoke			
90	★ E8HT 4602-GTA	E8HZ 4605-EH	2-E8HZ 4635-A	U/Joint	1-E3HZ 4710-A	Cap	1-D2HZ 4841-A	Yoke			
90	★ E8HT 4602-GUA	E8HZ 4605-E	2-E8HZ 4635-A	U/Joint	1-E3HZ 4710-A	Cap	1-D2HZ 4841-A	Yoke			
90	★ E8HT 4602-GVA	E8HZ 4605-F	2-E8HZ 4635-A	U/Joint	1-E3HZ 4710-A	Cap	1-D2HZ 4841-A	Yoke			
90	★ E8HT 4602-GYA	E8HZ 4605-G	2-E8HZ 4635-A	U/Joint	1-E3HZ 4710-A	Cap	1-D2HZ 4841-A	Yoke			
90	★ E8HT 4602-GZA	E8HZ 4605-EJ	2-E8HZ 4635-A	U/Joint	1-E3HZ 4710-A	Cap	1-D2HZ 4841-A	Yoke			
90	★ E8HT 4602-HAA	E8HZ 4605-EK	2-E8HZ 4635-A	U/Joint	1-E3HZ 4710-A	Cap	1-D2HZ 4841-A	Yoke			
90	★ E8HT 4602-HBA	E8HZ 4605-EL	2-E8HZ 4635-A	U/Joint	1-E3HZ 4710-A	Cap	1-D2HZ 4841-A	Yoke			
90	★ E8HT 4602-HCA	E8HZ 4605-EN	2-E8HZ 4635-A	U/Joint	1-E3HZ 4710-A	Cap	1-D2HZ 4841-A	Yoke			
90	★ E8HT 4602-HDA	E8HZ 4605-EP	2-E8HZ 4635-A	U/Joint	1-E3HZ 4710-A	Cap	1-D2HZ 4841-A	Yoke			
90	★ E8HT 4602-HEA	E8HZ 4605-ER	2-E8HZ 4635-A	U/Joint	1-E3HZ 4710-A	Cap	1-D2HZ 4841-A	Yoke			
90	★ E8HT 4602-HFA	E8HZ 4605-ES	2-E8HZ 4635-A	U/Joint	1-E3HZ 4710-A	Cap	1-D2HZ 4841-A	Yoke			
90	★ E8HT 4602-HGA	E8HZ 4605-ET	2-E8HZ 4635-A	U/Joint	1-E3HZ 4710-A	Cap	1-D2HZ 4841-A	Yoke			
90	★ E8HT 4602-HHA	E8HZ 4605-EU	2-E8HZ 4635-A	U/Joint	1-E3HZ 4710-A	Cap	1-D2HZ 4841-A	Yoke			
90	★ E8HT 4602-HJA	E8HZ 4605-EM	2-E8HZ 4635-A	U/Joint	1-E3HZ 4710-A	Cap	1-D2HZ 4841-A	Yoke			
90	★ E8HT 4602-HKA	E8HZ 4605-EV	2-E8HZ 4635-A	U/Joint	1-E3HZ 4710-A	Cap	1-D2HZ 4841-A	Yoke			
90	★ E8HT 4602-HLA	E8HZ 4605-EW	2-E8HZ 4635-A	U/Joint	1-E3HZ 4710-A	Cap	1-D2HZ 4841-A	Yoke			
90	★ E8HT 4602-HMA	E8HZ 4605-EX	2-E8HZ 4635-A	U/Joint	1-E3HZ 4710-A	Cap	1-D2HZ 4841-A	Yoke			
90	★ E8HT 4602-HNA	E8HZ 4605-EY	2-E8HZ 4635-A	U/Joint	1-E3HZ 4710-A	Cap	1-D2HZ 4841-A	Yoke			
90	★ E8HT 4602-HRA	E8HZ 4605-EZ	2-E8HZ 4635-A	U/Joint	1-E3HZ 4710-A	Cap	1-D2HZ 4841-A	Yoke			
90	★ E8HT 4602-HSA	E8HZ 4605-FV	2-E8HZ 4635-A	U/Joint	1-E3HZ 4710-A	Cap	1-D2HZ 4841-A	Yoke			
90	★ E8HT 4602-HTA	E8HZ 4605-FW	2-E8HZ 4635-A	U/Joint	1-E3HZ 4710-A	Cap	1-D2HZ 4841-A	Yoke			
90	★ E8HT 4602-HUA	E9HZ 4605-V	2-E8HZ 4635-A	U/Joint	1-E3HZ 4710-A	Cap	1-D2HZ 4841-A	Yoke			
90	★ E8HT 4602-HVA	E9HZ 4605-W	2-E8HZ 4635-A	U/Joint	1-E3HZ 4710-A	Cap	1-D2HZ 4841-A	Yoke			
90	★ E8HT 4602-HYA	E9HZ 4605-AS	2-E8HZ 4635-A	U/Joint	1-E3HZ 4710-A	Cap	1-D2HZ 4841-A	Yoke			
90	★ E8HT 4602-JSA	E8HZ 4605-FX	2-E8HZ 4635-A	U/Joint	1-E3HZ 4710-A	Cap	1-D2HZ 4841-A	Yoke			
90	★ E8HT 4602-JTA	E8HZ 4605-CM	2-E8HZ 4635-A	U/Joint	1-E3HZ 4710-A	Cap	1-D2HZ 4841-A	Yoke			
90	★ E8HT 4602-JUA	E8HZ 4605-CW	2-E7HZ 4635-A	U/Joint	1-D9HZ 4710-B	Cap	1-C6TZ 4841-N	Yoke			

1990/
TRUCK SERIES 600/900

DRIVE and COUPLING SHAFT COMPONENT PARTS LISTS

YEAR	COMPLETE SHAFT ASSEMBLY	SHAFT SUB-ASSEMBLY	OPTIONAL COMPONENTS FOR COMPLETE SHAFT ASSEMBLY									
			RELATED PARTS FOR USE WITH SHAFT SUB-ASSEMBLY									
90	★ E8HT 4602-JVA	E8HZ 4605-FY	2-E8HZ 4635-A	U/Joint	1-E3HZ 4710-A	Cap	1-D2HZ 4841-A	Yoke				
90	★ E8HT 4602-JYA	E9HZ 4605-D	2-E8HZ 4635-A	U/Joint	1-E3HZ 4710-A	Cap	1-D2HZ 4841-A	Yoke				
90	★ E8HT 4602-JZA	E8HZ 4605-FZ	2-E8HZ 4635-A	U/Joint	1-E3HZ 4710-A	Cap	1-D2HZ 4841-A	Yoke				
90	★ E8HT 4602-KAA	E8HZ 4605-GA	2-E8HZ 4635-A	U/Joint	1-E3HZ 4710-A	Cap	1-D2HZ 4841-A	Yoke				
90	★ E8HT 4602-KBA	E8HZ 4605-GB	2-E8HZ 4635-A	U/Joint	1-E3HZ 4710-A	Cap	1-D2HZ 4841-A	Yoke				
90	★ E8HT 4602-KCA	E8HZ 4605-GC	2-E8HZ 4635-A	U/Joint	1-E3HZ 4710-A	Cap	1-D2HZ 4841-A	Yoke				
90	★ E8HT 4602-KDA	E8HZ 4605-GD	2-E8HZ 4635-A	U/Joint	1-E3HZ 4710-A	Cap	1-D2HZ 4841-A	Yoke				
90	★ E8HT 4602-KEA	E9HZ 4605-X	2-E7HZ 4635-A	U/Joint	1-D9HZ 4710-B	Cap	1-C6TZ 4841-N	Yoke				
90	★ E8HT 4602-KFA	E9HZ 4605-Y	2-E7HZ 4635-A	U/Joint	1-D9HZ 4710-B	Cap	1-C6TZ 4841-N	Yoke				
90	★ E9HT 4602-NSA	E9HZ 4605-Z	2-E7HZ 4635-B	U/Joint	1-E1HZ 4710-B	Cap	1-D4HZ 4841-E	Yoke				
90	★ E9HT 4602-NTA	E9HZ 4605-AA	2-E8HZ 4635-A	U/Joint	1-E3HZ 4710-A	Cap	1-D2HZ 4841-A	Yoke				
90	★ E9HT 4602-NUA	E9HZ 4605-AB	2-E8HZ 4635-A	U/Joint	1-E3HZ 4710-A	Cap	1-D2HZ 4841-A	Yoke				
90	★ E9HT 4602-NVA	E9HZ 4605-AC	2-E8HZ 4635-A	U/Joint	1-E3HZ 4710-A	Cap	1-D2HZ 4841-A	Yoke				
90	★ E9HT 4602-NYA	E9HZ 4605-AD	2-E8HZ 4635-A	U/Joint	1-E3HZ 4710-A	Cap	1-D2HZ 4841-A	Yoke				
90	★ E9HT 4602-NZA	E9HZ 4605-AE	2-E7HZ 4635-B	U/Joint	1-E1HZ 4710-B	Cap	1-D4HZ 4841-E	Yoke				
90	★ E9HT 4602-RAA	E9HZ 4605-AF	2-E8HZ 4635-A	U/Joint	1-E3HZ 4710-A	Cap	1-D2HZ 4841-A	Yoke				
90	★ E9HT 4602-RBA	E9HZ 4605-AT	2-E8HZ 4635-A	U/Joint	1-E3HZ 4710-A	Cap	1-D2HZ 4841-A	Yoke				
90	★ E9HT 4602-RCA	E9HZ 4605-AV	2-E8HZ 4635-A	U/Joint	1-E3HZ 4710-A	Cap	1-D2HZ 4841-A	Yoke				
90	★ E9HT 4602-REA	E9HZ 4605-AW	2-E8HZ 4635-A	U/Joint	1-E3HZ 4710-A	Cap	1-D2HZ 4841-A	Yoke				
90	★ E9HT 4602-RGA	E9HZ 4605-AG	2-E8HZ 4635-A	U/Joint	1-E3HZ 4710-A	Cap	1-D2HZ 4841-A	Yoke				
90	★ E9HT 4602-RJA	E9HZ 4605-AX	1-D9HZ 4342-A 1-D9HZ 4343-A	Washer Seal	2-D9HZ 4635-A 1-D9HZ 4710-A	U/Joint Cap	1-D9HZ 4841-A	Yoke				
90	★ E9HT 4602-RKA	E9HZ 4605-AY	1-D9HZ 4342-A 1-D9HZ 4343-A	Washer Seal	2-D9HZ 4635-A 1-D9HZ 4710-A	U/Joint Cap	1-D9HZ 4841-A	Yoke				
90	★ E9HT 4602-RLA	E9HZ 4605-AZ	2-E8HZ 4635-B	U/Joint	1-D9HZ 4710-B	Cap	1-D9HZ 4841-D	Yoke				
90	★ E9HT 4602-RMA	E9HZ 4605-BA	2-E8HZ 4635-A	U/Joint	1-E3HZ 4710-A	Cap	1-D2HZ 4841-A	Yoke				
90	★ E9HT 4602-RNA	E9HZ 4605-BB	2-E8HZ 4635-A	U/Joint	1-E3HZ 4710-A	Cap	1-D2HZ 4841-A	Yoke				
90	★ E9HT 4602-RRA	E9HZ 4605-BC	2-E8HZ 4635-A	U/Joint	1-E3HZ 4710-A	Cap	1-D2HZ 4841-A	Yoke				
90	★ E9HT 4602-RSA	E9HZ 4605-BD	2-E8HZ 4635-A	U/Joint	1-E3HZ 4710-A	Cap	1-D2HZ 4841-A	Yoke				
90	★ E9HT 4602-RTA	E9HZ 4605-BE	2-E8HZ 4635-A	U/Joint	1-E3HZ 4710-A	Cap	1-D2HZ 4841-A	Yoke				
90	★ E9HT 4602-RUA	E9HZ 4605-BF	2-E8HZ 4635-B	U/Joint	1-D9HZ 4710-B	Cap	1-D9HZ 4841-D	Yoke				
90	★ E9HT 4602-RVA	E9HZ 4605-BG	2-E8HZ 4635-A	U/Joint	1-E3HZ 4710-A	Cap	1-D2HZ 4841-A	Yoke				
90	★ E9HT 4602-RYA	E9HZ 4605-BH	2-E8HZ 4635-A	U/Joint	1-E3HZ 4710-A	Cap	1-D2HZ 4841-A	Yoke				
90	★ E9HT 4602-RZA	E9HZ 4605-BJ	2-E7HZ 4635-B	U/Joint	1-E1HZ 4710-B	Cap	1-D4HZ 4841-E	Yoke				
90	★ E9HT 4602-SAA	E9HZ 4605-BK	2-E8HZ 4635-A	U/Joint	1-E3HZ 4710-A	Cap	1-D2HZ 4841-A	Yoke				
90	★ E9HT 4602-SBA	E9HZ 4605-BL	2-E8HZ 4635-A	U/Joint	1-E3HZ 4710-A	Cap	1-D2HZ 4841-A	Yoke				
90	★ E9HT 4602-SCA	E9HZ 4605-BM	2-E7HZ 4635-A	U/Joint	1-D9HZ 4710-B	Cap	1-C6TZ 4841-N	Yoke				
90	★ E9HT 4602-SDA	E9HZ 4605-BN	2-E7HZ 4635-A	U/Joint	1-D9HZ 4710-B	Cap	1-C6TZ 4841-N	Yoke				
90	★ E9HT 4602-SEA	E9HZ 4605-BP	2-E8HZ 4635-A	U/Joint	1-E3HZ 4710-A	Cap	1-D2HZ 4841-A	Yoke				
90	★ E9HT 4602-SFA	E9HZ 4605-BR	2-E8HZ 4635-A	U/Joint	1-E3HZ 4710-A	Cap	1-D2HZ 4841-A	Yoke				
90	★ E9HT 4602-SGA	E9HZ 4605-BS	2-E7HZ 4635-A	U/Joint	1-D9HZ 4710-B	Cap	1-C6TZ 4841-N	Yoke				
90	★ E9HT 4602-SHA	E9HZ 4605-BT	2-E8HZ 4635-A	U/Joint	1-E3HZ 4710-A	Cap	1-D2HZ 4841-A	Yoke				
90	★ E9HT 4602-SJA	E9HZ 4605-BV	2-E8HZ 4635-B	U/Joint	1-D9HZ 4710-B	Cap	1-D9HZ 4841-D	Yoke				
90	★ E9HT 4602-SMA	E9HZ 4605-BW	2-E8HZ 4635-A	U/Joint	1-E3HZ 4710-A	Cap	1-D2HZ 4841-A	Yoke				
90	★ E9HT 4602-SRA	E9HZ 4605-BX	2-E8HZ 4635-A	U/Joint	1-E3HZ 4710-A	Cap	1-D2HZ 4841-A	Yoke				
90	★ 87HU 4602-CA	E7HZ 4605-EP	2-E7HZ 4635-B	U/Joint	1-D4HZ 4841-E	Yoke						
90	★ 87HU 4602-DA	E7HZ 4605-EM	2-E7HZ 4635-B	U/Joint	1-D4HZ 4841-E	Yoke						
90	★ 87HU 4602-EA	E7HZ 4605-EL	2-E7HZ 4635-A	U/Joint	1-C6TZ 4841-N	Yoke						
90	★ 87HU 4602-HA	E7HZ 4605-EN	2-E7HZ 4635-B	U/Joint	1-D4HZ 4841-E	Yoke						
90	★ 87HU 4602-FA	E7HZ 4605-ER	2-E7HZ 4635-A	U/Joint	1-C6TZ 4841-N	Yoke						

1990/
TRUCK SERIES 600/900

DRIVE and COUPLING SHAFT COMPONENT PARTS LISTS										
YEAR	COMPLETE SHAFT ASSEMBLY	OPTIONAL COMPONENTS FOR COMPLETE SHAFT ASSEMBLY								
		SHAFT SUB-ASSEMBLY			RELATED PARTS FOR USE WITH SHAFT SUB-ASSEMBLY					

COUPLING SHAFT and INTERMEDIATE COUPLING SHAFT PARTS LISTS

† Use 383951-S2 bolt (3/4"-16-1 1/2") and 34797-S2 lockwasher
 % Use 304771-S2 bolt (3/4"-16-1 1/2") and 34797-S2 lock washer
 ⊕ Use 383951-S2 bolt (3/4"-16-1 1/2")

NOTE 1- Coupling shaft does not require support bearing collar--(discard)
 NOTE 2- Coupling shaft requires one of the two bearing baffles--(discard one only)

90	★ C9HZ	4817-F	C9HZ	4816-F	1-C1TZ	4635-A	U/Joint	1-D4TZ	4800-C	Support assy. (center bearing)
90	★ DOHZ	4817-AT	DOHZ	4816-AT	1-C1TZ	4635-A	U/Joint	1-C1TT	4865-B	Flange
					1-D4TZ	4800-C	Support assy. (center bearing)			
90	★ DOHZ	4817-AU	DOHZ	4816-AU	1-C1TZ	4635-A	U/Joint	1-C1TT	4865-B	Flange
					1-D4TZ	4800-C	Support assy. (center bearing)			
90	★ DOHZ	4817-DD	DOHZ	4816-DD	1-C1TZ	4635-A	U/Joint	1-D4TZ	4800-C	Support assy. (center bearing)
90	★ DOHZ	4817-DE	DOHZ	4816-DE	1-C1TZ	4635-A	U/Joint	1-D4TZ	4800-C	Support assy. (center bearing)
90	★ DOHZ	4817-DF	DOHZ	4816-DF	1-C1TZ	4635-A	U/Joint	1-D4TZ	4800-C	Support assy. (center bearing)
90	★ DOHZ	4817-DG	DOHZ	4816-DG	1-C1TZ	4635-A	U/Joint	1-D4TZ	4800-C	Support assy. (center bearing)
90	★ DOHZ	4817-DH	DOHZ	4816-DH	1-C1TZ	4635-A	U/Joint	1-D4TZ	4800-C	Support assy. (center bearing)
90	★ DOHZ	4817-DJ	DOHZ	4816-DJ	1-C1TZ	4635-A	U/Joint	1-D4TZ	4800-C	Support assy. (center bearing)
90	★ DOHZ	4817-DK	DOHZ	4816-DK	1-C1TZ	4635-A	U/Joint	1-D4TZ	4800-C	Support assy. (center bearing)
90	★ DOHZ	4817-EC	DOHZ	4816-EC	1-C1TZ	4635-A	U/Joint	1-C1TT	4865-B	Flange
					1-D4TZ	4800-C	Support assy. (center bearing)			
90	★ DOHZ	4817-EE	DOHZ	4816-EE	1-C1TZ	4635-A	U/Joint	1-D4TZ	4800-C	Support assy. (center bearing)
90	★ DOHZ	4817-EF	DOHZ	4816-EF	1-C1TZ	4635-A	U/Joint	1-D4TZ	4800-C	Support assy. (center bearing)
90	★ DOHZ	4817-EG	DOHZ	4816-EG	1-C1TZ	4635-A	U/Joint	1-D4TZ	4800-C	Support assy. (center bearing)
90	★ DOHZ	4817-EH	DOHZ	4816-EH	1-C1TZ	4635-A	U/Joint	1-D4TZ	4800-C	Support assy. (center bearing)
90	★ DOHZ	4817-EJ	DOHZ	4816-EJ	1-C1TZ	4635-A	U/Joint	1-D4TZ	4800-C	Support assy. (center bearing)
90	★ DOHZ	4817-EL	DOHZ	4816-EL	1-C1TZ	4635-A	U/Joint	1-D4TZ	4800-C	Support assy. (center bearing)
90	★ DOHZ	4817-ET	DOHZ	4816-ET	1-C1TZ	4635-A	U/Joint	1-D4TZ	4800-C	Support assy. (center bearing)
90	★ DOHZ	4817-EV	DOHZ	4816-EV	1-C1TZ	4635-A	U/Joint	1-D4TZ	4800-C	Support assy. (center bearing)
90	★ DOTZ	4817-Y	DOTZ	4816-Y	1-C1TZ	4635-A	U/Joint	1-D4TZ	4800-C	Support assy. (center bearing)
90	★ DIHZ	4817-E	DIHZ	4816-E	1-C1TZ	4635-A	U/Joint	1-D4TZ	4800-C	Support assy. (center bearing)
90	★ D2HA	4817-DRA	D8HZ	4816-DJ	1-D2HZ	4635-A	U/Joint	1-D4TZ	4800-J	Support assy. (center bearing)
					1-D3HZ	4637-A	Washer	1-D2HZ	4865-A	Flange
90	★ D2HA	4817-DKA	D8HZ	4816-DK	1-D2HZ	4635-A	U/Joint	1-D4TZ	4800-J	Support assy. (center bearing)
					1-D3HZ	4637-A	Washer	1-D2HZ	4865-A	Flange
90	★ D2HA	4817-DLA	D5HZ	4816-ABB	1-D2HZ	4635-A	U/Joint	1-D4TZ	4800-J	Support assy. (center bearing)
					1-D3HZ	4637-A	Washer	1-D2HZ	4865-A	Flange
90	★ D2HA	4817-DNA	EOHZ	4816-ER	1-D2HZ	4635-A	U/Joint	1-D4TZ	4800-J	Support assy. (center bearing)
					1-D3HZ	4637-A	Washer	1-D2HZ	4865-A	Flange
90	D2HA	4817-FHA	D8HZ	4816-AB	1-D3TZ	4635-B	U/Joint	1-C6TZ	4865-B	Flange
					1-D4TZ	4800-G	Support assy. (center bearing)			
90	★ D2HA	4817-FJA	E6HZ	4816-F	1-D3TZ	4635-B	U/Joint	1-C6TZ	4865-B	Flange
					1-D4TZ	4800-G	Support assy. (center bearing)			
90	★ D2HA	4817-FMA	D8HZ	4816-AC	1-D3TZ	4635-B	U/Joint	1-C6TZ	4865-B	Flange
					1-D4TZ	4800-G	Support assy. (center bearing)			
90	D2HA	4817-FNA	D6HZ	4816-AG	1-D3TZ	4635-B	U/Joint	1-C6TZ	4865-B	Flange
					1-D4TZ	4800-G	Support assy. (center bearing)			
90	★ D2HA	4817-GFA	E6HZ	4816-N	1-D3TZ	4635-B	U/Joint	1-C6TZ	4865-B	Flange

1990/
TRUCK SERIES 600/900

DRIVE and COUPLING SHAFT COMPONENT PARTS LISTS

YEAR	COMPLETE SHAFT ASSEMBLY	OPTIONAL COMPONENTS FOR COMPLETE SHAFT ASSEMBLY		
		SHAFT SUB-ASSEMBLY	RELATED PARTS FOR USE WITH SHAFT SUB-ASSEMBLY	

COUPLING SHAFT and INTERMEDIATE COUPLING SHAFT PARTS LISTS — Cont'd

Notes: † Use 383951-S2 bolt (3/4"-16-1 1/2") and 34797-S2 lockwasher
 % Use 304771-S2 bolt (3/4"-16-1 1/2") and 34797-S2 lock washer
 ⊕ Use 383951-S2 bolt (3/4"-16-1 1/2")

NOTE 1- Coupling shaft does not require support bearing collar-(discard)
 NOTE 2- Coupling shaft requires one of the two bearing baffles-(discard one only)

				1-D4TZ	4800-G	Support assy. (center bearing)			
90	★ D2HA	4817-GGA	D8HZ 4816-CK	1-D3TZ	4635-B	U/Joint	1-C6TZ	4865-B	Flange
				1-D4TZ	4800-G	Support assy. (center bearing)			
90	★ D2HA	4817-GHA	E6HZ 4816-H	1-D3TZ	4635-B	U/Joint	1-C6TZ	4865-B	Flange
				1-D4TZ	4800-G	Support assy. (center bearing)			
90	★ D2HZ	4817-E	D2HZ 4816-E	1-C1TZ	4635-A	U/Joint	1-C1TT	4865-B	Flange
				1-D4TZ	4800-C	Support assy. (center bearing)			
90	★ D2HZ	4817-L	D2HZ 4816-L	1-D2HZ	4635-A	U/Joint	1-D4TZ	4800-J	Support assy. (center bearing)
				1-D3HZ	4637-A	Washer	1-D2HZ	4865-A	Flange
90	★ D3HA	4817-ARA	D4HZ 4816-CK	1-D3TZ	4635-B	U/Joint	1-C6TZ	4865-B	Flange
				1-D4TZ	4800-G	Support assy. (center bearing)			
90	★ D3HA	4817-AVA	D4HZ 4816-CN	1-D3TZ	4635-B	U/Joint	1-C6TZ	4865-B	Flange
				1-D4TZ	4800-G	Support assy. (center bearing)			
90	★ D3HA	4817-AYA	D3HZ 4816-C	1-D3TZ	4635-B	U/Joint	1-C6TZ	4865-B	Flange
				1-D4TZ	4800-G	Support assy. (center bearing)			
90	★ D3HA	4817-AZA	D3HZ 4816-D	1-D3TZ	4635-B	U/Joint	1-C6TZ	4865-B	Flange
				1-D4TZ	4800-G	Support assy. (center bearing)			
90	★ D3HA	4817-BFA	D4HZ 4816-CP	1-D3TZ	4635-B	U/Joint	1-C6TZ	4865-B	Flange
				1-D4TZ	4800-G	Support assy. (center bearing)			
90	★ D3HA	4817-BJA	D4HZ 4816-L	1-D3TZ	4635-B	U/Joint	1-C6TZ	4865-B	Flange
				1-D4TZ	4800-G	Support assy. (center bearing)			
90	★ D3HA	4817-BMA	D4HZ 4816-P	1-D3TZ	4635-B	U/Joint	1-C6TZ	4865-B	Flange
				1-D4TZ	4800-G	Support assy. (center bearing)			
90	★ D3HA	4817-BNA	D4HZ 4816-CS	1-D3TZ	4635-B	U/Joint	1-C6TZ	4865-B	Flange
				1-D4TZ	4800-G	Support assy. (center bearing)			
90	★ D3HA	4817-BRA	D4HZ 4816-CT	1-D3TZ	4635-B	U/Joint	1-C6TZ	4865-B	Flange
				1-D4TZ	4800-G	Support assy. (center bearing)			
90	★ D3HA	4817-BSA	D4HZ 4816-CU	1-D3TZ	4635-B	U/Joint	1-C6TZ	4865-B	Flange
				1-D4TZ	4800-G	Support assy. (center bearing)			
90	★ D3HA	4817-BTA	D4HZ 4816-CV	1-D3TZ	4635-B	U/Joint	1-C6TZ	4865-B	Flange
				1-D4TZ	4800-G	Support assy. (center bearing)			
90	★ D3HA	4817-BUA	D4HZ 4816-CW	1-D3TZ	4635-B	U/Joint	1-C6TZ	4865-B	Flange
				1-D4TZ	4800-G	Support assy. (center bearing)			
90	★ D3HA	4817-BVA	D4HZ 4816-CX	1-D3TZ	4635-B	U/Joint	1-C6TZ	4865-B	Flange
				1-D4TZ	4800-G	Support assy. (center bearing)			
90	★ D3HA	4817-BYA	D4HZ 4816-CY	1-D3TZ	4635-B	U/Joint	1-C6TZ	4865-B	Flange
				1-D4TZ	4800-G	Support assy. (center bearing)			
90	★ D3HA	4817-BZA	D4HZ 4816-CZ	1-D3TZ	4635-B	U/Joint	1-C6TZ	4865-B	Flange
				1-D4TZ	4800-G	Support assy. (center bearing)			
90	★ D3HA	4817-CAA	D4HZ 4816-DA	1-D3TZ	4635-B	U/Joint	1-C6TZ	4865-B	Flange
				1-D4TZ	4800-G	Support assy. (center bearing)			
90	★ D3HA	4817-CBA	D4HZ 4816-DB	1-D3TZ	4635-B	U/Joint	1-C6TZ	4865-B	Flange
				1-D4TZ	4800-G	Support assy. (center bearing)			
90	★ D3HA	4817-CDA	D4HZ 4816-DC	1-D3TZ	4635-B	U/Joint	1-C6TZ	4865-B	Flange
				1-D4TZ	4800-G	Support assy. (center bearing)			
90	★ D3HA	4817-DSA	D7HZ 4816-A	1-D3TZ	4635-B	U/Joint	1-C6TZ	4865-B	Flange
				1-D4TZ	4800-G	Support assy. (center bearing)			

1990/
TRUCK SERIES 600/900

DRIVE and COUPLING SHAFT COMPONENT PARTS LISTS										
YEAR	COMPLETE SHAFT ASSEMBLY	OPTIONAL COMPONENTS FOR COMPLETE SHAFT ASSEMBLY								
		SHAFT SUB-ASSEMBLY		RELATED PARTS FOR USE WITH SHAFT SUB-ASSEMBLY						

COUPLING SHAFT and INTERMEDIATE COUPLING SHAFT PARTS LISTS — Cont'd

Notes: † Use 383951-S2 bolt (3/4"-16-1 1/2") and 34797-S2 lockwasher
 % Use 304771-S2 bolt (3/4"-16-1 1/2") and 34797-S2 lock washer
 ⊕ Use 383951-S2 bolt (3/4"-16-1 1/2")

NOTE 1- Coupling shaft does not require support bearing collar-(discard)
 NOTE 2- Coupling shaft requires one of the two bearing baffles-(discard one only)

90	★ D3HA	4817-DYA	E6HZ	4816-J	1-D3TZ	4635-B	U/Joint	1-C6TZ	4865-B	Flange
					1-D4TZ	4800-G	Support assy. (center bearing)			
90	★ D3HA	4817-DZA	D7HZ	4816-AJ	1-D3TZ	4635-B	U/Joint	1-C6TZ	4865-B	Flange
					1-D4TZ	4800-G	Support assy. (center bearing)			
90	★ D3HA	4817-EAA	E0HZ	4816-HS	1-D3TZ	4635-B	U/Joint	1-C6TZ	4865-B	Flange
					1-D4TZ	4800-G	Support assy. (center bearing)			
90	★ D3HA	4817-ECA	E6HZ	4816-G	1-D3TZ	4635-B	U/Joint	1-C6TZ	4865-B	Flange
					1-D4TZ	4800-G	Support assy. (center bearing)			
90	★ D3HA	4817-EDA	D7HZ	4816-B	1-D3TZ	4635-B	U/Joint	1-C6TZ	4865-B	Flange
					1-D4TZ	4800-G	Support assy. (center bearing)			
90	★ D3HA	4817-EKA	E9HZ	4816-AE	1-D3TZ	4635-B	U/Joint	1-C6TZ	4865-B	Flange
					1-D4TZ	4800-G	Support assy. (center bearing)			
90	★ D3HA	4817-FNA	D7HZ	4816-AN	1-D2HZ	4635-A	U/Joint	1-D4TZ	4800-J	Support assy. (center bearing)
					1-D3HZ	4637-A	Washer	1-D2HZ	4865-A	Flange
90	★ D3HA	4817-FRA	D4HZ	4816-DL	1-D2HZ	4635-A	U/Joint	1-D4TZ	4800-J	Support assy. (center bearing)
					1-D3HZ	4637-A	Washer	1-D2HZ	4865-A	Flange
90	★ D3HA	4817-FSA	D4HZ	4816-DM	1-D2HZ	4635-A	U/Joint	1-D4TZ	4800-J	Support assy. (center bearing)
					1-D3HZ	4637-A	Washer	1-D2HZ	4865-A	Flange
90	★ D3HA	4817-FTA	D4HZ	4816-DN	1-D2HZ	4635-A	U/Joint	1-D4TZ	4800-J	Support assy. (center bearing)
					1-D3HZ	4637-A	Washer	1-D2HZ	4865-A	Flange
90	★ D3HA	4817-FUA	D8HZ	4816-BW	1-D2HZ	4635-A	U/Joint	1-D4TZ	4800-J	Support assy. (center bearing)
					1-D3HZ	4637-A	Washer	1-D2HZ	4865-A	Flange
90	★ D3HA	4817-FVA	D4HZ	4816-DP	1-D2HZ	4635-A	U/Joint	1-D4TZ	4800-J	Support assy. (center bearing)
					1-D3HZ	4637-A	Washer	1-D2HZ	4865-A	Flange
90	★ D3HA	4817-FYA	D4HZ	4816-DQ	1-D2HZ	4635-A	U/Joint	1-D4TZ	4800-J	Support assy. (center bearing)
					1-D3HZ	4637-A	Washer	1-D2HZ	4865-A	Flange
90	★ D3HA	4817-FZA	D6HZ	4816-AK	1-D2HZ	4635-A	U/Joint	1-D4TZ	4800-J	Support assy. (center bearing)
					1-D3HZ	4637-A	Washer	1-D2HZ	4865-A	Flange
90	★ D3HA	4817-GAA	D8HZ	4816-AH	1-D2HZ	4635-A	U/Joint	1-D4TZ	4800-J	Support assy. (center bearing)
					1-D3HZ	4637-A	Washer	1-D2HZ	4865-A	Flange
90	★ D3HA	4817-GBA	D4HZ	4816-DR	1-D2HZ	4635-A	U/Joint	1-D4TZ	4800-J	Support assy. (center bearing)
					1-D3HZ	4637-A	Washer	1-D2HZ	4865-A	Flange
90	★ D3HA	4817-GDA	D4HZ	4816-DT	1-D2HZ	4635-A	U/Joint	1-D4TZ	4800-J	Support assy. (center bearing)
					1-D3HZ	4637-A	Washer	1-D2HZ	4865-A	Flange
90	★ D3HA	4817-GEA	D3HZ	4816-S	1-D2HZ	4635-A	U/Joint	1-D4TZ	4800-J	Support assy. (center bearing)
					1-D3HZ	4637-A	Washer	1-D2HZ	4865-A	Flange
90	★ D3HA	4817-GFA	E9HZ	4816-AF	1-D2HZ	4635-A	U/Joint	1-D4TZ	4800-J	Support assy. (center bearing)
					1-D3HZ	4637-A	Washer	1-D2HZ	4865-A	Flange
90	★ D3HA	4817-GGA	D4HZ	4816-DU	1-D2HZ	4635-A	U/Joint	1-D4TZ	4800-J	Support assy. (center bearing)
					1-D3HZ	4637-A	Washer	1-D2HZ	4865-A	Flange
90	★ D3HA	4817-GHA	D5HZ	4816-BD	1-D2HZ	4635-A	U/Joint	1-D4TZ	4800-J	Support assy. (center bearing)
					1-D3HZ	4637-A	Washer	1-D2HZ	4865-A	Flange
90	★ D3HA	4817-GJA	D4HZ	4816-DV	1-D2HZ	4635-A	U/Joint	1-D4TZ	4800-J	Support assy. (center bearing)
					1-D3HZ	4637-A	Washer	1-D2HZ	4865-A	Flange
90	★ D3HA	4817-GKA	D4HZ	4816-DW	1-D2HZ	4635-A	U/Joint	1-D4TZ	4800-J	Support assy. (center bearing)
					1-D3HZ	4637-A	Washer	1-D2HZ	4865-A	Flange
90	★ D3HA	4817-GLA	D4HZ	4816-DX	1-D2HZ	4635-A	U/Joint	1-D4TZ	4800-J	Support assy. (center bearing)
					1-D3HZ	4637-A	Washer	1-D2HZ	4865-A	Flange

1990/
TRUCK SERIES 600/900

DRIVE and COUPLING SHAFT COMPONENT PARTS LISTS

YEAR	COMPLETE SHAFT ASSEMBLY	SHAFT SUB-ASSEMBLY	OPTIONAL COMPONENTS FOR COMPLETE SHAFT ASSEMBLY		
			RELATED PARTS FOR USE WITH SHAFT SUB-ASSEMBLY		

COUPLING SHAFT and INTERMEDIATE COUPLING SHAFT PARTS LISTS — Cont'd

Notes: † Use 383951-S2 bolt (3/4"-16-1 1/2") and 34797-S2 lockwasher
 % Use 304771-S2 bolt (3/4"-16-1 1/2") and 34797-S2 lock washer
 ⊕ Use 383951-S2 bolt (3/4"-16-1 1/2")

NOTE 1- Coupling shaft does not require support bearing collar-(discard)
 NOTE 2- Coupling shaft requires one of the two bearing baffles-(discard one only)

90	★ D3HA	4817-GMA	D8HZ	4816-S	1-D2HZ	4635-A	U/Joint	1-D4TZ	4800-J	Support assy. (center bearing)
					1-D3HZ	4637-A	Washer	1-D2HZ	4865-A	Flange
90	★ D3HA	4817-GNA	D5HZ	4816-BE	1-D2HZ	4635-A	U/Joint	1-D4TZ	4800-J	Support assy. (center bearing)
					1-D3HZ	4637-A	Washer	1-D2HZ	4865-A	Flange
90	★ D3HA	4817-GRA	D7HZ	4816-C	1-D2HZ	4635-A	U/Joint	1-D4TZ	4800-J	Support assy. (center bearing)
					1-D3HZ	4637-A	Washer	1-D2HZ	4865-A	Flange
90	★ D3HA	4817-GSA	D8HZ	4816-Z	1-D2HZ	4635-A	U/Joint	1-D4TZ	4800-J	Support assy. (center bearing)
					1-D3HZ	4637-A	Washer	1-D2HZ	4865-A	Flange
90	★ D3HA	4817-GTA	D8HZ	4816-AA	1-D2HZ	4635-A	U/Joint	1-D4TZ	4800-J	Support assy. (center bearing)
					1-D3HZ	4637-A	Washer	1-D2HZ	4865-A	Flange
90	★ D3HA	4817-GUA	D4HZ	4816-DY	1-D2HZ	4635-A	U/Joint	1-D4TZ	4800-J	Support assy. (center bearing)
					1-D3HZ	4637-A	Washer	1-D2HZ	4865-A	Flange
90	★ D3HA	4817-GVA	D4HZ	4816-DZ	1-D2HZ	4635-A	U/Joint	1-D4TZ	4800-J	Support assy. (center bearing)
					1-D3HZ	4637-A	Washer	1-D2HZ	4865-A	Flange
90	★ D3HA	4817-GYA	D8HZ	4816-U	1-D2HZ	4635-A	U/Joint	1-D4TZ	4800-J	Support assy. (center bearing)
					1-D3HZ	4637-A	Washer	1-D2HZ	4865-A	Flange
90	★ D3HA	4817-GZA	D8HZ	4816-V	1-D2HZ	4635-A	U/Joint	1-D4TZ	4800-J	Support assy. (center bearing)
					1-D3HZ	4637-A	Washer	1-D2HZ	4865-A	Flange
90	★ D3HA	4817-HBA	D8HZ	4816-W	1-D2HZ	4635-A	U/Joint	1-D4TZ	4800-J	Support assy. (center bearing)
					1-D3HZ	4637-A	Washer	1-D2HZ	4865-A	Flange
90	★ D3HA	4817-HCA	E9HZ	4816-AG	1-D2HZ	4635-A	U/Joint	1-D4TZ	4800-J	Support assy. (center bearing)
					1-D3HZ	4637-A	Washer	1-D2HZ	4865-A	Flange
90	★ D3HA	4817-HDA	E9HZ	4816-AH	1-D2HZ	4635-A	U/Joint	1-D4TZ	4800-J	Support assy. (center bearing)
					1-D3HZ	4637-A	Washer	1-D2HZ	4865-A	Flange
90	★ D3HA	4817-HEA	D4HZ	4816-EA	1-D2HZ	4635-A	U/Joint	1-D4TZ	4800-J	Support assy. (center bearing)
					1-D3HZ	4637-A	Washer	1-D2HZ	4865-A	Flange
90	★ D3HA	4817-HFA	D5HZ	4816-BB	1-D2HZ	4635-A	U/Joint	1-D4TZ	4800-J	Support assy. (center bearing)
					1-D3HZ	4637-A	Washer	1-D2HZ	4865-A	Flange
90	★ D3HA	4817-HGA	D8HZ	4816-DF	1-D2HZ	4635-A	U/Joint	1-D4TZ	4800-J	Support assy. (center bearing)
					1-D3HZ	4637-A	Washer	1-D2HZ	4865-A	Flange
90	★ D3HA	4817-HHA	D4HZ	4816-EB	1-D2HZ	4635-A	U/Joint	1-D4TZ	4800-J	Support assy. (center bearing)
					1-D3HZ	4637-A	Washer	1-D2HZ	4865-A	Flange
90	★ D3HA	4817-HJA	E9HZ	4816-AJ	1-D2HZ	4635-A	U/Joint	1-D4TZ	4800-J	Support assy. (center bearing)
					1-D3HZ	4637-A	Washer	1-D2HZ	4865-A	Flange
90	★ D3HA	4817-HKA	D6HZ	4816-AL	1-D2HZ	4635-A	U/Joint	1-D4TZ	4800-J	Support assy. (center bearing)
					1-D3HZ	4637-A	Washer	1-D2HZ	4865-A	Flange
90	★ D3HA	4817-HLA	D8HZ	4816-X	1-D2HZ	4635-A	U/Joint	1-D4TZ	4800-J	Support assy. (center bearing)
					1-D3HZ	4637-A	Washer	1-D2HZ	4865-A	Flange
90	★ D3HA	4817-HMA	D4HZ	4816-EC	1-D2HZ	4635-A	U/Joint	1-D4TZ	4800-J	Support assy. (center bearing)
					1-D3HZ	4637-A	Washer	1-D2HZ	4865-A	Flange
90	★ D3HA	4817-HNA	D8HZ	4816-Y	1-D2HZ	4635-A	U/Joint	1-D4TZ	4800-J	Support assy. (center bearing)
					1-D3HZ	4637-A	Washer	1-D2HZ	4865-A	Flange
90	★ D3HA	4817-HRA	D8HZ	4816-BT	1-D2HZ	4635-A	U/Joint	1-D4TZ	4800-J	Support assy. (center bearing)
					1-D3HZ	4637-A	Washer	1-D2HZ	4865-A	Flange
90	★ D3HA	4817-HSA	D8HZ	4816-AJ	1-D2HZ	4635-A	U/Joint	1-D4TZ	4800-J	Support assy. (center bearing)
					1-D3HZ	4637-A	Washer	1-D2HZ	4865-A	Flange
90	★ D3HA	4817-HUA	D8HZ	4816-AK	1-D2HZ	4635-A	U/Joint	1-D4TZ	4800-J	Support assy. (center bearing)
					1-D3HZ	4637-A	Washer	1-D2HZ	4865-A	Flange

1990/
TRUCK SERIES 600/900

DRIVE and COUPLING SHAFT COMPONENT PARTS LISTS										
YEAR	COMPLETE SHAFT ASSEMBLY	OPTIONAL COMPONENTS FOR COMPLETE SHAFT ASSEMBLY								
		SHAFT SUB-ASSEMBLY		RELATED PARTS FOR USE WITH SHAFT SUB-ASSEMBLY						
COUPLING SHAFT and INTERMEDIATE COUPLING SHAFT PARTS LISTS — Cont'd										
Notes: † Use 383951-S2 bolt (3/4"-16-1 1/2") and 34797-S2 lockwasher % Use 304771-S2 bolt (3/4"-16-1 1/2") and 34797-S2 lock washer ⊕ Use 383951-S2 bolt (3/4"-16-1 1/2")										
NOTE 1- Coupling shaft does not require support bearing collar-(discard)										
NOTE 2- Coupling shaft requires one of the two bearing baffles-(discard one only)										
90	★ D3HA 4817-HZA	D8HZ 4816-AM	1-D2HZ 4635-A 1-D3HZ 4637-A	U/Joint Washer	1-D4TZ 4800-J 1-D2HZ 4865-A	Support assy. (center bearing) Flange				
90	★ D3HA 4817-JAA	D8HZ 4816-DG	1-D2HZ 4635-A 1-D3HZ 4637-A	U/Joint Washer	1-D4TZ 4800-J 1-D2HZ 4865-A	Support assy. (center bearing) Flange				
90	★ D3HA 4817-JDA	D4HZ 4816-EE	1-D2HZ 4635-A 1-D3HZ 4637-A	U/Joint Washer	1-D4TZ 4800-J 1-D2HZ 4865-A	Support assy. (center bearing) Flange				
90	★ D3HA 4817-JEA	D8HZ 4816-BY	1-D2HZ 4635-A 1-D3HZ 4637-A	U/Joint Washer	1-D4TZ 4800-J 1-D2HZ 4865-A	Support assy. (center bearing) Flange				
90	★ D4HA 4817-YA	D4HZ 4816-BW	1-B6TZ 4635-B 1-D5TZ 4800-A	U/Joint Support assy. (center bearing)-NOTE 2	1-D4HZ 4805-A 1-D4HZ 4805-B	Bearing baffle-also serviced in 4800 assy. Bearing baffle (collar)-also serviced in 4800 assy.				
90	★ D4HA 4817-ZA	D4HZ 4816-BX	1-B6TZ 4635-B 1-D5TZ 4800-A	U/Joint Support assy. (center bearing)-NOTE 2	1-D4HZ 4805-A 1-D4HZ 4805-B	Bearing baffle-also serviced in 4800 assy. Bearing baffle (collar)-also serviced in 4800 assy.				
90	★ D4HA 4817-ACA	D4HZ 4816-BY	1-B6TZ 4635-B 1-D5TZ 4800-A	U/Joint Support assy. (center bearing)-NOTE 2	1-D4HZ 4805-A 1-D4HZ 4805-B	Bearing baffle-also serviced in 4800 assy. Bearing baffle (collar)-also serviced in 4800 assy.				
90	★ D4HA 4817-AUA	D4HZ 4816-CD	1-B6TZ 4635-B 1-B5QH 4637-A 1-D5TZ 4800-A	U/Joint Washer Support assy. (center bearing)-NOTE 1	2-D4HZ 4805-A 1-†D4TZ 4865-A	Bearing baffle-also serviced in 4800 assy. Flange				
90	★ D4HA 4817-CFA	D9HZ 4816-HG	1-B6TZ 4635-B 1-D5TZ 4800-A	U/Joint Support assy. (center bearing)-NOTE 2	1-D4HZ 4805-A 1-D4HZ 4805-B	Bearing baffle-also serviced in 4800 assy. Bearing baffle (collar)-also serviced in 4800 assy.				
90	★ D4HA 4817-CHA	D9HZ 4816-JA	1-D3TZ 4635-A 1-D6HZ 4637-A	U/Joint Washer	1-D9HZ 4800-A 1-D5HZ 4865-A	Support assy. (center bearing) Flange				
90	★ D4HA 4817-CJA	E1HZ 4816-AC	1-D3TZ 4635-A 1-D6HZ 4637-A	U/Joint Washer	1-D9HZ 4800-A 1-D5HZ 4865-A	Support assy. (center bearing) Flange				
90	★ D4HA 4817-CKA	E3HZ 4816-A	1-D3TZ 4635-A 1-D6HZ 4637-A	U/Joint Washer	1-D9HZ 4800-A 1-D5HZ 4865-A	Support assy. (center bearing) Flange				
90	★ D4HA 4817-CMA	E0HZ 4816-EN	1-D3TZ 4635-A 1-D6HZ 4637-A	U/Joint Washer	1-D9HZ 4800-A 1-D5HZ 4865-A	Support assy. (center bearing) Flange				
90	★ D4HA 4817-CNA	E1HZ 4816-AG	1-D3TZ 4635-A 1-D6HZ 4637-A	U/Joint Washer	1-D9HZ 4800-A 1-D5HZ 4865-A	Support assy. (center bearing) Flange				
90	★ D4HA 4817-CRA	E1HZ 4816-DH	1-D3TZ 4635-A 1-D6HZ 4637-A	U/Joint Washer	1-D9HZ 4800-A 1-D5HZ 4865-A	Support assy. (center bearing) Flange				
90	★ D4HA 4817-CSA	E1HZ 4816-AD	1-D3TZ 4635-A 1-D6HZ 4637-A	U/Joint Washer	1-D9HZ 4800-A 1-D5HZ 4865-A	Support assy. (center bearing) Flange				
90	★ D4HA 4817-CTA	D8HZ 4816-BZ	1-D3TZ 4635-A 1-D6HZ 4637-A	U/Joint Washer	1-D9HZ 4800-A 1-D5HZ 4865-A	Support assy. (center bearing) Flange				
90	★ D4HA 4817-CUA	E0HZ 4816-EV	1-D3TZ 4635-A 1-D6HZ 4637-A	U/Joint Washer	1-D9HZ 4800-A 1-D5HZ 4865-A	Support assy. (center bearing) Flange				
90	★ D4HA 4817-CVA	E0HZ 4816-EP	1-D3TZ 4635-A 1-D6HZ 4637-A	U/Joint Washer	1-D9HZ 4800-A 1-D5HZ 4865-A	Support assy. (center bearing) Flange				

1990/
TRUCK SERIES 600/900

DRIVE and COUPLING SHAFT COMPONENT PARTS LISTS

YEAR	COMPLETE SHAFT ASSEMBLY	OPTIONAL COMPONENTS FOR COMPLETE SHAFT ASSEMBLY			
		SHAFT SUB-ASSEMBLY	RELATED PARTS FOR USE WITH SHAFT SUB-ASSEMBLY		

COUPLING SHAFT and INTERMEDIATE COUPLING SHAFT PARTS LISTS — Cont'd

Notes: † Use 383951-S2 bolt (3/4"-16-1 1/2") and 34797-S2 lockwasher.
% Use 304771-S2 bolt (3/4"-16-1 1/2") and 34797-S2 lockwasher
⊕ Use 383951-S2 bolt (3/4"-16-1 1/2")

NOTE 1- Coupling shaft does not require support bearing collar-(discard)
NOTE 2- Coupling shaft requires one of the two bearing baffles-(discard one only)

90	★ D4HA	4817-CYA	E1HZ	4816-AF	1-D3TZ	4635-A	U/Joint	1-D9HZ	4800-A	Support assy. (center bearing)
					1-D6HZ	4637-A	Washer	1-D5HZ	4865-A	Flange
90	★ D4HA	4817-CZA	D8HZ	4816-BC	1-D3TZ	4635-A	U/Joint	1-D9HZ	4800-A	Support assy. (center bearing)
					1-D6HZ	4637-A	Washer	1-D5HZ	4865-A	Flange
90	★ D4HA	4817-DAA	D9HZ	4816-JZ	1-D3TZ	4635-A	U/Joint	1-D9HZ	4800-A	Support assy. (center bearing)
					1-D6HZ	4637-A	Washer	1-D5HZ	4865-A	Flange
90	★ D4HA	4817-DBA	D5HZ	4816-AAJ	1-D3TZ	4635-A	U/Joint	1-D9HZ	4800-A	Support assy. (center bearing)
					1-D6HZ	4637-A	Washer	1-D5HZ	4865-A	Flange
90	★ D4HA	4817-DCA	D5HZ	4816-KA	1-D3TZ	4635-A	U/Joint	1-D9HZ	4800-A	Support assy. (center bearing)
					1-D6HZ	4637-A	Washer	1-D5HZ	4865-A	Flange
90	★ D4HA	4817-DDA	D9HZ	4816-BS	1-D3TZ	4635-A	U/Joint	1-D9HZ	4800-A	Support assy. (center bearing)
					1-D6HZ	4637-A	Washer	1-D5HZ	4865-A	Flange
90	★ D4HA	4817-DEA	D5HZ	4816-LA	1-D3TZ	4635-A	U/Joint	1-D9HZ	4800-A	Support assy. (center bearing)
					1-D6HZ	4637-A	Washer	1-D5HZ	4865-A	Flange
90	★ D4HA	4817-DFA	D5HZ	4816-MA	1-D3TZ	4635-A	U/Joint	1-D9HZ	4800-A	Support assy. (center bearing)
					1-D6HZ	4637-A	Washer	1-D5HZ	4865-A	Flange
90	★ D4HA	4817-DGA	D5HZ	4816-AAK	1-D3TZ	4635-A	U/Joint	1-D9HZ	4800-A	Support assy. (center bearing)
					1-D6HZ	4637-A	Washer	1-D5HZ	4865-A	Flange
90	★ D4HA	4817-DHA	D5HZ	4816-AAL	1-D3TZ	4635-A	U/Joint	1-D9HZ	4800-A	Support assy. (center bearing)
					1-D6HZ	4637-A	Washer	1-D5HZ	4865-A	Flange
90	★ D4HA	4817-DJA	D5HZ	4816-NA	1-D3TZ	4635-A	U/Joint	1-D9HZ	4800-A	Support assy. (center bearing)
					1-D6HZ	4637-A	Washer	1-D5HZ	4865-A	Flange
90	★ D4HA	4817-DKA	D5HZ	4816-AAM	1-D3TZ	4635-A	U/Joint	1-D9HZ	4800-A	Support assy. (center bearing)
					1-D6HZ	4637-A	Washer	1-D5HZ	4865-A	Flange
90	★ D4HA	4817-DLA	D6HZ	4816-B	1-D3TZ	4635-A	U/Joint	1-D9HZ	4800-A	Support assy. (center bearing)
					1-D6HZ	4637-A	Washer	1-D5HZ	4865-A	Flange
90	★ D4HA	4817-DMA	D5HZ	4816-AAN	1-D3TZ	4635-A	U/Joint	1-D9HZ	4800-A	Support assy. (center bearing)
					1-D6HZ	4637-A	Washer	1-D5HZ	4865-A	Flange
90	★ D4HA	4817-DNA	E3HZ	4816-D	1-D3TZ	4635-A	U/Joint	1-D9HZ	4800-A	Support assy. (center bearing)
					1-D6HZ	4637-A	Washer	1-D5HZ	4865-A	Flange
90	★ D4HA	4817-DRA	D9HZ	4816-KK	1-D3TZ	4635-A	U/Joint	1-D9HZ	4800-A	Support assy. (center bearing)
					1-D6HZ	4637-A	Washer	1-D5HZ	4865-A	Flange
90	★ D4HA	4817-DSA	D9HZ	4816-AY	1-D3TZ	4635-A	U/Joint	1-D9HZ	4800-A	Support assy. (center bearing)
					1-D6HZ	4637-A	Washer	1-D5HZ	4865-A	Flange
90	★ D4HA	4817-DTA	E1HZ	4816-X	1-D3TZ	4635-A	U/Joint	1-D9HZ	4800-A	Support assy. (center bearing)
					1-D6HZ	4637-A	Washer	1-D5HZ	4865-A	Flange
90	★ D4HA	4817-DUA	D8HZ	4816-AV	1-D3TZ	4635-A	U/Joint	1-D9HZ	4800-A	Support assy. (center bearing)
					1-D6HZ	4637-A	Washer	1-D5HZ	4865-A	Flange
90	★ D4HA	4817-DVA	D9HZ	4816-AZ	1-D3TZ	4635-A	U/Joint	1-D9HZ	4800-A	Support assy. (center bearing)
					1-D6HZ	4637-A	Washer	1-D5HZ	4865-A	Flange
90	★ D4HA	4817-DYA	D9HZ	4816-BA	1-D3TZ	4635-A	U/Joint	1-D9HZ	4800-A	Support assy. (center bearing)
					1-D6HZ	4637-A	Washer	1-D5HZ	4865-A	Flange
90	★ D4HA	4817-DZA	D5HZ	4816-AAP	1-D3TZ	4635-A	U/Joint	1-D9HZ	4800-A	Support assy. (center bearing)
					1-D6HZ	4637-A	Washer	1-D5HZ	4865-A	Flange
90	★ D4HA	4817-EAA	D5HZ	4816-PA	1-D3TZ	4635-A	U/Joint	1-D9HZ	4800-A	Support assy. (center bearing)
					1-D6HZ	4637-A	Washer	1-D5HZ	4865-A	Flange
90	★ D4HA	4817-EBA	E1HZ	4816-G	1-D3TZ	4635-A	U/Joint	1-D9HZ	4800-A	Support assy. (center bearing)
					1-D6HZ	4637-A	Washer	1-D5HZ	4865-A	Flange
90	★ D4HA	4817-ECA	D5HZ	4816-RA	1-D3TZ	4635-A	U/Joint	1-D9HZ	4800-A	Support assy. (center bearing)
					1-D6HZ	4637-A	Washer	1-D5HZ	4865-A	Flange

1990/
TRUCK SERIES 600/900

DRIVE and COUPLING SHAFT COMPONENT PARTS LISTS										
YEAR	COMPLETE SHAFT ASSEMBLY	OPTIONAL COMPONENTS FOR COMPLETE SHAFT ASSEMBLY								
		SHAFT SUB-ASSEMBLY			RELATED PARTS FOR USE WITH SHAFT SUB-ASSEMBLY					

COUPLING SHAFT and INTERMEDIATE COUPLING SHAFT PARTS LISTS — Cont'd

Notes: † Use 383951-S2 bolt (3/4"-16-1 1/2") and 34797-S2 lockwasher
 % Use 304771-S2 bolt (3/4"-16-1 1/2") and 34797-S2 lock washer
 ⊕ Use 383951-S2 bolt (3/4"-16-1 1/2")

NOTE 1- Coupling shaft does not require support bearing collar-(discard)
 NOTE 2- Coupling shaft requires one of the two bearing baffles-(discard one only)

90	★ D4HA	4817-EDA	D5HZ	4816-AAR	1-D3TZ	4635-A	U/Joint	1-D9HZ	4800-A	Support assy. (center bearing)
					1-D6HZ	4637-A	Washer	1-D5HZ	4865-A	Flange
90	★ D4HA	4817-EEA	D8HZ	4816-CG	1-D3TZ	4635-A	U/Joint	1-D9HZ	4800-A	Support assy. (center bearing)
					1-D6HZ	4637-A	Washer	1-D5HZ	4865-A	Flange
90	★ D4HA	4817-EFA	D5HZ	4816-SA	1-D3TZ	4635-A	U/Joint	1-D9HZ	4800-A	Support assy. (center bearing)
					1-D6HZ	4637-A	Washer	1-D5HZ	4865-A	Flange
90	★ D4HA	4817-EGA	D5HZ	4816-TA	1-D3TZ	4635-A	U/Joint	1-D9HZ	4800-A	Support assy. (center bearing)
					1-D6HZ	4637-A	Washer	1-D5HZ	4865-A	Flange
90	★ D4HA	4817-EHA	D6HZ	4816-C	1-D3TZ	4635-A	U/Joint	1-D9HZ	4800-A	Support assy. (center bearing)
					1-D6HZ	4637-A	Washer	1-D5HZ	4865-A	Flange
90	★ D4HA	4817-EJA	D5HZ	4816-AAS	1-D3TZ	4635-A	U/Joint	1-D9HZ	4800-A	Support assy. (center bearing)
					1-D6HZ	4637-A	Washer	1-D5HZ	4865-A	Flange
90	★ D4HA	4817-EKA	D5HZ	4816-VA	1-D3TZ	4635-A	U/Joint	1-D9HZ	4800-A	Support assy. (center bearing)
					1-D6HZ	4637-A	Washer	1-D5HZ	4865-A	Flange
90	★ D4HA	4817-ELA	D5HZ	4816-AAT	1-D3TZ	4635-A	U/Joint	1-D9HZ	4800-A	Support assy. (center bearing)
					1-D6HZ	4637-A	Washer	1-D5HZ	4865-A	Flange
90	★ D4HA	4817-EMA	D5HZ	4816-WA	1-D3TZ	4635-A	U/Joint	1-D9HZ	4800-A	Support assy. (center bearing)
					1-D6HZ	4637-A	Washer	1-D5HZ	4865-A	Flange
90	★ D4HA	4817-ENA	D9HZ	4816-KL	1-D3TZ	4635-A	U/Joint	1-D9HZ	4800-A	Support assy. (center bearing)
					1-D6HZ	4637-A	Washer	1-D5HZ	4865-A	Flange
90	★ D4HA	4817-ERA	D5HZ	4816-YA	1-D3TZ	4635-A	U/Joint	1-D9HZ	4800-A	Support assy. (center bearing)
					1-D6HZ	4637-A	Washer	1-D5HZ	4865-A	Flange
90	★ D4HA	4817-ESA	D5HZ	4816-AAV	1-D3TZ	4635-A	U/Joint	1-D9HZ	4800-A	Support assy. (center bearing)
					1-D6HZ	4637-A	Washer	1-D5HZ	4865-A	Flange
90	★ D4HA	4817-ETA	D5HZ	4816-AAW	1-D3TZ	4635-A	U/Joint	1-D9HZ	4800-A	Support assy. (center bearing)
					1-D6HZ	4637-A	Washer	1-D5HZ	4865-A	Flange
90	★ D4HA	4817-EUA	D9HZ	4816-HD	1-D3TZ	4635-A	U/Joint	1-D9HZ	4800-A	Support assy. (center bearing)
					1-D6HZ	4637-A	Washer	1-D5HZ	4865-A	Flange
90	★ D4HA	4817-EVA	D9HZ	4816-AV	1-D3TZ	4635-A	U/Joint	1-D9HZ	4800-A	Support assy. (center bearing)
					1-D6HZ	4637-A	Washer	1-D5HZ	4865-A	Flange
90	★ D4HA	4817-EYA	E1HZ	4816-Z	1-D3TZ	4635-A	U/Joint	1-D9HZ	4800-A	Support assy. (center bearing)
					1-D6HZ	4637-A	Washer	1-D5HZ	4865-A	Flange
90	★ D4HA	4817-EZA	E1HZ	4816-AA	1-D3TZ	4635-A	U/Joint	1-D9HZ	4800-A	Support assy. (center bearing)
					1-D6HZ	4637-A	Washer	1-D5HZ	4865-A	Flange
90	★ D4HA	4817-FBA	D9HZ	4816-AW	1-D3TZ	4635-A	U/Joint	1-D9HZ	4800-A	Support assy. (center bearing)
					1-D6HZ	4637-A	Washer	1-D5HZ	4865-A	Flange
90	★ D4HA	4817-FCA	D9HZ	4816-BC	1-D3TZ	4635-A	U/Joint	1-D9HZ	4800-A	Support assy. (center bearing)
					1-D6HZ	4637-A	Washer	1-D5HZ	4865-A	Flange
90	★ D4HA	4817-FDA	E1HZ	4816-AB	1-D3TZ	4635-A	U/Joint	1-D9HZ	4800-A	Support assy. (center bearing)
					1-D6HZ	4637-A	Washer	1-D5HZ	4865-A	Flange
90	★ D5TA	4817-CMA	D6HZ	4816-AW	1-C1TZ	4635-A	U/Joint	1-D4TZ	4800-C	Support assy. (center bearing)
					1-B5QH	4637-A	Washer			
90	★ D6HA	4817-ABA	D9HZ	4816-BU	1-C1TZ	4635-A	U/Joint	1-D4TZ	4800-C	Support assy. (center bearing)
90	★ D6TA	4817-LA	E1HZ	4816-AE	1-C1TZ	4635-A	U/Joint	1-D4TZ	4800-C	Support assy. (center bearing)
					1-B5QH	4637-A	Washer			
90	★ D7HT	4817-CEA	E9HZ	4816-AK	1-D2HZ	4635-A	U/Joint	1-D4TZ	4800-J	Support assy. (center bearing)
					1-D3HZ	4637-A	Washer	1-D2HZ	4865-A	Flange
90	★ D7HT	4817-CFA	E9HZ	4816-AL	1-D2HZ	4635-A	U/Joint	1-D4TZ	4800-J	Support assy. (center bearing)
					1-D3HZ	4637-A	Washer	1-D2HZ	4865-A	Flange

1990/
TRUCK SERIES 600/900

DRIVE and COUPLING SHAFT COMPONENT PARTS LISTS

YEAR	COMPLETE SHAFT ASSEMBLY	OPTIONAL COMPONENTS FOR COMPLETE SHAFT ASSEMBLY			
		SHAFT SUB-ASSEMBLY	RELATED PARTS FOR USE WITH SHAFT SUB-ASSEMBLY		

COUPLING SHAFT and INTERMEDIATE COUPLING SHAFT PARTS LISTS — Cont'd

Notes: † Use 383951-S2 bolt (3/4"-16-1 1/2") and 34797-S2 lockwasher
 % Use 304771-S2 bolt (3/4"-16-1 1/2") and 34797-S2 lock washer
 ⊕ Use 383951-S2 bolt (3/4"-16-1 1/2")

NOTE 1- Coupling shaft does not require support bearing collar-(discard)
 NOTE 2- Coupling shaft requires one of the two bearing baffles-(discard one only)

90	★ D7HT 4817-CGA	E9HZ 4816-AM	1-D2HZ 4635-A U/Joint 1-D3HZ 4637-A Washer	1-D4TZ 4800-J Support assy. (center bearing) 1-D2HZ 4865-A Flange
90	★ D7HT 4817-CHA	D8HZ 4816-CH	1-D2HZ 4635-A U/Joint 1-D3HZ 4637-A Washer	1-D4TZ 4800-J Support assy. (center bearing) 1-D2HZ 4865-A Flange
90	★ D7HT 4817-CJA	E3HZ 4816-E	1-D2HZ 4635-A U/Joint 1-D3HZ 4637-A Washer	1-D4TZ 4800-J Support assy. (center bearing) 1-D2HZ 4865-A Flange
90	★ D7HT 4817-CKA	E9HZ 4816-AN	1-D2HZ 4635-A U/Joint 1-D3HZ 4637-A Washer	1-D4TZ 4800-J Support assy. (center bearing) 1-D2HZ 4865-A Flange
90	★ D7HT 4817-CLA	E1HZ 4816-A	1-D2HZ 4635-A U/Joint 1-D3HZ 4637-A Washer	1-D4TZ 4800-J Support assy. (center bearing) 1-D2HZ 4865-A Flange
90	★ D7HT 4817-CMA	E1HZ 4816-DB	1-D2HZ 4635-A U/Joint 1-D3HZ 4637-A Washer	1-D4TZ 4800-J Support assy. (center bearing) 1-D2HZ 4865-A Flange
90	★ D7HT 4817-CNA	E3HZ 4816-F	1-D2HZ 4635-A U/Joint 1-D3HZ 4637-A Washer	1-D4TZ 4800-J Support assy. (center bearing) 1-D2HZ 4865-A Flange
90	★ D7HT 4817-CRA	E0HZ 4816-EZ	1-D2HZ 4635-A U/Joint 1-D3HZ 4637-A Washer	1-D4TZ 4800-J Support assy. (center bearing) 1-D2HZ 4865-A Flange
90	★ D7HT 4817-CSA	E1HZ 4816-CZ	1-D2HZ 4635-A U/Joint 1-D3HZ 4637-A Washer	1-D4TZ 4800-J Support assy. (center bearing) 1-D2HZ 4865-A Flange
90	★ D7HT 4817-CTA	E0HZ 4816-HH	1-D2HZ 4635-A U/Joint 1-D3HZ 4637-A Washer	1-D4TZ 4800-J Support assy. (center bearing) 1-D2HZ 4865-A Flange
90	★ D7HT 4817-CUA	E4HZ 4816-DS	1-D2HZ 4635-A U/Joint 1-D3HZ 4637-A Washer	1-D4TZ 4800-J Support assy. (center bearing) 1-D2HZ 4865-A Flange
90	★ D7HT 4817-CVA	E1HZ 4816-DA	1-D2HZ 4635-A U/Joint 1-D3HZ 4637-A Washer	1-D4TZ 4800-J Support assy. (center bearing) 1-D2HZ 4865-A Flange
90	★ D7HT 4816-CYA	D8HZ 4816-D	1-D2HZ 4635-A U/Joint 1-D3HZ 4637-A Washer	1-D4TZ 4800-J Support assy. (center bearing) 1-D2HZ 4865-A Flange
90	★ D7HT 4817-CZA	E1HZ 4816-CN	1-D2HZ 4635-A U/Joint 1-D3HZ 4637-A Washer	1-D4TZ 4800-J Support assy. (center bearing) 1-D2HZ 4865-A Flange
90	★ D7HT 4817-DAA	E4HZ 4816-DT	1-D2HZ 4635-A U/Joint 1-D3HZ 4637-A Washer	1-D4TZ 4800-J Support assy. (center bearing) 1-D2HZ 4865-A Flange
90	★ D7HT 4817-DBA	D8HZ 4816-CU	1-D2HZ 4635-A U/Joint 1-D3HZ 4637-A Washer	1-D4TZ 4800-J Support assy. (center bearing) 1-D2HZ 4865-A Flange
90	★ D7HT 4817-DCA	E9HZ 4816-AP	1-D2HZ 4635-A U/Joint 1-D3HZ 4637-A Washer	1-D4TZ 4800-J Support assy. (center bearing) 1-D2HZ 4865-A Flange
90	★ D7HT 4817-DDA	E0HZ 4816-HK	1-D2HZ 4635-A U/Joint 1-D3HZ 4637-A Washer	1-D4TZ 4800-J Support assy. (center bearing) 1-D2HZ 4865-A Flange
90	★ D7HT 4817-DEA	E9HZ 4816-AR	1-D2HZ 4635-A U/Joint 1-D3HZ 4637-A Washer	1-D4TZ 4800-J Support assy. (center bearing) 1-D2HZ 4865-A Flange
90	★ D7HT 4817-DFA	E1HZ 4816-DC	1-D2HZ 4635-A U/Joint 1-D3HZ 4637-A Washer	1-D4TZ 4800-J Support assy. (center bearing) 1-D2HZ 4865-A Flange
90	★ D7HT 4817-DHA	E0HZ 4816-ES	1-D2HZ 4635-A U/Joint 1-D3HZ 4637-A Washer	1-D4TZ 4800-J Support assy. (center bearing) 1-D2HZ 4865-A Flange
90	★ D7HT 4817-DJA	E2HZ 4816-BT	1-D2HZ 4635-A U/Joint 1-D3HZ 4637-A Washer	1-D4TZ 4800-J Support assy. (center bearing) 1-D2HZ 4865-A Flange
90	★ D7HT 4817-DKA	D8HZ 4816-C	1-D2HZ 4635-A U/Joint 1-D3HZ 4637-A Washer	1-D4TZ 4800-J Support assy. (center bearing) 1-D2HZ 4865-A Flange
90	★ D7HT 4817-DMA	D8HZ 4816-CV	1-D2HZ 4635-A U/Joint 1-D3HZ 4637-A Washer	1-D4TZ 4800-J Support assy. (center bearing) 1-D2HZ 4865-A Flange
90	★ D7HT 4817-DNA	E1HZ 4816-DD	1-D2HZ 4635-A U/Joint 1-D3HZ 4637-A Washer	1-D4TZ 4800-J Support assy. (center bearing) 1-D2HZ 4865-A Flange

1990/
TRUCK SERIES 600/900

DRIVE and COUPLING SHAFT COMPONENT PARTS LISTS										
YEAR	COMPLETE SHAFT ASSEMBLY	OPTIONAL COMPONENTS FOR COMPLETE SHAFT ASSEMBLY								
		SHAFT SUB-ASSEMBLY		RELATED PARTS FOR USE WITH SHAFT SUB-ASSEMBLY						

COUPLING SHAFT and INTERMEDIATE COUPLING SHAFT PARTS LISTS — Cont'd

Notes: † Use 383951-S2 bolt (3/4"-16-1 1/2") and 34797-S2 lockwasher
 % Use 304771-S2 bolt (3/4"-16-1 1/2") and 34797-S2 lock washer
 ⊕ Use 383951-S2 bolt (3/4"-16-1 1/2")

NOTE 1- Coupling shaft does not require support bearing collar-(discard)
 NOTE 2- Coupling shaft requires one of the two bearing baffles-(discard one only)

90	★ D7HT	4817-DRA	E2HZ	4816-BE	1-D2HZ	4635-A	U/Joint	1-D4TZ	4800-J	Support assy. (center bearing)
					1-D3HZ	4637-A	Washer	1-D2HZ	4865-A	Flange
90	★ D7HT	4817-DSA	D8HZ	4816-CW	1-D2HZ	4635-A	U/Joint	1-D4TZ	4800-J	Support assy. (center bearing)
					1-D3HZ	4637-A	Washer	1-D2HZ	4865-A	Flange
90	★ D7HT	4817-DTA	E1HZ	4816-DE	1-D2HZ	4635-A	U/Joint	1-D4TZ	4800-J	Support assy. (center bearing)
					1-D3HZ	4637-A	Washer	1-D2HZ	4865-A	Flange
90	★ D7HT	4817-DUA	D8HZ	4816-A	1-D2HZ	4635-A	U/Joint	1-D4TZ	4800-J	Support assy. (center bearing)
					1-D3HZ	4637-A	Washer	1-D2HZ	4865-A	Flange
90	★ D7HT	4817-DVA	E4HZ	4816-DU	1-D2HZ	4635-A	U/Joint	1-D4TZ	4800-J	Support assy. (center bearing)
					1-D3HZ	4637-A	Washer	1-D2HZ	4865-A	Flange
90	★ D7HT	4817-DYA	E4HZ	4816-DV	1-D2HZ	4635-A	U/Joint	1-D4TZ	4800-J	Support assy. (center bearing)
					1-D3HZ	4637-A	Washer	1-D2HZ	4865-A	Flange
90	★ D7HT	4817-DZA	D8HZ	4816-B	1-D2HZ	4635-A	U/Joint	1-D4TZ	4800-J	Support assy. (center bearing)
					1-D3HZ	4637-A	Washer	1-D2HZ	4865-A	Flange
90	★ D7HT	4817-EBA	E0HZ	4816-HL	1-D2HZ	4635-A	U/Joint	1-D4TZ	4800-J	Support assy. (center bearing)
					1-D3HZ	4637-A	Washer	1-D2HZ	4865-A	Flange
90	★ D7HT	4817-ECA	E9HZ	4816-AS	1-D2HZ	4635-A	U/Joint	1-D4TZ	4800-J	Support assy. (center bearing)
					1-D3HZ	4637-A	Washer	1-D2HZ	4865-A	Flange
90	★ D7HT	4817-EDA	E9HZ	4816-AT	1-D2HZ	4635-A	U/Joint	1-D4TZ	4800-J	Support assy. (center bearing)
					1-D3HZ	4637-A	Washer	1-D2HZ	4865-A	Flange
90	★ D7HT	4817-EFA	E6HZ	4816-R	1-D2HZ	4635-A	U/Joint	1-D4TZ	4800-J	Support assy. (center bearing)
					1-D3HZ	4637-A	Washer	1-D2HZ	4865-A	Flange
90	★ D7HT	4817-EGA	E4HZ	4816-DW	1-D2HZ	4635-A	U/Joint	1-D4TZ	4800-J	Support assy. (center bearing)
					1-D3HZ	4637-A	Washer	1-D2HZ	4865-A	Flange
90	★ D7HT	4817-EHA	E1HZ	4816-DF	1-D2HZ	4635-A	U/Joint	1-D4TZ	4800-J	Support assy. (center bearing)
					1-D3HZ	4637-A	Washer	1-D2HZ	4865-A	Flange
90	★ D7HT	4817-EJA	E9HZ	4816-AV	1-D2HZ	4635-A	U/Joint	1-D4TZ	4800-J	Support assy. (center bearing)
					1-D3HZ	4637-A	Washer	1-D2HZ	4865-A	Flange
90	★ D7HT	4817-EKA	D8HZ	4816-G	1-D2HZ	4635-A	U/Joint	1-D4TZ	4800-J	Support assy. (center bearing)
					1-D3HZ	4637-A	Washer	1-D2HZ	4865-A	Flange
90	★ D7HT	4817-ELA	E2HZ	4816-BH	1-D2HZ	4635-A	U/Joint	1-D4TZ	4800-J	Support assy. (center bearing)
					1-D3HZ	4637-A	Washer	1-D2HZ	4865-A	Flange
90	★ D7HT	4817-ENA	D8HZ	4816-E	1-D2HZ	4635-A	U/Joint	1-D4TZ	4800-J	Support assy. (center bearing)
					1-D3HZ	4637-A	Washer	1-D2HZ	4865-A	Flange
90	★ D7HT	4817-ETA	E9HZ	4816-AW	1-D2HZ	4635-A	U/Joint	1-D4TZ	4800-J	Support assy. (center bearing)
					1-D3HZ	4637-A	Washer	1-D2HZ	4865-A	Flange
90	★ D7HT	4817-FBA	E9HZ	4816-AX	1-D2HZ	4635-A	U/Joint	1-D4TZ	4800-J	Support assy. (center bearing)
					1-D3HZ	4637-A	Washer	1-D2HZ	4865-A	Flange
90	★ D7HT	4817-FEA	E4HZ	4816-DX	1-D2HZ	4635-A	U/Joint	1-D4TZ	4800-J	Support assy. (center bearing)
					1-D3HZ	4637-A	Washer	1-D2HZ	4865-A	Flange
90	★ D7HT	4817-FFA	E2HZ	4816-BS	1-D2HZ	4635-A	U/Joint	1-D4TZ	4800-J	Support assy. (center bearing)
					1-D3HZ	4637-A	Washer	1-D2HZ	4865-A	Flange
90	★ D7HT	4817-FGA	D7HZ	4816-AP	1-B6TZ	4635-B	U/Joint	1-D4HZ	4805-A	Bearing baffle—also serviced in 4800 assy.
					1-D5TZ	4800-A	Support assy. (center bearing)—NOTE 2	1-D4HZ	4805-B	Bearing baffle (collar)—also serviced in 4800 assy.
90	★ D7HT	4817-FHA	D7HZ	4816-AR	1-B6TZ	4635-B	U/Joint	1-D4HZ	4805-A	Bearing baffle—also serviced in 4800 assy.
					1-D5TZ	4800-A	Support assy. (center bearing)—NOTE 2	1-D4HZ	4805-B	Bearing baffle (collar)—also serviced in 4800 assy.

1990/
TRUCK SERIES 600/900

DRIVE and COUPLING SHAFT COMPONENT PARTS LISTS

YEAR	COMPLETE SHAFT ASSEMBLY	OPTIONAL COMPONENTS FOR COMPLETE SHAFT ASSEMBLY	
		SHAFT SUB-ASSEMBLY	RELATED PARTS FOR USE WITH SHAFT SUB-ASSEMBLY

COUPLING SHAFT and INTERMEDIATE COUPLING SHAFT PARTS LISTS — Cont'd

Notes: † Use 383951-S2 bolt (3/4"-16-1 1/2") and 34797-S2 lockwasher
 % Use 304771-S2 bolt (3/4"-16-1 1/2") and 34797-S2 lock washer
 ⊕ Use 383951-S2 bolt (3/4"-16-1 1/2")

NOTE 1- Coupling shaft does not require support bearing collar-(discard)
 NOTE 2- Coupling shaft requires one of the two bearing baffles-(discard one only)

90	★ D7HT	4817-HFA	D8HZ	4816-BR	1-B6TZ	4635-B	U/Joint	1-D4HZ	4805-A	Bearing baffle-also serviced in 4800 assy.
					1-D5TZ	4800-A	Support assy. (center bearing)-NOTE 2	1-D4HZ	4805-B	Bearing baffle (collar)-also serviced in 4800 assy.
90	★ D7HT	4817-HJA	D8HZ	4816-BJ	1-B6TZ	4635-B	U/Joint	2-D4HZ	4805-A	Bearing baffle-also serviced in 4800 assy.
					1-B5QH	4637-A	Washer	1-†D4TZ	4865-A	Flange
					1-D5TZ	4800-A	Support assy. (center bearing)-NOTE 1			
90	★ D7HT	4817-HVA	D8HZ	4816-BG	1-C1TZ	4635-A	U/Joint	1-D4TZ	4800-C	Support assy. (center bearing)
90	★ D7HT	4817-HYA	D8HZ	4816-BK	1-C1TZ	4635-A	U/Joint	1-D4TZ	4800-C	Support assy. (center bearing)
					1-B5QH	4637-A	Washer			
90	★ D9HS	4817-EA	E2HZ	4816-D	1-D9HZ	4635-B	U/Joint	1-D4TZ	4800-J	Support assy. (center bearing)
					1-D3HZ	4637-A	Washer	1-E1HZ	4865-A	Flange
90	★ D9HS	4817-NA	E2HZ	4816-E	1-D9HZ	4635-B	U/Joint	1-D4TZ	4800-J	Support assy. (center bearing)
					1-D3HZ	4637-A	Washer	1-E1HZ	4865-A	Flange
90	★ D9HT	4817-BA	E1HZ	4816-AH	1-D9HZ	4635-A	U/Joint	1-D9HZ	4800-A	Support assy. (center bearing)
90	★ D9HT	4817-DA	D9HZ	4816-KH	1-D9HZ	4635-A	U/Joint	1-D9HZ	4800-A	Support assy. (center bearing)
90	★ D9HT	4817-FA	D9HZ	4816-FB	1-D9HZ	4635-A	U/Joint	1-D9HZ	4800-A	Support assy. (center bearing)
90	★ D9HT	4817-HA	D9HZ	4816-HR	1-D9HZ	4635-A	U/Joint	1-D9HZ	4800-A	Support assy. (center bearing)
90	★ D9HT	4817-JA	D9HZ	4816-FC	1-D9HZ	4635-A	U/Joint	1-D9HZ	4800-A	Support assy. (center bearing)
90	★ D9HT	4817-KA	D9HZ	4816-FD	1-D9HZ	4635-A	U/Joint	1-D9HZ	4800-A	Support assy. (center bearing)
90	★ D9HT	4817-MA	D9HZ	4816-KJ	1-D9HZ	4635-A	U/Joint	1-D9HZ	4800-A	Support assy. (center bearing)
90	★ D9HT	4817-NA	D9HZ	4816-FH	1-D9HZ	4635-A	U/Joint	1-D9HZ	4800-A	Support assy. (center bearing)
90	★ D9HT	4817-RA	D9HZ	4816-HY	1-D9HZ	4635-A	U/Joint	1-D9HZ	4800-A	Support assy. (center bearing)
90	★ D9HT	4817-TA	E1HZ	4816-U	1-D9HZ	4635-A	U/Joint	1-D9HZ	4800-A	Support assy. (center bearing)
90	★ D9HT	4817-VA	D9HZ	4816-FJ	1-D9HZ	4635-A	U/Joint	1-D9HZ	4800-A	Support assy. (center bearing)
90	★ D9HT	4817-ZA	E1HZ	4816-AM	1-D9HZ	4635-A	U/Joint	1-D9HZ	4800-A	Support assy. (center bearing)
90	★ D9HT	4817-ABA	E9HZ	4816-A	1-D9HZ	4635-A	U/Joint	1-D9HZ	4800-A	Support assy. (center bearing)
90	★ D9HT	4817-AFA	E1HZ	4816-AP	1-D9HZ	4635-A	U/Joint	1-D9HZ	4800-A	Support assy. (center bearing)
90	★ D9HT	4817-AHA	E1HZ	4816-J	1-D9HZ	4635-A	U/Joint	1-D9HZ	4800-A	Support assy. (center bearing)
90	★ D9HT	4817-AKA	D9HZ	4816-FK	1-D9HZ	4635-A	U/Joint	1-D9HZ	4800-A	Support assy. (center bearing)
90	★ D9HT	4817-AMA	E1HZ	4816-AR	1-D9HZ	4635-A	U/Joint	1-D9HZ	4800-A	Support assy. (center bearing)
90	★ D9HT	4817-ANA	E0HZ	4816-FF	1-D9HZ	4635-A	U/Joint	1-D9HZ	4800-A	Support assy. (center bearing)
90	★ D9HT	4817-ARA	D9HZ	4816-FM	1-D9HZ	4635-A	U/Joint	1-D9HZ	4800-A	Support assy. (center bearing)
90	★ D9HT	4817-ATA	E1HZ	4816-AS	1-D9HZ	4635-A	U/Joint	1-D9HZ	4800-A	Support assy. (center bearing)
90	★ D9HT	4817-AZA	D9HZ	4816-FT	1-D9HZ	4635-A	U/Joint	1-D9HZ	4800-A	Support assy. (center bearing)
90	★ D9HT	4817-BBA	D9HZ	4816-KE	1-D9HZ	4635-A	U/Joint	1-D9HZ	4800-A	Support assy. (center bearing)
90	★ D9HT	4817-BDA	E9HZ	4816-AY	1-D9HZ	4635-A	U/Joint	1-D9HZ	4800-A	Support assy. (center bearing)
90	★ D9HT	4817-BFA	D9HZ	4816-FU	1-D9HZ	4635-A	U/Joint	1-D9HZ	4800-A	Support assy. (center bearing)
90	★ D9HT	4817-BHA	E9HZ	4816-B	1-D9HZ	4635-A	U/Joint	1-D9HZ	4800-A	Support assy. (center bearing)
90	★ D9HT	4817-BKA	D9HZ	4816-KF	1-D9HZ	4635-A	U/Joint	1-D9HZ	4800-A	Support assy. (center bearing)
90	★ D9HT	4817-BMA	D9HZ	4816-KU	1-D9HZ	4635-A	U/Joint	1-D9HZ	4800-A	Support assy. (center bearing)
90	★ D9HT	4817-BRA	D9HZ	4816-FX	1-D9HZ	4635-A	U/Joint	1-D9HZ	4800-A	Support assy. (center bearing)
90	★ D9HT	4817-BTA	E1HZ	4816-AT	1-D9HZ	4635-A	U/Joint	1-D9HZ	4800-A	Support assy. (center bearing)
90	★ D9HT	4817-BVA	D9HZ	4816-FY	1-D9HZ	4635-A	U/Joint	1-D9HZ	4800-A	Support assy. (center bearing)
90	★ D9HT	4817-BZA	E1HZ	4816-AU	1-D9HZ	4635-A	U/Joint	1-D9HZ	4800-A	Support assy. (center bearing)
90	★ D9HT	4817-CBA	D9HZ	4816-KG	1-D9HZ	4635-A	U/Joint	1-D9HZ	4800-A	Support assy. (center bearing)
90	★ D9HT	4817-CDA	D9HZ	4816-HM	1-D9HZ	4635-A	U/Joint	1-D9HZ	4800-A	Support assy. (center bearing)

1990/
TRUCK SERIES 600/900

DRIVE and COUPLING SHAFT COMPONENT PARTS LISTS									
YEAR	COMPLETE SHAFT ASSEMBLY	OPTIONAL COMPONENTS FOR COMPLETE SHAFT ASSEMBLY							
		SHAFT SUB-ASSEMBLY	RELATED PARTS FOR USE WITH SHAFT SUB-ASSEMBLY						

COUPLING SHAFT and INTERMEDIATE COUPLING SHAFT PARTS LISTS — Cont'd

Notes: † Use 383951-S2 bolt (3/4"-16-1 1/2") and 34797-S2 lockwasher
 % Use 304771-S2 bolt (3/4"-16-1 1/2") and 34797-S2 lock washer
 ⊕ Use 383951-S2 bolt (3/4"-16-1 1/2")

NOTE 1- Coupling shaft does not require support bearing collar--(discard)
 NOTE 2- Coupling shaft requires one of the two bearing baffles--(discard one only)

90	★ D9HT	4817-CFA	D9HZ	4816-GZ	1-D9HZ	4635-A	U/Joint	1-D9HZ	4800-A	Support assy. (center bearing)	
90	★ D9HT	4817-CHA	D9HZ	4816-GC	1-D9HZ	4635-A	U/Joint	1-D9HZ	4800-A	Support assy. (center bearing)	
90	★ D9HT	4817-CKA	D9HZ	4816-HN	1-D9HZ	4635-A	U/Joint	1-D9HZ	4800-A	Support assy. (center bearing)	
90	★ D9HT	4817-CMA	D9HZ	4816-GE	1-D9HZ	4635-A	U/Joint	1-D9HZ	4800-A	Support assy. (center bearing)	
90	★ D9HT	4817-CRA	D9HZ	4816-GF	1-D9HZ	4635-A	U/Joint	1-D9HZ	4800-A	Support assy. (center bearing)	
90	★ D9HT	4817-CTA	E1HZ	4816-AV	1-D9HZ	4635-A	U/Joint	1-D9HZ	4800-A	Support assy. (center bearing)	
90	★ D9HT	4817-CVA	D9HZ	4816-GK	1-D9HZ	4635-A	U/Joint	1-D9HZ	4800-A	Support assy. (center bearing)	
90	★ D9HT	4817-CZA	D9HZ	4816-GL	1-D9HZ	4635-A	U/Joint	1-D9HZ	4800-A	Support assy. (center bearing)	
90	★ D9HT	4817-DBA	E1HZ	4816-AX	1-D9HZ	4635-A	U/Joint	1-D9HZ	4800-A	Support assy. (center bearing)	
90	★ D9HT	4817-DDA	D9HZ	4816-GP	1-D9HZ	4635-A	U/Joint	1-D9HZ	4800-A	Support assy. (center bearing)	
90	★ D9HT	4817-DFA	D9HZ	4816-GS	1-D9HZ	4635-A	U/Joint	1-D9HZ	4800-A	Support assy. (center bearing)	
90	★ D9HT	4817-DHA	E2HZ	4816-BU	1-D9HZ	4635-A	U/Joint	1-D9HZ	4800-A	Support assy. (center bearing)	
90	★ D9HT	4817-DKA	D9HZ	4816-KD	1-D9HZ	4635-A	U/Joint	1-D9HZ	4800-A	Support assy. (center bearing)	
90	★ D9HT	4817-DMA	D9HZ	4816-GU	1-D9HZ	4635-A	U/Joint	1-D9HZ	4800-A	Support assy. (center bearing)	
90	★ D9HT	4817-DRA	D9HZ	4816-GW	1-D9HZ	4635-A	U/Joint	1-D9HZ	4800-A	Support assy. (center bearing)	
90	★ D9HT	4817-DTA	E9HZ	4816-AZ	1-D9HZ	4635-A	U/Joint	1-D9HZ	4800-A	Support assy. (center bearing)	
90	★ D9HT	4817-DVA	D9HZ	4816-GX	1-D9HZ	4635-A	U/Joint	1-D9HZ	4800-A	Support assy. (center bearing)	
90	★ D9HT	4817-EBA	D9HZ	4816-KB	1-D9HZ	4635-A	U/Joint	1-D9HZ	4800-A	Support assy. (center bearing)	
						1-B5QH	4637-A	Washer	1-⊕D9HZ	4865-A	Flange
90	★ D9HT	4817-EDA	D9HZ	4816-KC	1-D9HZ	4635-A	U/Joint	1-D9HZ	4800-A	Support assy. (center bearing)	
						1-B5QH	4637-A	Washer	1-⊕D9HZ	4865-A	Flange
90	★ D9HT	4817-ETA	E2HZ	4816-CE	1-D9HZ	4635-A	U/Joint	1-D9HZ	4800-A	Support assy. (center bearing)	
						1-B5QH	4637-A	Washer	1-⊕D9HZ	4865-A	Flange
90	★ D9HT	4817-FZA	D9HZ	4816-AE	1-D9HZ	4635-A	U/Joint	1-D9HZ	4800-A	Support assy. (center bearing)	
						1-B5QH	4637-A	Washer	1-⊕D9HZ	4865-A	Flange
90	★ D9HT	4817-GRA	D9HZ	4816-JX	1-D9HZ	4635-A	U/Joint	1-D9HZ	4800-A	Support assy. (center bearing)	
						1-B5QH	4637-A	Washer	1-⊕D9HZ	4865-A	Flange
90	★ D9HT	4817-GTA	E1HZ	4816-CL	1-D9HZ	4635-A	U/Joint	1-D9HZ	4800-A	Support assy. (center bearing)	
						1-B5QH	4637-A	Washer	1-⊕D9HZ	4865-A	Flange
90	★ D9HT	4817-HEA	D9HZ	4816-CA	1-C1TZ	4635-A	U/Joint	1-D4TZ	4800-C	Support assy. (center bearing)	
90	★ D9HT	4817-HUA	D9HZ	4816-CP	1-C1TZ	4635-A	U/Joint	1-D4TZ	4800-C	Support assy. (center bearing)	
						1-B5QH	4637-A	Washer			
90	★ D9HT	4817-JAA	D9HZ	4816-JH	1-B6TZ	4635-B	U/Joint	1-D4HZ	4805-A	Bearing baffle--also serviced in 4800 assy.	
					1-D5TZ	4800-A	Support assy. (center bearing)--NOTE 2	1-D4HZ	4805-B	Bearing baffle (collar)--also serviced in 4800 assy.	
90	★ D9HT	4817-KCA	D9HZ	4816-Z	1-B6TZ	4635-B	U/Joint	1-D4HZ	4805-A	Bearing baffle--also serviced in 4800 assy.	
					1-D5TZ	4800-A	Support assy. (center bearing)--NOTE 2	1-D4HZ	4805-B	Bearing baffle (collar)--also serviced in 4800 assy.	
90	★ D9HT	4817-KZA	D9HZ	4816-D	1-B6TZ	4635-B	U/Joint	1-D4HZ	4805-A	Bearing baffle--also serviced in 4800 assy.	
					1-D5TZ	4800-A	Support assy. (center bearing)--NOTE 2	1-D4HZ	4805-B	Bearing baffle (collar)--also serviced in 4800 assy.	
90	★ D9HT	4817-LCA	D9HZ	4816-AD	1-B6TZ	4635-B	U/Joint	1-D4HZ	4805-A	Bearing baffle--also serviced in 4800 assy.	
					1-D5TZ	4800-A	Support assy. (center bearing)--NOTE 2	1-D4HZ	4805-B	Bearing baffle (collar)--also serviced in 4800 assy.	

1990/
TRUCK SERIES 600/900

DRIVE and COUPLING SHAFT COMPONENT PARTS LISTS

YEAR	COMPLETE SHAFT ASSEMBLY	OPTIONAL COMPONENTS FOR COMPLETE SHAFT ASSEMBLY			
		SHAFT SUB-ASSEMBLY	RELATED PARTS FOR USE WITH SHAFT SUB-ASSEMBLY		

COUPLING SHAFT and INTERMEDIATE COUPLING SHAFT PARTS LISTS — Cont'd

Notes: † Use 383951-S2 bolt (3/4"-16-1 1/2") and 34797-S2 lockwasher
 % Use 304771-S2 bolt (3/4"-16-1 1/2") and 34797-S2 lock washer
 ⊕ Use 383951-S2 bolt (3/4"-16-1 1/2")

NOTE 1- Coupling shaft does not require support bearing collar-(discard)
 NOTE 2- Coupling shaft requires one of the two bearing baffles-(discard one only)

90	★ D9HT	4817-LEA	D9HZ	4816-CE	1-C1TZ	4635-A	U/Joint	1-D4TZ	4800-C	Support assy. (center bearing)
90	★ D9HT	4817-LFA	D9HZ	4816-CR	1-C1TZ	4635-A	U/Joint	1-D4TZ	4800-C	Support assy. (center bearing)
					1-B5QH	4637-A	Washer			
90	★ D9HT	4817-NLA	D9HZ	4816-CU	1-C1TZ	4635-A	U/Joint	1-D4TZ	4800-C	Support assy. (center bearing)
					1-B5QH	4637-A	Washer			
90	★ D9HT	4817-RBA	D9HZ	4816-ET	1-D9HZ	4635-A	U/Joint	1-D9HZ	4800-A	Support assy. (center bearing)
					1-B5QH	4637-A	Washer	1-⊕D9HZ	4865-A	Flange
90	★ D9HT	4817-RDA	D9HZ	4816-HV	1-D9HZ	4635-A	U/Joint	1-D9HZ	4800-A	Support assy. (center bearing)
					1-B5QH	4637-A	Washer	1-⊕D9HZ	4865-A	Flange
90	★ D9HT	4817-RFA	D9HZ	4816-JY	1-D9HZ	4635-A	U/Joint	1-D9HZ	4800-A	Support assy. (center bearing)
					1-B5QH	4637-A	Washer	1-⊕D9HZ	4865-A	Flange
90	★ D9HT	4817-RHA	D9HZ	4816-HW	1-D9HZ	4635-A	U/Joint	1-D9HZ	4800-A	Support assy. (center bearing)
					1-B5QH	4637-A	Washer	1-⊕D9HZ	4865-A	Flange
90	★ D9HT	4817-RMA	E1HZ	4816-K	1-D9HZ	4635-A	U/Joint	1-D9HZ	4800-A	Support assy. (center bearing)
					1-B5QH	4637-A	Washer	1-⊕D9HZ	4865-A	Flange
90	★ D9HT	4817-RRA	D9HZ	4816-EU	1-D9HZ	4635-A	U/Joint	1-D9HZ	4800-A	Support assy. (center bearing)
					1-B5QH	4637-A	Washer	1-⊕D9HZ	4865-A	Flange
90	★ D9HT	4817-RVA	E1HZ	4816-AZ	1-D9HZ	4635-A	U/Joint	1-D9HZ	4800-A	Support assy. (center bearing)
					1-B5QH	4637-A	Washer	1-⊕D9HZ	4865-A	Flange
90	★ D9HT	4817-RZA	E2HZ	4816-BV	1-D9HZ	4635-A	U/Joint	1-D9HZ	4800-A	Support assy. (center bearing)
					1-B5QH	4637-A	Washer	1-⊕D9HZ	4865-A	Flange
90	★ D9HT	4817-SBA	D9HZ	4816-EV	1-D9HZ	4635-A	U/Joint	1-D9HZ	4800-A	Support assy. (center bearing)
					1-B5QH	4637-A	Washer	1-⊕D9HZ	4865-A	Flange
90	★ D9HT	4817-SDA	D9HZ	4816-G	1-D9HZ	4635-A	U/Joint	1-D9HZ	4800-A	Support assy. (center bearing)
					1-B5QH	4637-A	Washer	1-⊕D9HZ	4865-A	Flange
90	★ D9HT	4817-SFA	D9HZ	4816-JU	1-D9HZ	4635-A	U/Joint	1-D9HZ	4800-A	Support assy. (center bearing)
					1-B5QH	4637-A	Washer	1-⊕D9HZ	4865-A	Flange
90	★ D9HT	4817-SHA	D9HZ	4816-JV	1-D9HZ	4635-A	U/Joint	1-D9HZ	4800-A	Support assy. (center bearing)
					1-B5QH	4637-A	Washer	1-⊕D9HZ	4865-A	Flange
90	★ D9HT	4817-SKA	E0HZ	4816-FJ	1-D9HZ	4635-A	U/Joint	1-D9HZ	4800-A	Support assy. (center bearing)
					1-B5QH	4637-A	Washer	1-⊕D9HZ	4865-A	Flange
90	★ D9HT	4817-SMA	E1HZ	4816-BA	1-D9HZ	4635-A	U/Joint	1-D9HZ	4800-A	Support assy. (center bearing)
					1-B5QH	4637-A	Washer	1-⊕D9HZ	4865-A	Flange
90	★ D9HT	4817-SRA	E2HZ	4816-CG	1-D9HZ	4635-A	U/Joint	1-D9HZ	4800-A	Support assy. (center bearing)
					1-B5QH	4637-A	Washer	1-⊕D9HZ	4865-A	Flange
90	★ D9HT	4817-STA	E2HZ	4816-BW	1-D9HZ	4635-A	U/Joint	1-D9HZ	4800-A	Support assy. (center bearing)
					1-B5QH	4637-A	Washer	1-⊕D9HZ	4865-A	Flange
90	★ E0HT	4817-EB	E1HZ	4816-CY	1-B6TZ	4635-B	U/Joint	1-D4HZ	4805-A	Bearing baffle-also serviced in 4800 assy.
					1-D5TZ	4800-A	Support assy. (center bearing)-NOTE 2	1-D4HZ	4805-B	Bearing baffle (collar)-also serviced in 4800 assy.
90	★ E0HT	4817-FB	E1HZ	4816-BB	1-B6TZ	4635-B	U/Joint	1-D4HZ	4805-A	Bearing baffle-also serviced in 4800 assy.
					1-D5TZ	4800-A	Support assy. (center bearing)-NOTE 2	1-D4HZ	4805-B	Bearing baffle (collar)-also serviced in 4800 assy.
90	★ E0HT	4817-GB	E4HZ	4816-B	1-B6TZ	4635-B	U/Joint	1-D4HZ	4805-A	Bearing baffle-also serviced in 4800 assy.
					1-D5TZ	4800-A	Support assy. (center bearing)-NOTE 2	1-D4HZ	4805-B	Bearing baffle (collar)-also serviced in 4800 assy.

1990/
TRUCK SERIES 600/900

DRIVE and COUPLING SHAFT COMPONENT PARTS LISTS										
YEAR	COMPLETE SHAFT ASSEMBLY	OPTIONAL COMPONENTS FOR COMPLETE SHAFT ASSEMBLY								
		SHAFT SUB-ASSEMBLY		RELATED PARTS FOR USE WITH SHAFT SUB-ASSEMBLY						
COUPLING SHAFT and INTERMEDIATE COUPLING SHAFT PARTS LISTS — Cont'd										
Notes: † Use 383951-S2 bolt (3/4"-16-1 1/2") and 34797-S2 lockwasher % Use 304771-S2 bolt (3/4"-16-1 1/2") and 34797-S2 lock washer ⊕ Use 383951-S2 bolt (3/4"-16-1 1/2") NOTE 1- Coupling shaft does not require support bearing collar-(discard) NOTE 2- Coupling shaft requires one of the two bearing baffles-(discard one only)										
90	★ EOHT 4817-JB	E1HZ 4816-BC	1-B6TZ 1-D5TZ	4635-B 4800-A	U/Joint Support assy. (center bearing)-NOTE 2	1-D4HZ 1-D4HZ	4805-A 4805-B	Bearing baffle-also serviced in 4800 assy. Bearing baffle (collar)-also serviced in 4800 assy.		
90	★ EOHT 4817-TB	E4HZ 4816-C	1-B6TZ 1-D5TZ	4635-B 4800-A	U/Joint Support assy. (center bearing)-NOTE 2	1-D4HZ 1-D4HZ	4805-A 4805-B	Bearing baffle-also serviced in 4800 assy. Bearing baffle (collar)-also serviced in 4800 assy.		
90	★ EOHT 4817-UB	E4HZ 4816-D	1-B6TZ 1-D5TZ	4635-B 4800-A	U/Joint Support assy. (center bearing)-NOTE 2	1-D4HZ 1-D4HZ	4805-A 4805-B	Bearing baffle-also serviced in 4800 assy. Bearing baffle (collar)-also serviced in 4800 assy.		
90	★ EOHT 4817-ZB	E0HZ 4816-HD	1-B6TZ 1-D5TZ	4635-B 4800-A	U/Joint Support assy. (center bearing)-NOTE 2	1-D4HZ 1-D4HZ	4805-A 4805-B	Bearing baffle-also serviced in 4800 assy. Bearing baffle (collar)-also serviced in 4800 assy.		
90	★ EOHT 4817-ADB	E0HZ 4816-FY	1-B6TZ 1-D5TZ	4635-B 4800-A	U/Joint Support assy. (center bearing)-NOTE 2	1-D4HZ 1-D4HZ	4805-A 4805-B	Bearing baffle-also serviced in 4800 assy. Bearing baffle (collar)-also serviced in 4800 assy.		
90	★ EOHT 4817-AEB	E0HZ 4816-FZ	1-B6TZ 1-D5TZ	4635-B 4800-A	U/Joint Support assy. (center bearing)-NOTE 2	1-D4HZ 1-D4HZ	4805-A 4805-B	Bearing baffle-also serviced in 4800 assy. Bearing baffle (collar)-also serviced in 4800 assy.		
90	★ EOHT 4817-AHB	E0HZ 4816-GA	1-B6TZ 1-D5TZ	4635-B 4800-A	U/Joint Support assy. (center bearing)-NOTE 2	1-D4HZ 1-D4HZ	4805-A 4805-B	Bearing baffle-also serviced in 4800 assy. Bearing baffle (collar)-also serviced in 4800 assy.		
90	★ EOHT 4817-AJB	E0HZ 4816-GB	1-B6TZ 1-D5TZ	4635-B 4800-A	U/Joint Support assy. (center bearing)-NOTE 2	1-D4HZ 1-D4HZ	4805-A 4805-B	Bearing baffle-also serviced in 4800 assy. Bearing baffle (collar)-also serviced in 4800 assy.		
90	★ EOHT 4817-ASB	E0HZ 4816-GC	1-B6TZ 1-D5TZ	4635-B 4800-A	U/Joint Support assy. (center bearing)-NOTE 2	1-D4HZ 1-D4HZ	4805-A 4805-B	Bearing baffle-also serviced in 4800 assy. Bearing baffle (collar)-also serviced in 4800 assy.		
90	★ EOHT 4817-AZB	E0HZ 4816-GD	1-B6TZ 1-D5TZ	4635-B 4800-A	U/Joint Support assy. (center bearing)-NOTE 2	1-D4HZ 1-D4HZ	4805-A 4805-B	Bearing baffle-also serviced in 4800 assy. Bearing baffle (collar)-also serviced in 4800 assy.		
90	★ EOHT 4817-BAB	E0HZ 4816-GE	1-B6TZ 1-D5TZ	4635-B 4800-A	U/Joint Support assy. (center bearing)-NOTE 2	1-D4HZ 1-D4HZ	4805-A 4805-B	Bearing baffle-also serviced in 4800 assy. Bearing baffle (collar)-also serviced in 4800 assy.		
90	★ EOHT 4817-BBB	E0HZ 4816-GF	1-B6TZ 1-D5TZ	4635-B 4800-A	U/Joint Support assy. (center bearing)-NOTE 2	1-D4HZ 1-D4HZ	4805-A 4805-B	Bearing baffle-also serviced in 4800 assy. Bearing baffle (collar)-also serviced in 4800 assy.		

1990/
TRUCK SERIES 600/900

DRIVE and COUPLING SHAFT COMPONENT PARTS LISTS

YEAR	COMPLETE SHAFT ASSEMBLY	OPTIONAL COMPONENTS FOR COMPLETE SHAFT ASSEMBLY	
		SHAFT SUB-ASSEMBLY	RELATED PARTS FOR USE WITH SHAFT SUB-ASSEMBLY

COUPLING SHAFT and INTERMEDIATE COUPLING SHAFT PARTS LISTS — Cont'd

Notes: † Use 383951-S2 bolt (3/4"-16-1 1/2") and 34797-S2 lockwasher
 % Use 304771-S2 bolt (3/4"-16-1 1/2") and 34797-S2 lock washer
 ⊕ Use 383951-S2 bolt (3/4"-16-1 1/2")

NOTE 1- Coupling shaft does not require support bearing collar-(discard)
 NOTE 2- Coupling shaft requires one of the two bearing baffles-(discard one only)

90	★ EOHT	4817-BDB	EOHZ 4816-GG	1-B6TZ 1-D5TZ	4635-B 4800-A	U/Joint Support assy. (center bearing)-NOTE 2	1-D4HZ 1-D4HZ	4805-A 4805-B	Bearing baffle-also serviced in 4800 assy. Bearing baffle (collar)-also serviced in 4800 assy.
90	★ EOHT	4817-BFB	EOHZ 4816-GH	1-B6TZ 1-D5TZ	4635-B 4800-A	U/Joint Support assy. (center bearing)-NOTE 2	1-D4HZ 1-D4HZ	4805-A 4805-B	Bearing baffle-also serviced in 4800 assy. Bearing baffle (collar)-also serviced in 4800 assy.
90	★ EOHT	4817-BGB	EOHZ 4816-GJ	1-B6TZ 1-D5TZ	4635-B 4800-A	U/Joint Support assy. (center bearing)-NOTE 2	1-D4HZ 1-D4HZ	4805-A 4805-B	Bearing baffle-also serviced in 4800 assy. Bearing baffle (collar)-also serviced in 4800 assy.
90	★ EOHT	4817-BJB	EOHZ 4816-GL	1-B6TZ 1-D5TZ	4635-B 4800-A	U/Joint Support assy. (center bearing)-NOTE 2	1-D4HZ 1-D4HZ	4805-A 4805-B	Bearing baffle-also serviced in 4800 assy. Bearing baffle (collar)-also serviced in 4800 assy.
90	★ EOHT	4817-BLB	E4HZ 4816-A	1-B6TZ 1-D5TZ	4635-B 4800-A	U/Joint Support assy. (center bearing)-NOTE 2	1-D4HZ 1-D4HZ	4805-A 4805-B	Bearing baffle-also serviced in 4800 assy. Bearing baffle (collar)-also serviced in 4800 assy.
90	★ EOHT	4817-BMB	E1HZ 4816-BE	1-B6TZ 1-D5TZ	4635-B 4800-A	U/Joint Support assy. (center bearing)-NOTE 2	1-D4HZ 1-D4HZ	4805-A 4805-B	Bearing baffle-also serviced in 4800 assy. Bearing baffle (collar)-also serviced in 4800 assy.
90	★ EOHT	4817-CBB	EOHZ 4816-GN	1-B6TZ 1-B5QH 1-D5TZ	4635-B 4637-A 4800-A	U/Joint Washer Support assy. (center bearing)-NOTE 1	2-D4HZ 1-†D4TZ	4805-A 4865-A	Bearing baffle-also serviced in 4800 assy. Flange
90	★ EOHT	4817-CCB	EOHZ 4816-GT	1-B6TZ 1-B5QH 1-D5TZ	4635-B 4637-A 4800-A	U/Joint Washer Support assy. (center bearing)-NOTE 1	2-D4HZ 1-†D4TZ	4805-A 4865-A	Bearing baffle-also serviced in 4800 assy. Flange
90	★ EOHT	4817-CDB	EOHZ 4816-GP	1-B6TZ 1-B5QH 1-D5TZ	4635-B 4637-A 4800-A	U/Joint Washer Support assy. (center bearing)-NOTE 1	2-D4HZ 1-†D4TZ	4805-A 4865-A	Bearing baffle-also serviced in 4800 assy. Flange
90	★ EOHT	4817-CFB	EOHZ 4816-GR	1-B6TZ 1-B5QH 1-D5TZ	4635-B 4637-A 4800-A	U/Joint Washer Support assy. (center bearing)-NOTE 1	2-D4HZ 1-†D4TZ	4805-A 4865-A	Bearing baffle-also serviced in 4800 assy. Flange
90	★ EOHT	4817-CGB	EOHZ 4816-GS	1-B6TZ 1-B5QH 1-D5TZ	4635-B 4637-A 4800-A	U/Joint Washer Support assy. (center bearing)-NOTE 1	2-D4HZ 1-†D4TZ	4805-A 4865-A	Bearing baffle-also serviced in 4800 assy. Flange
90	★ EOHT	4817-DMB	E1HZ 4816-CT	1-B6TZ 1-B5QH 1-D5TZ	4635-B 4637-A 4800-A	U/Joint Washer Support assy. (center bearing)-NOTE 1	2-D4HZ 1-†D4TZ	4805-A 4865-A	Bearing baffle-also serviced in 4800 assy. Flange

1990/
TRUCK SERIES 600/900

DRIVE and COUPLING SHAFT COMPONENT PARTS LISTS										
YEAR	COMPLETE SHAFT ASSEMBLY	OPTIONAL COMPONENTS FOR COMPLETE SHAFT ASSEMBLY								
		SHAFT SUB-ASSEMBLY		RELATED PARTS FOR USE WITH SHAFT SUB-ASSEMBLY						
COUPLING SHAFT and INTERMEDIATE COUPLING SHAFT PARTS LISTS — Cont'd										
Notes: † Use 383951-S2 bolt (3/4"-16-1 1/2") and 34797-S2 lockwasher % Use 304771-S2 bolt (3/4"-16-1 1/2") and 34797-S2 lock washer ⊕ Use 383951-S2 bolt (3/4"-16-1 1/2") NOTE 1- Coupling shaft does not require support bearing collar-(discard) NOTE 2- Coupling shaft requires one of the two bearing baffles-(discard one only)										
90	★ EOHT 4817-DRB	EOHZ 4816-GU	1-B6TZ 1-B5QH 1-D5TZ	4635-B 4637-A 4800-A	U/Joint Washer Support assy. (center bearing)-NOTE 1	2-D4HZ 1-†D4TZ	4805-A 4865-A	Bearing baffle-also serviced in 4800 assy. Flange		
90	★ EOHT 4817-DSB	EOHZ 4816-HE	1-B6TZ 1-B5QH 1-D5TZ	4635-B 4637-A 4800-A	U/Joint Washer Support assy. (center bearing)-NOTE 1	2-D4HZ 1-†D4TZ	4805-A 4865-A	Bearing baffle-also serviced in 4800 assy. Flange		
90	★ EOHT 4817-DUB	E1HZ 4816-BN	1-B6TZ 1-B5QH 1-D5TZ	4635-B 4637-A 4800-A	U/Joint Washer Support assy. (center bearing)-NOTE 1	2-D4HZ 1-†D4TZ	4805-A 4865-A	Bearing baffle-also serviced in 4800 assy. Flange		
90	★ EOHT 4817-DVB	EOHZ 4816-FA	1-B6TZ 1-B5QH 1-D5TZ	4635-B 4637-A 4800-A	U/Joint Washer Support assy. (center bearing)-NOTE 1	2-D4HZ 1-†D4TZ	4805-A 4865-A	Bearing baffle-also serviced in 4800 assy. Flange		
90	★ EOHT 4817-DYB	EOHZ 4816-GV	1-B6TZ 1-B5QH 1-D5TZ	4635-B 4637-A 4800-A	U/Joint Washer Support assy. (center bearing)-NOTE 1	2-D4HZ 1-†D4TZ	4805-A 4865-A	Bearing baffle-also serviced in 4800 assy. Flange		
90	★ EOHT 4817-EAB	E1HZ 4816-BP	1-B6TZ 1-B5QH 1-D5TZ	4635-B 4637-A 4800-A	U/Joint Washer Support assy. (center bearing)-NOTE 1	2-D4HZ 1-†D4TZ	4805-A 4865-A	Bearing baffle-also serviced in 4800 assy. Flange		
90	★ EOHT 4817-EEB	E1HZ 4816-CM	1-C1TZ	4635-A	U/Joint	1-D4TZ	4800-C	Support assy. (center bearing)		
90	★ EOHT 4817-ENB	EOHZ 4816-FP	1-C1TZ	4635-A	U/Joint	1-D4TZ	4800-C	Support assy. (center bearing)		
90	★ EOHT 4817-ERB	EOHZ 4816-FR	1-C1TZ	4635-A	U/Joint	1-D4TZ	4800-C	Support assy. (center bearing)		
90	★ EOHT 4817-EVB	EOHZ 4816-FS	1-C1TZ	4635-A	U/Joint	1-D4TZ	4800-C	Support assy. (center bearing)		
90	★ EOHT 4817-EYB	E1HZ 4816-BL	1-C1TZ	4635-A	U/Joint	1-D4TZ	4800-C	Support assy. (center bearing)		
90	★ EOHT 4817-FAB	E1HZ 4816-L	1-C1TZ	4635-A	U/Joint	1-D4TZ	4800-C	Support assy. (center bearing)		
90	★ EOHT 4817-FBB	E1HZ 4816-J	1-C1TZ	4635-A	U/Joint	1-D4TZ	4800-C	Support assy. (center bearing)		
90	★ EOHT 4817-FCB	EOHZ 4816-FT	1-C1TZ	4635-A	U/Joint	1-D4TZ	4800-C	Support assy. (center bearing)		
90	★ EOHT 4817-FHB	EOHZ 4816-FU	1-C1TZ	4635-A	U/Joint	1-D4TZ	4800-C	Support assy. (center bearing)		
90	★ EOHT 4817-FNB	EOHZ 4816-FV	1-C1TZ	4635-A	U/Joint	1-D4TZ	4800-C	Support assy. (center bearing)		
90	★ EOHT 4817-FVB	EOHZ 4816-FW	1-C1TZ	4635-A	U/Joint	1-D4TZ	4800-C	Support assy. (center bearing)		
90	★ EOHT 4817-FYB	E1HZ 4816-K	1-C1TZ	4635-A	U/Joint	1-D4TZ	4800-C	Support assy. (center bearing)		
90	★ EOHT 4817-FZB	E1HZ 4816-M	1-C1TZ	4635-A	U/Joint	1-D4TZ	4800-C	Support assy. (center bearing)		
90	★ EOHT 4817-GCB	EOHZ 4816-FX	1-C1TZ	4635-A	U/Joint	1-D4TZ	4800-C	Support assy. (center bearing)		
90	★ EOHT 4817-GEB	E1HZ 4816-BM	1-C1TZ	4635-A	U/Joint	1-D4TZ	4800-C	Support assy. (center bearing)		
90	★ EOHT 4817-GFB	EOHZ 4816-HU	1-C1TZ	4635-A	U/Joint	1-D4TZ	4800-C	Support assy. (center bearing)		
90	★ EOHT 4817-GNB	E1HZ 4816-BH	1-C1TZ	4635-A	U/Joint	1-D4TZ	4800-C	Support assy. (center bearing)		
90	★ EOHT 4817-HAB	EOHZ 4816-HB	1-C1TZ 1-B5QH	4635-A 4637-A	U/Joint Washer	1-D4TZ	4800-C	Support assy. (center bearing)		
90	★ EOHT 4817-HBB	EOHZ 4816-GW	1-C1TZ 1-B5QH	4635-A 4637-A	U/Joint Washer	1-D4TZ	4800-C	Support assy. (center bearing)		
90	★ EOHT 4817-HCB	EOHZ 4816-HG	1-C1TZ 1-B5QH	4635-A 4637-A	U/Joint Washer	1-D4TZ	4800-C	Support assy. (center bearing)		
90	★ EOHT 4817-HEB	E2HZ 4816-CH	1-C1TZ 1-B5QH	4635-A 4637-A	U/Joint Washer	1-D4TZ	4800-C	Support assy. (center bearing)		

1990/
TRUCK SERIES 600/900

DRIVE and COUPLING SHAFT COMPONENT PARTS LISTS

YEAR	COMPLETE SHAFT ASSEMBLY	OPTIONAL COMPONENTS FOR COMPLETE SHAFT ASSEMBLY			
		SHAFT SUB-ASSEMBLY	RELATED PARTS FOR USE WITH SHAFT SUB-ASSEMBLY		

COUPLING SHAFT and INTERMEDIATE COUPLING SHAFT PARTS LISTS — Cont'd

Notes: † Use 383951-S2 bolt (3/4"-16-1 1/2") and 34797-S2 lockwasher
 % Use 304771-S2 bolt (3/4"-16-1 1/2") and 34797-S2 lock washer
 ⊕ Use 383951-S2 bolt (3/4"-16-1 1/2")

NOTE 1- Coupling shaft does not require support bearing collar-(discard)
 NOTE 2- Coupling shaft requires one of the two bearing baffles-(discard one only)

90	★ EOHT	4817-HHB	EOHZ	4816-GY	1-C1TZ	4635-A	U/Joint	1-D4TZ	4800-C	Support assy. (center bearing)
					1-B5QH	4637-A	Washer			
90	★ EOHT	4817-HKB	EOHZ	4816-GZ	1-C1TZ	4635-A	U/Joint	1-D4TZ	4800-C	Support assy. (center bearing)
					1-B5QH	4637-A	Washer			
90	★ EOHT	4817-JFB	EOHZ	4816-HA	1-C1TZ	4635-A	U/Joint	1-D4TZ	4800-C	Support assy. (center bearing)
					1-B5QH	4637-A	Washer			
90	★ EOHT	4817-JLB	E1HZ	4816-H	1-C1TZ	4635-A	U/Joint	1-D4TZ	4800-C	Support assy. (center bearing)
					1-B5QH	4637-A	Washer			
90	★ EOHT	4817-JMB	E1HZ	4816-P	1-C1TZ	4635-A	U/Joint	1-D4TZ	4800-C	Support assy. (center bearing)
					1-B5QH	4637-A	Washer			
90	★ EOHT	4817-JNB	EOHZ	4816-FK	1-C1TZ	4635-A	U/Joint	1-D4TZ	4800-C	Support assy. (center bearing)
					1-B5QH	4637-A	Washer			
90	★ EOHT	4817-JUB	E1HZ	4816-BG	1-C1TZ	4635-A	U/Joint	1-D4TZ	4800-C	Support assy. (center bearing)
					1-B5QH	4637-A	Washer			
90	★ EOHT	4817-KDB	EOHZ	4816-HC	1-C1TZ	4635-A	U/Joint	1-D4TZ	4800-C	Support assy. (center bearing)
					1-B5QH	4637-A	Washer			
90	★ E1HT	4817-AA	E2HZ	4816-CK	1-D9HZ	4635-B	U/Joint	1-D4TZ	4800-J	Support assy. (center bearing)
					1-D3HZ	4637-A	Washer	1-E1HZ	4865-A	Flange
90	★ E1HT	4817-EA	E2HZ	4816-A	1-D9HZ	4635-B	U/Joint	1-D4TZ	4800-J	Support assy. (center bearing)
					1-D3HZ	4637-A	Washer	1-E1HZ	4865-A	Flange
90	★ E1HT	4817-FA	E2HZ	4816-B	1-D9HZ	4635-B	U/Joint	1-D4TZ	4800-J	Support assy. (center bearing)
					1-D3HZ	4637-A	Washer	1-E1HZ	4865-A	Flange
90	★ E1HT	4817-HA	E2HZ	4816-C	1-D9HZ	4635-B	U/Joint	1-D4TZ	4800-J	Support assy. (center bearing)
					1-D3HZ	4637-A	Washer	1-E1HZ	4865-A	Flange
90	★ E1HT	4817-KA	E1HZ	4816-CJ	1-D9HZ	4635-B	U/Joint	1-D4TZ	4800-J	Support assy. (center bearing)
					1-D3HZ	4637-A	Washer	1-E1HZ	4865-A	Flange
90	★ E1HT	4817-LA	E2HZ	4816-F	1-D9HZ	4635-B	U/Joint	1-D4TZ	4800-J	Support assy. (center bearing)
					1-D3HZ	4637-A	Washer	1-E1HZ	4865-A	Flange
90	★ E1HT	4817-MA	E2HZ	4816-G	1-D9HZ	4635-B	U/Joint	1-D4TZ	4800-J	Support assy. (center bearing)
					1-D3HZ	4637-A	Washer	1-E1HZ	4865-A	Flange
90	★ E1HT	4817-NA	E2HZ	4816-H	1-D9HZ	4635-B	U/Joint	1-D4TZ	4800-J	Support assy. (center bearing)
					1-D3HZ	4637-A	Washer	1-E1HZ	4865-A	Flange
90	★ E1HT	4817-RA	E2HZ	4816-J	1-D9HZ	4635-B	U/Joint	1-D4TZ	4800-J	Support assy. (center bearing)
					1-D3HZ	4637-A	Washer	1-E1HZ	4865-A	Flange
90	★ E1HT	4817-SA	E2HZ	4816-K	1-D9HZ	4635-B	U/Joint	1-D4TZ	4800-J	Support assy. (center bearing)
					1-D3HZ	4637-A	Washer	1-E1HZ	4865-A	Flange
90	★ E1HT	4817-TA	E2HZ	4816-L	1-D9HZ	4635-B	U/Joint	1-D4TZ	4800-J	Support assy. (center bearing)
					1-D3HZ	4637-A	Washer	1-E1HZ	4865-A	Flange
90	★ E1HT	4817-VA	E2HZ	4816-N	1-D9HZ	4635-B	U/Joint	1-D4TZ	4800-J	Support assy. (center bearing)
					1-D3HZ	4637-A	Washer	1-E1HZ	4865-A	Flange
90	★ E1HT	4817-ZA	E2HZ	4816-P	1-D9HZ	4635-B	U/Joint	1-D4TZ	4800-J	Support assy. (center bearing)
					1-D3HZ	4637-A	Washer	1-E1HZ	4865-A	Flange
90	★ E1HT	4817-AAA	E1HZ	4816-BW	1-D9HZ	4635-B	U/Joint	1-D4TZ	4800-J	Support assy. (center bearing)
					1-D3HZ	4637-A	Washer	1-E1HZ	4865-A	Flange
90	★ E1HT	4817-ABA	E1HZ	4816-BX	1-D9HZ	4635-B	U/Joint	1-D4TZ	4800-J	Support assy. (center bearing)
					1-D3HZ	4637-A	Washer	1-E1HZ	4865-A	Flange
90	★ E1HT	4817-ACA	E1HZ	4816-CU	1-D9HZ	4635-B	U/Joint	1-D4TZ	4800-J	Support assy. (center bearing)
					1-D3HZ	4637-A	Washer	1-E1HZ	4865-A	Flange
90	★ E1HT	4817-ADA	E2HZ	4816-R	1-D9HZ	4635-B	U/Joint	1-D4TZ	4800-J	Support assy. (center bearing)
					1-D3HZ	4637-A	Washer	1-E1HZ	4865-A	Flange

1990/
TRUCK SERIES 600/900

YEAR	COMPLETE SHAFT ASSEMBLY	DRIVE and COUPLING SHAFT COMPONENT PARTS LISTS			
		OPTIONAL COMPONENTS FOR COMPLETE SHAFT ASSEMBLY			
		SHAFT SUB-ASSEMBLY	RELATED PARTS FOR USE WITH SHAFT SUB-ASSEMBLY		

COUPLING SHAFT and INTERMEDIATE COUPLING SHAFT PARTS LISTS — Cont'd

Notes: † Use 383951-S2 bolt (3/4"-16-1 1/2") and 34797-S2 lockwasher
 % Use 304771-S2 bolt (3/4"-16-1 1/2") and 34797-S2 lockwasher
 ⊕ Use 383951-S2 bolt (3/4"-16-1 1/2")

NOTE 1- Coupling shaft does not require support bearing collar-(discard)
 NOTE 2- Coupling shaft requires one of the two bearing baffles-(discard one only)

90	★ EIHT 4817-AEA	E1HZ 4816-BY	1-D9HZ 4635-B U/Joint 1-D3HZ 4637-A Washer	1-D4TZ 4800-J Support assy. (center bearing) 1-E1HZ 4865-A Flange
90	★ EIHT 4817-AFA	E1HZ 4816-BZ	1-D9HZ 4635-B U/Joint 1-D3HZ 4637-A Washer	1-D4TZ 4800-J Support assy. (center bearing) 1-E1HZ 4865-A Flange
90	★ EIHT 4817-AGA	E1HZ 4816-CA	1-D9HZ 4635-B U/Joint 1-D3HZ 4637-A Washer	1-D4TZ 4800-J Support assy. (center bearing) 1-E1HZ 4865-A Flange
90	★ EIHT 4817-AHA	E1HZ 4816-CB	1-D9HZ 4635-B U/Joint 1-D3HZ 4637-A Washer	1-D4TZ 4800-J Support assy. (center bearing) 1-E1HZ 4865-A Flange
90	★ EIHT 4817-AJA	E1HZ 4816-CC	1-D9HZ 4635-B U/Joint 1-D3HZ 4637-A Washer 1-D3HZ 4637-A Washer	1-D4TZ 4800-J Support assy. (center bearing) 1-E1HZ 4865-A Flange 1-E1HZ 4865-A Flange
90	★ EIHT 4817-AKA	E1HZ 4816-CD	1-D9HZ 4635-B U/Joint 1-D3HZ 4637-A Washer	1-D4TZ 4800-J Support assy. (center bearing) 1-E1HZ 4865-A Flange
90	★ EIHT 4817-ALA	E1HZ 4816-CE	1-D9HZ 4635-B U/Joint 1-D3HZ 4637-A Washer	1-D4TZ 4800-J Support assy. (center bearing) 1-E1HZ 4865-A Flange
90	★ EIHT 4817-AMA	E1HZ 4816-CF	1-D9HZ 4635-B U/Joint 1-D3HZ 4637-A Washer	1-D4TZ 4800-J Support assy. (center bearing) 1-E1HZ 4865-A Flange
90	★ EIHT 4817-ANA	E1HZ 4816-CV	1-D9HZ 4635-B U/Joint 1-D3HZ 4637-A Washer	1-D4TZ 4800-J Support assy. (center bearing) 1-E1HZ 4865-A Flange
90	★ EIHT 4817-ARA	E2HZ 4816-S	1-D9HZ 4635-B U/Joint 1-D3HZ 4637-A Washer	1-D4TZ 4800-J Support assy. (center bearing) 1-E1HZ 4865-A Flange
90	★ EIHT 4817-ATA	E2HZ 4816-U	1-D9HZ 4635-B U/Joint 1-D3HZ 4637-A Washer	1-D4TZ 4800-J Support assy. (center bearing) 1-E1HZ 4865-A Flange
90	★ EIHT 4817-AUA	E2HZ 4816-V	1-D9HZ 4635-B U/Joint 1-D3HZ 4637-A Washer	1-D4TZ 4800-J Support assy. (center bearing) 1-E1HZ 4865-A Flange
90	★ EIHT 4817-AVA	E1HZ 4816-CG	1-D9HZ 4635-B U/Joint 1-D3HZ 4637-A Washer	1-D4TZ 4800-J Support assy. (center bearing) 1-E1HZ 4865-A Flange
90	★ EIHT 4817-BEA	E9HZ 4816-BA	1-D9HZ 4635-B U/Joint 1-D3HZ 4637-A Washer	1-D4TZ 4800-J Support assy. (center bearing) 1-E1HZ 4865-A Flange
90	★ EIHT 4817-BFA	E2HZ 4816-Y	1-D9HZ 4635-B U/Joint 1-D3HZ 4637-A Washer	1-D4TZ 4800-J Support assy. (center bearing) 1-E1HZ 4865-A Flange
90	★ EIHT 4817-BHA	E9HZ 4816-BB	1-D9HZ 4635-B U/Joint 1-D3HZ 4637-A Washer	1-D4TZ 4800-J Support assy. (center bearing) 1-E1HZ 4865-A Flange
90	★ EIHT 4817-BKA	E3HZ 4816-G	1-D9HZ 4635-B U/Joint 1-D3HZ 4637-A Washer	1-D4TZ 4800-J Support assy. (center bearing) 1-E1HZ 4865-A Flange
90	★ EIHT 4817-BNA	E9HZ 4816-BC	1-D9HZ 4635-B U/Joint 1-D3HZ 4637-A Washer	1-D4TZ 4800-J Support assy. (center bearing) 1-E1HZ 4865-A Flange
90	★ EIHT 4817-BSA	E9HZ 4816-BD	1-D9HZ 4635-B U/Joint 1-D3HZ 4637-A Washer	1-D4TZ 4800-J Support assy. (center bearing) 1-E1HZ 4865-A Flange
90	★ EIHT 4817-BZA	E2HZ 4816-BC	1-D9HZ 4635-B U/Joint 1-D3HZ 4637-A Washer	1-D4TZ 4800-J Support assy. (center bearing) 1-E1HZ 4865-A Flange
90	★ EIHT 4817-CAA	E2HZ 4816-BD	1-D9HZ 4635-B U/Joint 1-D3HZ 4637-A Washer	1-D4TZ 4800-J Support assy. (center bearing) 1-E1HZ 4865-A Flange
90	★ EIHT 4817-CCA	E2HZ 4816-BG	1-D9HZ 4635-B U/Joint 1-D3HZ 4637-A Washer	1-D4TZ 4800-J Support assy. (center bearing) 1-E1HZ 4865-A Flange
90	★ EIHT 4817-CEA	E2HZ 4816-Z	1-D9HZ 4635-B U/Joint 1-D3HZ 4637-A Washer	1-D4TZ 4800-J Support assy. (center bearing) 1-E1HZ 4865-A Flange
90	★ EIHT 4817-CFA	E2HZ 4816-AA	1-D9HZ 4635-B U/Joint 1-D3HZ 4637-A Washer	1-D4TZ 4800-J Support assy. (center bearing) 1-E1HZ 4865-A Flange
90	★ EIHT 4817-CGA	E2HZ 4816-AB	1-D9HZ 4635-B U/Joint 1-D3HZ 4637-A Washer	1-D4TZ 4800-J Support assy. (center bearing) 1-E1HZ 4865-A Flange

1990/
TRUCK SERIES 600/900

DRIVE and COUPLING SHAFT COMPONENT PARTS LISTS

YEAR	COMPLETE SHAFT ASSEMBLY	OPTIONAL COMPONENTS FOR COMPLETE SHAFT ASSEMBLY					
		SHAFT SUB-ASSEMBLY	RELATED PARTS FOR USE WITH SHAFT SUB-ASSEMBLY				
COUPLING SHAFT and INTERMEDIATE COUPLING SHAFT PARTS LISTS — Cont'd							
Notes: † Use 383951-S2 bolt (3/4"-16-1 1/2") and 34797-S2 lockwasher							
% Use 304771-S2 bolt (3/4"-16-1 1/2") and 34797-S2 lock washer							
⊕ Use 383951-S2 bolt (3/4"-16-1 1/2")							
NOTE 1- Coupling shaft does not require support bearing collar-(discard)							
NOTE 2- Coupling shaft requires one of the two bearing baffles-(discard one only)							
90	★ E1HT 4817-CHA	E2HZ 4816-AC	1-D9HZ 4635-B 1-D3HZ 4637-A	U/Joint Washer	1-D4TZ 4800-J 1-E1HZ 4865-A	Support assy. (center bearing) Flange	
90	★ E1HT 4817-CJA	E2HZ 4816-AD	1-D9HZ 4635-B 1-D3HZ 4637-A	U/Joint Washer	1-D4TZ 4800-J 1-E1HZ 4865-A	Support assy. (center bearing) Flange	
90	★ E1HT 4817-CKA	E2HZ 4816-BR	1-D9HZ 4635-B 1-D3HZ 4637-A	U/Joint Washer	1-D4TZ 4800-J 1-E1HZ 4865-A	Support assy. (center bearing) Flange	
90	★ E1HT 4817-CLA	E2HZ 4816-AE	1-D9HZ 4635-B 1-D3HZ 4637-A	U/Joint Washer	1-D4TZ 4800-J 1-E1HZ 4865-A	Support assy. (center bearing) Flange	
90	★ E1HT 4817-CMA	E2HZ 4816-AF	1-D9HZ 4635-B 1-D3HZ 4637-A	U/Joint Washer	1-D4TZ 4800-J 1-E1HZ 4865-A	Support assy. (center bearing) Flange	
90	★ E1HT 4817-CNA	E2HZ 4816-AG	1-D9HZ 4635-B 1-D3HZ 4637-A	U/Joint Washer	1-D4TZ 4800-J 1-E1HZ 4865-A	Support assy. (center bearing) Flange	
90	★ E1HT 4817-CSA	E2HZ 4816-AH	1-D9HZ 4635-B 1-D3HZ 4637-A	U/Joint Washer	1-D4TZ 4800-J 1-E1HZ 4865-A	Support assy. (center bearing) Flange	
90	★ E1HT 4817-CUA	E2HZ 4816-AJ	1-D9HZ 4635-B 1-D3HZ 4637-A	U/Joint Washer	1-D4TZ 4800-J 1-E1HZ 4865-A	Support assy. (center bearing) Flange	
90	★ E1HT 4817-CYA	E9HZ 4816-BE	1-D9HZ 4635-B 1-D3HZ 4637-A	U/Joint Washer	1-D4TZ 4800-J 1-E1HZ 4865-A	Support assy. (center bearing) Flange	
90	★ E1HT 4817-CZA	E6HZ 4816-L	1-D9HZ 4635-B 1-D3HZ 4637-A	U/Joint Washer	1-D4TZ 4800-J 1-E1HZ 4865-A	Support assy. (center bearing) Flange	
90	★ E1HT 4817-DBA	E2HZ 4816-AM	1-D9HZ 4635-B 1-D3HZ 4637-A	U/Joint Washer	1-D4TZ 4800-J 1-E1HZ 4865-A	Support assy. (center bearing) Flange	
90	★ E1HT 4817-DCA	E2HZ 4816-AN	1-D9HZ 4635-B 1-D3HZ 4637-A	U/Joint Washer	1-D4TZ 4800-J 1-E1HZ 4865-A	Support assy. (center bearing) Flange	
90	★ E1HT 4817-DDA	E6HZ 4816-P	1-D9HZ 4635-B 1-D3HZ 4637-A	U/Joint Washer	1-D4TZ 4800-J 1-E1HZ 4865-A	Support assy. (center bearing) Flange	
90	★ E1HT 4817-DFA	E2HZ 4816-AR	1-D9HZ 4635-B 1-D3HZ 4637-A	U/Joint Washer	1-D4TZ 4800-J 1-E1HZ 4865-A	Support assy. (center bearing) Flange	
90	★ E1HT 4817-DGA	E2HZ 4816-BK	1-D9HZ 4635-B 1-D3HZ 4637-A	U/Joint Washer	1-D4TZ 4800-J 1-E1HZ 4865-A	Support assy. (center bearing) Flange	
90	★ E1HT 4817-DHA	E2HZ 4816-AS	1-D9HZ 4635-B 1-D3HZ 4637-A	U/Joint Washer	1-D4TZ 4800-J 1-E1HZ 4865-A	Support assy. (center bearing) Flange	
90	★ E1HT 4817-DJA	E2HZ 4816-AT	1-D9HZ 4635-B 1-D3HZ 4637-A	U/Joint Washer	1-D4TZ 4800-J 1-E1HZ 4865-A	Support assy. (center bearing) Flange	
90	★ E1HT 4817-DKA	E2HZ 4816-AU	1-D9HZ 4635-B 1-D3HZ 4637-A	U/Joint Washer	1-D4TZ 4800-J 1-E1HZ 4865-A	Support assy. (center bearing) Flange	
90	★ E1HT 4817-DLA	E2HZ 4816-AV	1-D9HZ 4635-B 1-D3HZ 4637-A	U/Joint Washer	1-D4TZ 4800-J 1-E1HZ 4865-A	Support assy. (center bearing) Flange	
90	★ E1HT 4817-DNA	E2HZ 4816-AW	1-D9HZ 4635-B 1-D3HZ 4637-A	U/Joint Washer	1-D4TZ 4800-J 1-E1HZ 4865-A	Support assy. (center bearing) Flange	
90	★ E1HT 4817-DSA	E2HZ 4816-AX	1-D9HZ 4635-B 1-D3HZ 4637-A	U/Joint Washer	1-D4TZ 4800-J 1-E1HZ 4865-A	Support assy. (center bearing) Flange	
90	★ E1HT 4817-DUA	E9HZ 4816-BF	1-D9HZ 4635-B 1-D3HZ 4637-A	U/Joint Washer	1-D4TZ 4800-J 1-E1HZ 4865-A	Support assy. (center bearing) Flange	
90	★ E1HT 4817-DVA	E9HZ 4816-BG	1-D9HZ 4635-B 1-D3HZ 4637-A	U/Joint Washer	1-D4TZ 4800-J 1-E1HZ 4865-A	Support assy. (center bearing) Flange	
90	★ E1HT 4817-DZA	E2HZ 4816-BM	1-D9HZ 4635-B 1-D3HZ 4637-A	U/Joint Washer	1-D4TZ 4800-J 1-E1HZ 4865-A	Support assy. (center bearing) Flange	
90	★ E1HT 4817-EAA	E2HZ 4816-AZ	1-D9HZ 4635-B 1-D3HZ 4637-A	U/Joint Washer	1-D4TZ 4800-J 1-E1HZ 4865-A	Support assy. (center bearing) Flange	

1990/
TRUCK SERIES 600/900

DRIVE and COUPLING SHAFT COMPONENT PARTS LISTS										
YEAR	COMPLETE SHAFT ASSEMBLY	OPTIONAL COMPONENTS FOR COMPLETE SHAFT ASSEMBLY								
		SHAFT SUB-ASSEMBLY	RELATED PARTS FOR USE WITH SHAFT SUB-ASSEMBLY							

COUPLING SHAFT and INTERMEDIATE COUPLING SHAFT PARTS LISTS — Cont'd

Notes: † Use 383951-S2 bolt (3/4"-16-1 1/2") and 34797-S2 lockwasher
 % Use 304771-S2 bolt (3/4"-16-1 1/2") and 34797-S2 lock washer
 ⊕ Use 383951-S2 bolt (3/4"-16-1 1/2")

NOTE 1- Coupling shaft does not require support bearing collar-(discard)
 NOTE 2- Coupling shaft requires one of the two bearing baffles-(discard one only)

90	★ E1HT	4817-EBA	E9HZ	4816-BH	1-D9HZ	4635-B	U/Joint	1-D4TZ	4800-J	Support assy. (center bearing)
					1-D3HZ	4637-A	Washer	1-E1HZ	4865-A	Flange
90	★ E1HT	4817-ECA	E2HZ	4816-BA	1-D9HZ	4635-B	U/Joint	1-D4TZ	4800-J	Support assy. (center bearing)
					1-D3HZ	4637-A	Washer	1-E1HZ	4865-A	Flange
90	★ E1HT	4817-EDA	E2HZ	4816-BN	1-D9HZ	4635-B	U/Joint	1-D4TZ	4800-J	Support assy. (center bearing)
					1-D3HZ	4637-A	Washer	1-E1HZ	4865-A	Flange
90	★ E1HT	4817-EEA	E9HZ	4816-BJ	1-D9HZ	4635-B	U/Joint	1-D4TZ	4800-J	Support assy. (center bearing)
					1-D3HZ	4637-A	Washer	1-E1HZ	4865-A	Flange
90	★ E1HT	4817-EFA	E2HZ	4816-BP	1-D9HZ	4635-B	U/Joint	1-D4TZ	4800-J	Support assy. (center bearing)
					1-D3HZ	4637-A	Washer	1-E1HZ	4865-A	Flange
90	★ E1HT	4817-EJA	E3HZ	4816-J	1-D9HZ	4635-B	U/Joint	1-D4TZ	4800-J	Support assy. (center bearing)
					1-D3HZ	4637-A	Washer	1-E1HZ	4865-A	Flange
90	★ E1HT	4817-ELA	E9HZ	4816-BK	1-D9HZ	4635-B	U/Joint	1-D4TZ	4800-J	Support assy. (center bearing)
					1-D3HZ	4637-A	Washer	1-E1HZ	4865-A	Flange
90	★ E1HT	4817-EMA	E9HZ	4816-BL	1-D9HZ	4635-B	U/Joint	1-D4TZ	4800-J	Support assy. (center bearing)
					1-D3HZ	4637-A	Washer	1-E1HZ	4865-A	Flange
90	★ E1HT	4817-ENA	E1HZ	4816-AJ	1-D9HZ	4635-A	U/Joint	1-D9HZ	4800-A	Support assy. (center bearing)
					1-B5QH	4637-A	Washer	1-⊕D9HZ	4865-A	Flange
90	★ E1HT	4817-ERA	E1HZ	4816-AK	1-D9HZ	4635-A	U/Joint	1-D9HZ	4800-A	Support assy. (center bearing)
					1-B5QH	4637-A	Washer	1-⊕D9HZ	4865-A	Flange
90	★ E1HT	4817-ESA	E1HZ	4816-R	1-D9HZ	4635-A	U/Joint	1-D9HZ	4800-A	Support assy. (center bearing)
					1-B5QH	4637-A	Washer	1-⊕D9HZ	4865-A	Flange
90	★ E1HT	4817-ETA	E1HZ	4816-AL	1-D9HZ	4635-A	U/Joint	1-D9HZ	4800-A	Support assy. (center bearing)
					1-B5QH	4637-A	Washer	1-⊕D9HZ	4865-A	Flange
90	★ E1HT	4817-EUA	E1HZ	4816-S	1-D3TZ	4635-A	U/Joint	1-D9HZ	4800-A	Support assy. (center bearing)
					1-D6HZ	4637-A	Washer	1-D5HZ	4865-A	Flange
90	★ E1HT	4817-EVA	E1HZ	4816-N	1-C1TZ	4635-A	U/Joint	1-D4TZ	4800-C	Support assy. (center bearing)
90	★ E1HT	4817-EYA	E1HZ	4816-BT	1-D9HZ	4635-B	U/Joint	1-D4TZ	4800-J	Support assy. (center bearing)
					1-D3HZ	4637-A	Washer	1-E1HZ	4865-A	Flange
90	★ E1HT	4817-EZA	E1HZ	4816-DJ	1-D3TZ	4635-A	U/Joint	1-D9HZ	4800-A	Support assy. (center bearing)
					1-D6HZ	4637-A	Washer	1-D5HZ	4865-A	Flange
90	★ E1HT	4817-FAA	E1HZ	4816-BV	1-D9HZ	4635-B	U/Joint	1-D4TZ	4800-J	Support assy. (center bearing)
					1-D3HZ	4637-A	Washer	1-E1HZ	4865-A	Flange
90	★ E2HT	4817-AA	E2HZ	4816-CA	1-D9HZ	4635-B	U/Joint	1-D4TZ	4800-J	Support assy. (center bearing)
					1-D3HZ	4637-A	Washer	1-E1HZ	4865-A	Flange
90	★ E2HT	4817-BA	E2HZ	4816-CB	1-D9HZ	4635-A	U/Joint	1-D9HZ	4800-A	Support assy. (center bearing)
90	★ E2HT	4817-CA	E2HZ	4816-CC	1-D9HZ	4635-A	U/Joint	1-D9HZ	4800-A	Support assy. (center bearing)
90	★ E3HT	4817-AA	E3HZ	4816-L	1-D9HZ	4635-B	U/Joint	1-D4TZ	4800-J	Support assy. (center bearing)
					1-D3HZ	4637-A	Washer	1-E1HZ	4865-A	Flange
90	★ E3HT	4817-BA	E3HZ	4816-T	1-D9HZ	4635-B	U/Joint	1-D4TZ	4800-J	Support assy. (center bearing)
					1-D3HZ	4637-A	Washer	1-E1HZ	4865-A	Flange
90	★ E3HT	4817-EA	E3HZ	4816-H	1-D9HZ	4635-B	U/Joint	1-D4TZ	4800-J	Support assy. (center bearing)
					1-D3HZ	4637-A	Washer	1-E1HZ	4865-A	Flange
90	★ E3HT	4817-FA	E3HZ	4816-K	1-D9HZ	4635-B	U/Joint	1-D4TZ	4800-J	Support assy. (center bearing)
					1-D3HZ	4637-A	Washer	1-E1HZ	4865-A	Flange
90	★ E4HT	4817-AAA	E4HZ	4816-CA	1-B6TZ	4635-B	U/Joint	1-D5TZ	4800-A	Support assy. (center bearing)
					1-B5QH	4637-A	Washer	1-%E4HZ	4865-A	Flange
90	★ E4HT	4817-ACA	E4HZ	4816-BZ	1-B6TZ	4635-B	U/Joint	1-D5TZ	4800-A	Support assy. (center bearing)
					1-B5QH	4637-A	Washer	1-%E4HZ	4865-A	Flange

1990/
TRUCK SERIES 600/900

DRIVE and COUPLING SHAFT COMPONENT PARTS LISTS

YEAR	COMPLETE SHAFT ASSEMBLY	OPTIONAL COMPONENTS FOR COMPLETE SHAFT ASSEMBLY			
		SHAFT SUB-ASSEMBLY	RELATED PARTS FOR USE WITH SHAFT SUB-ASSEMBLY		

COUPLING SHAFT and INTERMEDIATE COUPLING SHAFT PARTS LISTS — Cont'd

Notes: † Use 383951-S2 bolt (3/4"-16-1 1/2") and 34797-S2 lockwasher
 % Use 304771-S2 bolt (3/4"-16-1 1/2") and 34797-S2 lock washer
 ⊕ Use 383951-S2 bolt (3/4"-16-1 1/2")

NOTE 1- Coupling shaft does not require support bearing collar-(discard)
 NOTE 2- Coupling shaft requires one of the two bearing baffles-(discard one only)

90	★ E4HT 4817-AEA	E4HZ 4816-BX	1-B6TZ 4635-B U/Joint 1-B5QH 4637-A Washer	1-D5TZ 4800-A Support assy. (center bearing) 1-%E4HZ 4865-A Flange
90	★ E4HT 4817-AFA	E4HZ 4816-EC	1-B6TZ 4635-B U/Joint 1-B5QH 4637-A Washer	1-D5TZ 4800-A Support assy. (center bearing) 1-%E4HZ 4865-A Flange
90	★ E4HT 4817-BLA	E4HZ 4816-BW	1-B6TZ 4635-B U/Joint 1-B5QH 4637-A Washer	1-D5TZ 4800-A Support assy. (center bearing) 1-%E4HZ 4865-A Flange
90	★ E4HT 4817-BNA	E4HZ 4816-BV	1-B6TZ 4635-B U/Joint 1-B5QH 4637-A Washer	1-D5TZ 4800-A Support assy. (center bearing) 1-%E4HZ 4865-A Flange
90	★ E4HT 4817-BRA	E4HZ 4816-BU	1-B6TZ 4635-B U/Joint 1-B5QH 4637-A Washer	1-D5TZ 4800-A Support assy. (center bearing) 1-%E4HZ 4865-A Flange
90	★ E4HT 4817-BSA	E4HZ 4816-BT	1-B6TZ 4635-B U/Joint 1-B5QH 4637-A Washer	1-D5TZ 4800-A Support assy. (center bearing) 1-%E4HZ 4865-A Flange
90	★ E4HT 4817-BTA	E4HZ 4816-BS	1-B6TZ 4635-B U/Joint 1-B5QH 4637-A Washer	1-D5TZ 4800-A Support assy. (center bearing) 1-%E4HZ 4865-A Flange
90	★ E4HT 4817-BVA	E4HZ 4816-BP	1-B6TZ 4635-B U/Joint 1-B5QH 4637-A Washer	1-D5TZ 4800-A Support assy. (center bearing) 1-%E4HZ 4865-A Flange
90	★ E4HT 4817-BZA	E4HZ 4816-BN	1-B6TZ 4635-B U/Joint 1-B5QH 4637-A Washer	1-D5TZ 4800-A Support assy. (center bearing) 1-%E4HZ 4865-A Flange
90	★ E4HT 4817-DKA	E4HZ 4816-BL	1-C1TZ 4635-A U/Joint	1-D5TZ 4800-A Support assy. (center bearing)
90	★ E4HT 4817-DLA	E4HZ 4816-BK	1-C1TZ 4635-A U/Joint	1-D5TZ 4800-A Support assy. (center bearing)
90	★ E4HT 4817-DMA	E4HZ 4816-BJ	1-C1TZ 4635-A U/Joint	1-D5TZ 4800-A Support assy. (center bearing)
90	★ E4HT 4817-DSA	E4HZ 4816-BH	1-C1TZ 4635-A U/Joint	1-D5TZ 4800-A Support assy. (center bearing)
90	★ E4HT 4817-DTA	E4HZ 4816-BG	1-C1TZ 4635-A U/Joint	1-D5TZ 4800-A Support assy. (center bearing)
90	★ E4HT 4817-DUA	E4HZ 4816-BF	1-C1TZ 4635-A U/Joint	1-D5TZ 4800-A Support assy. (center bearing)
90	★ E4HT 4817-DVA	E4HZ 4816-BE	1-C1TZ 4635-A U/Joint	1-D5TZ 4800-A Support assy. (center bearing)
90	★ E4HT 4817-DYA	E4HZ 4816-BD	1-C1TZ 4635-A U/Joint	1-D5TZ 4800-A Support assy. (center bearing)
90	★ E4HT 4817-DZA	E4HZ 4816-BC	1-C1TZ 4635-A U/Joint	1-D5TZ 4800-A Support assy. (center bearing)
90	★ E4HT 4817-EAA	E4HZ 4816-BB	1-C1TZ 4635-A U/Joint	1-D5TZ 4800-A Support assy. (center bearing)
90	★ E4HT 4817-EBA	E4HZ 4816-BA	1-C1TZ 4635-A U/Joint	1-D5TZ 4800-A Support assy. (center bearing)
90	★ E4HT 4817-ECA	E4HZ 4816-AZ	1-C1TZ 4635-A U/Joint	1-D5TZ 4800-A Support assy. (center bearing)
90	★ E4HT 4817-EEA	E4HZ 4816-AY	1-C1TZ 4635-A U/Joint	1-D5TZ 4800-A Support assy. (center bearing)
90	★ E4HT 4817-EFA	E4HZ 4816-AX	1-C1TZ 4635-A U/Joint	1-D5TZ 4800-A Support assy. (center bearing)
90	★ E4HT 4817-EGA	E4HZ 4816-AW	1-C1TZ 4635-A U/Joint	1-D5TZ 4800-A Support assy. (center bearing)
90	★ E4HT 4817-EHA	E4HZ 4816-AV	1-C1TZ 4635-A U/Joint	1-D5TZ 4800-A Support assy. (center bearing)
90	★ E4HT 4817-EJA	E4HZ 4816-AU	1-C1TZ 4635-A U/Joint	1-D5TZ 4800-A Support assy. (center bearing)
90	★ E4HT 4817-EMA	E4HZ 4816-AT	1-C1TZ 4635-A U/Joint	1-D5TZ 4800-A Support assy. (center bearing)
90	★ E4HT 4817-ENA	E4HZ 4816-AS	1-C1TZ 4635-A U/Joint	1-D5TZ 4800-A Support assy. (center bearing)
90	★ E4HT 4817-EUA	E4HZ 4816-AR	1-C1TZ 4635-A U/Joint	1-D5TZ 4800-A Support assy. (center bearing)
90	★ E4HT 4817-EVA	E4HZ 4816-AP	1-C1TZ 4635-A U/Joint	1-D5TZ 4800-A Support assy. (center bearing)
90	★ E4HT 4817-EYA	E4HZ 4816-AN	1-C1TZ 4635-A U/Joint	1-D5TZ 4800-A Support assy. (center bearing)
90	★ E4HT 4817-FBA	E9HZ 4816-BM	1-C1TZ 4635-A U/Joint	1-D5TZ 4800-A Support assy. (center bearing)
90	★ E4HT 4817-FCA	E4HZ 4816-AM	1-C1TZ 4635-A U/Joint	1-D5TZ 4800-A Support assy. (center bearing)
90	★ E4HT 4817-FEA	E4HZ 4816-AL	1-C1TZ 4635-A U/Joint	1-D5TZ 4800-A Support assy. (center bearing)
90	★ E4HT 4817-FFA	E4HZ 4816-AK	1-C1TZ 4635-A U/Joint	1-D5TZ 4800-A Support assy. (center bearing)
90	★ E4HT 4817-FGA	E4HZ 4816-AJ	1-C1TZ 4635-A U/Joint	1-D5TZ 4800-A Support assy. (center bearing)
90	★ E4HT 4817-FHA	E4HZ 4816-AH	1-C1TZ 4635-A U/Joint	1-D5TZ 4800-A Support assy. (center bearing)
90	★ E4HT 4817-FJA	E4HZ 4816-AG	1-C1TZ 4635-A U/Joint	1-D5TZ 4800-A Support assy. (center bearing)
90	★ E4HT 4817-FLA	E4HZ 4816-CJ	1-C1TZ 4635-A U/Joint	1-D5TZ 4800-A Support assy. (center bearing)
90	★ E4HT 4817-FMA	E4HZ 4816-CH	1-C1TZ 4635-A U/Joint	1-D5TZ 4800-A Support assy. (center bearing)

1990/
TRUCK SERIES 600/900

DRIVE and COUPLING SHAFT COMPONENT PARTS LISTS									
YEAR	COMPLETE SHAFT ASSEMBLY	OPTIONAL COMPONENTS FOR COMPLETE SHAFT ASSEMBLY							
		SHAFT SUB-ASSEMBLY		RELATED PARTS FOR USE WITH SHAFT SUB-ASSEMBLY					

COUPLING SHAFT and INTERMEDIATE COUPLING SHAFT PARTS LISTS — Cont'd

Notes: † Use 383951-S2 bolt (3/4"-16-1 1/2") and 34797-S2 lockwasher
 % Use 304771-S2 bolt (3/4"-16-1 1/2") and 34797-S2 lock washer
 ⊕ Use 383951-S2 bolt (3/4"-16-1 1/2")

NOTE 1- Coupling shaft does not require support bearing collar-(discard)
 NOTE 2- Coupling shaft requires one of the two bearing baffles-(discard one only)

90	★ E4HT	4817-FNA	E4HZ	4816-CG	1-C1TZ	4635-A	U/Joint	1-D5TZ	4800-A	Support assy. (center bearing)	
90	★ E4HT	4817-FRA	E7HZ	4816-ER	1-C1TZ	4635-A	U/Joint	1-D5TZ	4800-A	Support assy. (center bearing)	
90	★ E4HT	4817-FSA	E4HZ	4816-CF	1-C1TZ	4635-A	U/Joint	1-D5TZ	4800-A	Support assy. (center bearing)	
90	★ E4HT	4817-FTA	E4HZ	4816-CE	1-C1TZ	4635-A	U/Joint	1-D5TZ	4800-A	Support assy. (center bearing)	
90	★ E4HT	4817-FUA	E4HZ	4816-CD	1-C1TZ	4635-A	U/Joint	1-D5TZ	4800-A	Support assy. (center bearing)	
90	★ E4HT	4817-FVA	E7HZ	4816-EP	1-C1TZ	4635-A	U/Joint	1-D5TZ	4800-A	Support assy. (center bearing)	
90	★ E4HT	4817-FZA	E4HZ	4816-CC	1-C1TZ	4635-A	U/Joint	1-D5TZ	4800-A	Support assy. (center bearing)	
90	★ E4HT	4817-GAA	E4HZ	4816-CB	1-C1TZ	4635-A	U/Joint	1-D5TZ	4800-A	Support assy. (center bearing)	
90	★ E4HT	4817-GCA	E9HZ	4816-BN	1-C1TZ	4635-A	U/Joint	1-D5TZ	4800-A	Support assy. (center bearing)	
90	★ E4HT	4817-HSA	E4HZ	4816-U	1-C1TZ	4635-A	U/Joint	1-D5TZ	4800-A	Support assy. (center bearing)	
						1-B5QH	4637-A	Washer	1-%E4HZ	4865-B	Flange
90	★ E4HT	4817-HTA	E4HZ	4816-T	1-C1TZ	4635-A	U/Joint	1-D5TZ	4800-A	Support assy. (center bearing)	
						1-B5QH	4637-A	Washer	1-%E4HZ	4865-B	Flange
90	★ E4HT	4817-HZA	E4HZ	4816-DY	1-C1TZ	4635-A	U/Joint	1-D5TZ	4800-A	Support assy. (center bearing)	
						1-B5QH	4637-A	Washer	1-%E4HZ	4865-B	Flange
90	★ E4HT	4817-JAA	E4HZ	4816-R	1-C1TZ	4635-A	U/Joint	1-D5TZ	4800-A	Support assy. (center bearing)	
						1-B5QH	4637-A	Washer	1-%E4HZ	4865-B	Flange
90	★ E4HT	4817-JBA	E7HZ	4816-ES	1-C1TZ	4635-A	U/Joint	1-D5TZ	4800-A	Support assy. (center bearing)	
						1-B5QH	4637-A	Washer	1-%E4HZ	4865-B	Flange
90	★ E4HT	4817-JCA	E4HZ	4816-P	1-C1TZ	4635-A	U/Joint	1-D5TZ	4800-A	Support assy. (center bearing)	
						1-B5QH	4637-A	Washer	1-%E4HZ	4865-B	Flange
90	★ E4HT	4817-JEA	E4HZ	4816-N	1-C1TZ	4635-A	U/Joint	1-D5TZ	4800-A	Support assy. (center bearing)	
						1-B5QH	4637-A	Washer	1-%E4HZ	4865-B	Flange
90	★ E4HT	4817-JNA	E4HZ	4816-M	1-C1TZ	4635-A	U/Joint	1-D5TZ	4800-A	Support assy. (center bearing)	
						1-B5QH	4637-A	Washer	1-%E4HZ	4865-B	Flange
90	★ E4HT	4817-JYA	E4HZ	4816-L	1-C1TZ	4635-A	U/Joint	1-D5TZ	4800-A	Support assy. (center bearing)	
						1-B5QH	4637-A	Washer	1-%E4HZ	4865-B	Flange
90	★ E4HT	4817-JZA	E9HZ	4816-DN	1-C1TZ	4635-A	U/Joint	1-D5TZ	4800-A	Support assy. (center bearing)	
						1-B5QH	4637-A	Washer	1-%E4HZ	4865-B	Flange
90	★ E4HT	4817-KEA	E4HZ	4816-K	1-C1TZ	4635-A	U/Joint	1-D5TZ	4800-A	Support assy. (center bearing)	
						1-B5QH	4637-A	Washer	1-%E4HZ	4865-B	Flange
90	★ E4HT	4817-KFA	E4HZ	4816-J	1-C1TZ	4635-A	U/Joint	1-D5TZ	4800-A	Support assy. (center bearing)	
						1-B5QH	4637-A	Washer	1-%E4HZ	4865-B	Flange
90	★ E4HT	4817-KGA	E4HZ	4816-H	1-C1TZ	4635-A	U/Joint	1-D5TZ	4800-A	Support assy. (center bearing)	
						1-B5QH	4637-A	Washer	1-%E4HZ	4865-B	Flange
90	★ E4HT	4817-KHA	E4HZ	4816-G	1-C1TZ	4635-A	U/Joint	1-D5TZ	4800-A	Support assy. (center bearing)	
						1-B5QH	4637-A	Washer	1-%E4HZ	4865-B	Flange
90	★ E4HT	4817-KJA	E4HZ	4816-F	1-C1TZ	4635-A	U/Joint	1-D5TZ	4800-A	Support assy. (center bearing)	
						1-B5QH	4637-A	Washer	1-%E4HZ	4865-B	Flange
90	★ E4HT	4817-KKA	E4HZ	4816-E	1-C1TZ	4635-A	U/Joint	1-D5TZ	4800-A	Support assy. (center bearing)	
						1-B5QH	4637-A	Washer	1-%E4HZ	4865-B	Flange
90	★ E4HT	4817-KLA	E4HZ	4816-AE	1-C1TZ	4635-A	U/Joint	1-D5TZ	4800-A	Support assy. (center bearing)	
						1-B5QH	4637-A	Washer	1-%E4HZ	4865-B	Flange
90	★ E4HT	4817-KMA	E4HZ	4816-AD	1-C1TZ	4635-A	U/Joint	1-D5TZ	4800-A	Support assy. (center bearing)	
						1-B5QH	4637-A	Washer	1-%E4HZ	4865-B	Flange
90	★ E4HT	4817-KNA	E4HZ	4816-AC	1-C1TZ	4635-A	U/Joint	1-D5TZ	4800-A	Support assy. (center bearing)	
						1-B5QH	4637-A	Washer	1-%E4HZ	4865-B	Flange
90	★ E4HT	4817-KRA	E7HZ	4816-ET	1-C1TZ	4635-A	U/Joint	1-D5TZ	4800-A	Support assy. (center bearing)	
						1-B5QH	4637-A	Washer	1-%E4HZ	4865-B	Flange
90	★ E4HT	4817-KSA	E4HZ	4816-AB	1-C1TZ	4635-A	U/Joint	1-D5TZ	4800-A	Support assy. (center bearing)	
						1-B5QH	4637-A	Washer	1-%E4HZ	4865-B	Flange

1990/
TRUCK SERIES 600/900

DRIVE and COUPLING SHAFT COMPONENT PARTS LISTS

YEAR	COMPLETE SHAFT ASSEMBLY	OPTIONAL COMPONENTS FOR COMPLETE SHAFT ASSEMBLY	
		SHAFT SUB-ASSEMBLY	RELATED PARTS FOR USE WITH SHAFT SUB-ASSEMBLY

COUPLING SHAFT and INTERMEDIATE COUPLING SHAFT PARTS LISTS — Cont'd

Notes: † Use 383951-S2 bolt (3/4"-16-1 1/2") and 34797-S2 lockwasher
 % Use 304771-S2 bolt (3/4"-16-1 1/2") and 34797-S2 lock washer
 ⊕ Use 383951-S2 bolt (3/4"-16-1 1/2")

NOTE 1- Coupling shaft does not require support bearing collar-(discard)
 NOTE 2- Coupling shaft requires one of the two bearing baffles-(discard one only)

90	★ E4HT	4817-KTA	E4HZ	4816-AA	1-C1TZ	4635-A	U/Joint	1-D5TZ	4800-A	Support assy. (center bearing)
					1-B5QH	4637-A	Washer	1-%E4HZ	4865-B	Flange
90	★ E4HT	4817-KUA	E4HZ	4816-Z	1-C1TZ	4635-A	U/Joint	1-D5TZ	4800-A	Support assy. (center bearing)
					1-B5QH	4637-A	Washer	1-%E4HZ	4865-B	Flange
90	★ E4HT	4817-KVA	E4HZ	4816-Y	1-C1TZ	4635-A	U/Joint	1-D5TZ	4800-A	Support assy. (center bearing)
					1-B5QH	4637-A	Washer	1-%E4HZ	4865-B	Flange
90	★ E4HT	4817-KZA	E4HZ	4816-X	1-C1TZ	4635-A	U/Joint	1-D5TZ	4800-A	Support assy. (center bearing)
					1-B5QH	4637-A	Washer	1-%E4HZ	4865-B	Flange
90	★ E4HT	4817-LBA	E4HZ	4816-DZ	1-C1TZ	4635-A	U/Joint	1-D5TZ	4800-A	Support assy. (center bearing)
					1-B5QH	4637-A	Washer	1-%E4HZ	4865-B	Flange
90	★ E4HT	4817-LCA	E4HZ	4816-V	1-C1TZ	4635-A	U/Joint	1-D5TZ	4800-A	Support assy. (center bearing)
					1-B5QH	4637-A	Washer	1-%E4HZ	4865-B	Flange
90	★ E4HT	4817-LDA	E9HZ	4816-DP	1-C1TZ	4635-A	U/Joint	1-D5TZ	4800-A	Support assy. (center bearing)
					1-B5QH	4637-A	Washer	1-%E4HZ	4865-B	Flange
90	★ E4HT	4817-MLA	E8HZ	4816-DJ	1-D9HZ	4635-A	U/Joint	1-D9HZ	4800-A	Support assy. (center bearing)
					1-B5QH	4637-A	Washer	1-%E4HZ	4865-C	Flange
90	★ E4HT	4817-MMA	E4HZ	4816-CK	1-D9HZ	4635-A	U/Joint	1-D9HZ	4800-A	Support assy. (center bearing)
					1-B5QH	4637-A	Washer	1-%E4HZ	4865-C	Flange
90	★ E4HT	4817-MSA	E4HZ	4816-CN	1-D9HZ	4635-A	U/Joint	1-D9HZ	4800-A	Support assy. (center bearing)
					1-B5QH	4637-A	Washer	1-%E4HZ	4865-C	Flange
90	★ E4HT	4817-MTA	E4HZ	4816-CM	1-D9HZ	4635-A	U/Joint	1-D9HZ	4800-A	Support assy. (center bearing)
					1-B5QH	4637-A	Washer	1-%E4HZ	4865-C	Flange
90	★ E4HT	4817-MUA	E4HZ	4816-CL	1-D9HZ	4635-A	U/Joint	1-D9HZ	4800-A	Support assy. (center bearing)
					1-B5QH	4637-A	Washer	1-%E4HZ	4865-C	Flange
90	★ E4HT	4817-MYA	E9HZ	4816-BP	1-D9HZ	4635-A	U/Joint	1-D9HZ	4800-A	Support assy. (center bearing)
					1-B5QH	4637-A	Washer	1-%E4HZ	4865-C	Flange
90	★ E4HT	4817-MZA	E4HZ	4816-EA	1-D9HZ	4635-A	U/Joint	1-D9HZ	4800-C	Support assy. (center bearing)
					1-B5QH	4637-A	Washer	1-E4HZ	4865-C	Flange
90	★ E4HT	4817-NDA	E9HZ	4816-BR	1-D9HZ	4635-A	U/Joint	1-D9HZ	4800-A	Support assy. (center bearing)
					1-B5QH	4637-A	Washer	1-%E4HZ	4865-C	Flange
90	★ E4HT	4817-NNA	E4HZ	4816-DB	1-D9HZ	4635-A	U/Joint	1-D9HZ	4800-A	Support assy. (center bearing)
					1-B5QH	4637-A	Washer	1-%E4HZ	4865-C	Flange
90	★ E4HT	4817-NRA	E7HZ	4816-V	1-D9HZ	4635-A	U/Joint	1-D9TZ	4800-A	Support assy. (center bearing)
					1-B5QH	4637-A	Washer	1-%E4HZ	4865-C	Flange
90	★ E4HT	4817-NSA	E7HZ	4816-AY	1-D9HZ	4635-A	U/Joint	1-D9TZ	4800-A	Support assy. (center bearing)
					1-B5QH	4637-A	Washer	1-%E4HZ	4865-C	Flange
90	★ E4HT	4817-NTA	E7HZ	4816-W	1-D9HZ	4635-A	U/Joint	1-D9TZ	4800-A	Support assy. (center bearing)
					1-B5QH	4637-A	Washer	1-%E4HZ	4865-C	Flange
90	★ E4HT	4817-NUA	E7HZ	4816-AZ	1-D9HZ	4635-A	U/Joint	1-D9TZ	4800-A	Support assy. (center bearing)
					1-B5QH	4637-A	Washer	1-%E4HZ	4865-C	Flange
90	★ E4HT	4817-NYA	E4HZ	4816-DA	1-D9HZ	4635-A	U/Joint	1-D9HZ	4800-A	Support assy. (center bearing)
					1-B5QH	4637-A	Washer	1-%E4HZ	4865-C	Flange
90	★ E4HT	4817-NZA	E4HZ	4816-CZ	1-D9HZ	4635-A	U/Joint	1-D9HZ	4800-A	Support assy. (center bearing)
					1-B5QH	4637-A	Washer	1-%E4HZ	4865-C	Flange
90	★ E4HT	4817-RAA	E4HZ	4816-CY	1-D9HZ	4635-A	U/Joint	1-D9HZ	4800-A	Support assy. (center bearing)
					1-B5QH	4637-A	Washer	1-%E4HZ	4865-C	Flange
90	★ E4HT	4817-RBA	E9HZ	4816-C	1-D9HZ	4635-A	U/Joint	1-D9HZ	4800-A	Support assy. (center bearing)
					1-B5QH	4637-A	Washer	1-%E4HZ	4865-C	Flange
90	★ E4HT	4817-RCA	E4HZ	4816-CX	1-D9HZ	4635-A	U/Joint	1-D9HZ	4800-A	Support assy. (center bearing)
					1-B5QH	4637-A	Washer	1-%E4HZ	4865-C	Flange

1990/
TRUCK SERIES 600/900

DRIVE and COUPLING SHAFT COMPONENT PARTS LISTS										
YEAR	COMPLETE SHAFT ASSEMBLY	OPTIONAL COMPONENTS FOR COMPLETE SHAFT ASSEMBLY								
		SHAFT SUB-ASSEMBLY			RELATED PARTS FOR USE WITH SHAFT SUB-ASSEMBLY					

COUPLING SHAFT and INTERMEDIATE COUPLING SHAFT PARTS LISTS — Cont'd

Notes: † Use 383951-S2 bolt (3/4"-16-1 1/2") and 34797-S2 lockwasher
 % Use 304771-S2 bolt (3/4"-16-1 1/2") and 34797-S2 lock washer
 ⊕ Use 383951-S2 bolt (3/4"-16-1 1/2")

NOTE 1- Coupling shaft does not require support bearing collar-(discard)
 NOTE 2- Coupling shaft requires one of the two bearing baffles-(discard one only)

90	★ E4HT	4817-RDA	E4HZ	4816-CW	1-D9HZ	4635-A	U/Joint	1-D9HZ	4800-A	Support assy. (center bearing)
					1-B5QH	4637-A	Washer	1-%E4HZ	4865-C	Flange
90	★ E4HT	4817-REA	E4HZ	4816-CV	1-D9HZ	4635-A	U/Joint	1-D9HZ	4800-A	Support assy. (center bearing)
					1-B5QH	4637-A	Washer	1-%E4HZ	4865-C	Flange
90	★ E4HT	4817-RFA	E4HZ	4816-CU	1-D9HZ	4635-A	U/Joint	1-D9HZ	4800-A	Support assy. (center bearing)
					1-B5QH	4637-A	Washer	1-%E4HZ	4865-C	Flange
90	★ E4HT	4817-RGA	E4HZ	4816-CT	1-D9HZ	4635-A	U/Joint	1-D9HZ	4800-A	Support assy. (center bearing)
					1-B5QH	4637-A	Washer	1-%E4HZ	4865-C	Flange
90	★ E4HT	4817-RHA	E4HZ	4816-CS	1-D9HZ	4635-A	U/Joint	1-D9HZ	4800-A	Support assy. (center bearing)
					1-B5QH	4637-A	Washer	1-%E4HZ	4865-C	Flange
90	★ E4HT	4817-RJA	E4HZ	4816-CR	1-D9HZ	4635-A	U/Joint	1-D9HZ	4800-A	Support assy. (center bearing)
					1-B5QH	4637-A	Washer	1-%E4HZ	4865-C	Flange
90	★ E4HT	4817-RKA	E4HZ	4816-CP	1-D9HZ	4635-A	U/Joint	1-D9HZ	4800-A	Support assy. (center bearing)
					1-B5QH	4637-A	Washer	1-%E4HZ	4865-C	Flange
90	★ E4HT	4817-RLA	E4HZ	4816-DN	1-D9HZ	4635-A	U/Joint	1-D9HZ	4800-A	Support assy. (center bearing)
					1-B5QH	4637-A	Washer	1-%E4HZ	4865-C	Flange
90	★ E4HT	4817-RMA	E4HZ	4816-DM	1-D9HZ	4635-A	U/Joint	1-D9HZ	4800-A	Support assy. (center bearing)
					1-B5QH	4637-A	Washer	1-%E4HZ	4865-C	Flange
90	★ E4HT	4817-RNA	E4HZ	4816-DL	1-D9HZ	4635-A	U/Joint	1-D9HZ	4800-A	Support assy. (center bearing)
					1-B5QH	4637-A	Washer	1-%E4HZ	4865-C	Flange
90	★ E4HT	4817-RLA	E4HZ	4816-DK	1-D9HZ	4635-A	U/Joint	1-D9HZ	4800-A	Support assy. (center bearing)
					1-B5QH	4637-A	Washer	1-%E4HZ	4865-C	Flange
90	★ E4HT	4817-RSA	E4HZ	4816-DJ	1-D9HZ	4635-A	U/Joint	1-D9HZ	4800-A	Support assy. (center bearing)
					1-B5QH	4637-A	Washer	1-%E4HZ	4865-C	Flange
90	★ E4HT	4817-RTA	E4HZ	4816-DH	1-D9HZ	4635-A	U/Joint	1-D9HZ	4800-A	Support assy. (center bearing)
					1-B5QH	4637-A	Washer	1-%E4HZ	4865-C	Flange
90	★ E4HT	4817-RUA	E4HZ	4816-DG	1-D9HZ	4635-A	U/Joint	1-D9HZ	4800-A	Support assy. (center bearing)
					1-B5QH	4637-A	Washer	1-%E4HZ	4865-C	Flange
90	★ E4HT	4817-RVA	E4HZ	4816-DF	1-D9HZ	4635-A	U/Joint	1-D9HZ	4800-A	Support assy. (center bearing)
					1-B5QH	4637-A	Washer	1-%E4HZ	4865-C	Flange
90	★ E4HT	4817-RYA	E7HZ	4816-X	1-D9HZ	4635-A	U/Joint	1-D9TZ	4800-A	Support assy. (center bearing)
					1-B5QH	4637-A	Washer	1-%E4HZ	4865-C	Flange
90	★ E4HT	4817-RZA	E4HZ	4816-DE	1-D9HZ	4635-A	U/Joint	1-D9HZ	4800-A	Support assy. (center bearing)
					1-B5QH	4637-A	Washer	1-%E4HZ	4865-C	Flange
90	★ E4HT	4817-SBA	E4HZ	4816-EB	1-D9HZ	4635-A	U/Joint	1-D9HZ	4800-A	Support assy.
					1-B5QH	4637-A	Washer	1-%E4HZ	4865-C	Flange
90	★ E5HT	4817-AA	E6HZ	4816-A	1-D3TZ	4635-B	U/Joint	1-C6TZ	4865-B	Flange
					1-D4TZ	4800-G	Support assy. (center bearing)			
90	★ E5HT	4817-BA	E6HZ	4816-D	1-D3TZ	4635-B	U/Joint	1-C6TZ	4865-B	Flange
					1-D4TZ	4800-G	Support assy. (center bearing)			
90	★ E5HT	4817-CA	E6HZ	4816-E	1-D3TZ	4635-B	U/Joint	1-C6TZ	4865-B	Flange
					1-D4TZ	4800-G	Support assy. (center bearing)			
90	★ E5HT	4817-DA	E6HZ	4816-M	1-D3TZ	4635-B	U/Joint	1-C6TZ	4865-B	Flange
					1-D4TZ	4800-G	Support assy. (center bearing)			
90	★ E5HT	4817-EA	E6HZ	4816-B	1-D3TZ	4635-B	U/Joint	1-C6TZ	4865-B	Flange
					1-D4TZ	4800-G	Support assy. (center bearing)			
90	★ E5HT	4817-FA	E6HZ	4816-K	1-D3TZ	4635-B	U/Joint	1-C6TZ	4865-B	Flange
					1-D4TZ	4800-G	Support assy. (center bearing)			

1990/
TRUCK SERIES 600/900

DRIVE and COUPLING SHAFT COMPONENT PARTS LISTS										
YEAR	COMPLETE SHAFT ASSEMBLY	OPTIONAL COMPONENTS FOR COMPLETE SHAFT ASSEMBLY								
		SHAFT SUB-ASSEMBLY	RELATED PARTS FOR USE WITH SHAFT SUB-ASSEMBLY							

COUPLING SHAFT and INTERMEDIATE COUPLING SHAFT PARTS LISTS — Cont'd

Notes: † Use 383951-S2 bolt (3/4"-16-1 1/2") and 34797-S2 lockwasher
 % Use 304771-S2 bolt (3/4"-16-1 1/2") and 34797-S2 lockwasher
 ⊕ Use 383951-S2 bolt (3/4"-16-1 1/2")

NOTE 1- Coupling shaft does not require support bearing collar-(discard)
 NOTE 2- Coupling shaft requires one of the two bearing baffles-(discard one only)

90	★ E5HT	4817-GA	E6HZ	4816-C	1-D3TZ	4635-B	U/Joint		1-E7HZ	4865-B	Flange
					1-D4TZ	4800-G	Support assy. (center bearing)				
90	★ E7HT	4817-CA	E7HZ	4816-CM	1-E7HZ	4635-B	U/Joint		1-E7HZ	4865-A	Flange
					1-D9HZ	4800-A	Support assy. (center bearing)				
90	★ E7HT	4817-DA	E7HZ	4816-CN	1-E7HZ	4635-A	U/Joint		1-E7HZ	4865-A	Flange
					1-D9HZ	4800-A	Support assy. (center bearing)				
90	★ E7HT	4817-GA	E7HZ	4816-A	1-E7HZ	4635-B	U/Joint		1-E7HZ	4865-B	Flange
					1-D9HZ	4800-A	Support assy. (center bearing)				
90	★ E7HT	4817-HA	E7HZ	4816-CP	1-E7HZ	4635-B	U/Joint		1-E7HZ	4865-A	Flange
					1-D9HZ	4800-A	Support assy. (center bearing)				
90	★ E7HT	4817-JA	E7HZ	4816-B	1-E7HZ	4635-B	U/Joint		1-E7HZ	4865-A	Flange
					1-D9HZ	4800-A	Support assy. (center bearing)				
90	★ E7HT	4817-KA	E7HZ	4816-C	1-E7HZ	4635-B	U/Joint		1-E7HZ	4865-A	Flange
					1-D9HZ	4800-A	Support assy. (center bearing)				
90	★ E7HT	4817-NA	E7HZ	4816-BA	1-E7HZ	4635-B	U/Joint		1-E7HZ	4865-A	Flange
					1-D9HZ	4800-A	Support assy. (center bearing)				
90	★ E7HT	4817-RA	E7HZ	4816-D	1-E7HZ	4635-B	U/Joint		1-E7HZ	4865-A	Flange
					1-D9HZ	4800-A	Support assy. (center bearing)				
90	★ E7HT	4817-SA	E7HZ	4816-DM	1-E7HZ	4635-B	U/Joint		1-E7HZ	4865-A	Flange
					1-D9HZ	4800-A	Support assy. (center bearing)				
90	★ E7HT	4817-TA	E7HZ	4816-DN	1-E7HZ	4635-B	U/Joint		1-E7HZ	4865-A	Flange
					1-D9HZ	4800-A	Support assy. (center bearing)				
90	★ E7HT	4817-UA	E7HZ	4816-DP	1-E7HZ	4635-B	U/Joint		1-E7HZ	4865-A	Flange
					1-D9HZ	4800-A	Support assy. (center bearing)				
90	★ E7HT	4817-VA	E7HZ	4816-DZ	1-E7HZ	4635-B	U/Joint		1-E7HZ	4865-A	Flange
					1-D9HZ	4800-A	Support assy. (center bearing)				
90	★ E7HT	4817-ZA	E9HZ	4816-BS	1-E7HZ	4635-B	U/Joint		1-E7HZ	4865-A	Flange
					1-D9HZ	4800-A	Support assy. (center bearing)				
90	★ E7HT	4817-AAA	E9HZ	4816-D	1-E7HZ	4635-B	U/Joint		1-E7HZ	4865-A	Flange
					1-D9HZ	4800-A	Support assy. (center bearing)				
90	★ E7HT	4817-ABA	E7HZ	4816-CJ	1-E7HZ	4635-B	U/Joint		1-E7HZ	4865-A	Flange
					1-D9HZ	4800-A	Support assy. (center bearing)				
90	★ E7HT	4817-ACA	E7HZ	4816-CK	1-E7HZ	4635-B	U/Joint		1-E7HZ	4865-A	Flange
					1-D9HZ	4800-A	Support assy. (center bearing)				
90	★ E7HT	4817-ADA	E7HZ	4816-BB	1-E7HZ	4635-B	U/Joint		1-E7HZ	4865-A	Flange
					1-D9HZ	4800-A	Support assy. (center bearing)				
90	★ E7HT	4817-AEA	E7HZ	4816-BC	1-E7HZ	4635-B	U/Joint		1-E7HZ	4865-A	Flange
					1-D9HZ	4800-A	Support assy. (center bearing)				
90	★ E7HT	4817-AFA	E9HZ	4816-BT	1-E7HZ	4635-B	U/Joint		1-E7HZ	4865-A	Flange
					1-D9HZ	4800-A	Support assy. (center bearing)				
90	★ E7HT	4817-AGA	E7HZ	4816-Y	1-E7HZ	4635-B	U/Joint		1-E7HZ	4865-A	Flange
					1-D9HZ	4800-A	Support assy. (center bearing)				
90	★ E7HT	4817-AHA	E7HZ	4816-DV	1-E7HZ	4635-B	U/Joint		1-E7HZ	4865-A	Flange
					1-D9HZ	4800-A	Support assy. (center bearing)				
90	★ E7HT	4817-AJA	E7HZ	4816-CL	1-E7HZ	4635-B	U/Joint		1-E7HZ	4865-A	Flange
					1-D9HZ	4800-A	Support assy. (center bearing)				
90	★ E7HT	4817-AKA	E7HZ	4816-BD	1-E7HZ	4635-B	U/Joint		1-E7HZ	4865-A	Flange
					1-D9HZ	4800-A	Support assy. (center bearing)				

1990/
TRUCK SERIES 600/900

DRIVE and COUPLING SHAFT COMPONENT PARTS LISTS									
YEAR	COMPLETE SHAFT ASSEMBLY	OPTIONAL COMPONENTS FOR COMPLETE SHAFT ASSEMBLY							
		SHAFT SUB-ASSEMBLY		RELATED PARTS FOR USE WITH SHAFT SUB-ASSEMBLY					
COUPLING SHAFT and INTERMEDIATE COUPLING SHAFT PARTS LISTS -- Cont'd									
Notes: † Use 383951-S2 bolt (3/4"-16-1 1/2") and 34797-S2 lockwasher % Use 304771-S2 bolt (3/4"-16-1 1/2") and 34797-S2 lock washer ⊕ Use 383951-S2 bolt (3/4"-16-1 1/2")									
NOTE 1- Coupling shaft does not require support bearing collar-(discard)									
NOTE 2- Coupling shaft requires one of the two bearing baffles-(discard one only)									
90	★ E7HT 4817-ALA	E7HZ 4816-BE	1-E7HZ 4635-B U/Joint	1-E7HZ 4865-A	Flange				
			1-D9HZ 4800-A Support assy. (center bearing)						
90	★ E7HT 4817-AMA	E9HZ 4816-BV	1-E7HZ 4635-B U/Joint	1-E7HZ 4865-A	Flange				
			1-D9HZ 4800-A Support assy. (center bearing)						
90	★ E7HT 4817-ANA	E7HZ 4816-Z	1-E7HZ 4635-B U/Joint	1-E7HZ 4865-A	Flange				
			1-D9HZ 4800-A Support assy. (center bearing)						
90	★ E7HT 4817-ARA	E7HZ 4816-AA	1-E7HZ 4635-B U/Joint	1-E7HZ 4865-A	Flange				
			1-D9HZ 4800-A Support assy. (center bearing)						
90	★ E7HT 4817-ASA	E7HZ 4816-AB	1-E7HZ 4635-B U/Joint	1-E7HZ 4865-A	Flange				
			1-D9HZ 4800-A Support assy. (center bearing)						
90	★ E7HT 4817-ATA	E7HZ 4816-AB	1-E7HZ 4635-B U/Joint	1-E7HZ 4865-A	Flange				
			1-D9HZ 4800-A Support assy. (center bearing)						
90	★ E7HT 4817-AUA	E7HZ 4816-AD	1-E7HZ 4635-B U/Joint	1-E7HZ 4865-A	Flange				
			1-D9HZ 4800-A Support assy. (center bearing)						
90	★ E7HT 4817-AVA	E7HZ 4816-BF	1-E7HZ 4635-B U/Joint	1-E7HZ 4865-A	Flange				
			1-D9HZ 4800-A Support assy. (center bearing)						
90	★ E7HT 4817-AYA	E7HZ 4816-AE	1-E7HZ 4635-B U/Joint	1-E7HZ 4865-A	Flange				
			1-D9HZ 4800-A Support assy. (center bearing)						
90	★ E7HT 4817-AZA	E7HZ 4816-BG	1-E7HZ 4635-B U/Joint	1-E7HZ 4865-A	Flange				
			1-D9HZ 4800-A Support assy. (center bearing)						
90	★ E7HT 4817-BAA	E7HZ 4816-BH	1-E7HZ 4635-B U/Joint	1-E7HZ 4865-A	Flange				
			1-D9HZ 4800-A Support assy. (center bearing)						
90	★ E7HT 4817-BBA	E7HZ 4816-E	1-E7HZ 4635-B U/Joint	1-E7HZ 4865-A	Flange				
			1-D9HZ 4800-A Support assy. (center bearing)						
90	★ E7HT 4817-BCA	E7HZ 4816-F	1-E7HZ 4635-B U/Joint	1-E7HZ 4865-A	Flange				
			1-D9HZ 4800-A Support assy. (center bearing)						
90	★ E7HT 4817-BDA	E7HZ 4816-G	1-E7HZ 4635-B U/Joint	1-E7HZ 4865-A	Flange				
			1-D9HZ 4800-A Support assy. (center bearing)						
90	★ E7HT 4817-BEA	E7HZ 4816-AF	1-E7HZ 4635-B U/Joint	1-E7HZ 4865-A	Flange				
			1-D9HZ 4800-A Support assy. (center bearing)						
90	★ E7HT 4817-BFA	E7HZ 4816-DD	1-E7HZ 4635-B U/Joint	1-E7HZ 4865-A	Flange				
			1-D9HZ 4800-A Support assy. (center bearing)						
90	★ E7HT 4817-BGA	E7HZ 4816-BJ	1-E7HZ 4635-B U/Joint	1-E7HZ 4865-A	Flange				
			1-D9HZ 4800-A Support assy. (center bearing)						
90	★ E7HT 4817-BHA	E7HZ 4816-H	1-E7HZ 4635-B U/Joint	1-E7HZ 4865-A	Flange				
			1-D9HZ 4800-A Support assy. (center bearing)						
90	★ E7HT 4817-BJA	E7HZ 4816-AG	1-E7HZ 4635-B U/Joint	1-E7HZ 4865-A	Flange				
			1-D9HZ 4800-A Support assy. (center bearing)						
90	★ E7HT 4817-BKA	E9HZ 4816-BW	1-E7HZ 4635-B U/Joint	1-E7HZ 4865-A	Flange				
			1-D9HZ 4800-A Support assy. (center bearing)						
90	★ E7HT 4817-BLA	E9HZ 4816-E	1-E7HZ 4635-B U/Joint	1-E7HZ 4865-A	Flange				
			1-D9HZ 4800-A Support assy. (center bearing)						
90	★ E7HT 4817-BMA	E7HZ 4816-AH	1-E7HZ 4635-B U/Joint	1-E7HZ 4865-A	Flange				
			1-D9HZ 4800-A Support assy. (center bearing)						
90	★ E7HT 4817-BNA	E7HZ 4816-AJ	1-E7HZ 4635-B U/Joint	1-E7HZ 4865-A	Flange				
			1-D9HZ 4800-A Support assy. (center bearing)						
90	★ E7HT 4817-BRA	E7HZ 4816-AK	1-E7HZ 4635-B U/Joint	1-E7HZ 4865-A	Flange				
			1-D9HZ 4800-A Support assy. (center bearing)						

1990/
TRUCK SERIES 600/900

DRIVE and COUPLING SHAFT COMPONENT PARTS LISTS

YEAR	COMPLETE SHAFT ASSEMBLY	OPTIONAL COMPONENTS FOR COMPLETE SHAFT ASSEMBLY		
		SHAFT SUB-ASSEMBLY	RELATED PARTS FOR USE WITH SHAFT SUB-ASSEMBLY	

COUPLING SHAFT and INTERMEDIATE COUPLING SHAFT PARTS LISTS — Cont'd

Notes: † Use 383951-S2 bolt (3/4"-16-1 1/2") and 34797-S2 lockwasher
 % Use 304771-S2 bolt (3/4"-16-1 1/2") and 34797-S2 lockwasher
 ⊕ Use 383951-S2 bolt (3/4"-16-1 1/2")

NOTE 1- Coupling shaft does not require support bearing collar--(discard)

NOTE 2- Coupling shaft requires one of the two bearing baffles--(discard one only)

90	★ E7HT	4817-BSA	E7HZ	4816-AL	1-E7HZ	4635-B	U/Joint	1-E7HZ	4865-A	Flange
					1-D9HZ	4800-A	Support assy. (center bearing)			
90	★ E7HT	4817-BTA	E9HZ	4816-BX	1-E7HZ	4635-B	U/Joint	1-E7HZ	4865-A	Flange
					1-D9HZ	4800-A	Support assy. (center bearing)			
90	★ E7HT	4817-CEA	E7HZ	4816-CR	1-E7HZ	4635-A	U/Joint	1-E7HZ	4865-B	Flange
					1-D4TZ	4800-G	Support assy. (center bearing)			
90	★ E7HT	4817-CFA	E7HZ	4816-CU	1-E7HZ	4635-A	U/Joint	1-E7HZ	4865-B	Flange
					1-D4TZ	4800-G	Support assy. (center bearing)			
90	★ E7HT	4817-CGA	E7HZ	4816-CS	1-E7HZ	4635-A	U/Joint	1-E7HZ	4865-B	Flange
					1-D4TZ	4800-G	Support assy. (center bearing)			
90	★ E7HT	4817-CHA	E7HZ	4816-J	1-E7HZ	4635-A	U/Joint	1-E7HZ	4865-B	Flange
					1-D4TZ	4800-G	Support assy. (center bearing)			
90	★ E7HT	4817-CJA	E7HZ	4816-CT	1-E7HZ	4635-A	U/Joint	1-E7HZ	4865-B	Flange
					1-D4TZ	4800-G	Support assy. (center bearing)			
90	★ E7HT	4817-CKA	E7HZ	4816-K	1-E7HZ	4635-B	U/Joint	1-E7HZ	4865-A	Flange
					1-D4TZ	4800-G	Support assy. (center bearing)			
90	★ E7HT	4817-CLA	E7HZ	4816-CV	1-E7HZ	4635-A	U/Joint	1-E7HZ	4865-B	Flange
					1-D4TZ	4800-G	Support assy. (center bearing)			
90	★ E7HT	4817-CMA	E7HZ	4816-L	1-E7HZ	4635-B	U/Joint	1-E7HZ	4865-A	Flange
					1-D4TZ	4800-G	Support assy. (center bearing)			
90	★ E7HT	4817-CRA	E7HZ	4816-BK	1-E7HZ	4635-B	U/Joint	1-E7HZ	4865-A	Flange
					1-D4TZ	4800-G	Support assy. (center bearing)			
90	★ E7HT	4817-CSA	E7HZ	4816-BL	1-E7HZ	4635-B	U/Joint	1-E7HZ	4865-A	Flange
					1-D4TZ	4800-G	Support assy. (center bearing)			
90	★ E7HT	4817-CTA	E7HZ	4816-DE	1-E7HZ	4635-A	U/Joint	1-E7HZ	4865-B	Flange
					1-D4TZ	4800-G	Support assy. (center bearing)			
90	★ E7HT	4817-CUA	E7HZ	4816-DF	1-E7HZ	4635-A	U/Joint	1-E7HZ	4865-B	Flange
					1-D4TZ	4800-G	Support assy. (center bearing)			
90	★ E7HT	4817-CVA	E9HZ	4816-F	1-E7HZ	4635-A	U/Joint	1-E7HZ	4865-B	Flange
					1-D4TZ	4800-G	Support assy. (center bearing)			
90	★ E7HT	4817-CYA	E7HZ	4816-DW	1-E7HZ	4635-A	U/Joint	1-E7HZ	4865-B	Flange
					1-D4TZ	4800-G	Support assy. (center bearing)			
90	★ E7HT	4817-CZA	E9HZ	4816-DR	1-E7HZ	4635-A	U/Joint	1-E7HZ	4865-B	Flange
					1-D4TZ	4800-G	Support assy. (center bearing)			
90	★ E7HT	4817-DAA	E7HZ	4816-DS	1-E7HZ	4635-A	U/Joint	1-E7HZ	4865-B	Flange
					1-D4TZ	4800-G	Support assy. (center bearing)			
90	★ E7HT	4817-DBA	E9HZ	4816-BY	1-E7HZ	4635-A	U/Joint	1-E7HZ	4865-B	Flange
					1-D4TZ	4800-G	Support assy. (center bearing)			
90	★ E7HT	4817-DCA	E7HZ	4816-CW	1-E7HZ	4635-A	U/Joint	1-E7HZ	4865-B	Flange
					1-D4TZ	4800-G	Support assy. (center bearing)			
90	★ E7HT	4817-DDA	E7HZ	4816-BM	1-E7HZ	4635-B	U/Joint	1-E7HZ	4865-A	Flange
					1-D4TZ	4800-G	Support assy. (center bearing)			
90	★ E7HT	4817-DEA	E7HZ	4816-CX	1-E7HZ	4635-A	U/Joint	1-E7HZ	4865-B	Flange
					1-D4TZ	4800-G	Support assy. (center bearing)			
90	★ E7HT	4817-DFA	E7HZ	4816-BN	1-E7HZ	4635-B	U/Joint	1-E7HZ	4865-A	Flange
					1-D4TZ	4800-G	Support assy. (center bearing)			
90	★ E7HT	4817-DGA	E9HZ	4816-DS	1-E7HZ	4635-A	U/Joint	1-E7HZ	4865-B	Flange
					1-D4TZ	4800-G	Support assy. (center bearing)			
90	★ E7HT	4817-DHA	E7HZ	4816-BP	1-E7HZ	4635-B	U/Joint	1-E7HZ	4865-A	Flange
					1-D4TZ	4800-G	Support assy. (center bearing)			

1990/
TRUCK SERIES 600/900

DRIVE and COUPLING SHAFT COMPONENT PARTS LISTS									
YEAR	COMPLETE SHAFT ASSEMBLY	OPTIONAL COMPONENTS FOR COMPLETE SHAFT ASSEMBLY							
		SHAFT SUB-ASSEMBLY		RELATED PARTS FOR USE WITH SHAFT SUB-ASSEMBLY					

COUPLING SHAFT and INTERMEDIATE COUPLING SHAFT PARTS LISTS — Cont'd

Notes: † Use 383951-S2 bolt (3/4"-16-1 1/2") and 34797-S2 lockwasher
 % Use 304771-S2 bolt (3/4"-16-1 1/2") and 34797-S2 lock washer
 ⊕ Use 383951-S2 bolt (3/4"-16-1 1/2")

NOTE 1- Coupling shaft does not require support bearing collar-(discard)
 NOTE 2- Coupling shaft requires one of the two bearing baffles-(discard one only)

90	★ E7HT	4817-DJA	E7HZ	4816-RM	1-E7HZ	4635-A	U/Joint	1-E7HZ	4865-B	Flange
					1-D4TZ	4800-G	Support assy. (center bearing)			
90	★ E7HT	4817-DKA	E7HZ	4816-DG	1-E7HZ	4635-A	U/Joint	1-E7HZ	4865-B	Flange
					1-D4TZ	4800-G	Support assy. (center bearing)			
90	★ E7HT	4817-DLA	E7HZ	4816-AN	1-E7HZ	4635-A	U/Joint	1-E7HZ	4865-B	Flange
					1-D4TZ	4800-G	Support assy. (center bearing)			
90	★ E7HT	4817-DMA	E7HZ	4816-BR	1-E7HZ	4635-A	U/Joint	1-E7HZ	4865-B	Flange
					1-D4TZ	4800-G	Support assy. (center bearing)			
90	★ E7HT	4817-DNA	E7HZ	4816-BS	1-E7HZ	4635-A	U/Joint	1-E7HZ	4865-B	Flange
					1-D4TZ	4800-G	Support assy. (center bearing)			
90	★ E7HT	4817-DRA	E7HZ	4816-BT	1-E7HZ	4635-A	U/Joint	1-E7HZ	4865-B	Flange
					1-D4TZ	4800-G	Support assy. (center bearing)			
90	★ E7HT	4817-DSA	E7HZ	4816-DH	1-E7HZ	4635-A	U/Joint	1-E7HZ	4865-B	Flange
					1-D4TZ	4800-G	Support assy. (center bearing)			
90	★ E7HT	4817-DTA	E7HZ	4816-AP	1-E7HZ	4635-A	U/Joint	1-E7HZ	4865-B	Flange
					1-D4TZ	4800-G	Support assy. (center bearing)			
90	★ E7HT	4817-DUA	E7HZ	4816-AR	1-E7HZ	4635-A	U/Joint	1-E7HZ	4865-B	Flange
					1-D4TZ	4800-G	Support assy. (center bearing)			
90	★ E7HT	4817-DVA	E7HZ	4816-BU	1-E7HZ	4635-A	U/Joint	1-E7HZ	4865-B	Flange
					1-D4TZ	4800-G	Support assy. (center bearing)			
90	★ E7HT	4817-DYA	E7HZ	4816-AS	1-E7HZ	4635-A	U/Joint	1-E7HZ	4865-B	Flange
					1-D4TZ	4800-G	Support assy. (center bearing)			
90	★ E7HT	4817-DZA	E7HZ	4816-ATA	1-E7HZ	4635-A	U/Joint	1-E7HZ	4865-B	Flange
					1-D4TZ	4800-G	Support assy. (center bearing)			
90	★ E7HT	4817-EAA	E7HZ	4816-AV	1-E7HZ	4635-A	U/Joint	1-E7HZ	4865-B	Flange
					1-D4TZ	4800-G	Support assy. (center bearing)			
90	★ E7HT	4817-EBA	E7HZ	4816-M	1-E7HZ	4635-A	U/Joint	1-E7HZ	4865-B	Flange
					1-D4TZ	4800-G	Support assy. (center bearing)			
90	★ E7HT	4817-ECA	E7HZ	4816-BV	1-E7HZ	4635-A	U/Joint	1-E7HZ	4865-B	Flange
					1-D4TZ	4800-G	Support assy. (center bearing)			
90	★ E7HT	4817-EDA	E7HZ	4816-N	1-E7HZ	4635-A	U/Joint	1-E7HZ	4865-B	Flange
					1-D4TZ	4800-G	Support assy. (center bearing)			
90	★ E7HT	4817-EFA	E7HZ	4816-BW	1-E7HZ	4635-A	U/Joint	1-E7HZ	4865-B	Flange
					1-D4TZ	4800-G	Support assy. (center bearing)			
90	★ E7HT	4817-EGA	E7HZ	4816-P	1-E7HZ	4635-A	U/Joint	1-E7HZ	4865-B	Flange
					1-D4TZ	4800-G	Support assy. (center bearing)			
90	★ E7HT	4817-EHA	E7HZ	4816-BX	1-E7HZ	4635-A	U/Joint	1-E7HZ	4865-B	Flange
					1-D4TZ	4800-G	Support assy. (center bearing)			
90	★ E7HT	4817-EJA	E9HZ	4816-BZ	1-E7HZ	4635-A	U/Joint	1-E7HZ	4865-B	Flange
					1-D4TZ	4800-G	Support assy. (center bearing)			
90	★ E7HT	4817-EKA	E7HZ	4816-BY	1-E7HZ	4635-A	U/Joint	1-E7HZ	4865-B	Flange
					1-D4TZ	4800-G	Support assy. (center bearing)			
90	★ E7HT	4817-ELA	E7HZ	4816-AV	1-E7HZ	4635-A	U/Joint	1-E7HZ	4865-B	Flange
					1-D4TZ	4800-G	Support assy. (center bearing)			
90	★ E7HT	4817-EMA	E9HZ	4816-CA	1-E7HZ	4635-A	U/Joint	1-E7HZ	4865-B	Flange
					1-D4TZ	4800-G	Support assy. (center bearing)			
90	★ E7HT	4817-ENA	E9HZ	4816-CB	1-E7HZ	4635-A	U/Joint	1-E7HZ	4865-B	Flange
					1-D4TZ	4800-G	Support assy. (center bearing)			
90	★ E7HT	4817-ERA	E7HZ	4816-AW	1-E7HZ	4635-A	U/Joint	1-E7HZ	4865-B	Flange
					1-D4TZ	4800-G	Support assy. (center bearing)			

1990/
TRUCK SERIES 600/900

DRIVE and COUPLING SHAFT COMPONENT PARTS LISTS

YEAR	COMPLETE SHAFT ASSEMBLY	OPTIONAL COMPONENTS FOR COMPLETE SHAFT ASSEMBLY			
		SHAFT SUB-ASSEMBLY	RELATED PARTS FOR USE WITH SHAFT SUB-ASSEMBLY		

COUPLING SHAFT and INTERMEDIATE COUPLING SHAFT PARTS LISTS — Cont'd

Notes: † Use 383951-S2 bolt (3/4"-16-1 1/2") and 34797-S2 lockwasher
 % Use 304771-S2 bolt (3/4"-16-1 1/2") and 34797-S2 lock washer
 ⊕ Use 383951-S2 bolt (3/4"-16-1 1/2")

NOTE 1- Coupling shaft does not require support bearing collar-(discard)
 NOTE 2- Coupling shaft requires one of the two bearing baffles-(discard one only)

90	★ E7HT	4817-ESA	E8HZ	4816-C	1-E7HZ 1-D4TZ	4635-A 4800-G	U/Joint Support assy. (center bearing)	1-E7HZ	4865-B	Flange
90	★ E7HT	4817-ETA	E7HZ	4816-AX	1-E7HZ 1-D4TZ	4635-A 4800-G	U/Joint Support assy. (center bearing)	1-E7HZ	4865-B	Flange
90	★ E7HT	4817-EUA	E9HZ	4816-CC	1-E7HZ 1-D4TZ	4635-A 4800-G	U/Joint Support assy. (center bearing)	1-E7HZ	4865-B	Flange
90	★ E7HT	4817-EVA	E9HZ	4816-DT	1-E7HZ 1-D4TZ	4635-A 4800-G	U/Joint Support assy. (center bearing)	1-E7HZ	4865-B	Flange
90	★ E7HT	4817-EYA	E9HZ	4816-DV	1-E7HZ 1-D4TZ	4635-A 4800-G	U/Joint Support assy. (center bearing)	1-E7HZ	4865-B	Flange
90	★ E7HT	4817-EZA	E7HZ	4816-EK	1-E7HZ 1-D4TZ	4635-A 4800-G	U/Joint Support assy. (center bearing)	1-E7HZ	4865-B	Flange
90	★ E7HT	4817-FEA	E9HZ	4816-CD	1-E7HZ 1-D4TZ	4635-A 4800-G	U/Joint Support assy. (center bearing)	1-E7HZ	4865-B	Flange
90	★ E7HT	4817-FFA	E7HZ	4816-R	1-E7HZ 1-D4TZ	4635-A 4800-G	U/Joint Support assy. (center bearing)	1-E7HZ	4865-B	Flange
90	★ E7HT	4817-FGA	E7HZ	4816-CY	1-E7HZ 1-D4TZ	4635-A 4800-G	U/Joint Support assy. (center bearing)	1-E7HZ	4865-B	Flange
90	★ E7HT	4817-FSA	E7HZ	4816-BZ	1-E7HZ 1-D4TZ	4635-A 4800-G	U/Joint Support assy. (center bearing)	1-E7HZ	4865-B	Flange
90	★ E7HT	4817-FTA	E7HZ	4816-CA	1-E7HZ 1-D4TZ	4635-A 4800-G	U/Joint Support assy. (center bearing)	1-E7HZ	4865-B	Flange
90	★ E7HT	4817-FUA	E9HZ	4816-CE	1-E7HZ 1-D4TZ	4635-A 4800-G	U/Joint Support assy. (center bearing)	1-E7HZ	4865-B	Flange
90	★ E7HT	4817-FVA	E7HZ	4816-DJ	1-E7HZ 1-D4TZ	4635-A 4800-G	U/Joint Support assy. (center bearing)	1-E7HZ	4865-B	Flange
90	★ E7HT	4817-FYA	E8HZ	4816-D	1-E7HZ 1-D4TZ	4635-A 4800-G	U/Joint Support assy. (center bearing)	1-E7HZ	4865-B	Flange
90	★ E7HT	4817-FZA	E7HZ	4816-DZ	1-E7HZ 1-D4TZ	4635-A 4800-G	U/Joint Support assy. (center bearing)	1-E7HZ	4865-B	Flange
90	★ E7HT	4817-GAA	E7HZ	4816-DT	1-E7HZ 1-D4TZ	4635-A 4800-G	U/Joint Support assy. (center bearing)	1-E7HZ	4865-A	Flange
90	★ E7HT	4817-GBA	E7HZ	4816-DU	1-E7HZ 1-D4TZ	4635-A 4800-G	U/Joint Support assy. (center bearing)	1-E7HZ	4865-B	Flange
90	★ E7HT	4817-GCA	E8HZ	4816-E	1-E7HZ 1-D4TZ	4635-A 4800-G	U/Joint Support assy. (center bearing)	1-E7HZ	4865-B	Flange
90	★ E7HT	4817-GDA	E7HZ	4816-CB	1-E7HZ 1-D4TZ	4635-A 4800-G	U/Joint Support assy. (center bearing)	1-E7HZ	4865-B	Flange
90	★ E7HT	4817-GEA	E7HZ	4816-CC	1-E7HZ 1-D4TZ	4635-A 4800-G	U/Joint Support assy. (center bearing)	1-E7HZ	4865-B	Flange
90	★ E7HT	4817-GFA	E7HZ	4816-CZ	1-E7HZ 1-D4TZ	4635-A 4800-G	U/Joint Support assy. (center bearing)	1-E7HZ	4865-B	Flange
90	★ E7HT	4817-GGA	E7HZ	4816-EU	1-E7HZ 1-D4TZ	4635-A 4800-G	U/Joint Support assy. (center bearing)	1-E7HZ	4865-B	Flange
90	★ E7HT	4817-GHA	E7HZ	4816-DA	1-E7HZ 1-D4TZ	4635-A 4800-G	U/Joint Support assy. (center bearing)	1-E7HZ	4865-B	Flange
90	★ E7HT	4817-GJA	E7HZ	4816-CD	1-E7HZ 1-D4TZ	4635-A 4800-G	U/Joint Support assy. (center bearing)	1-E7HZ	4865-B	Flange
90	★ E7HT	4817-GKA	E7HZ	4816-DB	1-E7HZ 1-D4TZ	4635-A 4800-G	U/Joint Support assy. (center bearing)	1-E7HZ	4865-B	Flange

1990/
TRUCK SERIES 600/900

DRIVE and COUPLING SHAFT COMPONENT PARTS LISTS									
YEAR	COMPLETE SHAFT ASSEMBLY	OPTIONAL COMPONENTS FOR COMPLETE SHAFT ASSEMBLY							
		SHAFT SUB-ASSEMBLY		RELATED PARTS FOR USE WITH SHAFT SUB-ASSEMBLY					

COUPLING SHAFT and INTERMEDIATE COUPLING SHAFT PARTS LISTS — Cont'd

Notes: † Use 383951-S2 bolt (3/4"-16-1 1/2") and 34797-S2 lockwasher
 % Use 304771-S2 bolt (3/4"-16-1 1/2") and 34797-S2 lock washer
 ⊕ Use 383951-S2 bolt (3/4"-16-1 1/2")

NOTE 1- Coupling shaft does not require support bearing collar--(discard)
 NOTE 2- Coupling shaft requires one of the two bearing baffles--(discard one only)

90	★ E7HT	4817-GLA	E7HZ	4816-CE	1-E7HZ 1-D4TZ	4635-A 4800-G	U/Joint Support assy. (center bearing)	1-E7HZ	4865-B	Flange
90	★ E7HT	4817-GMA	E8HZ	4816-A	1-E7HZ 1-D4TZ	4635-A 4800-G	U/Joint Support assy. (center bearing)	1-E7HZ	4865-B	Flange
90	★ E7HT	4817-GNA	E7HZ	4816-CF	1-E7HZ 1-D4TZ	4635-A 4800-G	U/Joint Support assy. (center bearing)	1-E7HZ	4865-B	Flange
90	★ E7HT	4817-GRA	E9HZ	4816-CF	1-E7HZ 1-D4TZ	4635-A 4800-G	U/Joint Support assy. (center bearing)	1-E7HZ	4865-B	Flange
90	★ E7HT	4817-GSA	E7HZ	4816-CG	1-E7HZ 1-D4TZ	4635-A 4800-G	U/Joint Support assy. (center bearing)	1-E7HZ	4865-B	Flange
90	★ E7HT	4817-GTA	E7HZ	4816-DK	1-E7HZ 1-D4TZ	4635-A 4800-G	U/Joint Support assy. (center bearing)	1-E7HZ	4865-B	Flange
90	★ E7HT	4817-GUA	E9HZ	4816-G	1-E7HZ 1-D4TZ	4635-A 4800-G	U/Joint Support assy. (center bearing)	1-E7HZ	4865-B	Flange
90	★ E7HT	4817-GVA	E7HZ	4816-DY	1-E7HZ 1-D4TZ	4635-A 4800-G	U/Joint Support assy. (center bearing)	1-E7HZ	4865-B	Flange
90	★ E7HT	4817-GYA	E9HZ	4816-CG	1-E7HZ 1-D4TZ	4635-A 4800-G	U/Joint Support assy. (center bearing)	1-E7HZ	4865-B	Flange
90	★ E7HT	4817-GZA	E7HZ	4816-S	1-E7HZ 1-D4TZ	4635-A 4800-G	U/Joint Support assy. (center bearing)	1-E7HZ	4865-B	Flange
90	★ E7HT	4817-HAA	E7HZ	4816-DC	1-E7HZ 1-D4TZ	4635-A 4800-G	U/Joint Support assy. (center bearing)	1-E7HZ	4865-B	Flange
90	★ E7HT	4817-HBA	E9HZ	4816-CH	1-E7HZ 1-D4TZ	4635-A 4800-G	U/Joint Support assy. (center bearing)	1-E7HZ	4865-B	Flange
90	★ E7HT	4817-HCA	E9HZ	4816-CJ	1-E7HZ 1-D4TZ	4635-A 4800-G	U/Joint Support assy. (center bearing)	1-E7HZ	4865-B	Flange
90	★ E7HT	4817-HDA	E7HZ	4816-CH	1-E7HZ 1-D4TZ	4635-A 4800-G	U/Joint Support assy. (center bearing)	1-E7HZ	4865-B	Flange
90	★ E7HT	4817-HEA	E9HZ	4816-CK	1-E7HZ 1-D4TZ	4635-A 4800-G	U/Joint Support assy. (center bearing)	1-E7HZ	4865-B	Flange
90	★ E7HT	4817-HGA	E9HZ	4816-CL	1-E7HZ 1-D4TZ	4635-A 4800-G	U/Joint Support assy. (center bearing)	1-E7HZ	4865-B	Flange
90	★ E7HT	4817-HHA	E7HZ	4816-DL	1-E7HZ 1-D4TZ	4635-A 4800-G	U/Joint Support assy. (center bearing)	1-E7HZ	4865-B	Flange
90	★ E7HT	4817-HLA	E7HZ	4816-EL	1-E7HZ 1-D4TZ	4635-A 4800-G	U/Joint Support assy. (center bearing)	1-E7HZ	4865-B	Flange
90	★ E7HT	4817-HMA	E9HZ	4816-CM	1-E7HZ 1-D4TZ	4635-A 4800-G	U/Joint Support assy. (center bearing)	1-E7HZ	4865-B	Flange
90	★ E7HT	4817-HNA	E9HZ	4816-CN	1-E7HZ 1-D4TZ	4635-A 4800-G	U/Joint Support assy. (center bearing)	1-E7HZ	4865-B	Flange
90	★ E7HT	4817-HSA	E9HZ	4816-H	1-E7HZ 1-D4TZ	4635-A 4800-G	U/Joint Support assy. (center bearing)	1-E7HZ	4865-B	Flange
90	★ E7HT	4817-HTA	E9HZ	4816-CP	1-E7HZ 1-D4TZ	4635-A 4800-G	U/Joint Support assy. (center bearing)	1-E7HZ	4865-B	Flange
90	★ E7HT	4817-HUA	E9HZ	4816-CR	1-E7HZ 1-D4TZ	4635-A 4800-G	U/Joint Support assy. (center bearing)	1-E7HZ	4865-B	Flange
90	★ E7HT	4817-HZA	E7HZ	4816-EM	1-E7HZ 1-D4TZ	4635-A 4800-G	U/Joint Support assy. (center bearing)	1-E7HZ	4865-B	Flange
90	★ E7HT	4817-JDA	E9HZ	4816-DW	1-E7HZ 1-D4TZ	4635-A 4800-G	U/Joint Support assy. (center bearing)	1-E7HZ	4865-B	Flange

1990/
TRUCK SERIES 600/900

DRIVE and COUPLING SHAFT COMPONENT PARTS LISTS

YEAR	COMPLETE SHAFT ASSEMBLY	OPTIONAL COMPONENTS FOR COMPLETE SHAFT ASSEMBLY	
		SHAFT SUB-ASSEMBLY	RELATED PARTS FOR USE WITH SHAFT SUB-ASSEMBLY

COUPLING SHAFT and INTERMEDIATE COUPLING SHAFT PARTS LISTS — Cont'd

Notes: † Use 383951-S2 bolt (3/4"-16-1 1/2") and 34797-S2 lockwasher
 % Use 304771-S2 bolt (3/4"-16-1 1/2") and 34797-S2 lock washer
 ⊕ Use 383951-S2 bolt (3/4"-16-1 1/2")

NOTE 1- Coupling shaft does not require support bearing collar-(discard)
 NOTE 2- Coupling shaft requires one of the two bearing baffles-(discard one only)

90	★ E8HT	4817-LA	E8HZ	4816-Y	1-E8HZ 1-D3HZ	4635-B 4637-A	U/Joint Washer	1-D4TZ 1-E8HZ	4800-J 4865-B	Support assy. (center bearing) Flange
90	★ E8HT	4817-MA	E9HZ	4816-J	1-E8HZ 1-D3HZ	4635-B 4637-A	U/Joint Washer	1-D4TZ 1-E8HZ	4800-J 4865-B	Support assy. (center bearing) Flange
90	★ E8HT	4817-VA	E8HZ	4816-Z	1-E8HZ 1-D3HZ	4635-B 4637-A	U/Joint Washer	1-D4TZ 1-E8HZ	4800-J 4865-B	Support assy. (center bearing) Flange
90	★ E8HT	4817-YA	E8HZ	4816-AA	1-E8HZ 1-D3HZ	4635-B 4637-A	U/Joint Washer	1-D4TZ 1-E8HZ	4800-J 4865-B	Support assy. (center bearing) Flange
90	★ E8HT	4817-ZA	E8HZ	4816-AB	1-E8HZ 1-D3HZ	4635-B 4637-A	U/Joint Washer	1-D4TZ 1-E8HZ	4800-J 4865-B	Support assy. (center bearing) Flange
90	★ E8HT	4817-AAA	E8HZ	4816-BB	1-E8HZ 1-D3HZ	4635-B 4637-A	U/Joint Washer	1-D4TZ 1-E8HZ	4800-J 4865-B	Support assy. (center bearing) Flange
90	★ E8HT	4817-ABA	E8HZ	4816-F	1-E8HZ 1-D3HZ	4635-B 4637-A	U/Joint Washer	1-D4TZ 1-E8HZ	4800-J 4865-B	Support assy. (center bearing) Flange
90	★ E8HT	4817-ACA	E9HZ	4816-K	1-E8HZ 1-D3HZ	4635-B 4637-A	U/Joint Washer	1-D4TZ 1-E8HZ	4800-J 4865-B	Support assy. (center bearing) Flange
90	★ E8HT	4817-ADA	E8HZ	4816-G	1-E8HZ 1-D3HZ	4635-B 4637-A	U/Joint Washer	1-D4TZ 1-E8HZ	4800-J 4865-B	Support assy. (center bearing) Flange
90	★ E8HT	4817-AFA	E8HZ	4816-H	1-E8HZ 1-D3HZ	4635-B 4637-A	U/Joint Washer	1-D4TZ 1-E8HZ	4800-J 4865-B	Support assy. (center bearing) Flange
90	★ E8HT	4817-AGA	E8HZ	4816-BC	1-E8HZ 1-D3HZ	4635-B 4637-A	U/Joint Washer	1-D4TZ 1-E8HZ	4800-J 4865-B	Support assy. (center bearing) Flange
90	★ E8HT	4817-ALA	E8HZ	4816-BD	1-E8HZ 1-D3HZ	4635-B 4637-A	U/Joint Washer	1-D4TZ 1-E8HZ	4800-J 4865-B	Support assy. (center bearing) Flange
90	★ E8HT	4817-AMA	E8HZ	4816-BE	1-E8HZ 1-D3HZ	4635-B 4637-A	U/Joint Washer	1-D4TZ 1-E8HZ	4800-J 4865-B	Support assy. (center bearing) Flange
90	★ E8HT	4817-ANA	E9HZ	4816-L	1-E8HZ 1-D3HZ	4635-B 4637-A	U/Joint Washer	1-D4TZ 1-E8HZ	4800-J 4865-B	Support assy. (center bearing) Flange
90	★ E8HT	4817-ARA	E8HZ	4816-BF	1-E8HZ 1-D3HZ	4635-B 4637-A	U/Joint Washer	1-D4TZ 1-E8HZ	4800-J 4865-B	Support assy. (center bearing) Flange
90	★ E8HT	4817-ASA	E8HZ	4816-BG	1-E8HZ 1-D3HZ	4635-B 4637-A	U/Joint Washer	1-D4TZ 1-E8HZ	4800-J 4865-B	Support assy. (center bearing) Flange
90	★ E8HT	4817-BBA	E8HZ	4816-J	1-E8HZ 1-D3HZ	4635-B 4637-A	U/Joint Washer	1-D4TZ 1-E8HZ	4800-J 4865-B	Support assy. (center bearing) Flange
90	★ E8HT	4812-BCA	E9HZ	4816-DX	1-E8HZ 1-D3HZ	4635-B 4637-A	U/Joint Washer	1-D4TZ 1-E8HZ	4800-J 4865-B	Support assy. (center bearing) Flange
90	★ E8HT	4817-BDA	E8HZ	4816-K	1-E8HZ 1-D3HZ	4635-B 4637-A	U/Joint Washer	1-D4TZ 1-E8HZ	4800-J 4865-B	Support assy. (center bearing) Flange
90	★ E8HT	4817-BEA	E8HZ	4816-BH	1-E8HZ 1-D3HZ	4635-B 4637-A	U/Joint Washer	1-D4TZ 1-E8HZ	4800-J 4865-B	Support assy. (center bearing) Flange
90	★ E8HT	4817-BFA	E9HZ	4816-M	1-E8HZ 1-D3HZ	4635-B 4637-A	U/Joint Washer	1-D4TZ 1-E8HZ	4800-J 4865-B	Support assy. (center bearing) Flange
90	★ E8HT	4817-BGA	E8HZ	4816-BJ	1-E8HZ 1-D3HZ	4635-B 4637-A	U/Joint Washer	1-D4TZ 1-E8HZ	4800-J 4865-B	Support assy. (center bearing) Flange
90	★ E8HT	4817-BHA	E9HZ	4816-DY	1-E8HZ 1-D3HZ	4635-B 4637-A	U/Joint Washer	1-D4TZ 1-E8HZ	4800-J 4865-B	Support assy. (center bearing) Flange
90	★ E8HT	4817-BJA	E9HZ	4816-DZ	1-E8HZ 1-D3HZ	4635-B 4637-A	U/Joint Washer	1-D4TZ 1-E8HZ	4800-J 4865-B	Support assy. (center bearing) Flange
90	★ E8HT	4817-BMA	E9HZ	4816-N	1-E8HZ 1-D3HZ	4635-B 4637-A	U/Joint Washer	1-D4TZ 1-E8HZ	4800-J 4865-B	Support assy. (center bearing) Flange

1990/
TRUCK SERIES 600/900

DRIVE and COUPLING SHAFT COMPONENT PARTS LISTS										
YEAR	COMPLETE SHAFT ASSEMBLY	OPTIONAL COMPONENTS FOR COMPLETE SHAFT ASSEMBLY								
		SHAFT SUB-ASSEMBLY		RELATED PARTS FOR USE WITH SHAFT SUB-ASSEMBLY						
COUPLING SHAFT and INTERMEDIATE COUPLING SHAFT PARTS LISTS — Cont'd										
Notes: † Use 383951-S2 bolt (3/4"-16-1 1/2") and 34797-S2 lockwasher % Use 304771-S2 bolt (3/4"-16-1 1/2") and 34797-S2 lock washer ⊕ Use 383951-S2 bolt (3/4"-16-1 1/2")										
NOTE 1- Coupling shaft does not require support bearing collar-(discard) NOTE 2- Coupling shaft requires one of the two bearing baffles-(discard one only)										
90	★ E8HT 4817-BNA	E9HZ 4816-EA	1-E8HZ 4635-B	U/Joint	1-D4TZ 4800-J	Support assy. (center bearing)	1-E8HZ 4865-B	Flange	1-D3HZ 4637-A	Washer
90	★ E8HT 4817-BRA	E8HZ 4816-BK	1-E8HZ 4635-B	U/Joint	1-D4TZ 4800-J	Support assy. (center bearing)	1-E8HZ 4865-B	Flange	1-D3HZ 4637-A	Washer
90	★ E8HT 4817-BTA	E9HZ 4816-EB	1-E8HZ 4635-B	U/Joint	1-D4TZ 4800-J	Support assy. (center bearing)	1-E8HZ 4865-B	Flange	1-D3HZ 4637-A	Washer
90	★ E8HT 4817-BUA	E8HZ 4816-BL	1-E8HZ 4635-B	U/Joint	1-D4TZ 4800-J	Support assy. (center bearing)	1-E8HZ 4865-B	Flange	1-D3HZ 4637-A	Washer
90	★ E8HT 4817-CJA	E8HZ 4816-L	1-E8HZ 4635-B	U/Joint	1-D4TZ 4800-J	Support assy. (center bearing)	1-E8HZ 4865-B	Flange	1-D3HZ 4637-A	Washer
90	★ E8HT 4817-CKA	E8HZ 4816-DE	1-E8HZ 4635-B	U/Joint	1-D4TZ 4800-J	Support assy. (center bearing)	1-E8HZ 4865-B	Flange	1-D3HZ 4637-A	Washer
90	★ E8HT 4817-CLA	E9HZ 4816-CS	1-E8HZ 4635-B	U/Joint	1-D4TZ 4800-J	Support assy. (center bearing)	1-E8HZ 4865-B	Flange	1-D3HZ 4637-A	Washer
90	★ E8HT 4817-CRA	E8HZ 4816-BM	1-E8HZ 4635-B	U/Joint	1-D4TZ 4800-J	Support assy. (center bearing)	1-E8HZ 4865-B	Flange	1-D3HZ 4637-A	Washer
90	★ E8HT 4817-CSA	E8HZ 4816-M	1-E8HZ 4635-B	U/Joint	1-D4TZ 4800-J	Support assy. (center bearing)	1-E8HZ 4865-B	Flange	1-D3HZ 4637-A	Washer
90	★ E8HT 4817-CTA	E8HZ 4816-BN	1-E8HZ 4635-B	U/Joint	1-D4TZ 4800-J	Support assy. (center bearing)	1-E8HZ 4865-B	Flange	1-D3HZ 4637-A	Washer
90	★ E8HT 4817-CUA	E8HZ 4816-N	1-E8HZ 4635-B	U/Joint	1-D4TZ 4800-J	Support assy. (center bearing)	1-E8HZ 4865-B	Flange	1-D3HZ 4637-A	Washer
90	★ E8HT 4817-CVA	E8HZ 4816-P	1-E8HZ 4635-B	U/Joint	1-D4TZ 4800-J	Support assy. (center bearing)	1-E8HZ 4865-B	Flange	1-D3HZ 4637-A	Washer
90	★ E8HT 4817-CYA	E9HZ 4816-EC	1-E8HZ 4635-B	U/Joint	1-D4TZ 4800-J	Support assy. (center bearing)	1-E8HZ 4865-B	Flange	1-D3HZ 4637-A	Washer
90	★ E8HT 4817-CZA	E8HZ 4816-R	1-E8HZ 4635-B	U/Joint	1-D4TZ 4800-J	Support assy. (center bearing)	1-E8HZ 4865-B	Flange	1-D3HZ 4637-A	Washer
90	★ E8HT 4817-DAA	E8HZ 4816-S	1-E8HZ 4635-B	U/Joint	1-D4TZ 4800-J	Support assy. (center bearing)	1-E8HZ 4865-B	Flange	1-D3HZ 4637-A	Washer
90	★ E8HT 4817-DBA	E8HZ 4816-T	1-E8HZ 4635-B	U/Joint	1-D4TZ 4800-J	Support assy. (center bearing)	1-E8HZ 4865-B	Flange	1-D3HZ 4637-A	Washer
90	★ E8HT 4817-DCA	E9HZ 4816-P	1-E8HZ 4635-B	U/Joint	1-D4TZ 4800-J	Support assy. (center bearing)	1-E8HZ 4865-B	Flange	1-D3HZ 4637-A	Washer
90	★ E8HT 4817-DDA	E8HZ 4816-U	1-E8HZ 4635-B	U/Joint	1-D4TZ 4800-J	Support assy. (center bearing)	1-E8HZ 4865-B	Flange	1-D3HZ 4637-A	Washer
90	★ E8HT 4817-DEA	E8HZ 4816-BP	1-E8HZ 4635-B	U/Joint	1-D4TZ 4800-J	Support assy. (center bearing)	1-E8HZ 4865-B	Flange	1-D3HZ 4637-A	Washer
90	★ E8HT 4817-DHA	E9HZ 4816-R	1-E8HZ 4635-B	U/Joint	1-D4TZ 4800-J	Support assy. (center bearing)	1-E8HZ 4865-B	Flange	1-D3HZ 4637-A	Washer
90	★ E8HT 4817-DJA	E8HZ 4816-BR	1-E8HZ 4635-B	U/Joint	1-D4TZ 4800-J	Support assy. (center bearing)	1-E8HZ 4865-B	Flange	1-D3HZ 4637-A	Washer
90	★ E8HT 4817-DKA	E8HZ 4816-BS	1-E8HZ 4635-B	U/Joint	1-D4TZ 4800-J	Support assy. (center bearing)	1-E8HZ 4865-B	Flange	1-D3HZ 4637-A	Washer
90	★ E8HT 4817-DLA	E9HZ 4816-S	1-E8HZ 4635-B	U/Joint	1-D4TZ 4800-J	Support assy. (center bearing)	1-E8HZ 4865-B	Flange	1-D3HZ 4637-A	Washer
90	★ E8HT 4817-DMA	E8HZ 4816-BT	1-E8HZ 4635-B	U/Joint	1-D4TZ 4800-J	Support assy. (center bearing)	1-E8HZ 4865-B	Flange	1-D3HZ 4637-A	Washer
90	★ E8HT 4817-DNA	E8HZ 4816-BV	1-E8HZ 4635-B	U/Joint	1-D4TZ 4800-J	Support assy. (center bearing)	1-E8HZ 4865-B	Flange	1-D3HZ 4637-A	Washer

1990/
TRUCK SERIES 600/900

DRIVE and COUPLING SHAFT COMPONENT PARTS LISTS

YEAR	COMPLETE SHAFT ASSEMBLY	OPTIONAL COMPONENTS FOR COMPLETE SHAFT ASSEMBLY								
		SHAFT SUB-ASSEMBLY			RELATED PARTS FOR USE WITH SHAFT SUB-ASSEMBLY					
COUPLING SHAFT and INTERMEDIATE COUPLING SHAFT PARTS LISTS — Cont'd										
Notes: † Use 383951-S2 bolt (3/4"-16-1 1/2") and 34797-S2 lockwasher										
% Use 304771-S2 bolt (3/4"-16-1 1/2") and 34797-S2 lock washer										
⊕ Use 383951-S2 bolt (3/4"-16-1 1/2")										
NOTE 1- Coupling shaft does not require support bearing collar—(discard)										
NOTE 2- Coupling shaft requires one of the two bearing baffles—(discard one only)										
90	★ E8HT 4817-DRA	E9HZ 4816-CT	1-E8HZ 4635-B	U/Joint	1-D4TZ 4800-J	Support assy. (center bearing)	1-D3HZ 4637-A	Washer	1-E8HZ 4865-B	Flange
90	★ E8HT 4817-DSA	E9HZ 4816-T	1-E8HZ 4635-B	U/Joint	1-D4TZ 4800-J	Support assy. (center bearing)	1-D3HZ 4637-A	Washer	1-E8HZ 4865-B	Flange
90	★ E8HT 4817-DVA	E9HZ 4816-CV	1-E8HZ 4635-B	U/Joint	1-D4TZ 4800-J	Support assy. (center bearing)	1-D3HZ 4637-A	Washer	1-E8HZ 4865-B	Flange
90	★ E8HT 4817-DYA	E8HZ 4816-V	1-E8HZ 4635-B	U/Joint	1-D4TZ 4800-J	Support assy. (center bearing)	1-D3HZ 4637-A	Washer	1-E8HZ 4865-B	Flange
90	★ E8HT 4817-DZA	E8HZ 4816-W	1-E8HZ 4635-B	U/Joint	1-D4TZ 4800-J	Support assy. (center bearing)	1-D3HZ 4637-A	Washer	1-E8HZ 4865-B	Flange
90	★ E8HT 4817-EBA	E8HZ 4816-X	1-E8HZ 4635-B	U/Joint	1-D4TZ 4800-J	Support assy. (center bearing)	1-D3HZ 4637-A	Washer	1-E8HZ 4865-B	Flange
90	★ E8HT 4817-ECA	E8HZ 4816-BW	1-E8HZ 4635-B	U/Joint	1-D4TZ 4800-J	Support assy. (center bearing)	1-D3HZ 4637-A	Washer	1-E8HZ 4865-B	Flange
90	★ E8HT 4817-EFA	E8HZ 4816-BX	1-E8HZ 4635-B	U/Joint	1-D4TZ 4800-J	Support assy. (center bearing)	1-D3HZ 4637-A	Washer	1-E8HZ 4865-B	Flange
90	★ E8HT 4817-EGA	E9HZ 4816-CW	1-E8HZ 4635-B	U/Joint	1-D4TZ 4800-J	Support assy. (center bearing)	1-D3HZ 4637-A	Washer	1-E8HZ 4865-B	Flange
90	★ E8HT 4817-EKA	E9HZ 4816-V	1-E8HZ 4635-B	U/Joint	1-D4TZ 4800-J	Support assy. (center bearing)	1-D3HZ 4637-A	Washer	1-E8HZ 4865-B	Flange
90	★ E8HT 4817-EMA	E9HZ 4816-CX	1-E8HZ 4635-B	U/Joint	1-D4TZ 4800-J	Support assy. (center bearing)	1-D3HZ 4637-A	Washer	1-E8HZ 4865-B	Flange
90	★ E8HT 4817-ENA	E8HZ 4816-BY	1-E8HZ 4635-B	U/Joint	1-D4TZ 4800-J	Support assy. (center bearing)	1-D3HZ 4637-A	Washer	1-E8HZ 4865-B	Flange
90	★ E8HT 4817-ERA	E9HZ 4816-ED	1-E8HZ 4635-B	U/Joint	1-D4TZ 4800-J	Support assy. (center bearing)	1-D3HZ 4637-A	Washer	1-E8HZ 4865-B	Flange
90	★ E8HT 4817-ESA	E9HZ 4816-CY	1-E8HZ 4635-B	U/Joint	1-D4TZ 4800-J	Support assy. (center bearing)	1-D3HZ 4637-A	Washer	1-E8HZ 4865-B	Flange
90	★ E8HT 4817-ETA	E9HZ 4816-EE	1-E8HZ 4635-B	U/Joint	1-D4TZ 4800-J	Support assy. (center bearing)	1-D3HZ 4637-A	Washer	1-E8HZ 4865-B	Flange
90	★ E8HT 4817-FJA	E8HZ 4816-CV	1-E8HZ 4635-A	U/Joint	1-D4TZ 4800-J	Support assy. (center bearing)	1-D3HZ 4637-A	Washer	1-E8HZ 4865-A	Flange
90	★ E8HT 4817-FNA	E8HZ 4816-CW	1-E8HZ 4635-A	U/Joint	1-D4TZ 4800-J	Support assy. (center bearing)	1-D3HZ 4637-A	Washer	1-E8HZ 4865-A	Flange
90	★ E8HT 4817-FSA	E8HZ 4816-CX	1-E8HZ 4635-A	U/Joint	1-D4TZ 4800-J	Support assy. (center bearing)	1-D3HZ 4637-A	Washer	1-E8HZ 4865-A	Flange
90	★ E8HT 4817-FTA	E8HZ 4816-CY	1-E8HZ 4635-A	U/Joint	1-D4TZ 4800-J	Support assy. (center bearing)	1-D3HZ 4637-A	Washer	1-E8HZ 4865-A	Flange
90	★ E8HT 4817-FUA	E8HZ 4816-CZ	1-E8HZ 4635-A	U/Joint	1-D4TZ 4800-J	Support assy. (center bearing)	1-D3HZ 4637-A	Washer	1-E8HZ 4865-A	Flange
90	★ E8HT 4817-FVA	E8HZ 4816-DA	1-E8HZ 4635-A	U/Joint	1-D4TZ 4800-J	Support assy. (center bearing)	1-D3HZ 4637-A	Washer	1-E8HZ 4865-A	Flange
90	★ E8HT 4817-FYA	E8HZ 4816-DB	1-E8HZ 4635-A	U/Joint	1-D4TZ 4800-J	Support assy. (center bearing)	1-D3HZ 4637-A	Washer	1-E8HZ 4865-A	Flange
90	★ E8HT 4817-FZA	E8HZ 4816-DF	1-E8HZ 4635-A	U/Joint	1-D4TZ 4800-J	Support assy. (center bearing)	1-D3HZ 4637-A	Washer	1-E8HZ 4865-A	Flange
90	★ E8HT 4817-GAA	E8HZ 4816-DC	1-E8HZ 4635-A	U/Joint	1-D4TZ 4800-J	Support assy. (center bearing)	1-D3HZ 4637-A	Washer	1-E8HZ 4865-A	Flange
90	★ E8HT 4817-GCA	E9HZ 4816-W	1-E8HZ 4635-A	U/Joint	1-D4TZ 4800-J	Support assy. (center bearing)	1-D3HZ 4637-A	Washer	1-E8HZ 4865-A	Flange

1990/
TRUCK SERIES 600/900

DRIVE and COUPLING SHAFT COMPONENT PARTS LISTS									
YEAR	COMPLETE SHAFT ASSEMBLY	OPTIONAL COMPONENTS FOR COMPLETE SHAFT ASSEMBLY							
		SHAFT SUB-ASSEMBLY		RELATED PARTS FOR USE WITH SHAFT SUB-ASSEMBLY					

COUPLING SHAFT and INTERMEDIATE COUPLING SHAFT PARTS LISTS — Cont'd

Notes: † Use 383951-S2 bolt (3/4"-16-1 1/2") and 34797-S2 lockwasher
% Use 304771-S2 bolt (3/4"-16-1 1/2") and 34797-S2 lock washer
⊕ Use 383951-S2 bolt (3/4"-16-1 1/2")

NOTE 1- Coupling shaft does not require support bearing collar-(discard)
NOTE 2- Coupling shaft requires one of the two bearing baffles-(discard one only)

90	★ E8HT	4817-GDA	E8HZ	4816-DD	1-E8HZ	4635-A	U/Joint	1-D4TZ	4800-J	Support assy. (center bearing)
					1-D3HZ	4637-A	Washer	1-E8HZ	4865-A	Flange
90	★ E8HT	4817-GEA	E9HZ	4816-X	1-E8HZ	4635-A	U/Joint	1-D4TZ	4800-J	Support assy. (center bearing)
					1-D3HZ	4637-A	Washer	1-E8HZ	4865-A	Flange
90	★ E8HT	4817-GHA	E8HZ	4816-BZ	1-E8HZ	4635-A	U/Joint	1-D4TZ	4800-J	Support assy. (center bearing)
					1-D3HZ	4637-A	Washer	1-E8HZ	4865-A	Flange
90	★ E8HT	4817-GJA	E8HZ	4816-CA	1-E8HZ	4635-A	U/Joint	1-D4TZ	4800-J	Support assy. (center bearing)
					1-D3HZ	4637-A	Washer	1-E8HZ	4865-A	Flange
90	★ E8HT	4817-GLA	E8HZ	4816-CB	1-E8HZ	4635-A	U/Joint	1-D4TZ	4800-J	Support assy. (center bearing)
					1-D3HZ	4637-A	Washer	1-E8HZ	4865-A	Flange
90	★ E8HT	4817-GMA	E9HZ	4816-EF	1-E8HZ	4635-A	U/Joint	1-D4TZ	4800-J	Support assy. (center bearing)
					1-D3HZ	4637-A	Washer	1-E8HZ	4865-A	Flange
90	★ E8HT	4817-GNA	E9HZ	4816-CZ	1-E8HZ	4635-A	U/Joint	1-D4TZ	4800-J	Support assy. (center bearing)
					1-D3HZ	4637-A	Washer	1-E8HZ	4865-A	Flange
90	★ E8HT	4817-GRA	E9HZ	4816-DA	1-E8HZ	4635-A	U/Joint	1-D4TZ	4800-J	Support assy. (center bearing)
					1-D3HZ	4637-A	Washer	1-E8HZ	4865-A	Flange
90	★ E8HT	4817-GUA	E8HZ	4816-AC	1-E8HZ	4635-A	U/Joint	1-D4TZ	4800-J	Support assy. (center bearing)
					1-D3HZ	4637-A	Washer	1-E8HZ	4865-A	Flange
90	★ E8HT	4817-GVA	E9HZ	4816-DB	1-E8HZ	4635-A	U/Joint	1-D4TZ	4800-J	Support assy. (center bearing)
					1-D3HZ	4637-A	Washer	1-E8HZ	4865-A	Flange
90	★ E8HT	4817-GYA	E8HZ	4816-AD	1-E8HZ	4635-A	U/Joint	1-D4TZ	4800-J	Support assy. (center bearing)
					1-D3HZ	4637-A	Washer	1-E8HZ	4865-A	Flange
90	★ E8HT	4817-GZA	E8HZ	4816-CC	1-E8HZ	4635-A	U/Joint	1-D4TZ	4800-J	Support assy. (center bearing)
					1-D3HZ	4637-A	Washer	1-E8HZ	4865-A	Flange
90	★ E8HT	4817-HAA	E9HZ	4816-Y	1-E8HZ	4635-A	U/Joint	1-D4TZ	4800-J	Support assy. (center bearing)
					1-D3HZ	4637-A	Washer	1-E8HZ	4865-A	Flange
90	★ E8HT	4817-HBA	E8HZ	4816-CD	1-E8HZ	4635-A	U/Joint	1-D4TZ	4800-J	Support assy. (center bearing)
					1-D3HZ	4637-A	Washer	1-E8HZ	4865-A	Flange
90	★ E8HT	4817-HCA	E9HZ	4816-Z	1-E8HZ	4635-A	U/Joint	1-D4TZ	4800-J	Support assy. (center bearing)
					1-D3HZ	4637-A	Washer	1-E8HZ	4865-A	Flange
90	★ E8HT	4817-HJA	E8HZ	4816-CE	1-E8HZ	4635-A	U/Joint	1-D4TZ	4800-J	Support assy. (center bearing)
					1-D3HZ	4637-A	Washer	1-E8HZ	4865-A	Flange
90	★ E8HT	4817-HKA	E9HZ	4816-DC	1-E8HZ	4635-A	U/Joint	1-D4TZ	4800-J	Support assy. (center bearing)
					1-D3HZ	4637-A	Washer	1-E8HZ	4865-A	Flange
90	★ E8HT	4817-HLA	E8HZ	4816-CF	1-E8HZ	4635-A	U/Joint	1-D4TZ	4800-J	Support assy. (center bearing)
					1-D3HZ	4637-A	Washer	1-E8HZ	4865-A	Flange
90	★ E8HT	4817-HRA	E8HZ	4816-DG	1-E8HZ	4635-A	U/Joint	1-D4TZ	4800-J	Support assy. (center bearing)
					1-D3HZ	4637-A	Washer	1-E8HZ	4865-A	Flange
90	★ E8HT	4817-JLA	E8HZ	4816-AE	1-E8HZ	4635-A	U/Joint	1-D4TZ	4800-J	Support assy. (center bearing)
					1-D3HZ	4637-A	Washer	1-E8HZ	4865-A	Flange
90	★ E8HT	4817-JMA	E8HZ	4816-AF	1-E8HZ	4635-A	U/Joint	1-D4TZ	4800-J	Support assy. (center bearing)
					1-D3HZ	4637-A	Washer	1-E8HZ	4865-A	Flange
90	★ E8HT	4817-JRA	E9HZ	4816-AA	1-E8HZ	4635-A	U/Joint	1-D4TZ	4800-J	Support assy. (center bearing)
					1-D3HZ	4637-A	Washer	1-E8HZ	4865-A	Flange
90	★ E8HT	4817-JSA	E9HZ	4816-AB	1-E8HZ	4635-A	U/Joint	1-D4TZ	4800-J	Support assy. (center bearing)
					1-D3HZ	4637-A	Washer	1-E8HZ	4865-A	Flange
90	★ E8HT	4817-JTA	E8HZ	4816-DH	1-E8HZ	4635-A	U/Joint	1-D4TZ	4800-J	Support assy. (center bearing)
					1-D3HZ	4637-A	Washer	1-E8HZ	4865-A	Flange
90	★ E8HT	4817-JUA	E8HZ	4816-AG	1-E8HZ	4635-A	U/Joint	1-D4TZ	4800-J	Support assy. (center bearing)
					1-D3HZ	4637-A	Washer	1-E8HZ	4865-A	Flange

1990/
TRUCK SERIES 600/900

DRIVE and COUPLING SHAFT COMPONENT PARTS LISTS										
YEAR	COMPLETE SHAFT ASSEMBLY	SHAFT SUB-ASSEMBLY	OPTIONAL COMPONENTS FOR COMPLETE SHAFT ASSEMBLY							
			RELATED PARTS FOR USE WITH SHAFT SUB-ASSEMBLY							
COUPLING SHAFT and INTERMEDIATE COUPLING SHAFT PARTS LISTS -- Cont'd										
Notes: † Use 383951-S2 bolt (3/4"-16-1 1/2") and 34797-S2 lockwasher										
% Use 304771-S2 bolt (3/4"-16-1 1/2") and 34797-S2 lock washer										
⊕ Use 383951-S2 bolt (3/4"-16-1 1/2")										
NOTE 1- Coupling shaft does not require support bearing collar-(discard)										
NOTE 2- Coupling shaft requires one of the two bearing baffles-(discard one only)										
90	★ E8HT	4817-JVA	E8HZ	4816-AH	1-E8HZ	4635-A	U/Joint	1-D4TZ	4800-J	Support assy. (center bearing)
					1-D3HZ	4637-A	Washer	1-E8HZ	4865-A	Flange
90	★ E8HT	4817-JYA	E8HZ	4816-AJ	1-E8HZ	4635-A	U/Joint	1-D4TZ	4800-J	Support assy. (center bearing)
					1-D3HZ	4637-A	Washer	1-E8HZ	4865-A	Flange
90	★ E8HT	4817-JZA	E8HZ	4816-AK	1-E8HZ	4635-A	U/Joint	1-D4TZ	4800-J	Support assy. (center bearing)
					1-D3HZ	4637-A	Washer	1-E8HZ	4865-A	Flange
90	★ E8HT	4817-KAA	E8HZ	4816-AL	1-E8HZ	4635-A	U/Joint	1-D4TZ	4800-J	Support assy. (center bearing)
					1-D3HZ	4637-A	Washer	1-E8HZ	4865-A	Flange
90	★ E8HT	4817-KBA	E8HZ	4816-AM	1-E8HZ	4635-A	U/Joint	1-D4TZ	4800-J	Support assy. (center bearing)
					1-D3HZ	4637-A	Washer	1-E8HZ	4865-A	Flange
90	★ E8HT	4817-KCA	E8HZ	4816-AN	1-E8HZ	4635-A	U/Joint	1-D4TZ	4800-J	Support assy. (center bearing)
					1-D3HZ	4637-A	Washer	1-E8HZ	4865-A	Flange
90	★ E8HT	4817-KDA	E8HZ	4816-AP	1-E8HZ	4635-A	U/Joint	1-D4TZ	4800-J	Support assy. (center bearing)
					1-D3HZ	4637-A	Washer	1-E8HZ	4865-A	Flange
90	★ E8HT	4817-KEA	E8HZ	4816-AR	1-E8HZ	4635-A	U/Joint	1-D4TZ	4800-J	Support assy. (center bearing)
					1-D3HZ	4637-A	Washer	1-E8HZ	4865-A	Flange
90	★ E8HT	4817-KFA	E8HZ	4816-B	1-E8HZ	4635-A	U/Joint	1-D4TZ	4800-J	Support assy. (center bearing)
					1-D3HZ	4637-A	Washer	1-E8HZ	4865-A	Flange
90	★ E8HT	4817-KGA	E8HZ	4816-CG	1-E8HZ	4635-A	U/Joint	1-D4TZ	4800-J	Support assy. (center bearing)
					1-D3HZ	4637-A	Washer	1-E8HZ	4865-A	Flange
90	★ E8HT	4817-KHA	E9HZ	4816-AC	1-E8HZ	4635-A	U/Joint	1-D4TZ	4800-J	Support assy. (center bearing)
					1-D3HZ	4637-A	Washer	1-E8HZ	4865-A	Flange
90	★ E8HT	4817-KKA	E9HZ	4816-DD	1-E8HZ	4635-A	U/Joint	1-D4TZ	4800-J	Support assy. (center bearing)
					1-D3HZ	4637-A	Washer	1-E8HZ	4865-A	Flange
90	★ E8HT	4817-KLA	E8HZ	4816-CH	1-E8HZ	4635-A	U/Joint	1-D4TZ	4800-J	Support assy. (center bearing)
					1-D3HZ	4637-A	Washer	1-E8HZ	4865-A	Flange
90	★ E8HT	4817-KMA	E8HZ	4816-CJ	1-E8HZ	4635-A	U/Joint	1-D4TZ	4800-J	Support assy. (center bearing)
					1-D3HZ	4637-A	Washer	1-E8HZ	4865-A	Flange
90	★ E8HT	4817-KNA	E9HZ	4816-DE	1-E8HZ	4635-A	U/Joint	1-D4TZ	4800-J	Support assy. (center bearing)
					1-D3HZ	4637-A	Washer	1-E8HZ	4865-A	Flange
90	★ E8HT	4817-KRA	E8HZ	4816-CK	1-E8HZ	4635-A	U/Joint	1-D4TZ	4800-J	Support assy. (center bearing)
					1-D3HZ	4637-A	Washer	1-E8HZ	4865-A	Flange
90	★ E8HT	4817-KSA	E8HZ	4816-CL	1-E8HZ	4635-A	U/Joint	1-D4TZ	4800-J	Support assy. (center bearing)
					1-D3HZ	4637-A	Washer	1-E8HZ	4865-A	Flange
90	★ E8HT	4817-KTA	E8HZ	4816-AS	1-E8HZ	4635-A	U/Joint	1-D4TZ	4800-J	Support assy. (center bearing)
					1-D3HZ	4637-A	Washer	1-E8HZ	4865-A	Flange
90	★ E8HT	4817-KUA	E8HZ	4816-AT	1-E8HZ	4635-A	U/Joint	1-D4TZ	4800-J	Support assy. (center bearing)
					1-D3HZ	4637-A	Washer	1-E8HZ	4865-A	Flange
90	★ E8HT	4817-KVA	E9HZ	4816-DF	1-E8HZ	4635-A	U/Joint	1-D4TZ	4800-J	Support assy. (center bearing)
					1-D3HZ	4637-A	Washer	1-E8HZ	4865-A	Flange
90	★ E8HT	4817-KYA	E8HZ	4816-AV	1-E8HZ	4635-A	U/Joint	1-D4TZ	4800-J	Support assy. (center bearing)
					1-D3HZ	4637-A	Washer	1-E8HZ	4865-A	Flange
90	★ E8HT	4817-KZA	E8HZ	4816-AW	1-E8HZ	4635-A	U/Joint	1-D4TZ	4800-J	Support assy. (center bearing)
					1-D3HZ	4637-A	Washer	1-E8HZ	4865-A	Flange
90	★ E8HT	4817-LAA	E8HZ	4816-AX	1-E8HZ	4635-A	U/Joint	1-D4TZ	4800-J	Support assy. (center bearing)
					1-D3HZ	4637-A	Washer	1-E8HZ	4865-A	Flange
90	★ E8HT	4817-LBA	E8HZ	4816-AY	1-E8HZ	4635-A	U/Joint	1-D4TZ	4800-J	Support assy. (center bearing)
					1-D3HZ	4637-A	Washer	1-E8HZ	4865-A	Flange
90	★ E8HT	4817-LCA	E8HZ	4816-AZ	1-E8HZ	4635-A	U/Joint	1-D4TZ	4800-J	Support assy. (center bearing)
					1-D3HZ	4637-A	Washer	1-E8HZ	4865-A	Flange

1990/
TRUCK SERIES 600/900

DRIVE and COUPLING SHAFT COMPONENT PARTS LISTS									
YEAR	COMPLETE SHAFT ASSEMBLY	OPTIONAL COMPONENTS FOR COMPLETE SHAFT ASSEMBLY							
		SHAFT SUB-ASSEMBLY		RELATED PARTS FOR USE WITH SHAFT SUB-ASSEMBLY					

COUPLING SHAFT and INTERMEDIATE COUPLING SHAFT PARTS LISTS — Cont'd

Notes: † Use 383951-S2 bolt (3/4"-16-1 1/2") and 34797-S2 lockwasher
% Use 304771-S2 bolt (3/4"-16-1 1/2") and 34797-S2 lockwasher
⊕ Use 383951-S2 bolt (3/4"-16-1 1/2")

NOTE 1- Coupling shaft does not require support bearing collar-(discard)
NOTE 2- Coupling shaft requires one of the two bearing baffles-(discard one only)

90	★ E8HT	4817-LDA	E8HZ	4816-BA	1-E8HZ	4635-A	U/Joint	1-D4TZ	4800-J	Support assy. (center bearing)
					1-D3HZ	4637-A	Washer	1-E8HZ	4865-A	Flange
90	★ E8HT	4817-LEA	E8HZ	4816-CM	1-E8HZ	4635-A	U/Joint	1-D4TZ	4800-J	Support assy. (center bearing)
					1-D3HZ	4637-A	Washer	1-E8HZ	4865-A	Flange
90	★ E8HT	4817-LFA	E9HZ	4816-AD	1-E8HZ	4635-A	U/Joint	1-D4TZ	4800-J	Support assy. (center bearing)
					1-D3HZ	4637-A	Washer	1-E8HZ	4865-A	Flange
90	★ E8HT	4817-LHA	E9HZ	4816-DG	1-E8HZ	4635-A	U/Joint	1-D4TZ	4800-J	Support assy. (center bearing)
					1-D3HZ	4637-A	Washer	1-E8HZ	4865-A	Flange
90	★ E8HT	4817-LJA	E8HZ	4816-CN	1-E8HZ	4635-A	U/Joint	1-D4TZ	4800-J	Support assy. (center bearing)
					1-D3HZ	4637-A	Washer	1-E8HZ	4865-A	Flange
90	★ E8HT	4817-LKA	E8HZ	4816-CP	1-E8HZ	4635-A	U/Joint	1-D4TZ	4800-J	Support assy. (center bearing)
					1-D3HZ	4637-A	Washer	1-E8HZ	4865-A	Flange
90	★ E8HT	4817-LLA	E8HZ	4816-CR	1-E8HZ	4635-A	U/Joint	1-D4TZ	4800-J	Support assy. (center bearing)
					1-D3HZ	4637-A	Washer	1-E8HZ	4865-A	Flange
90	★ E8HT	4817-LMA	E8HZ	4816-CS	1-E8HZ	4635-A	U/Joint	1-D4TZ	4800-J	Support assy. (center bearing)
					1-D3HZ	4637-A	Washer	1-E8HZ	4865-A	Flange
90	★ E8HT	4817-LNA	E9HZ	4816-DH	1-E8HZ	4635-A	U/Joint	1-D4TZ	4800-J	Support assy. (center bearing)
					1-D3HZ	4637-A	Washer	1-E8HZ	4865-A	Flange
90	★ E8HT	4817-LRA	E8HZ	4816-CT	1-E8HZ	4635-A	U/Joint	1-D4TZ	4800-J	Support assy. (center bearing)
					1-D3HZ	4637-A	Washer	1-E8HZ	4865-A	Flange
90	★ E8HT	4817-LSA	E9HZ	4816-DJ	1-E8HZ	4635-A	U/Joint	1-D4TZ	4800-J	Support assy. (center bearing)
					1-D3HZ	4637-A	Washer	1-E8HZ	4865-A	Flange
89	★ E8HT	4817-MLA	E9HZ	4816-DK	1-E7HZ	4635-A	U/Joint	1-E7HZ	4865-B	Flange
					1-D4TZ	4800-G	Support assy. (center bearing)			
89	★ E8HT	4817-MMA	E9HZ	4816-DL	1-E7HZ	4635-A	U/Joint	1-E7HZ	4865-B	Flange
					1-D4TZ	4800-G	Support assy. (center bearing)			
89	★ E8HT	4817-MNA	E9HZ	4816-DM	1-E7HZ	4635-A	U/Joint	1-E7HZ	4865-B	Flange
					1-D4TZ	4800-G	Support assy. (center bearing)			
90	★ C6TZ	4964-G	C6TZ	4557-G	1-C6TZ	4342-C	Washer	1-D3TZ	4635-A	U/Joint
					1-C6TZ	4343-C	Seal	1-C6TZ	4710-F	Cap
90	★ D0HZ	4964-K	D0HZ	4557-K	1-C6TZ	4342-C	Washer	1-D3TZ	4635-A	U/Joint
					1-C6TZ	4343-C	Seal	1-C6TZ	4710-F	Cap
89	★ D2HS	4964-AAA	E9HZ	4557-B	1-C6TZ	4342-C	Washer	2-D3TZ	4635-A	U/Joint
					1-C6TZ	4343-C	Seal	1-C6TZ	4710-F	Cap
90	★ D7HT	4964-KA	D8HZ	4557-A	1-D6TZ	4342-C	Washer	2-D3TZ	4635-A	U/Joint
					1-C6TZ	4343-C	Seal	1-C6TZ	4710-F	Cap
90	★ E1HT	4964-AA	E1HZ	4557-A	2-D3TZ	4635-B	U/Joint	1-D9HZ	4710-B	Cap
90	★ E2HT	4964-CA	E2HZ	4557-C	2-D3TZ	4635-B	U/Joint	1-D9HZ	4710-B	Cap
90	★ E3HT	4964-AA	E3HZ	4557-A	2-D3TZ	4635-B	U/Joint	1-D9HZ	4710-B	Cap
90	★ E3HT	4964-GA	E4HZ	4557-A	1-C6TZ	4342-C	Washer	1-D3TZ	4635-A	U/Joint
					1-C6TZ	4343-C	Seal	1-C6TZ	4710-C	Cap
90	★ E9HT	4964-AA	E9HZ	4557-A	1-C6TZ	4342-C	Washer	2-D3TZ	4635-A	U/Joint
					1-C6TZ	4343-C	Seal	1-C6TZ	4710-F	Cap

**1990/
TRUCK SERIES 600/900**

4602 SHAFT ASSY.-DRIVE																
APPLICATION CHART																
S P E E D	TRANSMISSION MODEL	ENGINE			REAR AXLE		WHEEL- BASE (INCHES)	YEAR	T Y P E	SIZE (INCHES)		N O T E	PART NUMBER ▲	▲ CODE		
		T Y P E	C Y L.	C.I.D. OR MODEL	M F R.	MODEL				A	B			Y	U-JOINT	R
NOTE: ▲ REFER TO PAGE 1 OF SECTION 46.1 FOR AN EXPLANATION OF THE CHART AND THE CODES SHOWN.																
1990 CF600																
5	CL_CM 50 Series			6.6L	R	RS17140	153						* E1HT 4602-EFA	107	51	51
					R	RS17220	171						* D9HT 4602-AJA	107	51	51
4	Allison AT545			6.6L	R	RS17140	153						* E1HT 4602-EFA	107	51	51
					R	RS17220	171						* D9HT 4602-AHA	107	51	51
							189						* E5HT 4602-AZA	107	51	51
1990 CF700 (1610 JOINT SIZE)-EXC. TRACTOR TRAILER																
5	FS-5005-A			7.8L(185)	R	RS21145	153						* E7HT 4602-SA	91	54	54
5	FS-5005-B			7.8L(210)	R	RS21230	171						* E7HT 4602-ATA	91	54	54
6	FS-5106						189						* E7HT 4602-BEA	91	54	54
5	FS-6105-A						207						* E7HT 4602-ATA	91	54	54
5	FS-6105-B						225						* E7HT 4602-BEA	91	54	54
A/T	MT-643															
1990 CF800 (1610 JOINT SIZE)-EXC. TRACTOR TRAILER																
5	FS-5005-A			7.8L(210)	R	RS23160	153						* 87HU 4602-DA	91	54	54
6	FS-5106			7.8L(240)			171						* E7HT 4602-MEA	91	54	54
5	FS-6105-A						189						* E7HT 4602-BDA	91	54	54
A/T	MT-643						207						* E7HT 4602-MEA	91	54	54
							225						* E7HT 4602-BDA	91	54	54
5	FS-5005-B			7.8L(210)	R	RS23240	153						* E7HT 4602-NA	91	54	54
5	FS-6105-B			7.8L(240)			171						* E7HT 4602-MEA	91	54	54
A/T	MT-643						189						* E7HT 4602-BEA	91	54	54
							207						* E7HT 4602-MEA	91	54	54
							225						* E7HT 4602-BEA	91	54	54
1990 CF700 (1710 JOINT SIZE)-EXC. TRACTOR TRAILER																
6	FS-6106			7.8L(210)	R	RS21145	153						* E7HT 4602-MBA	57	53	53
A/T	MT-643				R	RS21230	171						* E7HT 4602-GGA	57	53	53
							189						* E7HT 4620-GUA	57	53	53
							207						* E7HT 4602-GGA	57	53	53
							225						* E7HT 4602-GUA	57	53	53
A/T	MT-653			7.8L(210)	R	RS21145	153						* E7HT 4602-FJA	57	53	53
							171						* E7HT 4602-GHA	57	53	53
							189						* E7HT 4602-GUA	57	53	53
							207						* E7HT 4602-GHA	57	53	53
							225						* E7HT 4602-GUA	57	53	53
1990 CF800 (1710 JOINT SIZE)-EXC. TRACTOR TRAILER																
A/T	MT-643			7.8L(240)	R	RS23240	153						* E7HT 4602-FHA	57	53	53
							171						* E7HT 4602-GFA	57	53	53
							189						* E7HT 4602-GTA	57	53	53
							207						* E7HT 4602-GFA	57	53	53
							225						* E7HT 4602-GTA	57	53	53
1990 CF700 (1610 JOINT SIZE)-TRACTOR TRAILER																
5	FS-5005-B			7.8L(185)	R	RS21230	117						* E7HT 4602-AHA	91	54	54
1990 CF700/800 (1610 JOINT SIZE)-TRACTOR TRAILER																
6	FS-5106			7.8L(185)	R	RS21145	117						* E7HT 4602-AGA	91	54	54
5	FS-6105-B			7.8L(210)	R	RS21230										
6	FS-5106			7.8L(210)	R	RS23160	117						* E7HT 4602-ADA	91	54	54
5	FS-6105-B			7.8L(240)	R	RS23240										
A/T	MT-643			7.8L(185)	R	RS21145	117						* E7HT 4602-YA	91	54	54
				7.8L(210)	R	RS21230										
A/T	MT-643			7.8L(210)	R	RS23160	117						* E7HT 4602-UA	91	54	54
					R	RS23240										

1990/
TRUCK SERIES 600/900

4602 SHAFT ASSY.-DRIVE

APPLICATION CHART

S P E E D	TRANSMISSION		ENGINE		REAR AXLE		WHEEL- BASE (INCHES)	YEAR	T Y P E	SIZE (INCHES)		N O T E	PART NUMBER ▲	▲ CODE		
	MODEL	T Y P E	C Y L.	C.I.D. OR MODEL	M F R.	MODEL				A	B			Y	U-JOINT	F

NOTE: ▲ REFER TO PAGE 1 OF SECTION 46.1 FOR AN EXPLANATION OF THE CHART AND THE CODES SHOWN.

1990 CF700/800 (1710 JOINT SIZE)-TRACTOR TRAILER

6	FS-6106			7.8L(210)	R	RS21145	117						★ E7HT 4602-FRA	57	53	53
10	RT-6610			7.8L(210)	R	RS23160	117						★ E7HT 4602-FMA	57	53	53
				7.8L(240)												
A/T	MT-643			7.8L(210)	R	RS21145	117						★ E7HT 4602-FMA	57	53	53
A/T	MT-653			7.8L(210)	R	RS21145	117						★ E7HT 4602-FJA	57	53	53
				7.8L(210)	R	RS23160	117						★ E7HT 4602-FGA	57	53	53
				7.8L(240)												

1990 CF700 (1710 JOINT SIZE)-TRACTOR TRAILER

A/T	MT-643			7.8L(210)	R	RS23160	117						★ E7HT 4602-FKA	57	53	53
-----	--------	--	--	-----------	---	---------	-----	--	--	--	--	--	-----------------	----	----	----

1990 CFT800 WITH E4-380 SUSPENSION

6	FS-6106			7.8L(210)	R	RT40145	153						★ E7HT 4602-GAA	57	53	53
				7.8L(240)			171					★ E7HT 4602-GYA	57	53	53	
							189					★ E7HT 4602-FNA	57	53	53	
							207					★ E7HT 4602-GNA	57	53	53	
							225					★ E8HT 4602-KEA	57	53	53	
A/T	MT-643			7.8L(240)	R	RT40145	153						★ E7HT 4602-FYA	57	53	53
							171					★ E7HT 4602-GUA	57	53	53	
							189					★ E7HT 4602-FRA	57	53	53	
							207					★ E7HT 4602-GRA	57	53	53	
							225					★ E7HT 4602-FRA	57	53	53	
A/T	MT-653			7.8L(210)	R	RT40145	153						★ E7HT 4602-FRA	57	53	53
				7.8L(240)			171					★ E7HT 4602-GRA	57	53	53	
							189					★ E7HT 4602-FNA	57	53	53	
							207					★ E7HT 4602-GNA	57	53	53	
							225					★ E8HT 4602-KEA	57	53	53	
13	RT-6613			7.8L(210)	R	RT40145	153						★ E7HT 4602-FSA	57	53	53
				7.8L(240)			171					★ E7HT 4602-GTA	57	53	53	
							189					★ E7HT 4602-FNA	57	53	53	
							207					★ E7HT 4602-GNA	57	53	53	
							225					★ E8HT 4602-KEA	57	53	53	

1990 CFT800 WITH RTE 380 SUSPENSION

6	FS-6106			7.8L(210)	R	RT40145	153						★ E7HT 4602-GCA	57	53	53
				7.8L(240)			171					★ E8HT 4602-KEA	57	53	53	
							189					★ E7HT 4602-FSA	57	53	53	
							207					★ E7HT 4602-GTA	57	53	53	
							225					★ E8HT 4602-KFA	57	53	53	
A/T	MT-643			7.8L(240)	R	RT40145	153						★ E7HT 4602-GAA	57	53	53
							171					★ E7HT 4602-GYA	57	53	53	
							189					★ E7HT 4602-FSA	57	53	53	
							207					★ E7HT 4602-GTA	57	53	53	
							225					★ E7HT 4602-FSA	57	53	53	
A/T	MT-653			7.8L(210)	R	RT40145	153						★ E7HT 4602-FSA	57	53	53
				7.8L(240)			171					★ E7HT 4602-GTA	57	53	53	
							189					★ E7HT 4602-FSA	57	53	53	
							207					★ E7HT 4602-GTA	57	53	53	
							225					★ E8HT 4602-KFA	57	53	53	

1990/ TRUCK SERIES 600/900

4602		SHAFT ASSY.-DRIVE															
APPLICATION CHART																	
S P E E D	TRANSMISSION		ENGINE			REAR AXLE		WHEEL- BASE (INCHES)	YEAR	T Y P E	SIZE (INCHES)		N O T E	PART NUMBER ▲	▲ CODE		
	MODEL	T Y P E	C Y L.	C.I.D. OR MODEL	M F R. ▲	MODEL	A				B	Y			U-JOINT	F	R

NOTE: ▲ REFER TO PAGE 1 OF SECTION 46.1 FOR AN EXPLANATION OF THE CHART AND THE CODES SHOWN.

1990 CFT800 with RTE 380 SUSPENSION — Cont'd																	
13	RT-6613			7.8L(210)	R	RT40145	153							★ E7HT 4602-FUA	57	53	53
				7.8L(240)			171							★ E7HT 4602-GUA	57	53	53
							189							★ E7HT 4602-FSA	57	53	53
							207							★ E7HT 4602-GTA	57	53	53
							225							★ E8HT 4602-KFA	57	53	53

1990 CFT800 WITH E4-400 SUSPENSION																	
6	FS-6106			7.8L(210)	R	RT40145	225							★ E8HT 4602-KEA	57	53	53
				7.8L(240)													
A/T	MT-653			7.8L(210)	R	RT40145	225							★ E8HT 4602-KEA	57	53	53
				7.8L(240)													
13	RT-6613			7.8L(210)	R	RT40145	225							★ E8HT 4602-KEA	57	53	53
				7.8L(240)													

1990 CFT800 WITH RTE-400 SUSPENSION																	
6	FS-6106			7.8L(210)	R	RT40145	225							★ E8HT 4602-KFA	57	53	53
				7.8L(240)													
A/T	MT-653			7.8L(210)	R	RT40145	225							★ E8HT 4602-KFA	57	53	53
				7.8L(240)													
13	RT-6613			7.8L(210)	R	RT40145	225							★ E8HT 4602-KFA	57	53	53
				7.8L(240)													

1990/
TRUCK SERIES 600/900

YEAR	MODEL/RESTRICTIONS	PART NUMBER	DESCRIPTION	QTY.
4800	SUPPORT ASSY. (COUPLING SHAFT CENTER BEARING) - FOR MODEL APPLICATION REFER TO COUPLING SHAFT PARTS LIST SECTION 48.1 PAGE 1			
90		D4TZ 4800-C	1.57" I.D. -3.14" O.D. Center bearing	1
90		D5TZ 4800-A	1.57" I.D. -2.83" O.D. Center bearing	1
90		D4TZ 4800-G	1.96" I.D. -3.54" O.D. Center bearing	1
90		D4TZ 4800-J	2.36" I.D. -4.33" O.D. Center bearing	1
90		D8HZ 4800-A	2.75" I.D. - 4.33" O.D. Center bearing	1
90		D9HZ 4800-A	1.77" I.D.-3.34" O.D. Center bearing	1
4805-12	Refer to Coupling Shaft and Intermediate Coupling Shaft Parts List Section 48.1, page 1			
4808	Refer to Coupling Shaft and Intermediate Coupling Shaft Parts List Section 48.1, page 1			
4810	SHAFT ASSY. (INTERMEDIATE COUPLING)-Refer to Section 48.1, page 1			
4813	Refer to Transmission Parts List in Section 70 and A70, page 1			
4816-17	SHAFT ASSY. (COUPLING)- Refer to Coupling Shaft Parts List Section 48.1, page 1			
4818	Refer to Coupling Shaft Part List Section 48.1, page 1			
4819	Refer to Slip Yoke related parts group 4841			
4A819	NUT (COUPLING SHAFT FLANGE RETAINING)			
90	B-C-F-L-LL-LN-LNT-LS-LT-LTL-LTS600/900	E8HZ 4A819-A	1 1/4"-18 x 5/8" thick x 1 5/8" across flats	1
90	CL-CLT900	D8HZ 4A819-A	1 1/2"-18 x 5/8" thick x 2 3/8" across flats	1
4820	Refer to Slip Yoke related parts group 4841			
4826	Refer to Coupling Shaft Parts List Section 48.1, Page 1			
4831	Refer to Coupling Shaft Section 48.1, Page 1			
90	B-CF-F600/800 - w/1410,1480,1550, 1610 Series coupling shafts L-LN-LNT-LT-LTS700/900 - w/1550,1610 series coupling shafts All - w/8C,1710,1810 series coupling shafts	58674-S100	(B-121-A) Bolt (support plate to center support assy.-1/2"-13 x 1 1/4" hex.	2
		34989-S2	(M-89-FA) nut (support plate to center support assy.-1/2"-13 hex. lock	2
		44879-S2	(X31-G) Upper washer (support plate center support assy.)-1/2"-flat	2
		372407-S2	(XX-186-A) Lower washer (support plate to center support assy.)-1/2"	2
90		All(except B-CF-F600/800) - w/1410, 1480 series coupling shafts All(except B-CF-F600/800 & L-LN-LNT-LT-LTS700/900) - w/1550,1610 series coupling shafts L-LN-LNT-LT-LTS700/900 - w/1550, 1610 series coupling shafts All - w/055,6C,72N series coupling shafts	58654-S2	(B104-A) Bolt (support plate to center support assy.)-7/16"-14 x 1 1/4' hex.
	34988-S2		(M89-EA) Nut (support plate to center support assy.)-7/16"-14 Hex. lock	2
	380079-S2		(XX173-C) Upper washer (support plate to center support assy.)-7/16" flat	2
	375277-S		(XX165-F) Lower washer (support plate to center support assy.)-7/16" flat	2
4835	Refer to Coupling Shaft Parts Lists Section 48.1, page 1			
4840	BEARING (COUPLING and INTERMEDIATE SHAFT SUPPORT)- For Model Application - refer to Coupling Shaft Parts List Section 48.1, Page 1			
4841	SLIP YOKE (UNIVERSAL JOINT)-For Driveshaft Application refer to Section 46.1, page 1 For Coupling Shaft Application refer to Section 48.1, page 1			

1990/
TRUCK SERIES 600/900

SLIP YOKE RELATED PARTS CHART

DRIVE SHAFT CODE	SLIP YOKE	INDUSTRY DESIG.	SPLINES	CAP	SEAL	WASHER
4841 SLIP YOKE (UNIVERSAL JOINT) - Cont'd						
Notes: Δ Used with type 5 shaft, † Extra long spline, \$ Long spline, ◇ Short spline, X Used with type 4 shaft						
14	◇C1TT 4841-F	1480	16	C1TT 4710-A	C1TT 4343-B	C1TT 4342-B
14	Δ C1TT 4841-F	1480	16	C1TT 4710-A	C1TT 4343-C	C1TT 4342-C
17	★C1TZ 4841-C	7C	10	B8QH 4710-B	B8QH 4820-A	B8QH 4819-A
29	8MTH 4841	1410	16	01T 7077	01T 7097	★351566-S
30	TEAA 4841-A	1410	16	01Y 7077	B3D 4820-A	B3D 4819-A
36	C3TZ 4841-F	7C	16	B4TZ 4710-A	B8QH 4820-C	B8QH 4819-D
37	†C5TZ 4841-A	6C	10	B3TZ 4710-A	B4Q 4820-A	B4Q 4819-A
39	C5TZ 4841-C	055	32	C5TZ 4710-C		C5TZ 4819-C
44	C5TZ 4841-J	8C	10	B8QH 4710-A	B8QH 4820-B	B8QH 4819-C
56	C6TZ 4841-M	1700	16	D1HZ 4710-A	D1HZ 4343-A	D1HZ 4342-A
57	C6TZ 4841-N	1710	16	D1HZ 4710-A	D1HZ 4343-A	D1HZ 4342-A
58	C6TZ 4841-P	1610	16	C6TZ 4710-F	C6TZ 4343-C	C6TZ 4342-C
70	C8HZ 4841-C	72N	16	D3HZ 4710-A	D3HZ 4343-A	D3HZ 4342-A
74	D0HZ 4841-A	1710	18	D1HZ 4710-B	D1HZ 4343-B	D1HZ 4342-B
76	D1HZ 4841-B	1710		D1HZ 4710-A	D1HZ 4343-A	D1HZ 4342-A
77	D1HZ 4841-C	1710		D1HZ 4710-A	D1HZ 4343-A	D1HZ 4342-A
78	D1HZ 4841-D	1710		D1HZ 4710-A	D1HZ 4343-A	D1HZ 4342-A
80	D2HZ 4841-A	1810		C7TZ 4710-A	C7TZ 4343-A	C7TZ 4342-A
80	D2HZ 4841-A	1810		E3HZ 4710-A 1 PC DESIGN		
81	D2HZ 4841-B	1710				
83	D2HZ 4841-C	1810				
84	D3HZ 4841-A	72N	16	D4HZ 4710-A	D3HZ 4343-B	D3HZ 4342-B
86	D4HZ 4841-B	72N		D4HZ 4710-A	D4HZ 4343-C	D4HZ 4342-B
87	D4HZ 4841-C	72N		D4HZ 4710-A	D4HZ 4343-C	D4HZ 4342-B
90	D4HZ 4841-D	1410		01T 7077	D4HZ 4343-B	D4HZ 4342-A
91	D4HZ 4841-E	1610		C6TZ 4710-F	C6TZ 4343-C	C6TZ 4342-C
102	D8HZ 4841-B	1710	16	D1HZ 4710-A	D1HZ 4343-A	D1HZ 4342-A
106	D8HZ 4841-F	1610	16	C6TZ 4710-F	C6TZ 4343-C	C6TZ 4342-C
107	Δ D9HZ 4841-A	1550		D9HZ 4710-A	D9HZ 4343-B	D9HZ 4342-B
107	XD9HZ 4841-A	1550		D9HZ 4710-A	D9HZ 4343-A	D9HZ 4342-A
111	D9HZ 4841-D	1760		D9HZ 4710-B	NONE	NONE
112	E1HZ 4841-A	1610		E1HZ 4710-A	E1HZ 4343-A	E1HZ 4342-A
113	E1HZ 4841-B	1610		E1HZ 4710-B	NONE	NONE
114	E1HZ 4841-C	1610		C6TZ 4710-F	C6TZ 4343-C	C6TZ 4342-C
115	E1HZ 4841-D	1610		E1HZ 4710-B	NONE	NONE
116	E1HZ 4841-E	1610		E1HZ 4710-B	NONE	NONE
117	★E1HZ 4841-A	1760	16	D9HZ 4710-B	NONE	NONE
	Not replaced					
118	E1HZ 4841-F	1610	16	C6TZ 4710-F	C6TZ 4343-C	C6TZ 4342-C
119	E3HZ 4841-A	1610				
120	E2HZ 4841-A	1760	16			
4851	Refer to Rear Axle Parts List Section 40, page 1					
4852	Refer to group 7089					
4859	Refer to Rear Axle Parts List Section 40, page 1					
4861	Refer to group 5783 or 4730					
4881	HOSE (REAR AXLE POWER DIVIDER DIFFERENTIAL LOCKOUT CYLINDER)- Improve from bulk tubing					
4882	TUBE (REAR AXLE DIFFERENTIAL LOCKOUT CONTROL VALVE TO MANIFOLD HOSE)-Improve from bulk tubing					

**1990/
TRUCK SERIES 600/900**

YEAR	MODEL/RESTRICTIONS	PART NUMBER	DESCRIPTION	QTY.
4885	Refer to Parts List Section 40, page 1			

4891	SNAP RING (UNIVERSAL JOINT SPIDER BEARING)-Refer to Universal Joint and related parts in group 4635			
4945-7	Refer to Rear Axle Parts List Section 40, page 1			

4962	ARM (REAR AXLE TORQUE)-Refer to group 4612			
------	--	--	--	--

4964	SHAFT ASSY. (INTER AXLE DRIVE)-Determine part number by stamps identification or T.S.L. and refer to Section 46.1 page 6 for cross reference to service part number For CFT800 usage refer to application chart listed below COMPONENTS FOR COMPLETE SHAFT ASSEMBLIES ARE ALSO AVAILABLE FOR SERVICE. WHEN THE SERVICE PART NUMBER FOR THE COMPLETE SHAFT ASSEMBLY IS KNOWN, THE PART NUMBER OF THE SHAFT SUB-ASSEMBLY AND RELATED COMPONENTS MAY BE FOUND IN THE DRIVE AND COUPLING SHAFT COMPONENT PARTS LIST IN SECTION 46.1A			
------	--	--	--	--

4964	SHAFT ASSY.-DRIVE			
------	-------------------	--	--	--

APPLICATION CHART

TRANSMISSION		ENGINE			REAR AXLE		SIZE (INCHES)			N O T E	PART NUMBER ▲	▲ CODE	
S P E E D	MODEL	T Y P E	C Y L. L.	C.I.D. OR MODEL	M F R. ▲	MODEL	WHEEL- BASE (INCHES)	YEAR	T Y P E ▲			A	B

NOTE: ▲ REFER TO PAGE 1 OF SECTION 46.1 FOR AN EXPLANATION OF THE CHART AND THE CODES SHOWN.

1990 CFT800 WITH E4-380 SUSPENSION

6	FS-6106			7.8L(210)	R	RT40145	153						* D7HT 4964-KA	58	39	39
A/T	MT-643			7.8L(240)			171						* D7HT 4964-KA	58	39	39
A/T	MT-653						189						* D7HT 4964-KA	58	39	39
13	RT-6613						207						* D7HT 4964-KA	58	39	39
							225						* D7HT 4964-KA	58	39	39

1990 CFT800 WITH RTE-380 SUSPENSION

6	FS-6106			7.8L(210)	R	RT40145	153						* D7HT 4964-GA	55	39	39
A/T	MT-643			7.8L(240)			171						* D7HT 4964-GA	55	39	39
A/T	MT-653						189						* D7HT 4964-GA	55	39	39
13	RT-6613						207						* D7HT 4964-GA	55	39	39
							225						* D7HT 4964-GA	55	39	39

YEAR	MODEL/RESTRICTIONS	PART NUMBER	DESCRIPTION	QTY.
4982	Refer to Rear Axle Parts List Section 40, page 1			

4996	WIRING ASSY. (REAR AXLE ELECTRIC SHIFT) - Also refer to group 14667-8			
90	C800 - - 99" W/B and 2 speed axle	E7HZ 4996-A	#E7HT 4996-EA-181 1/2" long	1
90	C800 - - 111" W/B and 2 speed axle	E7HZ 4996-B	#E7HT 4996-DA-192 1/2" long	1
90	C800 - - 135" W/B and 2 speed axle	E7HZ 4996-C	#E7HT 4996-FA-217 1/2" long	1
90	C800 - - 153" W/B and 2 speed axle	E7HZ 4996-D	#E7HT 4996-BA-235 1/2" long	1
90	C800 - - 175" W/B and 2 speed axle	E7HZ 4996-E	#E7HT 4996-CA-256 1/2" long	1

4999	Refer to group 10B846			
------	-----------------------	--	--	--

1990/
TRUCK SERIES 600/900

SUPPORT PLATE CODE CROSS-REFERENCE

CODE	PART NUMBER	CODE	PART NUMBER
Also refer to support plate identification cross-reference guide listed below			
13	★ B7T 4831-A	157	D0HZ 4831-AV
16	★ B7T 4831-D	158	D0HZ 4831-BA
21	B8QH 4831-D	159	D0HZ 4831-BB
26	C1TT 4831-B	160	D0HZ 4831-BC
27	C1TT 4831-C	161	D0HZ 4831-BD
29	C1TT 4831-E	162	D2HZ 4831-A
30	★ C1TT 4831-F	163	D2HZ 4831-B
39	C1TT 4831-Y	164	D2HZ 4831-C
77	C1TT 4845-A	165	D2HZ 4831-D
78	C1TT 4845-B	181	D8HZ 4831-A
99	C8TZ 4831-C	182	D8HZ 4831-B
101	C7TZ 4831-A	183	D8HZ 4831-C
116	D0HZ 4831-A	184	D8HZ 4831-D
117	★ D0HZ 4831-B	185	D8HZ 4831-E
118	D0HZ 4831-C	186	D8HZ 4831-F
119	D0HZ 4831-D	187	D8HZ 4831-G
120	★ D0HZ 4831-E	188	D8HZ 4831-H
121	D0HZ 4831-F	189	D8HZ 4831-J
125	D0HZ 4831-K	190	D8HZ 4831-K
138	D0HZ 4831-AB	191	D8HZ 4831-L
139	D0HZ 4831-AC	194	D8HZ 4831-M
140	D0HZ 4831-AD	200	D8HZ 4831-N
141	D0HZ 4831-AE	203	D8HZ 4831-P
142	D0HZ 4831-AF	204	D8HZ 4831-R
143	D0HZ 4831-AG	205	D8HZ 4831-S
144	D0HZ 4831-AH	207	E0HZ 4831-A
146	D0HZ 4831-AR	208	E0HZ 4831-B
147	D0HZ 4831-AL	209	E0HZ 4831-C
148	D0HZ 4831-AZ	210	E0HZ 4831-D
149	D0HZ 4831-AY	220	E0HZ 4831-E
150	D0HZ 4831-AN	221	E0HZ 4831-F
151	D0HZ 4831-AW	222	E1HZ 4831-A
152	D0HZ 4831-AK	223	E1HZ 4831-B
153	D0HZ 4831-AM	224	E6HZ 4831-A
154	D0HZ 4831-AS	225	E7HZ 4831-A
155	D0HZ 4831-AT	226	E7HZ 4831-B
156	D0HZ 4831-AU	227	★ E8HZ 4831-A
		228	★ E8HZ 4831-B

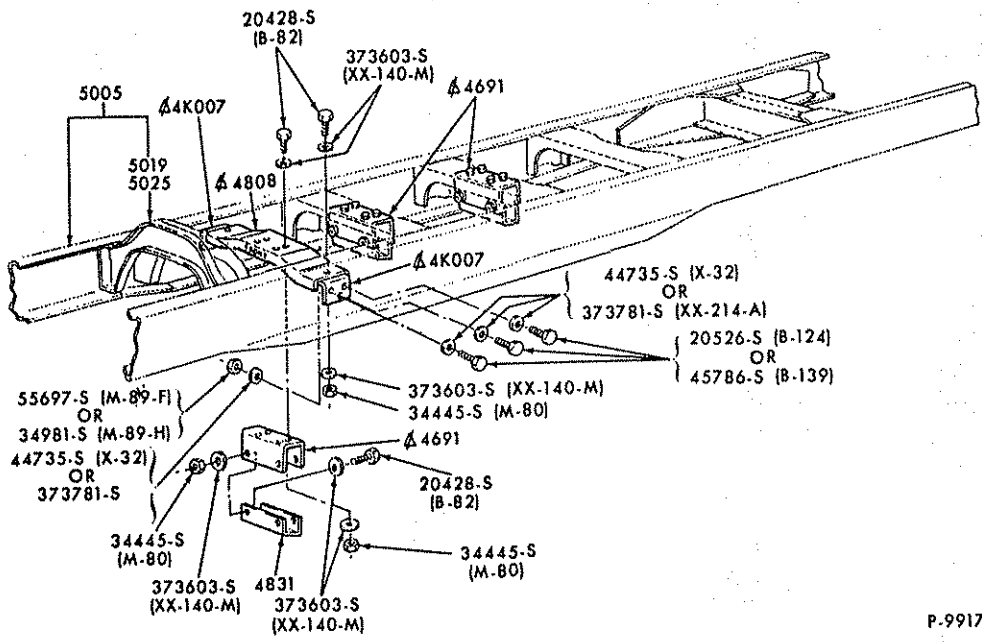
SUPPORT PLATE IDENTIFICATION CROSS-REFERENCE GUIDE

IDENTIFICATION	PART NUMBER	IDENTIFICATION	PART NUMBER
C7TA 4831-F	C7TZ 4831-A	D0HA 4831-BC	★ D0HZ 4831-K
C8TA 4831-C	C8TZ 4831-C	D0HA 4831-BD	D0HZ 4831-AC
D0HA 4831-L	D0HZ 4831-K	D0HA 4831-BE	D0HZ 4831-AD
D0HA 4831-AA	D0HZ 4831-A	D0HA 4831-BF	D0HZ 4831-AE
D0HA 4831-AB	★ D0HZ 4831-B	D0HA 4831-BG	D0HZ 4831-AF
D0HA 4831-AM	D0HZ 4831-AB	D0HA 4831-BH	D0HZ 4831-AG
D0HA 4831-AN	D0HZ 4831-AC	D0HA 4831-BJ	D0HZ 4831-AH
D0HA 4831-AR	D0HZ 4831-AD	D0HA 4831-BK	D0HZ 4831-AB
D0HA 4831-AS	D0HZ 4831-AE	D0HA 4831-BL	D0HZ 4831-AR
D0HA 4831-AT	D0HZ 4831-AF	D0HA 4831-BM	D0HZ 4831-AL
D0HA 4831-AU	D0HZ 4831-AG	D0HA 4831-BN	D0HZ 4831-AZ
D0HA 4831-AV	D0HZ 4831-AH	D0HA 4831-BR	D0HZ 4831-AY
D0HA 4831-AY	D0HZ 4831-C	D0HA 4831-BS	D0HZ 4831-AN
D0HA 4831-AZ	D0HZ 4831-D	D0HA 4831-BT	D0HZ 4831-AW
D0HA 4831-BA	★ D0HZ 4831-E	D0HA 4831-BU	D0HZ 4831-AK
D0HA 4831-BB	D0HZ 4831-F	D0HA 4831-BV	D0HZ 4831-AM

SUPPORT PLATE IDENTIFICATION CROSS-REFERENCE GUIDE

IDENTIFICATION	PART NUMBER	IDENTIFICATION	PART NUMBER
D0HA 4831-BY	D0HZ 4831-AS	D7HT 4831-RA	D8HZ 4831-L
D0HA 4831-BZ	D0HZ 4831-AT	D7HT 4831-SA	D8HZ 4831-R
D0HA 4831-CA	D0HZ 4831-AU	D7HT 4831-TA	D8HZ 4831-S
D0HA 4831-CB	D0HZ 4831-AV	E0HT 4831-AA	E0HZ 4831-A
D0HA 4831-CC	D0HZ 4831-BA	E0HT 4831-BA	E0HZ 4831-B
D0HA 4831-CD	D0HZ 4831-BB	E0HT 4831-CA	E0HZ 4831-E
D0HA 4831-CE	D0HZ 4831-BC	E0HT 4831-DA	E0HZ 4831-F
D0HA 4831-CF	D0HZ 4831-BD	ED-E0HT 4831-AA	E0HZ 4831-C
D2HA 4831-GA	D2HZ 4831-A	ED-E0HT 4831-BA	E0HZ 4831-D
D2HA 4831-HA	D2HZ 4831-B	E1HT 4831-AA	E1HZ 4831-A
D2HA 4831-JA	D2HZ 4831-C	E1HT 4831-BA	E1HZ 4831-B
D2HA 4831-KA	D2HZ 4831-D	E5HT 4831-KA	E6HZ 4831-A
D7HA 4831-AA	D8HZ 4831-A	E7HS 4831-AA	E0HZ 4831-A
D7HA 4831-BA	D8HZ 4831-B	E7HS 4831-BA	E0HZ 4831-B
D7HA 4831-CA	D8HZ 4831-C	E7HT 4831-AA	E7HZ 4831-A
D7HA 4831-DA	D8HZ 4831-D	E8HS 4831-AA	E9HZ 4831-A
D7HA 4831-EA	D8HZ 4831-E	E9HS 4831-AA	E9HZ 4831-E
D7HA 4831-FA	D8HZ 4831-F	E9HS 4831-BA	E9HZ 4831-B
D7HA 4831-GA	D8HZ 4831-P	E9HS 4831-CA	E9HZ 4831-C
D7HA 4831-HA	D8HZ 4831-G	E9HS 4831-DA	E9HZ 4831-D
D7HT 4831-JA	D8HZ 4831-H	E9HS 4831-EA	E9HZ 4831-F
D7HT 4831-KA	D8HZ 4831-J	E9HS 4831-FA	E9HZ 4831-G
D7HT 4831-LA	D8HZ 4831-N	87HU 4831-AA	E7HZ 4831-B
D7HT 4831-MA	D8HZ 4831-M	87HU 4831-BA	★ E8HZ 4831-A
D7HT 4831-NA	D8HZ 4831-K	87HU 4831-CA	★ E8HZ 4831-B

1990/
TRUCK SERIES 600/900



P-9917


△ If support bracket is stamped:

- DOHA 4K007-A use ★ D4HZ 4K007-A
- D4HA 4K007-AA use ★ D4HZ 4K007-A
- D7HT 4K007-AA use D7HZ 4K007-A
- D7HT 4K007-BA use D7HZ 4K007-C
- E1HT 4K007-AA use E1HZ 4K007-C
- E1HT 4K007-AB use E1HZ 4K007-C
- E1HT 4K007-BA use E1HZ 4K007-B
- E1HT 4K007-BB use E1HZ 4K007-D
- ED-E1HT 4K007-AA use E1HZ 4K007-C
- ED-E1HT 4K007-BA use E1HZ 4K007-D
- DOHA 4K014-A use ★ D4HZ 4K007-B
- D4HA 4K014-AA use ★ D4HZ 4K007-B
- D6HS 4K014-AA use ★ E0HZ 4K007-C
- D7HT 4K014-AA use D7HZ 4K007-B
- DOHA 4691-A use DOHZ 4691-A
- DOHA 4691-B use ★ DOHZ 4691-B
- DOHA 4691-E use DOHZ 4691-C
- DOHA 4691-F use DOHZ 4691-E
- DOHA 4691-G use DOHZ 4691-F
- D1HS 4691-AA use E1HZ 4691-C
- E0HT 4691-BA use E0HZ 4691-B
- E0HT 4691-BB use E0HZ 4691-B
- E1HT 4691-AA use E1HZ 4691-A
- E1HT 4691-BA use E1HZ 4691-B
- E9HS 4691-AA use E9HZ 4691-A
- E9HS 4691-BA use E9HZ 4691-B
- E9HS 4691-CA use E9HZ 4691-C
- E9HS 4691-DA use E9HZ 4691-D
- E9HS 4691-EA use E9HZ 4691-E
- DOHA 4808-A use DOHZ 4808-A


TYPE 1



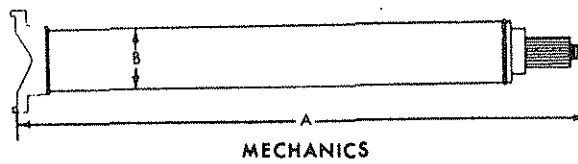
TYPE 2



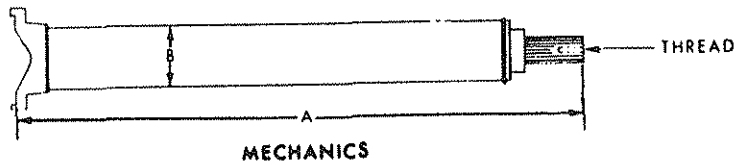
TYPE 3



TYPE 20



TYPE 21



1990/
TRUCK SERIES 600/900

Components for complete shaft assemblies are also available for service when the service part number for the complete shaft assembly is known. The part number of the shaft sub-assembly and related components may be found in the Drive and Coupling Shaft Component Parts List in Section 46.1A

COUPLING SHAFT and INTERMEDIATE COUPLING SHAFT PARTS LISTS

- Notes: † Use 383951-S2 bolt (3/4"-16-1 1/2") and 34797-S2 lockwasher △ Includes bearing, retainer and sleeve
 % Use 304771-S2 bolt (3/4"-16-1 1/2") and 34797-S2 lock washer
 ⊕ Use 383951-S2 bolt (3/4"-16-1 1/2")
- NOTE 1 - Coupling shaft does not require support bearing collar - (discard)
 NOTE 2 - Coupling shaft requires one of the two bearing baffles - (discard one only)

QTY.	PART NUMBER	DESCRIPTION	QTY.	PART NUMBER	DESCRIPTION
PARTS LIST NO. 46			PART LIST NO. 98		
1	C1TZ 4635-A	Universal joint	1	B6TZ 4635-B	Universal joint
1	D4TZ 4800-C	Support Assy. (Center Bearing)	1	B5QH 4637-A	Washer
PARTS LIST NO. 55			1	D5TZ 4800-A	Support assy. (center bearing)-NOTE 1
1	★C1TT 4523-A	Retainer	2	D4HZ 4805-A	Bearing baffle-also serviced in 4800 assy.
	r/b D4TZ 4800-G		1	†D4TZ 4865-A	Flange yoke
1	D3TZ 4635-B	Universal joint	PARTS LIST NO. 101		
1	D4TZ 4800-G	Support Assy. (Center Bearing)	1	C1TZ 4635-A	Universal joint
1	C6TZ 4865-B	Universal joint flange (rear)	1	D4TZ 4800-C	Support assy. (center bearing)
PARTS LIST NO. 59			PARTS LIST NO. 108		
1	C1TZ 4635-A	Universal joint	1	C1TZ 4635-A	Universal joint
1	D4TZ 4800-C	Support Assy. (Center Bearing)	1	B5QH 4637-A	Washer
1	C1TT 4865-B	Universal joint flange (rear)	1	D4TZ 4800-C	Support assy. (center bearing)
PARTS LIST NO. 73			1	⊕C1TT 4865-B	Flange
1	D2HZ 4635-A	Universal joint	PARTS LIST NO. 129		
1	D3HZ 4637-A	Washer	1	D9HZ 4635-A	Universal joint
1	D4TZ 4800-J	Support Assy. (Center Bearing)	1	B5QH 4637-A	Washer
2	★C8TZ 4805-A	Bearing baffle- r/b D4TZ 4800-J	1	★D4TZ 4800-E	Support assy. (center bearing)
1	★C8TZ 4808-A	Center support-r/b D4TZ 4800-J		r/b D9HZ 4800-A	
1	★C8TZ 4826-A	Support sleeve - r/b D4TZ 4800-J	1	⊕D9HZ 4865-A	Flange
1	★C8TZ 4840-A	Bearing (coupling shaft support)- r/b D4TZ 4800-J	PARTS LIST NO. 130		
1	D2HZ 4865-A	Flange yoke	1	D9HZ 4635-A	Universal joint
PARTS LIST NO. 80			1	D9HZ 4800-A	Support assy. (center bearing)
1	D3TZ 4635-B	Universal joint	PARTS LIST NO. 131		
1	D4TZ 4800-G	Support Assy. (Center Bearing)	1	D9HZ 4635-A	Universal joint
1	C6TZ 4865-B	Flange yoke	1	B5QH 4637-A	Washer
PARTS LIST NO. 81			1	D9HZ 4800-A	Support assy. (center bearing)
1	D2HZ 4635-A	Universal joint	1	⊕D9HZ 4865-A	Flange
1	D3HZ 4637-A	Washer	PARTS LIST NO. 132		
1	D4TZ 4800-J	Support Assy. (Center Bearing)	1	D9HZ 4635-B	Universal joint
1	D2HZ 4865-A	Flange yoke	1	D3HZ 4637-A	Washer
PARTS LIST NO. 90			1	D4TZ 4800-J	Support assy. (center bearing)
1	B6TZ 4635-B	Universal joint	1	E1HZ 4865-A	Flange
1	D5TZ 4800-A	Support Assy. (Center Bearing)-NOTE 2	PARTS LIST NO. 133		
1	D4HZ 4805-A	Bearing Baffle-Also Serviced In 4800 Assy.	1	B6TZ 4635-B	Universal joint
1	D4HZ 4805-B	Bearing Baffle (Collar)-Also Serviced in 4800 assy.	1	B5QH 4637-A	Washer
PARTS LIST NO. 95			1	D5TZ 4800-A	Support assy. (center bearing)
1	D3TZ 4635-A	Universal joint	1	%E4HZ 4865-A	Flange
1	★D4TZ 4800-E	Support assy. (center bearing))	PARTS LIST NO. 134		
	r/b D9HZ 4800-A		1	C1TZ 4635-A	Universal joint
1	D5HZ 4865-A	Flange yoke	1	D5TZ 4800-A	Support assy. (center bearing)
1	D6HZ 4637-A	Washer			

1990/
TRUCK SERIES 600/900

QTY.	PART NUMBER	DESCRIPTION	QTY.	PART NUMBER	DESCRIPTION
PARTS LIST NO. 135			PARTS LIST NO. 138		
1	C1TZ 4635-A	Universal joint	1	E7HZ 4635-A	Universal joint
1	B5QH 4637-A	Washer	1	D4TZ 4800-G	Support assy. (center bearing)
1	D5TZ 4800-A	Support assy. (center bearing)	1	E7HZ 4865-B	Flange
1	%E4HZ 4865-B	Flange	PARTS LIST NO. 139		
PARTS LIST NO. 136			1	E8HZ 4635-A	Universal joint
1	D9HZ 4635-A	Universal joint	1	D3HZ 4637-A	Washer
1	B5QH 4637-A	Washer	1	D4TZ 4800-J	Support assy. (center bearing)
1	D9HZ 4800-A	Support assy. (center bearing)	1	E8HZ 4865-A	Flange
1	%E4HZ 4865-C	Flange	PARTS LIST NO. 140		
PARTS LIST NO. 137			1	E8HZ 4635-B	Universal joint
1	E7HZ 4635-B	Universal joint	1	D3HZ 4637-A	Washer
1	D9HZ 4800-A	Support assy. (center bearing)	1	D4TZ 4800-J	Support assy. (center bearing)
1	E7HZ 4865-A	Flange	1	E8HZ 4865-B	Flange

1990/
TRUCK SERIES 600/900

4817		SHAFT ASSY.-COUPLING		APPLICATION CHART											
TRANSMISSION		ENGINE		REAR AXLE		WHEEL- BASE (INCHES)		YEAR		SIZE(INCHES)		PART NUMBER		▲ CODE	
S P E E D	MODEL	T Y P E	C Y L. L.	M F R. ▲	MODEL	WHEEL- BASE (INCHES)	YEAR	T Y P E ▲	A	B	N O T E	▲	PL AI RS TT S	4831 PLATE	

NOTE: ▲ REFER TO PAGE 1 OF SECTION 48.1 FOR AN EXPLANATION OF THE CHART AND THE CODES SHOWN.
% Refer to section 48.1 for stamping number

1990 CF600

5	CL,CM 50 series		6.6L	R	All	153							★ D9HT 4817-BRA	130	%
						171							★ D9HT 4817-BRA	130	%
						189							★ D9HT 4817-BVA	130	%
4	Allison AT 545		6.6L	R	All	153							★ D9HT 4817-BFA	130	%
						171							★ D9HT 4817-BFA	130	%
						189							★ D9HT 4817-BKA	130	%

1990 CF700/800 (1610 JOINT SIZE)

5	FS-5005-A		7.8L(185)	R	RS21145	153							★ E7HT 4817-ARA	137	%
						171							★ E7HT 4817-ARA	137	%
5	FS-5005-B		7.8L(210)	R	RS21230	189							★ E7HT 4817-BDA	137	%
						207							★ E7HT 4817-ARA	137	%
						225							★ E7HT 4817-BDA	137	%
													★ E7HT 4817-ANA	137	%
6	FS-5106		7.8L(185)	R	RS21145	153							★ E7HT 4817-ANA	137	%
						171							★ E7HT 4817-ANA	137	%
5	FS-6105-A		7.8L(210)	R	RS21230	189							★ E7HT 4817-BBA	137	%
						207							★ E7HT 4817-ANA	137	%
5	FS-6105-B		7.8L(240)	R	RS23160	225							★ E7HT 4817-BBA	137	%
													★ E7HT 4817-AGA	137	%
A/T	MT-643		7.8L(185)	R	RS21145	153							★ E7HT 4817-AGA	137	%
						171							★ E7HT 4817-AGA	137	%
						189							★ E7HT 4817-AUA	137	%
						207							★ E7HT 4817-AGA	137	%
A/T	MT-643		7.8L(210)	R	RS23240	225							★ E7HT 4817-AUA	137	%

1990 CF700/800 (1710 JOINT SIZE)

6	FS-6106		7.8L(210)	R	RS21145	153							★ E7HT 4817-GMA	138	%
						171							★ E7HT 4817-GMA	138	%
						189							★ E7HT 4817-HAA	138	%
						207							★ E7HT 4817-GMA	138	%
						225							★ E7HT 4817-HAA	138	%
A/T	MT-643		7.8L(210)	R	RS21145	153							★ E7HT 4817-GKA	138	%
						171							★ E7HT 4817-GKA	138	%
						189							★ E7HT 4817-GZA	138	%
						207							★ E7HT 4817-GKA	138	%
A/T	MT-653		7.8L(210)	R	RS21145	225							★ E7HT 4817-GZA	138	%
													★ E7HT 4817-GFA	138	%
						171							★ E7HT 4817-GFA	138	%
						189							★ E7HT 4817-GTA	138	%
A/T	MT-653		7.8L(240)	R	RS23160	207							★ E7HT 4817-GFA	138	%
						225							★ E7HT 4817-GTA	138	%

1990 CFT800 WITH E4-380 OR RTE-380 SUSPENSION

6	FS-6106		7.8L(210)	R	RT40145	189							★ E8HT 4817-AMA	140	%
						207							★ E8HT 4817-AMA	140	%
						225							★ E8HT 4817-AMA	140	%
A/T	MT-643		7.8L(240)	R	RT40145	189							★ E7HT 4817-GKA	138	%
						207							★ E7HT 4817-GKA	138	%
						225							★ E7HT 4817-GKA	138	%
A/T	MT-653		7.8L(210)	R	RT40145	189							★ E8HT 4817-ANA	140	%
						207							★ E8HT 4817-ANA	140	%
						225							★ E8HT 4817-ANA	140	%
13	RT-6613		7.8L(210)	R	RT40145	189							★ E8HT 4817-ALA	140	%
						207							★ E8HT 4817-ALA	140	%
						225							★ E8HT 4817-ALA	140	%

1990/
TRUCK SERIES 600/900

4817 SHAFT ASSY.-COUPLING

APPLICATION CHART

SPECIFIED	TRANSMISSION		ENGINE		REAR AXLE			SIZE(INCHES)		NOTE	PART NUMBER ▲	▲ CODE	
	MODEL	TYPE	CYL.	C.I.D. OR MODEL	MFR.	MODEL	WHEEL-BASE (INCHES)	YEAR	TYPE			A	B

NOTE: ▲ REFER TO PAGE 1 OF SECTION 48.1 FOR AN EXPLANATION OF THE CHART AND THE CODES SHOWN.
%Refer to section 48.1 for stamping number

1990 CFT800 WITH E-400 OR RTE 400 SUSPENSION

6	FS-6106			7.8L(210) 7.8L(240)	R	RT40145	225						★ E8HT 4817-MMA	138	%
A/T	MT-653			7.8L(210) 7.8L(240)	R	RT40145	225						★ E8HT 4817-MNA	138	%
13	RT-6613			7.8L(R210) 7.8L(240)	R	RT40145	225						★ E8HT 4817-MLA	138	%

1990/
TRUCK SERIES 600/900

4886 SHAFT ASSY.-INTERMEDIATE COUPLING

APPLICATION CHART

TRANSMISSION		ENGINE			REAR AXLE		SIZE(INCHES)			NOTE	PART NUMBER ▲	▲ CODE
S P E E D	MODEL	T Y P E	C Y L.	C.I.D. OR MODEL	M F R. ▲	MODEL	WHEEL- BASE (INCHES)	YEAR	T Y P E ▲			A

NOTE: ▲ REFER TO PAGE 1 OF SECTION 48.1 FOR AN EXPLANATION OF THE CHART AND THE CODES SHOWN.
%Refer to Section 48.1 for Stamping number

1990 CF700/800 (1610 JOINT SIZE)

5	FS-5005-A			7.8L(185)	R	RS21145	207					★ E7HT 4817-ADA	137	%
5	FS-5005-B			7.8L(210)	R	RS21230	225					★ E7HT 4817-ADA	137	%
6	FS-5106			7.8L(240)	R	RS23160								
5	FS-6105-A				R	RS23240								
5	FS-6105-B													
A/T	MT-643													

1990 CF700/800 (1710 JOINT SIZE)

6	FS-6106			7.8L(210)	R	RS21145	207					★ E7HT 4817-GFA	138	%
A/T	MT-643			7.8L(240)	R	RS21230	225					★ E7HT 4817-GFA	138	%
A/T	MT-653				R	RS23160								
					R	RS23240								

1990 CFT800 WITH E4-380 OR RTE-380 SUSPENSION

6	FS-6106			7.8L(210)	R	RT40145	225					★ E7HT 4817-GFA	138	%
A/T	MT-643			7.8L(240)										
A/T	MT-653													
13	RT-6613													

1990/
TRUCK SERIES 600/900

YEAR	MODEL/RESTRICTIONS	PART NUMBER	DESCRIPTION	QTY.
5003 CAP (CAB HINGE)				
90	CL-CLT900	E0HZ 5003-A		2
5K003 GUSSET (FRAME CROSSMEMBER INTERMEDIATE)				
90	CL9000	(RH) D8HZ 5K003-B	(LH) D8HZ 5K003-C	1
90	CLT9000	(RH) D8HZ 5K003-D	(LH) D8HZ 5K003-A	1
5004 SPRING (CAB LOCK HOOK RETURN)				
90	CF600/700	E6HZ 5004-A		1
90	C-CT800	E2HZ 5004-A		2

5005 FRAME ASSY.

HOW TO FIND FRAME NUMBERS

1. USE MODEL APPLICATION CHART

Truck models are listed alphabetically beginning on page 2.

2. USE SECTION MODULUS●

a. Frames can be identified by the section modulus and P.S.I. which are shown in the Truck Data Book.

b. Section modulus is also shown in the Model Application Chart beginning on page 2 to aid in frame selection.

● "Frame section modulus" is the engineering term that indicates, for comparative purposes, the relative strength of two or more frames of the same supported length, shape and material. All other things being equal, the frame with the largest section modulus will have the greatest strength and stiffness, i.e., the ability to more effectively resist sagging under full loads. It takes into account frame depth, flange width and material thickness. "P.S.I." designates pounds of yield strength per square inch.

EXPLANATIONS OF NOTES AND ABBREVIATIONS APPEARING IN THE FRAME MODEL APPLICATION CHART

SERVICE NOTE:

- 1-long overhang without reinforcement
- 2-long overhang with reinforcement
- 3-short overhang
- 93 - frames must be ordered through special order department with vehicle serial number - - side rails prior to 1984 are not drilled

1990/
TRUCK SERIES 600/900

MODEL APPLICATION CHART

REFER TO PAGE 1 OF THIS SECTION FOR "HOW TO FIND FRAME NUMBERS"

Remarks: Note 3 "Before 12/85"-Note 4 "From 12/85"

YEAR	WHEEL-BASE	P.S.I.	SECTION-MODULUS	REM	ENGINE	SERVICE-NOTE	PART NUMBER	YEAR	WHEEL-BASE	P.S.I.	SECTION-MODULUS	REM	ENGINE	SERVICE-NOTE	PART NUMBER	
5005 FRAME ASSY. E4 HENDRICKSON SUSP. NOTE 6-RTE-380 SUSP.																
NOTE 5																
B600700								CF800								
90						93		90	171						E7HZ 5005-N	
CF600								CF800								
90	117						E8HZ 5005-E	90	189						E7HZ 5005-S	
	153			3		2	E6HZ 5005-B		207						E7HZ 5005-M	
	153					1	E6HZ 5005-M		225						E7HZ 5005-L	
	171					1	E6HZ 5005-T		CFT800							
90	189					1	E6HZ 5005-U	207				5			E7HZ 5005-H	
	CF700								189				6		E8HZ 5005-C	
	153			3		2	E6HZ 5005-B	207				6			E8HZ 5005-B	
	153					1	E6HZ 5005-M	225				6			E8HZ 5005-A	
90	171					1	E6HZ 5005-N	CL-CLT900								
	189					1	E6HZ 5005-R	90						93		
	CF600								C-CT800							
	171						E7HZ 5005-D	90						93		
90	189						E7HZ 5005-C	F600/700								
	207						E7HZ 5005-B	90						93		
	CF700								F-FT800							
	225						E7HZ 5005-A	90						93		
L SERIES																
90								90						93		

YEAR	MODEL/RESTRICTIONS	PART NUMBER	DESCRIPTION	QTY.
5007	Refer to group 5A158			

5009 LATCH (CAB LOCK HOOK RELEASE)				
90	C-CT800	E2HZ 5009-A		1
90	C-CT800	73904-S7-8	(N-12)-clevis pin (cab lock main hook return spring)-5/16" x 1"	1
		*74039-S8	Clevis pin (latch to frame rear support)-5/8" x 2 1/8"	1
		351503-S40	(XX-204)-washer-flat-5/8"	1
		*74092-S8	Clevis pin (latch to frame rear support)-1/2" x 2 7/8"	1
		351453-S8	(XX-186)-washer-flat-1/2"	
		72035-S7-8	(N-51)-cotter pin-1/8" x 1"	

5K009 BRACKET (CAB PIVOT)-LOWER				
90	CF600/700	E6HZ 5K009-A		1

5010 LOCK ASSY. (CAB RETAINING ARM)				
90	C-CT800	B7T 5010-A		1
90	C-CT800	73966-S7-8	(N-31-D)-clevis pin (lock to arm)-1/2" x 1 1/2"	1
		356460-S8	(XX-369)-washer-spring-1/2"	AR
		44735-S8	(X-32)-washer-flat-1/2"	AR
		72035-S7-8	(N-51)-cotter pin-1/8" x 1"	AR

5B010 EXTENSION (FRAME SIDEMEMBER)-LEFT HAND				
90	CF600/800	E7HZ 5B010-A		1
5019 Refer to group 5025-36				

5L020 SPACER (FRAME CROSSMEMBER)				
90	CLT900	E2HZ 5L020-A		4

5023 EXTENSION (FRAME SIDEMEMBER)-RIGHT HAND				
90	CF600/800	E7HZ 5023-A		1

1990/
TRUCK SERIES 600/900

YEAR	MODEL/RESTRICTIONS	PART NUMBER	DESCRIPTION	QTY.
------	--------------------	-------------	-------------	------

5025-36 CROSSMEMBER (FRAME)

◆Crossmember locations are determined from front to rear. "F" designates front (No. 1) crossmember. "R" designates rear crossmember. One crossmember required for each application shown, unless otherwise noted.

(PARTS are LISTED from Front to Rear)

5025-36 CROSSMEMBER (FRAME) — Cont'd

CROSSMEMBER APPLICATION

How to find the Part Number of a Crossmember for a 1990/ frame

1. Find the truck model in the (alphabetical) Model Application Chart which starts below.
2. Find the Crossmember Parts Lists Number which pertains to your unit.
3. Turn to the Parts List (following Application Chart) and find the Crossmember needed.

YEAR	MODEL	REMARKS	PARTS LIST NO.
	B-SERIES		
90	B600	8.5" HIGH SIDERAIL	5
90	B600	9.5" HIGH SIDERAIL	6
90	B700	8.5" HIGH SIDERAIL	7
90	B700	9.5" HIGH SIDERAIL	8
	C-SERIES		
90	C800-GAS		3
90	C800-DIESEL		3
	CF-SERIES		
90	CF600-117" W/B		20
90	CF600/800-153" W/B		21
90	CF600/800-171", 189" W/B		22
90	CF600/800-207", 225" W/B		23
	CFT-SERIES		
90	CFT800	189" W/B-E4 Susp.	16
90	CFT800	207" W/B-E4 Susp.	17
90	CFT800	189", 207" W/B-exc. E4 Susp.	18
90	CFT800	225" W/B-exc. E4 Susp.	19
	CL-SERIES		
90	CL900	HENDRICKSON SUSP.	35
	CLT-SERIES		
90	CLT900-DIESEL	HENDRICKSON 60" BEAM	2
90	CLT900	HENDRICKSON 52" BEAM	36
90	CLT900	HENDRICKSON AIR SUSP.	37
90	CLT900	HENDRICKSON E4 SUSP.	37
	CT-SERIES		
90	CT800-GAS		4
90	CT800-DIESEL		4
	F-SERIES		
90	F600		9
90	F700		9
90	F800	10.2, 18.0 SECT. MOD	9
90	F800	13.3, 15.9 SECT. MOD	10
	FT-SERIES		
90	FT800/900		11
	L-SERIES		
90	L800		14
90	L900		15
	LN-SERIES		
90	LN700		13
90	LN800		13

1990/
TRUCK SERIES 600/900

5025-36 CROSSMEMBER (FRAME) -- Cont'd

CROSSMEMBER APPLICATION

How to find the Part Number of a Crossmember for a 1990/ frame

1. Find the truck model in the (alphabetical) Model Application Chart which starts below.
2. Find the Crossmember Parts Lists Number which pertains to your unit.
3. Turn to the Parts List (following Application Chart) and find the Crossmember needed.

YEAR	MODEL	REMARKS	PARTS LIST NO.
	LNT-SERIES		
90	LNT900	HENDRICKSON STEEL & RUBBER SUSP.	26
90	LNT900	E4 SUSP.	27
90	LNT900	NEWAY ARD-238 SUSP.	28
90	LNT900	NEWAY ARD-244 SUSP.	29
	LS SERIES		
90	LS800		24
90	LS900		24
	LT-SERIES		
90	LT900	HENDRICKSON STEEL & RUBBER SUSP.	26
90	LT900	E4 SUSP.	27
90	LT900	NEWAY ARD-238 SUSP.	28
90	LT900	NEWAY ARD-244 SUSP.	29
	LL-LTL-SERIES		
90	LL900	HENDRICKSON SUSP.	30
90	LL900	NEWAY SUSP.	31
90	LTL900	NEWAY SUSP.	31
90	LTL900	HENDRICKSON E4 SUSP.	32
90	LTL900	HENDRICKSON AIR SUSP.	33
90	LTL900	HENDRICKSON STEEL & RUBBER SUSP.	34
	LTS-SERIES		
90	LTS800	HENDRICKSON SUSP.	25
90	LTS900	HENDRICKSON STEEL & RUBBER SUSP.	25
90	LTS900	E4 SUSP.	27
90	LTS900	NEWAY ARD-238 SUSP.	28
90	LTS900	NEWAY ARD-244 SUSP.	29

1990/
TRUCK SERIES 600/900

CROSSMEMBER PARTS LISTS

	REMARKS	PART NUMBER
◆	Crossmember locations are determined from front to rear. "F" designates front (No. 1) crossmember. "R" designates rear crossmember. One crossmember required for each application shown, unless otherwise noted.	
5025-36 CROSSMEMBER (FRAME)		
	PARTS LIST NO. 2	
F	Intermediate	D8HZ 5036-B
2		D8HZ 5035-M
R		D8HZ 5035-A
	PARTS LIST NO. 3	
F		D9HZ 5019-B
2	GAS	D9HZ 5025-C
2	8.2 DIESEL-MT-643, MT-653, AT540 auto. trans.	D9HZ 5025-C
2	DIESEL -- man. trans.	C8HZ 5025-B
2	MT-653 auto. trans. -- all diesel exc. 8.2	D7HZ 5025-A
4	135", 153", 175" WB-9 3/4" frame	B7Q 5028-B
4	135", 153" WB-9 1/2" frame	B7Q 5028-B
5	175" WB-9 3/4" frame	B7Q 5028-B
6	175" WB-9 3/4" frame	C3TZ 5035-E
R	9 3/4" frame	C3TZ 5035-E
R	9 1/2" frame	C3TZ 5035-C
	PARTS LIST NO. 4	
2	GAS	D9HZ 5025-C
F		D9HZ 5019-B
2	8.2 DIESEL-MT-643, MT-653, AT540 auto. trans.	D9HZ 5025-C
2	DIESEL -- man. trans.	C8HZ 5025-B
2	MT-653 auto. trans. -- all diesel exc. 8.2	D7HZ 5025-A
2	DIESEL-MT-653 auto. trans.	D7HZ 5025-A
2	diesel	C8HZ 5025-B
3	135" WB	B7Q 5028-B
3	153", 161" WB	C2TZ 5028-B
4		C2TZ 5029-A
5		C3TZ 5036-B
R		C2TZ 5035-A
	PARTS LISTS NO. 5	
F	Gas eng.	F0HZ 5019-H
F	Diesel eng.	F0HZ 5019-C
2		E0HZ 5028-C
3		E0HZ 5028-E
4		E0HZ 5028-E
5	217,237,255 W/B	E0HZ 5028-E
5	151,193 W/B	E0HZ 5035-B
6	217,237,255 W/B	E0HZ 5035-B
6	151 W/B	E0HZ 5028-E
7	217,237,255 W/B	E0HZ 5028-E
8	217,237,255 W/B	E0HZ 5028-E
R		E0HZ 5028-E
	PARTS LIST NO. 6	
F	Gas eng.	F0HZ 5019-H
F	Diesel eng.	F0HZ 5019-C
2		E0HZ 5028-D
3	237 W/B	E0HZ 5028-E
3	193 W/B	E0HZ 5028-E
3	151,217,255 W/B	D0HZ 5030-A
4	237 W/B	E0HZ 5028-E
4	255 W/B	D0HZ 5035-A
R	237,255 W/B	D0HZ 5035-B
R	151,193,217 W/B	D0HZ 5035-A

1990/
TRUCK SERIES 600/900

CROSSMEMBER PARTS LISTS

	REMARKS	PART NUMBER
◆	Crossmember locations are determined from front to rear. "F" designates front (No. 1) crossmember. "R" designates rear crossmember. One crossmember required for each application shown, unless otherwise noted.	
5025-36 CROSSMEMBER (FRAME) — Cont'd		
PARTS LIST NO. 7		
F	Gas eng.	FOHZ 5019-H
F	Diesel eng.	FOHZ 5019-C
2		EOHZ 5028-C
3		EOHZ 5028-E
4	237,255 W/B	EOHZ 5028-E
4	275 W/B	EOHZ 5035-B
5	237,255 W/B	EOHZ 5028-E
6	237,255 W/B	EOHZ 5035-B
7	237,255 W/B	EOHZ 5028-E
8	237,255 W/B	EOHZ 5028-E
9	237,255 W/B	EOHZ 5028-E
10	237,255 W/B	EOHZ 5028-E
11	237,255 W/B	EOHZ 5028-E
12	237,255 W/B	EOHZ 5028-E
R	237,255 W/B	EOHZ 5028-E
PARTS LIST NO. 8		
F	Gas eng.	FOHZ 5019-H
F	Diesel eng.	FOHZ 5019-C
2		EOHZ 5028-D
3		EOHZ 5028-E
4		EOHZ 5028-E
5	275 W/B	EOHZ 5028-E
5	237,255 W/B	DOHZ 5030-A
6	275 W/B	DOHZ 5030-A
6	237,255 W/B	DOHZ 5035-A
7	275 W/B	DOHZ 5035-A
R		DOHZ 5035-B
PARTS LIST NO. 9		
F	Gas eng.	FOHZ 5019H
F	Diesel eng.	FOHZ 5019-C
2	Gas eng.	EOHZ 5025-A
3		EOHZ 5028-A
4	237,255 W/B-cab	EOHZ 5028-E
4	Exc. 237,255 W/B-cab	EOHZ 5028-E
4	Cowl	EOHZ 5028-E
5	171,177,189,207,225,237,255 W/B-cowl	EOHZ 5028-E
5	237,255 W/B-cab	EOHZ 5028-E
6	237,255 W/B-cab	EOHZ 5028-E
6	171,177 W/B-cowl	EOHZ 5035-B
6	189,207,225,237,255 W/B-cowl	EOHZ 5028-E
7	189 W/B-cowl	EOHZ 5035-B
7	207,225,237,255 W/B-cowl	EOHZ 5028-E
7	237,255 W/B-cab	EOHZ 5028-E
8	237,255 W/B-cab	EOHZ 5035-B
8	189 W/B-cowl	EOHZ 5028-E
8	207,225,237,255 W/B-cowl	EOHZ 5028-B
9	207,225,237,255 W/B-cowl	EOHZ 5028-E
9	237,255 W/B-cab	EOHZ 5028-E
10	237,255 W/B-cab	EOHZ 5028-E
10	207,225,237,255 W/B-cowl	EOHZ 5028-E
R	129,141,153 W/B-cowl	EOHZ 5035-B
R	Exc. 128,141,153" W/B-cowl	EOHZ 5028-E
R	237,255 W/B-cab	EOHZ 5028-E
R	Exc. 237,255 W/B-cab	EOHZ 5035-B

1990/
TRUCK SERIES 600/900

CROSSMEMBER PARTS LISTS

◆	REMARKS	PART NUMBER
◆	Crossmember locations are determined from front to rear. "F" designates front (No. 1) crossmember. "R" designates rear crossmember. One crossmember required for each application shown, unless otherwise noted.	
5025-36 CROSSMEMBER (FRAME) — Cont'd		
PARTS LIST NO. 10		
F	Diesel engs.	F0HZ 5019-E
F	Gas engs.	F0HZ 5019-D
2	Gas eng.	E9HZ 5025-A
3	13.3 Sect. mod.	E9HZ 5027-A
3	15.9 Sect. mod.	D0HZ 5028-B
4	178,196,214,238,256" W/B	D0HZ 5028-A
5	196,214,238,256" W/B	D0HZ 5028-A
R	154,178 W/B	D0HZ 5028-A
R	190,196,214,238,256	D0HZ 5028-B
PARTS LISTS NO. 11		
F	Diesel engs.	F0HZ 5019-E
F	Gas engs.	F0HZ 5019-D
2	Gas engs.	E9HZ 5025-A
3	13.3 Sect. mod.	E9HZ 5027-A
3	Exc. 13.3 sect. mod.	D0HZ 5028-B
4		D0HZ 5028-A
5	154" W/B	E9HZ 5036-B
5	178,190,196,214,238" W/B	D0HZ 5028-A
6	238 W/B	D0HZ 5028-A
6	178,190,196,214,238" W/B	E9HZ 5036-B
7	238 W/B	D0HZ 5035-B
R		D0HZ 5035-B
PARTS LIST NO. 13		
F	Cat. eng.	E8HZ 5019-C
F	6.6L,7.8L eng.	E8HZ 5019-A
2		D0HZ 5025-E
3		D0HZ 5028-A
4		D0HZ 5028-A
5		D0HZ 5030-A
R		D0HZ 5035-A
PARTS LIST NO. 14		
F	Cat. dsl.	E8HZ 5019-C
F	6.6L & 7.8L dsl.	E8HZ 5019-A
2		D0HZ 5025-E
3		D0HZ 5028-A
4		D0HZ 5028-A
5		D0HZ 5030-A
R		D0HZ 5035-A
PARTS LIST NO. 15		
F		E8HZ 5019-B
2		D0HZ 5025-E
3		D0HZ 5028-A
4		D0HZ 5028-A
5		D0HZ 5030-A
R		D0HZ 5035-A
PARTS LIST NO. 16		
F		E6HZ 5019-A
2		E7HZ 5K001-C
3		E7HZ 5C075-B
4		E7HZ 5K001-A

1990/
TRUCK SERIES 600/900

CROSSMEMBER PARTS LISTS

	REMARKS	PART NUMBER
◆	Crossmember locations are determined from front to rear. "F" designates front (No. 1) crossmember. "R" designates rear crossmember. One crossmember required for each application shown, unless otherwise noted.	
5025-36 CROSSMEMBER (FRAME) — Cont'd		
PARTS LIST NO. 16 — Cont'd		
5		E7HZ 5K001-A
R		E2HZ 5035-A
PARTS LIST NO. 17		
F		E6HZ 5019-A
2		E7HZ 5K001-C
3		E7HZ 5C075-B
4		E7HZ 5C075-B
5		E7HZ 5K001-A
6		E7HZ 5K001-A
R		E2HZ 5035-A
PARTS LIST NO. 18		
F		E6HZ 5019-A
2		E7HZ 5K001-C
3		E7HZ 5C075-B
4		E7HZ 5C075-B
5		E8HZ 5C107-A
R		E7HZ 5035-A
PARTS LIST NO. 19		
F		E6HZ 5019-A
2		E7HZ 5K001-C
3		E7HZ 5C025-B
4		E7HZ 5C075-B
5		E7HZ 5C075-B
6		E8HZ 5C107-A
R		E7HZ 5035-A
PARTS LIST NO. 20		
F		E6HZ 5019-A
2		E7HZ 5C075-B
3		E7HZ 5K001-B
R		E8HZ 5035-A
PARTS LIST NO. 21		
F		E6HZ 5019-A
2		E7HZ 5K001-C
3		E7HZ 5C075-A
4		E7HZ 5K001-B
5		D0HZ 5035-A
R		E7HZ 5035-A
PARTS LIST NO. 22		
F		E6HZ 5019-A
2		E7HZ 5K001-C
3		E7HZ 5C075-B
4		E7HZ 5K001-B
5		D0HZ 5035-A
R		E7HZ 5035-A
PARTS LIST NO. 23		
F		E6HZ 5019-A
2		E7HZ 5K001-C
3		E7HZ 5C075-B
4		E7HZ 5C075-B
5		E7HZ 5K001-B
6		D0HZ 5035-A
R		E7HZ 5035-A

1990/
TRUCK SERIES 600/900

CROSSMEMBER PARTS LISTS

◆	REMARKS	PART NUMBER
◆	Crossmember locations are determined from front to rear. "F" designates front (No. 1) crossmember. "R" designates rear crossmember. One crossmember required for each application shown, unless otherwise noted.	
5025-36	CROSSMEMBER (FRAME) — Cont'd	
	PARTS LIST NO. 24	
F	Cat. dsl.	E8HZ 5019-C
F	6.6L, 7.8L eng.	E8HZ 5019-A
2		D0HZ 5028-A
3		D0HZ 5028-A
4	185,203" WB	D0HZ 5028-A
4	143,155,167" WB	D0HZ 5030-A
5	185,203" WB	D0HZ 5030-A
R		D0HZ 5035-A
	PARTS LIST NO. 25	
F	900 Series	E8HZ 5019-B
F	800 Series-Cat. eng.	E8HZ 5019-C
F	800 Series-6.6L, 7.8L eng.	E8HZ 5019-A
2		D0HZ 5028-A
3		E3HZ 5035-A
4	167,185,203" WB	E3HZ 5035-A
5	203" WB	E3HZ 5035-A
R		D0HZ 5035-B
	PARTS LIST NO. 26	
F	900 Series	E8HZ 5019-B
F	800 Series-Cat. dsl.	E8HZ 5019-C
F	800 Series-6.6L, 7.8L eng.	E8HZ 5019-A
2		D0HZ 5028-A
3		E3HZ 5035-A
4	186,204,222" WB	E3HZ 5035-A
5	222" WB	E3HZ 5035-A
R		D0HZ 5035-B
	PARTS LIST NO. 27	
F		E8HZ 5019-B
2		E2HZ 5035-B
3		E2HZ 5035-B
R		E2HZ 5035-A
	PARTS LIST NO. 28	
F		E8HZ 5019-B
2		D0HZ 5028-A
3		E8HZ 5036-B
4		E8HZ 5036-B
R		E8HZ 5036-B
	PARTS LIST NO. 29	
F		E8HZ 5019-B
2		D0HZ 5028-A
3		D3HZ 5036-A
4		D3HZ 5036-A
R		E8HZ 5036-B
	PARTS LIST NO. 30	
F		E8HZ 5019-B
2		D0HZ 5025-E
3		D0HZ 5028-A
4		D0HZ 5028-A
5	204,222,234,246,258 WB	D0HZ 5028-A
5	174,186 WB	D0HZ 5028-A

1990/
TRUCK SERIES 600/900

CROSSMEMBER PARTS LISTS

REMARKS		PART NUMBER
♦ Crossmember locations are determined from front to rear. "F" designates front (No. 1) crossmember. "R" designates rear crossmember. One crossmember required for each application shown, unless otherwise noted.		
5025-36 CROSSMEMBER (FRAME) — Cont'd		
PARTS LIST NO. 30 — Cont'd		
6	258" WB	D0HZ 5030-A
6	174,186" WB	D0HZ 5028-A
6	204,222,234,246" WB	D0HZ 5035-A
7	258" WB	D0HZ 5030-A
7	204,222,234,246" WB	D0HZ 5035-A
8	258" WB	D0HZ 5035-A
R		D0HZ 5035-B
PARTS LIST NO. 31		
F		E8HZ 5019-B
2		D0HZ 5025-E
3		D0HZ 5028-A
4		D0HZ 5028-A
5	204",222" W/B	E8HZ 5036-A
5	234",246",258" WB	D0HZ 5028-A
6		E8HZ 5036-A
7	234",246",258" WB	E8HZ 5036-A
R	204",222" WB	E9HZ 5036-C
R	234",246",258" WB	D0HZ 5035-B
PARTS LIST NO. 32		
F		E8HZ 5019-B
2		D0HZ 5025-E
3		D0HZ 5028-A
4		D0HZ 5028-A
5	234",246",258" WB	D0HZ 5028-A
5	222" WB	E9HZ 5K707-A
6		E9HZ 5K707-A
7	222" WB	E2HZ 5035-A
7	234",246",258" WB	E9HZ 5K707-A
8	234",246",258" WB	E2HZ 5035-A
R		D0HZ 5035-B
PARTS LIST NO. 33		
F		E8HZ 5019-B
2		D0HZ 5025-E
3		D0HZ 5028-A
4		D0HZ 5028-A
5	222" WB	E9HZ 5K707-A
5	234",246",258" WB	D0HZ 5028-A
6		E9HZ 5K707-A
7	222" WB	E9HZ 5036-C
7	234",246",258" WB	E9HZ 5K707-A
8	234",246",258" WB	E9HZ 5036-C
R		D0HZ 5035-B
PARTS LIST NO. 34		
F		E8HZ 5019-B
2		D0HZ 5025-E
3		D0HZ 5028-A
4		D0HZ 5028-A
5	174",186",204",222" WB	E9HZ 5036-B
5	234",246",258" WB	D0HZ 5028-A

1990/
TRUCK SERIES 600/900

CROSSMEMBER PARTS LISTS

◆	REMARKS	PART NUMBER
◆	Crossmember locations are determined from front to rear. "F" designates front (No. 1) crossmember. "R" designates rear crossmember. One crossmember required for each application shown, unless otherwise noted.	

5025-36 CROSSMEMBER (FRAME) — Cont'd		
PARTS LIST NO. 34 — Cont'd		
6	174",186",204",222" WB	E9HZ 5036-A
6	234",246",258" WB	E9HZ 5036-B
7	234",246",258" WB	E9HZ 5036-A
R		D0HZ 5035-B
PARTS LIST NO. 35		
F		D8HZ 5035-C
R		E9HZ 5036-D
PARTS LIST NO. 36		
F		E9HZ 5036-B
R		E9HZ 5036-D
PARTS LIST NO. 37		
F		E9HZ 5K707-A
2		E9HZ 5K707-A
3		E9HZ 5K707-A
R		E9HZ 5036-D

YEAR	MODEL/RESTRICTIONS	PART NUMBER	DESCRIPTION	QTY.
5A028 REINFORCEMENT (FRAME SIDEMEMBER FRONT BUMPER)				
90	B-F-FT600/900 -- Exc. 10.80 section mod.	(RH) E3HZ 5A028-A	(LH) E3HZ 5A028-B	1
90	B-F-FT600/800 -- 10.80 section mod.	(RH) E0HZ 5A028-C	(LH) E3HZ 5A028-B	1
5031-2 GUSSET (FRAME CROSSMEMBER)—Also refer to group 5146				
90	C800-exc. 175" W/B	(RH) C3TZ 5031-F	(LH) C3TZ 5031-C	Rear 1
90	C800-175" W/B	C3TZ 5031-F		Rear 2
90	C800-exc. 99", 111" W/B	(RH) C3TZ 5031-E	(LH) C3TZ 5031-D	Rear 1
90	C800-99", 111" W/B	C3TZ 5031-G		Rear 2or4
90	C-CT800	C3TZ 5031-B		No. 6 2
90	CT800	E3HZ 5031-D		R.H.-#5 C/M 1
		E3HZ 5031-C		L.H. 1
90	CL-CLT900 -- Steel frames	E4HZ 5031-A		R.H.-rear c/m 1
		E4HZ 5031-B		L.H. 1
90	CL-CLT900 -- Alum. frames	E4HZ 5031-C		R.H.-rear c/m 1
		E4HZ 5031-D		L.H. 1
90	CLT900 -- Hendrickson	D3HZ 5031-B		Upper 2
90	FT800/900	E9HZ 5031-G		R.H. 1
		E9HZ 5031-H		L.H. 1
90	LL-LTL900 -- Neway 244 susp.	E9HZ 5031-A		R.H.-#5 C/M 1
		E9HZ 5031-B		L.H. 1
90	LN-LT-LTL900 -- NEWAY ARD-238 SUSP.	E8HZ 5031-D		Upper-#5 C/M 4
		E8HZ 5031-C		Lower 2
90	LL-LTL900 -- Hend. 52", 54" steel susp.	E9HZ 5031-C		R.H.-#5 C/M 1
		E9HZ 5031-D		L.H. 1
90	LL-LTL900 -- Hend. 60" steel susp.	E9HZ 5031-J		R.H.-#5 C/M 1
		E9HZ 5031-K		L.H. 1
90	LL-LTL900 -- Hend. rubber susp.	E9HZ 5031-E		R.H.-#5 C/M 1
		E9HZ 5031-F		L.H. 1

5035-6 Refer to group 5025-36

1990/
TRUCK SERIES 600/900

YEAR	MODEL/RESTRICTIONS	PART NUMBER	DESCRIPTION	QTY.
5A036 SUPPORT (CAB TO FRAME REAR)				
90	LN600/750	D9HZ 5A036-A		1
90	C-CT800 "From 11/87"	E8HZ 5A036-A		1
90	L-LN-LNT-LT-LTL-LTS800/900	(RH) D0HZ 5A036-B	(LH) D0HZ 5A036-A	1
90	LL-LS800/900			1
90	C-CT800, LN-LNT880/900	33846-S8	(M-69)-nut (support to support extension or s/member)-1/2"-20	AR
		34809-S7	(X-68)-lockwasher-1/2"	AR
90	C-CT800, LN-LNT880/900	20433-S8	(B-199)-bolt (support to s/member or extension)-1/2"-20 x 2 1/2"	8
5044-5 REINFORCEMENT (FRAME SIDEMEMBER)				
90	CLT900	(RH) E8HZ 5045-B	(LH) E8HZ 5044-B	1
90	CL900 -- L10 eng.	(RH) E8HZ 5045-A	(LH) E8HZ 5044-A	1
90	CL900 -- NTC eng.	(RH) E2HZ 5045-B	(LH) E2HZ 5044-B	
90	CL900 -- 6V-92 eng.	(RH) E2HZ 5045-C	(LH) E2HZ 5044-C	
90	CL900 -- 8V-71 eng.	(RH) E2HZ 5045-C	(LH) E2HZ 5044-C	
90	CL900 -- 3406 eng.	(RH) E2HZ 5045-B	(LH) E2HZ 5044-D	
5L049 BEARING (CAB FORWARD HINGE)				
90	CL-CLT900 -- "From Ser. GG5,001"	E0HZ 5L049-A	easy ride	2
90	CL-CLT900	D8HZ 5L049-B	exc. easy ride	2
90	CL-CLT900	E2HZ 5L049-A	.062" thick-field fix	AR
90	CL-CLT900	E2HZ 5L049-B	.125" thick-field fix	AR
5050-1 REINFORCEMENT (FRAME CROSSMEMBER NO. 2)				
90	CLT900 -- steel frame	(RH) E0HZ 5050-D	(LH) E0HZ 5050-C	1
90	B-F600/800 (260" W/B)	(RH) D9HZ 5050-F	(LH) D9HZ 5050-C	1
90	B-F600/800 (exc. 260" W/B)	(RH) D9HZ 5050-A	(LH) D9HZ 5050-B	1
90	B-F600/800 -- 10.80 section mod.	(RH) E0HZ 5050-A	(LH) E0HZ 5051-A	1
90	B-F600/800 -- Exc. 10.80 section mod.	(RH) E0HZ 5050-B	(LH) E0HZ 5051-B	1
90	L-LN-LNT-LT800	(RH) D9HZ 5050-D	(LH) D9HZ 5050-H	1
5057-58 BRACKET (ENGINE FRONT SUPPORT)-Also refer to group 6A023, 6028 or 6A057				
90	LN600/700	D9HZ 5057-A		1
5C062 SPRING ASSY. (CAB SUPPORT TO FRAME AIR-FRONT)				
90	CL-CLT900-(with sleeper cab)	E0HZ 5C062-A	L.H. side	1
90	CL-CLT900(with sleeper cab)	E0HZ 5C062-B	R.H. side	1
90	CL-CLT900-(w/o sleeper cab)		R.H. & L.H. side	1
5C063 SPRING ASSY. (CAB SUPPORT TO FRAME AIR-REAR)				
90	CL-CLT900	E0HZ 5C063-A		2
5C064 ARM ASSY. (CAB TO FRAME SUSPENSION-REAR)				
90	CL-CLT900	E0HZ 5C064-A		2
5C065 VALVE (CAB SUSPENSION POSITION CONTROL)				
90	CL-CLT900	D9HZ 5C065-C		3
5C070 ROD (CAB SUSPENSION POSITION VALVE)				
90	CL-CLT900	D8HZ 5C070-A		2
5071 Refer to group 8A316				
5A074 Refer to group 5026				
5077-8 BRACKET (FRAME TO BODY)-Refer to group 5A113				
5C080 BRACKET (FRONT FRAME EXTENSION)				
90	CL-CLT900	D8HZ 5C080-G	R.H.-exc. easy ride	1
90	CL-CLT900	D8HZ 5C096-E	L.H. exc. easy ride	1
90	CL-CLT900	D8HZ 5C080-L	R.H.-easy ride-iron	1
90	CL-CLT900	D8HZ 5C080-S	L.H.-easy ride-iron	1
5C087 BRACKET (CAB SUSPENSION POSITION VALVE)				
90	CL-CLT900	D8HZ 5C087-B		2

1990/
TRUCK SERIES 600/900

YEAR	MODEL/RESTRICTIONS	PART NUMBER	DESCRIPTION	QTY.
5C088 SUPPORT (CAB SUSPENSION POSITION VALVE)				
90	CL-CLT900	D8HZ 5C088-A	R.H.	1
90	CL-CLT900	D8HZ 5C088-B	L.H.	1
90	CL-CLT900	D8HZ 5C088-C	Rear	1
5C091 BRACKET (CAB SUSPENSION POSITION VALVE)				
90	CL-CLT900	D8HZ 5C091-A	REAR	2
5C092 BRACKET (CAB SUSPENSION CONTROL ARM RETAINER)				
90	CL-CLT900	D8HZ 5C092-A	R.H.	1
90	CL-CLT900	D8HZ 5C092-C	L.H.	1
5C096 BRACKET ASSY. (FRONT FRAME EXTENSION)-refer to group 5C080				
90	CL-CLT900	D8HZ 5C096-E	L.H.-exc. Easy rider	1
5C098 BAR (FRONT STABILIZER)				
90	CL-CLT900	D8HZ 5C098-A		1
5C099 LEVER (CAB SUSPENSION POSITION VALVE)				
90	CL-CLT900	D8HZ 5C099-A		1
5C101 TUBE ASSY. (CAB SUSPENSION SPRING CONTROL VALVE)				
90	CL-CLT900	D8HZ 5C101-A		1
5A103 INSULATOR (FRAME TO BODY BRACKET)				
90	LN-LNT900-Cum. V-903 diesel	D3HZ 5A103-A		1
5C107 CROSSMEMBER (FRAME) - refer to group 5025-36				
5108 ARM (CAB LOCK CAMSHAFT CONTROL)				
90	C-CT800	B7T 5108-A		1
		73914-S7-8	(N-28-A)-clevis pin (arm to yoke)-1/2" x 1/16"	1
5C108 CROSSMEMBER (FRAME) - refer to group 5025-36				
5110 BRACKET (CAB TO FRAME)				
90	C-CT800-diesel	B7T 5110-A		1
90	C-CT800-gas	D9HZ 5110-A		2
90	C-CT800	20429-S8	(B-172)-bolt (bracket to frame) -3/8"-24 x 1 1/4"	2
		33800-S8	(M-63)-nut-3/8"-24	AR
		34807-S8	(X-66)-lockwasher-3/8"	AR
		74002-S7-8	(N-32-B)-clevis pin (arm to frame)- 1/2" x 1 13/16"	1
5A112-3 BRACKET ASSY. (FRAME TO BODY)				
90	B-F-FT600/900 - - exc. low profile	E1HZ 5A113-E		2
90	F600/700 - - low profile	F0HZ 5A113-A		2
90	LL-LTL900 - - w/o reinf.	(RH) E2HZ 5A113-B	(LH) E2HZ 5A113-A	1
90	LTL900 - - with reinf.	(RH) E2HZ 5A113-D	(LH) E2HZ 5A113-C	1
90	L-LS800/900	(RH) D0HZ 5A113-B	(LH) D0HZ 5A113-A	1
90	LT-LTS800/900 - - w/o outer channel reinf.	(RH) E2HZ 5A113-J	(LH) E2HZ 5A113-K	1
90	LT-LTS800/900-with outer channel reinf.	(RH) E2HZ 5A113-G	(LH) E2HZ 5A113-H	1
90	LN-LNT800/900	(RH) D0HZ 5077-A	(LH) D0HZ 5078-A	1
90	L-LT-LTS800/900	357451-S	(BB-195)-bolt (bracket to frame)-1/2"-13 x 1 3/4"	AR
		58678-S2	(B-125-A)-bolt (bracket to frame)-1/2"-13 x 2 1/4"	AR
		379027-S2	(BB-194-M)-bolt (bracket to frame)- 1/2"-13 x 1 1/2"	AR
		44735-S8	(X-32)-flat washer 1/2"	AR
		55697-S8	(M-89-F)-nut-self backing-1/2"-13	AR
5116 CAMSHAFT (CAB LOCK MAIN HOOK)				
90	C-CT800	B7T 5116-A		1
5117 YOKE (CAB LOCK MAIN HOOK CAMSHAFT PIVOT)				
90	C-CT800	B7T 5117-A		1
		351561-S	(XX-243)-washer (yoke to camshaft)-flat-13/16"	1
		72072-S	(N-62)-cotter pin-5/32" x 1 1/2"	AR

1990/
TRUCK SERIES 600/900

YEAR	MODEL/RESTRICTIONS	PART NUMBER	DESCRIPTION	QTY.
5A118 BRACKET (CAB FORWARD HINGE)				
90	CF600/700	(RH) E6HZ 5A118-A	(LH) E6HZ 5A118-B	1
90	C-CT800	DOHZ 5A118-A	R.H.	1
		DOHZ 5A118-B	L.H.	1
90	CL-CLT900 -- fixed cab	(RH) E0HZ 5A118-C	(LH) D8HZ 5A118-A	1
90	CL-CLT900 -- EZ ride	(RH) E0HZ 5A118-A	(LH) E0HZ 5A118-B	1
90	C-CT800	*24510-S34	Bolt (cap to bracket)-1/2"-13 x 1 3/4"	4
5A119 BRACKET (CAB PIVOT UPPER)				
90	CF600/700	(RH) E6HZ 5A119-A	(LH) E6HZ 5A119-B	1
5B122 SPRING (CAB LATCH HANDLE)				
90	CF600/700	E6HZ 5B122-A		1
90	C-CT800	E2HZ 5B122-A		1
5125 REINFORCEMENT (CAB MOUNTING FRAME REAR SIDE MEMBER)				
90	C-CT800	(RH) B7T 5125-A	(LH) B7T 5125-B	1
5A130-1 BAR (CAB CONTROL BALANCE)				
90	CF600/700 -- R.H.	E6HZ 5A130-A	STANDARD	1
90	CF600/700 -- R.H.	E6HZ 5A130-B	HEAVY DUTY	1
90	CF600/700 -- L.H.	E6HZ 5A131-A	STANDARD	1
90	CF600/700 -- L.H.	E6HZ 5A131-B	HEAVY DUTY	1
5135-6 REINFORCEMENT (FRAME CROSSMEMBER)				
90	B600-242" W/B, B700	(RH) DOTZ 5135-B	(LH) DOTZ 5136-B	No. 4 1
90	F-LN600/700 -- 250", 260" W/B			No. 7 1
90	F600/800	(RH) DOTZ 5135-A	(LH) DOTZ 5136-A	No. 4 1
90	B600-198", 222" W/B			No. 4 1
5A141 BRACKET ASSY. (CAB STAY TO FRAME)				
90	CF600/700	E6HZ 5A141-A		1
5146 GUSSET (FRAME SIDEMEMBER TO REAR CROSSMEMBER R.H.)-Refer to group 5031-2				
5A158 HOOK (CAB LOCK AUXILIARY)				
90	CF600/700	E6HZ 5A158-A		1
90	C-CT800	C1TT 5A158-B	Main	1
90	C-CT800	C1TT 5A158-A	Auxiliary	1
90	C-CT800	73904-S7-8	(N-12)-clevis pin (return spring to cab lock main hook)-5/16" x 1"	1
5A159 BRACKET (CAB LOCK CAM STRIKER)				
90	C-CT800	C1TT 5A159-A		1
		20349-S7-8	(B-170)-bolt (bracket to cab sill)-3/8"-24 x 3/4"	2
5A160 BUMPER ASSY. (CAB MOUNTING REAR)				
90	C-CT800	C1TT 5A160-A		2
90	CF600/800	E6HZ 5A160-A		2
5A161 BRACKET (CAB LOCK HOOK)				
90	CF600/700	E6HZ 5A161-A		1
90	C-CT800	E2HZ 5A161-A		1
5A173 HANGER (BRACKET)-CENTER				
90	L series-w/reinf. frame	E9HZ 5A173-A		2
90	L series-w/o reinf. frame	E9HZ 5A173-B		2
5N180 HOOK ASSY. (REAR TOW)				
90	CL-CLT900	D8HZ 5N180-A		1

EXHAUST SYSTEMS MODEL APPLICATION CHART

How to find the part number for a component part of an exhaust system:

1. Find the truck model in the alphabetical Model Application Chart which starts below.
2. Find the Parts List Number for your unit.
3. Turn to the Parts List which follows the Application Chart and find the component needed.

(PARTS are LISTED from FRONT to REAR
...OR...
BOTTOM to TOP of the EXHAUST SYSTEM)

EXAMPLE: To find a muffler for a 1990 B600 with 370 gas engine, look first in the Model Application Chart for B600. Next, find "G" for "gas engine", "370" for 370 C.I.D. under model B600. Parts List 8 shows exhaust system parts for the model. Turn to Parts List 8 and find part number E4HZ 5230-E for the muffler.

EXHAUST SYSTEMS MODEL APPLICATION CHART								
◆	ENGINE		W/B (INCHES)	TYPE ◆	REMARKS	YEAR	PARTS LIST NO.	
	CYL.	C.I.D.						
◆ D-DIESEL,G-GAS,S-SINGLE,DR-DUAL(RIGHT SIDE),DL-DUAL (LEFT SIDE),D-DUAL								
B600								
D	6	(6.6L),(7.8)	All	S		90	16	
G	8	370(6.1), 429(7.0)	All	S		90	8	
B700								
D	6	(6.6L),(7.8)	All	S		90	16	
G	8	370(6.1), 429(7.0)	All	S		90	8	
C800								
D	8	501 (8.2L)	All	S		90	10	
D	8	636(3208N)	All	S		90	4	
D	8	636(3208T)	All	S		90	62	

EXHAUST SYSTEMS MODEL APPLICATION CHART									
◆	ENGINE		W/B (INCHES)	TYPE 5025-36	MUF- FLER ▲	OUTLET PIPE ▲	REMARKS	YEAR	PARTS LIST NO.
	CYL.	C.I.D.							
◆D-DIESEL,G-GAS,S-SINGLE, DR-DUAL (RIGHT SIDE),DL-DUAL,(LEFT SIDE) ▲H-HORIZONTAL, V-VERTICAL									
CF600-700-800									
D	6	6.6L	All	S	H	H	W/o exhaust brake	90	53
				S	H	V	With exhaust brake	90	54
				S	H	V	W/o exhaust brake	90	26
D	6	7.8L	All	S	H	H	With exhaust brake	90	27
				S	H	H	W/o exhaust brake	90	53
				S	H	H	With exhaust brake	90	54
D	6	7.8L	All	S	H	V	W/o exhaust brake	90	21
				S	H	V	With exhaust brake	90	22
				S	H	V	W/o exhaust brake	90	22
CFT800									
D	6	7.8L	All	S	V	V	W/o exhaust brake	90	28
				S	V	V	With exhaust brake	90	29

1990/
TRUCK SERIES 600/900

EXHAUST SYSTEMS MODEL APPLICATION CHART							
◆	ENGINE		W/B (INCHES)	TYPE	REMARKS	YEAR	PARTS LIST NO.
	CYL.	C.I.D.					
◆ D-DIESEL,G-GAS,S-SINGLE,DR-DUAL(RIGHT SIDE),DL-DUAL(LEFT SIDE),D-DUAL							
CL-CLT900							
D	6	893 (3406)	All	D	64" B.B.C.	90	43
					88" B.B.C.	90	45
					110" B.B.C.	90	45
D	6	893 (3406)	All	S	64" B.B.C.	90	49
					88" B.B.C.	90	50
					110" B.B.C.	90	50
D	6	855 (NTC)	All	D	64" B.B.C.	90	44
					88" B.B.C.	90	46
					110" B.B.C.	90	46
D	6	855 (NTC)	All	S	64" B.B.C.	90	51
					88" B.B.C.	90	52
					110" B.B.C.	90	52
D	6	L10	All	S	64" B.B.C.	90	47
					88" B.B.C.	90	48
CT800							
D	8	501 (8.2L)	All	S		90	10
D	8	636(3208N)	All	S		90	4
						90	34

EXHAUST SYSTEMS MODEL APPLICATION CHART												
◆	ENGINE		W/B (INCHES)	TYPE	MUF- FLR ▲	OUTLET PIPE ▲	REMARKS	YEAR	PARTS LIST NO.			
	CYL.	C.I.D.										
◆D-DIESEL,G-GAS,S-SINGLE, DR-DUAL (RIGHT SIDE),DL-DUAL(LEFT SIDE)												
▲H-HORIZONTAL, V-VERTICAL												
F600-2/W/D												
D	8	(6.6),(7.8)	All	S	H	H	RIGHT SIDE	90	15			
							LEFT SIDE	90	32			
				S	H	V	RIGHT SIDE	90	17			
							LEFT SIDE	90	33			
G	8	370(6.1), 429(7.0)	All	D	S	S		90	63			
							S	H	H	Model 81-(Cab)	90	56
							S	H	H	Model 84-(Cowl)	90	9
F700												
D	8	(6.6),(7.8)	All	S	H	H	RIGHT SIDE	90	15			
							LEFT SIDE	90	32			
				S	H	V	RIGHT SIDE	90	17			
							LEFT SIDE	90	33			
G	8	370(6.1), 429(7.0)	All	S	H	H	Model 81-(Cab)	90	56			
							Model 84-(Cowl)	90	9			
F800												
D	8	(6.6),(7.8)	All	S	H	H	RIGHT SIDE	90	15			
							LEFT SIDE	90	32			
				S	H	V	RIGHT SIDE	90	17			
							LEFT SIDE	90	33			
G	8	370(6.1), 429(7.0)	All	S	H	H	Model 81-(Cab)	90	56			
							Model 84-(Cowl)	90	9			
FT800/900												
D	6	(6.6),(7.8)	All	S	H	H	RIGHT SIDE	90	15			
							LEFT SIDE	90	32			
				S	H	V	RIGHT SIDE	90	17			
							LEFT SIDE	90	33			
G	8	370(6.1), 429(7.0)	All	S	H	H		90	56			

EXHAUST SYSTEMS MODEL APPLICATION CHART									
◆	ENGINE		W/B (INCHES)	TYPE	MUF- FLER ▲	OUTLET PIPE ▲	REMARKS	YEAR	PARTS LIST NO.
	CYL.	C.I.D.							

◆D-DIESEL,G-GAS,S-SINGLE, DR-DUAL (RIGHT SIDE),DL-DUAL,(LEFT SIDE)
▲H-HORIZONTAL, V-VERTICAL

L800

D	6	(6.6),(7.8)	All	S	H	H		90	57
			All	S	H	V		90	58
			All	S	V	V		90	59
D	8	636(3208N)	All	S	H	H		90	14
				S	V	V		90	23
D	8	636(3208T)	All	S	H	H		90	42
				S	H	V		90	40
				S	V	V		90	37

L900

D	6	L10	All	S	H	V		90	39
				S	V	V		90	36
D	6	855(NH,NHC)	All	S	H	V	Muffler transverse to frame	90	2
							Muffler parallel to frame - 50 gal. fuel tanks	90	5
							Muffler parallel to frame - 75 gal. fuel tanks	90	6
								90	1
D	6	855(NTC)	All	S	H	V	Muffler transverse to frame	90	3
							Muffler parallel to frame	90	35
								90	38
D	6	927(SUPER-250)	All	S	H	V	Muffler transverse to frame	90	2
D	6	3306	All	S	H	V		90	60
				S	V	V		90	61
D	6	893 (Cat. 3406)	All	S	H	V		90	35
				S	V	V		90	38
D	8	568 (8V-71T)	All	S	V	V		90	12

LL900

D	6	L10	All	S	H	V		90	30
				S	V	V		90	31
				D	V	V		90	55
D	6	855(NTC)	All	S	H	V		90	30
				S	V	V		90	31
				D	V	V		90	55
D	6	3306	All	S	H	V		90	60
				S	V	V		90	61
D	6	893(3406)	All	S	H	V		90	30
				S	V	V		90	31
				D	V	V		90	55

EXHAUST SYSTEMS MODEL APPLICATION CHART

◆	ENGINE		W/B (INCHES)	TYPE	REMARKS	YEAR	PARTS LIST NO.
	CYL.	C.I.D.					

◆ D-DIESEL,G-GAS,S-SINGLE,DR-DUAL(RIGHT SIDE),DL-DUAL (LEFT SIDE),D-DUAL

LN700

D	6	6.6,7.8		S			90	18
D	8	501 (8.2L)	All	S			90	11
D	8	636(3208)	All	S			90	4

1990/
TRUCK SERIES 600/900

EXHAUST SYSTEMS MODEL APPLICATION CHART

◆	ENGINE		W/B (INCHES)	TYPE	MUF-	OUTLET	REMARKS	YEAR	PARTS LIST NO.
	CYL.	C.I.D.			FLER	PIPE			
◆D-DIESEL,G-GAS,S-SINGLE, DR-DUAL (RIGHT SIDE),DL-DUAL,(LEFT SIDE)									
▲H-HORIZONTAL, V-VERTICAL									
LN 800									
D	6	(6.6),(7.8)	All	S	H	H		90	57
			All	S	H	V		90	58
			All	S	V	V		90	59
D	8	636 (3208N)	All	S	H	V		90	14
				S	V	V		90	23
D	8	636(3208T)	All	S	H	H		90	42
				S	H	V		90	40
				S	V	V		90	37
LN 900									
D	6	L10	All	S	H	V		90	39
				S	V	V		90	36
D	6	855(NH,NHC)	All	S	H	V	Muffler parallel to frame - 50 gal. fuel tanks	90	5
				S	V	V	Muffler parallel to frame - 75 gal. fuel tanks	90	6
				S	V	V		90	1
D	6	855(NTC)	All	S	H	V	Muffler transverse to frame	90	3
				S	V	V	Muffler parallel to frame	90	35
D	6	3306	All	S	H	V		90	60
				S	V	V		90	61
D	6	893 (Cat. 3406)	All	S	H	V		90	35
LNT 800									
D	6	(6.6),(7.8)	All	S	H	H		90	57
			All	S	H	V		90	58
			All	S	V	V		90	59
D	8	636(3208N)	All	S	H	V		90	14
				S	V	V		90	23
D	8	636(3208T)	All	S	H	H		90	42
				S	H	V		90	40
				S	V	V		90	37
LNT 900									
D	6	L10	All	S	H	V		90	39
				S	V	V		90	36
D	6	855(NH,NHC)	All	S	H	V	Muffler parallel to frame - 50 gal. fuel tanks	90	5
				S	V	V	Muffler parallel to frame - 75 gal. fuel tanks	90	6
				S	V	V		90	1
D	6	855(NTC)	All	S	H	V	Muffler transverse to frame	90	3
				S	V	V	Muffler parallel to frame	90	13
D	6	3306	All	S	H	V		90	38
				S	V	V		90	60
D	6	893 (Cat. 3406)	All	S	H	V		90	61
				S	V	V		90	13
				S	V	V		90	38
LS800									
D	6	(7.8)	All	S	H	H		90	41
				S	H	V		90	37
				S	V	V		90	19
D	8	636(3208N)	All	S	H	V		90	14
				S	V	V		90	23
D	8	636(3208T)	All	S	H	H		90	42
				S	H	V		90	40
				S	V	V		90	37

EXHAUST SYSTEMS MODEL APPLICATION CHART									
◆	ENGINE		W/B (INCHES)	TYPE	MUF- FLER ▲	OUTLET PIPE ▲	REMARKS	YEAR	PARTS LIST NO.
	CYL.	C.I.D.							
◆D-DIESEL,G-GAS,S-SINGLE, DR-DUAL (RIGHT SIDE),DL-DUAL,(LEFT SIDE) ▲H-HORIZONTAL, V-VERTICAL									
LS900									
D	6	855(NTC)	All	S	H	V		90	35
					V	V		90	38
D	6	3306	All	S	H	V		90	60
				S	V	V		90	61
D	6	893(Cat. 3406)	All	S	H	V		90	35
				S	V	V		90	38
LT 800									
D	6	426(6-71)	All						
D	6	(6.6),(7.8)	All	S	H	H		90	57
				S	H	V		90	58
				S	V	V		90	59
D	8	636(3208N)	All	S	H	H		90	14
				S	V	V		90	23
D	8	636(3208T)	All	S	H	H		90	42
				S	H	V		90	40
				S	V	V		90	37
LT 900									
D	6	L10	All	S	H	V		90	39
				S	V	V		90	36
D	6	855(NH,NHC)	All	S	H	V	Muffler parallel to frame - 50 gal. fuel tanks	90	5
							Muffler parallel to frame - 75 gal. fuel tanks	90	6
				S	V	V		90	1
D	6	855(NTC)	All	S	H	V	Muffler transverse to frame	90	3
				S	V	V		90	35
				S	V	V		90	38
D	6	3306	All	S	H	V		90	60
				S	V	V		90	61
D	6	893 (Cat. 3406)	All	S	H	V		90	35
				S	V	V		90	38
LTL 900									
D	6	L10	All	S	H	V		90	30
				S	V	V		90	31
				D	V	V		90	55
D	6	(855)NTC	All	S	H	V		90	30
				S	V	V		90	31
				D	V	V		90	71
				D	V	V		90	55
D	6	3306	All	S	H	V		90	60
				S	V	V		90	61
D	6	(893)3406	All	S	H	V		90	30
				S	V	V		90	31
				D	V	V		90	55
LTS 800									
D	6	(6.6),(7.8)	All	S	H	H		90	57
			All	S	H	V		90	58
			All	S	V	V		90	59
D	8	636(3208N)	All	S	H	V		90	14
				S	V	V		90	23
D	8	636(3208T)	All	S	H	H		90	42
				S	H	V		90	40
				S	V	V		90	37

1990/
TRUCK SERIES 600/900

EXHAUST SYSTEMS MODEL APPLICATION CHART

◆	ENGINE		W/B (INCHES)	TYPE	MUF- FLER ▲	OUTLET PIPE ▲	REMARKS	YEAR	PARTS LIST NO.
	CYL.	C.I.D.							

◆D-DIESEL,G-GAS,S-SINGLE, DR-DUAL (RIGHT SIDE),DL-DUAL,(LEFT SIDE)
▲H-HORIZONTAL, V-VERTICAL

LTS 900

D	6	L10	All	S	H	V		90	39
				S	V	V		90	36
D	6	855(NH,NHC)	All	S	H	V	Muffler parallel to frame	90	6
				S	V	V		90	1
D	6	855(NTC)	All	S	H	V	Muffler transverse to frame	90	3
								90	35
				S	V	V		90	38
D	6	3306	All	S	H	V		90	60
				S	V	V		90	61
D	6	893 (Cat. 3406)	All	S	H	V		90	35
				S	V	V		90	38

EXHAUST PARTS LISTS

Q T Y	PART NUMBER	DESCRIPTION	Q T Y	PART NUMBER	DESCRIPTION
● Not used in noise restriction areas ▲ Use in noise restriction areas					
PARTS LIST NO. 1			PARTS LIST NO. 2 — Cont'd		
1	C7TZ 5A231-B	Clamp (inlet pipe to engine)	2	D5HZ 5A215-C	Strap (muffler)
1	D3HZ 5246-A	Pipe (inlet)	2	D5HZ 5277-E	Bracket (strap)
1	★D3HA 5291-HA	Bracket (inlet pipe to frame)	1	D5HZ 5260-A	Bracket (extension pipe)
1	D1AZ 5A231-A	U-bolt (inlet pipe to bracket)	4	B9TT 5A291-A	Spring (muffler strap)
1	C2TZ 5A231-B	Clamp (inlet pipe to connector)	1	D5HZ 5255-A	Pipe (lower outlet) - LN-LNT Models
1	D3HZ 5B286-C	Connector (inlet pipe to extension) L-LT-LTS models	1	D5HZ 5255-C	Pipe (lower outlet)-L-LT-LTS Models
1	C1TZ 5B286-A	Connector (inlet pipe to extension) LN-LNT models	1	C1TZ 5A231-A	Clamp (outlet pipe to muffler)
1	C2TZ 5A231-B	Clamp (connector to inlet pipe extension)	1	D0HZ 5A231-F	Clamp (outlet pipe to frame)
1	D3HZ 5A212-R	Extension (inlet pipe)-L-LT-LTS models	1	D5HZ 5277-D	Bracket (outlet pipe to frame)
1	D3HZ 5A212-T	Extension (inlet pipe)-LN-LNT models	1	D5HZ 5B286-A	Connector (outlet pipes)
1	D3HZ 5260-C	Bracket (frame to inlet pipe extension)	2	C2TZ 5A231-B	Clamp (outlet pipe connector)
1	D0HZ 5A231-H	Clamp (bracket to inlet pipe extension)	1	D5HZ 5255-F	Pipe (outlet) - upper
1	D5HZ 5277-U	Bracket (muffler to cab)-lower	1	D3HZ 5277-D	Bracket (upper outlet pipe)
1	D3HZ 5277-AB	Support (muffler and extension pipe to cab bracket)-lower	2	D3HZ 5A231-A	U-bolt (upper outlet pipe)
2	D5HZ 5281-A	Insulator (support to bracket)-lower	1	D3HZ 5A273-C	Shield (heat)
8	D3HZ 5281-A	Insulator (muffler to cab bracket)- lower	1	C1TZ 5A231-A	Clamp (outlet pipe to muffler)
1	D3HZ 5A231-F	Clamp (bracket to muffler)	PARTS LIST NO. 3		
1	D2HZ 5230-A	Muffler	1	D6HZ 5246-D	Pipe (inlet)-Cat. diesel
1	E4HZ 5290-A	Shield (muffler)-heat	1	D5HZ 5246-AH	Pipe (inlet)-Cummins diesel
1	E1HZ 5C264-A	Clamp (shield)-upper	1	D4HZ 5A231-A	Clamp (inlet pipe to manifold) - - Cat. diesel
1	E1HZ 5C264-C	Clamp (shield)-lower	1	★5A231	Clamp (inlet pipe to manifold) - - Cummin. diesel - procure from Cummin. dealer
1	D3HZ 5277-AA	Support (muffler and extension pipe to cab bracket)-upper	1	D4HZ 5277-H	Bracket (inlet pipe to engine) - - Cat. diesel
1	D8HZ 5277-U	Bracket (bracket to cab)-at cab-upper	1	★D0HA 5A239-F	U-bolt (inlet pipe to bracket)
1	D5HZ 5281-A	Insulator (bracket to bracket)-upper	1	D5HZ 5A212-K	Extension (inlet pipe) - R.H. elbow
1	D3HZ 5A231-E	Clamp (outlet pipe)	1	D0HZ 5B286-B	Connector (inlet pipe) - - between R.H. L.H. extension
1	D0HZ 5255-AC	Pipe (outlet)-exc. Aero pkg.	1	D5HZ 5A212-R	Extension (inlet pipe) - - L.H. elbow
1	E5HZ 5255-B	Pipe (muffler outlet)-Aero pkg.	1	C1TZ 5A231-A	Clamp (inlet pipe to R.H. extension pipe)
PARTS LIST NO. 2			2	D0HZ 5A231-C	Clamp (connector to extension pipes)
1	D5HZ 5246-AL	Pipe (inlet) - - Cummins diesel	1	D0HZ 5A231-A	Clamp (L.H. extension pipe to muffler)
1	D5HZ 5246-T	Pipe (inlet) - - Detroit diesel	1	D5HZ 5230-J	Muffler
1	D2HZ 5A231-A	Clamp (inlet pipe to manifold) - - Cummins diesel	2	D5HZ 5A215-C	Strap (muffler)
1	C7TZ 5A231-B	Clamp (inlet pipe to manifold) - - Det. dsl.	2	★C3TA 5A290-A	Hanger (strap to bracket) - improvise
1	★D0HA 5291-B	Bracket (inlet pipe) - improvise - - Detroit diesel	2	D5HZ 5277-E	Bracket (muffler strap)
1	C1TZ 5A231-A	Clamp (inlet pipe to bracket) - - Det. dsl.	4	B9TT 5A291-A	Spring (muffler strap)
1	C1TZ 5B286-A	Connector (inlet pipe)	1	D5HZ 5255-H	Pipe (lower outlet) -LN-LNT Models
2	C2TZ 5A231-B	Clamp (connector to pipes)	1	D5HZ 5255-D	Pipe (lower outlet)-L-LT-LTS Models
1	D5HZ 5A212-N	Extension (inlet pipe)	1	D0HZ 5A231-A	Clamp (outlet pipe to muffler)
2	381738-S(EE-13)	Clamp (heat shield to pipe)	1	D5HZ 5277-D	Bracket (lower outlet pipe to frame)
1	D0HZ 5A231-F	Clamp (extension to bracket)	1	D0HZ 5A231-G	Clamp (outlet pipe to bracket)
1	C1TZ 5A231-A	Clamp (extension to muffler)	1	D0HZ 5B286-B	Connector (lower to upper outlet pipe)
1	D5HZ 5230-L	Muffler	2	D0HZ 5A231-C	Clamp (connector to pipes)
			1	D5HZ 5255-E	Pipe (upper outlet)
			1	D3HZ 5277-E	Bracket (upper outlet pipe)
			1	E3HZ 5277-A	Bracket (support)-1983
			2	D3HZ 5A231-B	Clamp (upper outlet pipe to bracket)
			1	D3HZ 5A273-C	Shield (outlet pipe heat)
			2	B7AZ 8287-D	Clamp (heat shield to pipe)

EXHAUST PARTS LISTS

QTY	PART NUMBER	DESCRIPTION	QTY	PART NUMBER	DESCRIPTION
● Not used in noise restriction areas ▲ Use in noise restriction areas					
PARTS LIST NO. 4			PARTS LIST NO. 5 — Cont'd		
2	D0HZ 9450-A	Gasket (inlet pipe to engine)	2	D8HZ 5A215-A	Strap (muffler to frame)
1	D9HZ 5246-V	Pipe (inlet)-L.H.-exc. Calif. "Before 12/1/81"	1	D0HZ 5A231-A	Clamp (outlet pipe to muffler)
1	D9HZ 5246-W	Pipe (inlet)-L.H.-Calif. "Before 12/1/81"	1	D8HZ 5255-U	Pipe (outlet)-lower
1	E0HZ 5246-L	Pipe (inlet)-R.H.-"Before 12/1/81"	1	D8HZ 5A231-A	Clamp (outlet pipe to connector)
1	E2HZ 5246-F	Pipe (inlet)-L.H.-exc. Calif.-"From 12/1/81"	1	D0HZ 5B286-B	Connector
1	E2HZ 5246-G	Pipe (inlet)-L.H.-Calif.-"From 12/1/81"	1	D8HZ 5A231-A	Clamp (connector to outlet pipe)
1	E2HZ 5246-H	Pipe (inlet)-R.H.-"From 12/1/81"	1	D9HZ 5255-L	Pipe (outlet)-middle- L-LT9000-50 gal. tank "Before Ser. HA5,001"
1	E1HZ 5A231-A	Clamp (inlet pipe to inlet pipe)	1	D8HZ 5255-AA	Pipe (outlet)-middle- LN-LNT9000-50 gal. tank "Before Ser. HA5,001"
1	E1HZ 5A231-C	Clamp (inlet pipe to muffler)	1	E0HZ 5255-AG	Pipe (outlet)-middle-L-LT900 "From Ser. HA5,001"
1	D8HZ 5230-AC	Muffler	1	E0HZ 5255-AH	Pipe (outlet)-middle-LN-LNT900 "From Ser. HA5,001"
1	E0HZ 5290-C	Shield (muffler heat)	2	D3HZ 5A231-B	Clamp (middle outlet pipe to cab)
2	D5HZ 5A215-B	Strap (muffler to frame)	1	D8HZ 5277-AA	Bracket (middle outlet pipe to cab)
2	★5A290	Hanger (muffler to frame)	AR	D3HZ 5281-A	Insulator (bracket)
2	★5A204	Bracket (muffler to frame)	1	D3HZ 5A273-C	Shield
4	B9TT 5A291-A	Spring (muffler to frame)	2	B7AZ 8287-D	Clamp (shield to outlet pipe)
1	C6TZ 5A231-B	Clamp (outlet pipe to muffler)	1	D3HZ 5A231-E	Clamp (outlet pipes to cab)-upper
1	D0HZ 5255-K	Pipe (outlet)-C700-800-CT800-LN700-Cab	1	D8HZ 5277-Z	Bracket (outlet pipes to cab)-upper
1	D3TZ 5255-Y	Pipe (outlet)-F700-Cab	1	D8HZ 5277-Y	Bracket (outlet pipes to cab)-larger-upper
1	D5TZ 5255-AK	Pipe (muffler outlet extension)-F600/700(84)- cowl models-134" W/B-cut 25" -146" W/B-cut 37" -158" W/B-cut 49" -176" W/B-cut 67" -188" W/B-cut 79" -194" W/B-full length 85"	1	D8HZ 5255-T	Pipe (outlet)-upper
1	D5TZ 5255-AL	Pipe (muffler outlet extension)-F600/700(84)- cowl models-212" W/B-cut 103" B700-242" W/B-cut 133" -260" W/B-full length 151 1/2"	PARTS LIST NO. 6		
1	D5TZ 5255-AJ	Pipe (outlet)-B700,F600/700(84)-cowl models	1	E0HZ 5246-M	Pipe (inlet)
1	D5TZ 5255-AK	Pipe (used as outlet pipe extension) B700 242" W/B-cut 73 1/2" -260" W/B-cut 82 1/2"	1	★D0HA 5A239-F	Clamp (inlet pipe to engine)
1	D6TZ 5255-B	Pipe (outlet)-280" W/B	1	★D3HA 5291-CA	Bracket (inlet pipe to engine)
AR	D3HZ 5A231-D	Clamp (extension or outlet pipe to hanger)-cowl models	1	D8HZ 5A231-A	Clamp (inlet pipe to connector)-Before 10/15/80
AR	★D5TA 5A290-MA	Hanger (outlet pipe)	1	E1HZ 5A231-D	Clamp (inlet pipe to connector)-From 10/15/80
AR	D5TZ 5277-C	Bracket (outlet pipe)	1	D3HZ 5B286-A	Connector
AR	B9TT 5A291-A	Spring (outlet pipe to frame)	1	D8HZ 5A231-A	Clamp (connector to extension)
2	D5TZ 5277-D	Support (outlet pipe)-rear	1	D8HZ 5A212-CW	Extension
1	C6TZ 5A231-B	Clamp (extension to outlet pipe)	1	D0HZ 5A231-G	Clamp (extension to frame)
1	★D5TA 5271-AA	Support (outlet pipe)	1	★D7HT 5A290-GA	Bracket (extension to frame)
1	D3HZ 5A231-D	Clamp (outlet pipe)-rear	1	D8HZ 5A231-A	Clamp (extension to muffler)
PARTS LIST NO. 5			1	D8HZ 5230-T	Muffler
1	E0HZ 5246-M	Pipe (inlet)	2	D8HZ 5A215-A	Strap (muffler to frame)
1	★D0HA 5A239-F	Clamp (inlet pipe to engine)	1	D0HZ 5A231-A	Clamp (outlet pipe to muffler)
1	★D3HA 5291-CA	Bracket (inlet pipe to engine)	1	D8HZ 5255-U	Pipe (outlet)-lower
1	D8HZ 5A231-A	Clamp (inlet pipe to connector)-Before 10/15/80	1	D8HZ 5A231-A	Clamp (outlet pipe to connector)
1	E1HZ 5A231-D	Clamp (inlet pipe to connector)-From 10/15/80	1	D0HZ 5B286-B	Connector
1	D3HZ 5B286-A	Connector	1	D8HZ 5A231-A	Clamp (connector to outlet pipe)
1	D8HZ 5A231-A	Clamp (connector to muffler)	1	D8HZ 5255-AA	Pipe (outlet)-middle- LTS9000-50 gal. tank -L-LT9000-75 gal. tank "Before Ser. HA5,001"
1	D8HZ 5230-T	Muffler	1	D9HZ 5255-N	Pipe (outlet)-middle-LN-LNT9000-75 gal. tank "Before Ser. HA5,001"
1	E0HZ 5255-AG	Pipe (outlet)-middle-L-LT900 "From Ser. HA5,001"	1	E0HZ 5255-AG	Pipe (outlet)-middle-L-LT900 "From Ser. HA5,001"
1	E0HZ 5255-AH	Pipe (outlet)-middle-LN-LNT900 "From Ser. HA5,001"	1	E0HZ 5255-AH	Pipe (outlet)-middle-LN-LNT900 "From Ser. HA5,001"
2	D3HZ 5A231-B	Clamp (middle outlet pipe to cab)	2	D3HZ 5A231-B	Clamp (middle outlet pipe to cab)
1	D8HZ 5277-AA	Bracket (middle outlet pipe to cab)	1	D8HZ 5277-AA	Bracket (middle outlet pipe to cab)
AR	D3HZ 5281-A	Insulator (bracket)	AR	D3HZ 5281-A	Insulator (bracket)
1	D3HZ 5A273-C	Shield	1	D3HZ 5A273-C	Shield
2	B7AZ 8287-D	Clamp (shield to outlet pipe)	2	B7AZ 8287-D	Clamp (shield to outlet pipe)
1	D3HZ 5A231-E	Clamp (outlet pipes to cab)-upper	1	D3HZ 5A231-E	Clamp (outlet pipes to cab)-upper
1	D8HZ 5277-Z	Bracket (outlet pipes to cab)-upper	1	D8HZ 5277-Z	Bracket (outlet pipes to cab)-upper
1	D8HZ 5277-Y	Bracket (outlet pipes to cab)-larger-upper	1	D8HZ 5277-Y	Bracket (outlet pipes to cab)-larger-upper
1	D8HZ 5255-T	Pipe (outlet)-upper	1	D8HZ 5255-T	Pipe (outlet)-upper

EXHAUST PARTS LISTS

QTY	PART NUMBER	DESCRIPTION	QTY	PART NUMBER	DESCRIPTION
● Not used in noise restriction areas ▲ Use in noise restriction areas					
PARTS LIST NO. 7			PARTS LIST NO. 8 — Cont'd		
1	D5HZ 5246-AB	Pipe (inlet)-L.H.-exc. Calif.-exc. construction	1	E6HZ 5255-B	Pipe (outlet)-rear
1	D7HZ 5246-B	Pipe (inlet)-L.H.-Calif.-exc. construction	1	E5HZ 5C229-A	Shield (outlet pipe)
1	D5HZ 5246-AC	Pipe (inlet)-R.H.-exc. construction	2	C8TZ 5A231-A	Clamp (shield to outlet pipe)
1	E3HZ 5246-AC	Pipe (inlet)-L.H.-exc. Calif.-construction "Before 9/85"	1	E0HZ 5277-F	Bracket (rear outlet pipe to frame)-#1
1	E6HZ 5246-C	Pipe (inlet)-L.H.-Calif.-construction "From 9/85"	1	★E0HT 5A290-CA	Hanger (rear outlet pipe to frame)-#1
1	E6HZ 5246-D	Pipe (inlet)-L.H.-Exc. Calif.-construction	1	E0HZ 5A231-A	Clamp (rear outlet pipe to frame)-#1
1	E3HZ 5246-AA	Pipe (inlet)-R.H.-construction	2	B9TT 5A291-A	Spring (rear outlet pipe to frame)-#1
1	E1HZ 5A231-A	Clamp (inlet pipe to inlet pipe)	1	E4HZ 5260-A	Bracket (rear outlet pipe to frame)-#2
1	D8HZ 5A212-DA	Extension	1	D0HZ 5A231-D	Clamp (rear outlet pipe to frame)-#2
1	E1HZ 5A231-C	Clamp (inlet pipe to extension)	1	E0HZ 5277-B	Bracket (rear outlet pipe to frame)-#3
1	E1HZ 5A231-C	Clamp (extension to muffler)	1	★E0HT 5A290-DA	Hanger (rear outlet pipe to frame)-#3-8.5 frame
1	D8HZ 5230-AC	Muffler	1	★E0HT 5A290-EA	Hanger (rear outlet pipe to frame)-#3-9.5 frame
2	D5HZ 5A215-B	Strap (muffler to frame)	1	E0HZ 5A231-A	Clamp (rear outlet pipe to extension)
2	★5A290	Hanger (muffler to frame)	1	E0HZ 5263-A	Extension-151" W/B
2	★5A204	Bracket (muffler to frame)	1	E0HZ 5263-B	Extension-192" W/B
4	B9TT 5A291-A	Spring (muffler to frame)	1	E0HZ 5263-C	Extension-216" W/B
1	C6TZ 5A231-B	Clamp (outlet pipe to muffler)	1	E0HZ 5263-D	Extension-237" W/B
1	D3TZ 5255-Y	Pipe (outlet)	1	E0HZ 5263-E	Extension-255" W/B
PARTS LIST NO. 8			PARTS LIST NO. 9		
1	D9HZ 5A231-J	Clamp (inlet pipes to engine)-1980/84	2	D9HZ 5A231-J	Clamp (inlet pipes to engine)-1980/84
1	E5HZ 5A231-B	Clamp (inlet pipe to engine)-1985/	2	E5HZ 5A231-B	Clamp (inlet pipes to engine)-1985/
1	E5HZ 5246-L	Pipe (inlet)-R.H.-1980/88	1	E5HZ 5246-L	Pipe (inlet)-R.H.-1980/88
1	E5HZ 5246-M	Pipe (inlet)-L.H.-1980/88	1	E5HZ 5246-M	Pipe (inlet)-L.H.-1980/88
1	E9HZ 5246-D	Pipe (inlet)-R.H.-1989	1	E9HZ 5246-D	Pipe (inlet)-R.H.-1989
1	E9HZ 5246-C	Pipe (inlet)-L.H.-1989	1	E9HZ 5246-C	Pipe (inlet)-L.H.-1989
2	D1AZ 5A231-D	Clamp (inlet pipes to muffler)-exc. Calif.	2	D1AZ 5A231-D	Clamp (inlet pipes to muffler)-exc. Calif.
2	E4HZ 5A231-B	Clamp (inlet pipes to muffler)-Calif.	2	E4HZ 5A231-B	Clamp (inlet pipes to muffler)-Calif.
1	E4HZ 5230-E	Muffler-exc. Calif.	1	D9HZ 5230-A	Muffler-1980/81
1	E4HZ 5230-B	Muffler-Calif.	1	E4HZ 5230-E	Muffler-1982/-exc. Calif.
1	E1HZ 5A231-A	Clamp (muffler to outlet pipe)	1	E4HZ 5230-B	Muffler-Calif.
1	D9HZ 5290-A	Shield (muffler)	1	E0HZ 5277-F	Bracket (muffler to frame)
2	D9HZ 5A231-H	Clamp (shield to muffler)	1	E2HZ 5A215-F	Clamp (muffler to frame)
1	E5HZ 5A275-A	Bracket (shield to frame)-straight	2	B9TT 5A291-A	Spring (muffler to frame)
1	E5HZ 5A275-B	Bracket (shield to frame)-"L" shape	1	★E0HT 5A290-CA	Hanger (muffler to frame)
1	E1HZ 5277-R	Bracket (muffler to frame)-rear	2	D9HZ 5A231-H	Clamp (shield to muffler)
1	E4HZ 5277-F	Bracket (muffler to frame)-front	1	E0HZ 5290-A	Shield (muffler)
2	★E0HT 5A290-CA	Hanger (muffler to frame)	1	E1HZ 5A231-A	Clamp (muffler to outlet pipe)
4	B9TT 5A291-A	Spring (muffler to frame)	1	E0HZ 5255-Y	Pipe (outlet)-front-129" W/B
2	E2HZ 5A215-F	Clamp (muffler to frame)	1	E0HZ 5255-Z	Pipe (outlet)-front-140" W/B
1	E0HZ 5277-F	Bracket (front outlet pipe to frame)	1	E0HZ 5255-AA	Pipe (outlet)-front-153" W/B
1	★E0HT 5A290-CA	Hanger (front outlet pipe to frame)	1	E0HZ 5255-AB	Pipe (outlet)-front-170" W/B
1	E0HZ 5A231-A	Clamp (front outlet pipe to frame)	1	E0HZ 5255-AC	Pipe (outlet)-front-188" W/B
2	B9TT 5A291-A	Spring (front outlet pipe to frame)	1	E0HZ 5277-F	Bracket (front outlet pipe to frame)
1	E5HZ 5277-A	Support (front outlet pipe to frame)	1	★E0HT 5A290-CA	Hanger (front outlet pipe to frame)
1	E0HZ 5255-AD	Pipe (outlet)-front-151" W/B	1	E0HZ 5A231-A	Clamp (front outlet pipe to frame)
1	E0HZ 5255-B	Pipe (outlet)-front-192" W/B	2	B9TT 5A291-A	Spring (front outlet pipe to frame)
1	E0HZ 5255-C	Pipe (outlet)-front-216" W/B	1	E1HZ 5A231-A	Clamp (front outlet pipe to rear outlet pipe)
1	E0HZ 5255-D	Pipe (outlet)-front-237" W/B	1	E6HZ 5255-B	Pipe (outlet)-rear
1	E0HZ 5255-E	Pipe (outlet)-front-255" W/B	1	E5HZ 5C229-A	Shield (outlet pipe)
1	E0HZ 5255-F	Pipe (outlet)-front-275" W/B	2	C8TZ 5A231-A	Clamp (shield to outlet pipe)
1	E1HZ 5A231-A	Clamp (outlet pipe to outlet pipe)	1	E0HZ 5277-F	Bracket (rear outlet pipe to frame)-#1

EXHAUST PARTS LISTS

QTY	PART NUMBER	DESCRIPTION	QTY	PART NUMBER	DESCRIPTION
● Not used in noise restriction areas ▲ Use in noise restriction areas					
PARTS LIST NO. 9 — Cont'd			PARTS LIST NO. 12 — Cont'd		
1	★EOHT 5A290-CA	Hanger (rear outlet pipe to frame)-#1	1	★D3TA 5A296-AA	Hanger (center inlet pipe to flywheel hsg.)
1	EOHZ 5A231-A	Clamp (rear outlet pipe to frame)-#1	1	D9HZ 5277-G	Bracket (center inlet pipe to flywheel hsg.)
2	B9TT 5A291-A	Spring (rear outlet pipe to frame)-#1	1	E1HZ 5A231-B	Clamp (center inlet pipe to rear inlet pipe)
1	EOHZ 5277-B	Bracket (rear outlet pipe to frame)-#2	1	D9HZ 5246-K	Pipe (inlet)-rear
1	DOHZ 5A231-D	Clamp (rear outlet pipe to frame)-#2	1	E1HZ 5A231-D	Clamp (inlet pipe to connector)
1	EOHZ 5277-B	Support (rear outlet pipe to frame)-#3	1	DOHZ 5B286-B	Connector
1	★EOHT 5A290-DA	Hanger (rear outlet pipe to frame)-#3-8.5 frame	1	E1HZ 5A231-D	Clamp (clamp connector to extension)
1	★EOHT 5A290-EA	Hanger (rear outlet pipe to frame)-#3-9.5 frame	1	EOHZ 5A212-G	Extension
1	EOHZ 5A231-A	Clamp (rear outlet pipe to frame)-#3	1	DOHZ 5A231-G	Clamp (extension to frame)
PARTS LIST NO. 10			1	D4HZ 5A246-A	Bracket (extension to frame)
1	EOHZ 5A231-C	Clamp (inlet pipe to engine)-turbo	1	E1HZ 5A231-D	Clamp (extension to muffler)
1	EOHZ 5246-G	Pipe (inlet)-turbo-exc. RT-610 trans.	1	E2HZ 5230-L	Muffler
1	EOHZ 5246-G	Pipe (inlet)-turbo-C800-exc. RT-610 trans.	1	E4HZ 5290-A	Shield (muffler)-heat
1	E1HZ 5246-H	Pipe (inlet)-turbo-CT800-exc. RF-610 trans.	1	E1HZ 5C264-A	Clamp (shield)-upper-exc. Aero pkg.
1	E1HZ 5246-A	Pipe (inlet)-turbo-RT-610 trans.	1	E5HZ 5C264-A	Clamp (shield)-upper-Aero pkg.
2	EOHZ 5A231-B	Clamp (inlet pipe to engine)-exc. turbo	1	E1HZ 5C264-C	Clamp (shield)-lower
1	EOHZ 5246-D	Pipe (inlet)-LH-"Y" type-exc. turbo	1	D3HZ 5A231-E	Clamp (extension & muffler to cab)
1	EOHZ 5246-C	Pipe (inlet)-RH-exc. turbo	1	E2HZ 5277-E	Bracket (extension & muffler to cab)
1	E1HZ 5A231-E	Clamp (inlet pipe to inlet pipe)-exc. turbo	4	E2HZ 5281-A	Insulator (extension & muffler to cab)
1	E1HZ 5A231-C	Clamp (inlet pipe to muffler)	1	D8HZ 5C264-B	Clamp (muffler to cab)
2	D5HZ 5A215-B	Strap (muffler to frame)	1	E2HZ 5277-B	Bracket (muffler to cab)
1	EOHZ 5230-A	Muffler exc. turbo	1	E3HZ 5277-F	Bracket (muffler to cab)-at cab
1	EOHZ 5230-B	Muffler-turbo	1	E2HZ 5281-A	Insulator (muffler to cab)
2	★5A290	Hanger (muffler to frame)	1	E1HZ 5A231-H	Clamp (muffler to outlet pipe)
2	E1HZ 5277-G	Bracket (muffler to frame)	1	D8HZ 5255-A	Pipe (outlet)-exc. Aero pkg.
4	B9TT 5A291-A	Spring (muffler to frame)	1	E5HZ 5255-A	Pipe (outlet)-Aero pkg.
1	C1TZ 5A231-A	Clamp (outlet pipe to muffler)	PARTS LIST NO. 13		
1	DOHZ 5255-L	Pipe (outlet)	1	E5HZ 5A231-A	Clamp (inlet pipe to engine)-3406 DSL.
1	D9HZ 5246-S	Pipe (inlet)-3406 cat. "Before 10/5/81"	1	E5HZ 5246-C	Pipe (inlet)-3406 DSL-1984/86
PARTS LIST NO. 11			1	E7HZ 5246-H	Pipe (inlet) - - 1987/-3406 DSL.
2	EOHZ 5A231-B	Clamp (inlet pipes to engine) - exc. turbo.	1	D9HZ 5246-S	Pipe (inlet)-3406 eng.-1980/1983
1	EOHZ 5246-C	Pipe (inlet)-R.H. - exc. turbo - exc. turbo.	1	E4HZ 5277-C	Bracket (inlet pipe to frame)-3406-exc. LTL
1	EOHZ 5246-D	Pipe (inlet)-L.H. - exc. turbo - exc. turbo	1	E2HZ 5277-H	Bracket (inlet pipe to frame)-LTL-3406
1	EOHZ 5A231-E	Clamp (inlet pipe to inlet pipe) - exc. turbo	1	EOHZ 5246-M	Pipe (inlet)-NTC-exc. LTL-1984/86
1	EOHZ 5A231-C	Clamp (inlet pipe to muffler) - exc. turbo	1	E2HZ 5246-A	Pipe (inlet)-LTL-NTC-1984/86
1	EOHZ 5A231-C	Clamp (inlet pipe to engine) - turbo	1	E7HZ 5246-J	Pipe (inlet) - - 1987/ - - NTC
1	EOHZ 5246-K	Pipe (inlet) - turbo	1	★ 5291	Bracket (inlet pipe to frame)-NTC
1	EOHZ 5A231-C	Clamp (inlet pipe to muffler) - turbo	1	★DOHA 5A239-F	U-Bolt (inlet pipe to frame)
1	EOHZ 5230-A	Muffler - exc. turbo	1	E1HZ 5A231-B	Clamp (inlet pipe to extension)
1	EOHZ 5230-B	Muffler - turbo	1	E3HZ 5A212-C	Extension-"Before 7/85"
2	D5HZ 5A215-B	Strap (muffler to frame)	1	E5HZ 5A212-C	Extension-w/o 21.60 & 26.0 Section mod. frame-"From 7/85"
4	B9TT 5A291-A	Spring (muffler to frame)	1	E5HZ 5A212-D	Extension-with 21.60 & 26.0 Section mod. frame-"From 7/85"
2	★ 5A290	Hanger (muffler to frame)	1	E1HZ 5A231-B	Clamp (extension to muffler)
2	E1HZ 5277-B	Bracket (muffler to frame)	1	E3HZ 5230-J	Muffler
1	C1TZ 5A231-A	Clamp (outlet pipe to muffler)	1	E2HZ 5A215-E	Strap (muffler to frame)-front straight frame
1	DOHZ 5255-L	Pipe (outlet)	1	E2HZ 5A215-D	Strap (muffler to frame)-front variable frame
PARTS LIST NO. 12			1	E2HZ 5A215-E	Strap (muffler to frame)-rear
1	D5HZ 5A231-F	Clamp (inlet pipe to engine)	4	B9TT 5A291-A	Spring (muffler to frame)
1	D9HZ 5246-L	Pipe (inlet)-front	1	E1HZ 5A231-H	Clamp (lower outlet pipe to muffler)-L-LT-LTL-LTS
1	E1HZ 5A231-B	Clamp (front inlet pipe to center inlet pipe)	1	E3HZ 5255-T	Pipe (outlet)-lower-L-LT-LTL-LTS
1	D9HZ 5246-N	Pipe (inlet)-center	1	E1HZ 5A231-B	Clamp (lower outlet pipe to upper outlet pipe)
1	DOHZ 5A231-J	Clamp (center inlet pipe to flywheel hsg.)			

EXHAUST PARTS LISTS

Q T Y	PART NUMBER	DESCRIPTION	Q T Y	PART NUMBER	DESCRIPTION
● Not used in noise restriction areas ▲ Use in noise restriction areas					
PARTS LIST NO. 13 — Cont'd			PARTS LIST NO. 14 — Cont'd		
1	E1HZ 5A231-H	Clamp (lower outlet pipe to muffler)-LN-LNT	AR	D3HZ 5281-A	Insulator (outlet pipe to cab)-lower
1	E3HZ 5255-U	Pipe (outlet)-lower-LN-LNT	1	E2HZ 5C229-A	Shield (heat)
1	E1HZ 5A231-B	Clamp (lower outlet pipe to connector)-LN-LNT	2	E2HZ 5C264-B	Clamp (heat shield to pipe)
1	DOHZ 5B286-C	Connector-LN-LNT	1	E2HZ 5277-G	Bracket (outlet pipe to cab)-at cab.
1	E1HZ 5A231-B	Clamp (connector to upper outlet pipe)-LN-LNT	1	E1HZ 5277-H	Bracket (outlet pipe to cab)-at pipe
1	E3HZ 5255-W	Pipe (outlet)-upper-L-LT-LTL-LTS	PARTS LIST NO. 15		
1	E3HZ 5255-V	Pipe (outlet)-upper-LN-LNT	1	E2HZ 5A231-A	Clamp (inlet pipe to engine)
1	E3HZ 5A273-B	Shield (muffler)	1	E7HZ 5246-K	Pipe (inlet)-front-7.8L engine
1	E3HZ 5C264-D	Clamp (upper outlet pipe to cab)-upper	1	E7HZ 5246-G	Pipe (inlet)-front-6.6L engine
1	E3HZ 5C264-B	Clamp (upper outlet pipe to cab)-lower	1	E1HZ 5A231-C	Clamp (inlet pipe to outlet pipe)
1	E1HZ 5260-C	Bracket (upper outlet pipe to cab)-lower	1	E7HZ 5291-A	Bracket (inlet pipe to flywheel housing)
AR	D3HZ 5281-A	Insulator	1	E7HZ 5C264-A	Strap (inlet pipe to flywheel hsg.)
1	E1HZ 5277-H	Bracket (outlet pipe to bracket)-upper-	1	6438	Plate
		"Before 3/83"	1	E7HZ 5246-N	Pipe (inlet)-rear
1	E3HZ 5277-T	Bracket (outlet pipe to bracket)-upper-	1	E1HZ 5A231-C	Clamp (inlet pipe to muffler)
		"From 3/83"	1	E7HZ 5230-A	Muffler-1987
1	E2HZ 5277-G	Bracket (bracket to cab)-upper	1	E8HZ 5230-W	Muffler-1988/
PARTS LIST NO. 14			1	E2HZ 5A215-C	Strap (muffler to frame)-front
1	D5HZ 5246-AB	Pipe (inlet)-L.H.-exc. Calif.-exc. construction-	1	★ 5A290	Hanger (muffler to frame)-front
		"Before 9/85"	2	B9TT 5A291-A	Spring (muffler to frame)-front
1	E6HZ 5246-F	Pipe (inlet)-L.H.-exc. Calif.-exc. construction-	1	E1HZ 5277-R	Bracket (muffler to frame)-front
		"From 9/85"	1	E2HZ 5A215-C	Strap (muffler to frame)-rear
1	D7HZ 5246-B	Pipe (inlet)-L.H.-Calif.-exc. construction-	2	B9TT 5A291-A	Spring (muffler to frame)-rear
		"Before 9/85"	1	★ 5A290	Hinges (muffler to frame)-rear
1	E6HZ 5246-E	Pipe (inlet)-L.H.-Calif. exc. construction-	1	E7HZ 5A204-B	Bracket (muffler to frame)-rear
		"From 9/85"	1	E1HZ 5A231-C	Clamp (muffler to outlet pipe)
1	D5HZ 5246-AC	Pipe (inlet)-R.H.-exc. construction	1	E7HZ 5255-E	Pipe (outlet)-129" WB-front
1	E6HZ 5246-D	Pipe (inlet)-L.H.-Exc. Calif.-construction-	1	E7HZ 5255-F	Pipe (outlet)-140" WB-front
1	E6HZ 5246-C	Pipe (inlet)-L.H.-Calif.-construction-	1	E7HZ 5255-H	Pipe (outlet)-153" WB-front
1	E3HZ 5246-AA	Pipe (inlet)-R.H.-construction	1	E7HZ 5255-J	Pipe (outlet)-170" WB-front
1	E1HZ 5A231-A	Clamp (inlet pipe to inlet pipe)	1	E7HZ 5255-K	Pipe (outlet)-188" WB-front
1	E1HZ 5A231-C	Clamp (inlet pipe to extension)	1	DOHZ 5A231-H	Clamp (outlet pipe to frame)-front
1	E2HZ 5A212-E	Extension	1	★ 5A296	Hanger (outlet pipe to frame)-front
1	E1HZ 5A231-C	Clamp (extension to muffler)	2	B9TT 5A291-A	Spring (outlet pipe to frame)-front
1	E2HZ 5230-N	Muffler	1	E3HZ 5277-D	Bracket (outlet pipe to frame)-front
2	E2HZ 5A215-D	Strap (muffler to frame)-variable frame	1	E1HZ 5A231-C	Clamp (outlet pipe to outlet pipe)
2	E2HZ 5A215-E	Strap (muffler to frame)-straight frame	1	E7HZ 5255-A	Pipe (outlet)-rear-exc. 129" W/B
AR	B9TT 5A291-A	Spring (muffler to frame)	1	E7HZ 5255-S	Pipe (outlet)-rear-129" W/B
1	E2HZ 5A231-B	Clamp (muffler to outlet pipe)-lower	1	E6HZ 5260-A	Bracket (outlet pipe to frame)-middle of rear
1	E2HZ 5255-F	Pipe (outlet)-L-LT-LTS-lower	1	C1TZ 5A231-A	Clamp (outlet pipe to frame)-middle of rear
1	E2HZ 5255-C	Pipe (outlet)-LN-LNT-lower	1	DOHZ 5A231-A	Clamp (outlet pipe to frame)-rear
1	E1HZ 5A231-C	Clamp (outlet pipe to connector)-LN-LNT	2	B9TT 5A291-A	Spring (outlet pipe to frame)-rear
1	D5HZ 5B286-A	Connector-LN-LNT	1	★ 5A290	Hanger (outlet pipe to frame)-rear
1	E1HZ 5A231-C	Clamp (connector to outlet pipe)-LN-LNT	1	E0HZ 5277-B	Bracket (outlet pipe to frame)-rear
1	E1HZ 5A231-C	Clamp (lower outlet pipe to upper outlet pipe)-L-LT-LTS	PARTS LIST NO. 16		
1	E2HZ 5255-E	Pipe (outlet)-L-LT-LTS-upper	1	E2HZ 5A231-A	Clamp (inlet pipe to engine)
1	E2HZ 5255-D	Pipe (outlet)-LN-LNT	1	E7HZ 5246-K	Pipe (inlet)-front-7.8L engine
1	E2HZ 5260-A	Bracket (outlet pipe to cab)-lower	1	E7HZ 5246-G	Pipe (inlet)-front-6.6L engine

EXHAUST PARTS LISTS

Q T Y	PART NUMBER	DESCRIPTION	Q T Y	PART NUMBER	DESCRIPTION
● Not used in noise restriction areas ▲ Use in noise restriction areas					
PARTS LIST NO. 16 — Cont'd			PARTS LIST NO. 17 — Cont'd		
1	E1HZ 5A231-C	Clamp (inlet pipe to inlet pipe)	1	E1HZ 5A231-C	Clamp (inlet pipe to inlet pipe)
1	E7HZ 5291-A	Bracket (inlet pipe to flywheel housing)	1	E7HZ 5246-N	Pipe (inlet)-rear
1	E7HZ 5C264-A	Strap (inlet pipe to flywheel hsg.)	1	E1HZ 5A231-C	Clamp (inlet pipe to muffler)
1	6438	Plate	1	E7HZ 5230-C	Muffler-1987
1	E7HZ 5246-N	Pipe (inlet)-rear	1	E8HZ 5230-F	Muffler-1988/
1	E1HZ 5A231-C	Clamp (inlet pipe to muffler)	1	E2HZ 5A215-C	Strap (muffler to frame)-front
1	E7HZ 5230-A	Muffler-1987	1	★ 5A290	Hanger (muffler to frame)-front
1	E8HZ 5230-W	Muffler-1988/	2	B9TT 5A291-A	Spring (muffler to frame)-front
1	★ 5A290	Hanger (muffler to frame)-front	1	E1HZ 5277-R	Bracket (muffler to frame)-front
1	E2HZ 5A215-C	Strap (muffler to frame)-front	1	E2HZ 5A215-C	Strap (muffler to frame)-rear
2	B9TT 5A291-A	Spring (muffler to frame)-front	1	★ 5A290	Hanger (muffler to frame)-rear
1	E1HZ 5277-R	Bracket (muffler to frame)-front	2	B9TT 5A291-A	Spring (muffler to frame)-rear
1	E2HZ 5A215-C	Strap (muffler to frame)-rear	1	E7HZ 5A204-B	Bracket (muffler to frame)-rear
2	B9TT 5A291-A	Spring (muffler to frame)-rear	1	E2HZ 5A231-B	Clamp (muffler to outlet pipe)
1	★ 5A290	Hanger (muffler to frame)-rear	1	E4HZ 5C027-A	Pipe (outlet)-lower
1	E7HZ 5A204-B	Bracket (muffler to frame)-rear	1	E3HZ 5277-E	Bracket (outlet pipe to cab)-lower
1	E1HZ 5A231-C	Clamp (muffler to outlet pipe)	1	E1HZ 5A231-C	Clamp (lower outlet pipe to connector)
1	E7HZ 5255-G	Pipe (outlet)-151" WB	1	D5HZ 5B286-A	Connector
1	E7HZ 5255-L	Pipe (outlet)-192" WB	1	E1HZ 5A231-C	Clamp (connector to upper outlet pipe)
1	E7HZ 5255-M	Pipe (outlet)-216" WB	1	E3HZ 5255-Y	Pipe (outlet)-upper
1	E7HZ 5255-N	Pipe (outlet)-237" WB	1	E3HZ 5A273-A	Shield (outlet pipe)
1	E7HZ 5255-P	Pipe (outlet)-255" WB	2	E3HZ 5C264-C	Clamp (shield to outlet pipe)
1	E7HZ 5255-R	Pipe (outlet)-275" WB	1	E3HZ 5K229-A	Bracket (outlet pipe to cab)-upper
1	D0HZ 5A231-H	Clamp (outlet pipe to frame)-front	6	E3HZ 5281-A	Insulator (shield to outlet pipe)
1	★ 5A296	Hanger (outlet pipe to frame)-front	1	E3HZ 5C264-A	Clamp (outlet pipe extension to outlet pipe)
2	B9TT 5A291-A	Spring (outlet pipe to frame)-front	1	E0HZ 5255-AC	Pipe (outlet)-extension
1	E3HZ 5277-D	Bracket (outlet pipe to frame)-front	PARTS LIST NO. 18		
1	E1HZ 5A231-C	Clamp (outlet pipe top outlet pipe)	1	E7HZ 5246-K	Pipe (inlet)
1	E7HZ 5255-A	Pipe (outlet)-rear	1	E1HZ 5A231-C	Clamp (inlet pipe to inlet pipe)
1	E6HZ 5260-A	Bracket (outlet pipe to frame)-middle of rear	1	E7HZ 5246-B	Pipe (inlet)
1	C1TZ 5A231-A	Clamp (outlet pipe to frame)-middle of rear	1	E7HZ 5291-A	Bracket (inlet to engine)
1	D0HZ 5A231-A	Clamp (outlet pipe to frame)-rear	1	E7HZ 5C264-A	Strap (inlet pipe to engine)
2	B9TT 5A291-A	Spring (outlet pipe to frame)-rear	1	E1HZ 5A231-C	Clamp (inlet pipe to extension)
1	★ 5A290	Hanger (outlet pipe to frame)-rear	1	E7HZ 5A212-B	Extension
1	E0HZ 5277-B	Bracket (outlet pipe to frame)-rear	1	E1HZ 5A231-C	Clamp (extension to muffler)
1	E7HZ 5C229-A	Shield (outlet pipe)	1	E2HZ 5230-Z	Muffler
2	E7HZ 5C264-B	Clamp (shield to outlet pipe)	2	E2HZ 5A215-C	Strap (muffler to frame)
1	E1HZ 5A231-C	Clamp (outlet pipe to extension)	2	★ 5A290	Hanger (muffler to frame)
1	E0HZ 5263-G	Extension-151" WB	3	E2HZ 5277-M	Bracket (muffler to frame)
1	E0HZ 5263-H	Extension-192" WB	4	B9TT 5A291-A	Spring (muffler to frame)
1	E0HZ 5263-J	Extension-216" WB	1	E2HZ 5A231-B	Clamp (outlet pipe to muffler)
1	E0HZ 5263-K	Extension-237" WB	1	E2HZ 5255-B	Pipe (outlet)-Exc.-150 WB
1	E0HZ 5263-L	Extension-255" WB	1	E7HZ 5255-T	Pipe (outlet)-150 WB
1	E0HZ 5263-M	Extension-275" WB	PARTS LIST NO. 19		
1	D0HZ 5A231-H	Clamp (extension to frame)	1	E2HZ 5A231-A	Clamp (inlet pipe to engine)
1	★ 5A290	Hanger (extension to frame)	1	E7HZ 5246-A	Pipe (inlet)
2	B9TT 5A291-A	Spring (extension to frame)	1	E1HZ 5A231-B	Clamp (inlet pipe to muffler)
PARTS LIST NO. 17			1	E7HZ 5230-A	Muffler
1	E2HZ 5A231-A	Clamp (inlet pipe to engine)	1	E7HZ 5A204-G	Bracket (muffler to frame)-front
1	E7HZ 5246-K	Pipe (inlet)-front-7.8L engine	2	B9TT 5A291-A	Spring (muffler to frame)-front
1	E7HZ 5246-G	Pipe (inlet)-front-6.6L engine	1	★ 5A290	Hanger (muffler to frame)-front
1	E7HZ 5291-A	Bracket (inlet pipe to housing)	1	E2HZ 5A215-C	Strap (muffler to frame)-front
1	E7HZ 5C264-A	Strap (inlet pipe to flywheel hsg.)	1	E7HZ 5A204-A	Bracket (muffler to frame)-rear

1990/
TRUCK SERIES 600/900

EXHAUST PARTS LISTS

Q T Y	PART NUMBER	DESCRIPTION	Q T Y	PART NUMBER	DESCRIPTION
● Not used in noise restriction areas ▲ Used in noise restriction areas					
PARTS LIST NO. 19 — Cont'd			PARTS LIST NO. 22 — Cont'd		
2	B9TT 5A291-A	Spring (muffler to frame)-rear	1	E6HZ 5255-E	Pipe (outlet)
1	★ 5A290	Hanger (muffler to frame)-rear	1	E6HZ 5C273-A	Clamp (outlet pipe to bracket)
1	E2HZ 5A215-C	Strap (muffler to frame)-rear	1	E6HZ 5259-B	Bracket (outlet pipe to frame)
1	E2HZ 5A231-B	Clamp (outlet to pipe to muffler)	1	E6HZ 5B213-A	Bracket (outlet pipe to frame)
1	E7HZ 5255-T	Pipe (outlet)-153" W/B	1	E7HZ 5K222-C	Bracket (outlet pipe to engine)
1	E2HZ 5255-B	Pipe (outlet)-exc. 153" W/B	1	E6HZ 5C273-A	Clamp (outlet pipe to engine)
PARTS LIST NO. 21			1	E6HZ 5C229-B	Shield
1	E2HZ 5A231-C	Clamp (inlet pipe to engine)	2	E6HZ 5A231-C	Clamp (shield to outlet pipe)
1	E7HZ 5246-L	Pipe (inlet)	1	E6HZ 5A231-B	Clamp (outlet pipe to outlet pipe)
1	E7HZ 5K200-A	Shield (inlet pipe)	1	E6HZ 5255-C	Pipe (outlet)
2	E7HZ 5A241-A	Clamp (shield to inlet pipe)	1	E8HZ 5W266-A	Cap
1	E1HZ 5A231-G	Clamp (inlet pipe to muffler)	PARTS LIST NO.23		
1	E7HZ 5230-G	Muffler	1	E3HZ 5246-AA	Pipe (inlet)-L.H.
2	E2HZ 5A215-C	Strap (muffler to frame)	1	E1HZ 5A231-B	Clamp (inlet pipe to inlet pipe)
2	★ 5A290	Hanger (muffler to frame)	1	E6HZ 5246-D	Pipe (inlet)-R.H.-exc. Calif.
4	B9TT 5A291-A	Spring (muffler to frame)	1	E6HZ 5246-C	Pipe (inlet)-R.H.-Calif.
1	E7HZ 5A204-F	Bracket (muffler to frame)-front	1	E1HZ 5A231-C	Clamp (inlet pipe to connector)
1	E6HZ 5277-B	Bracket (muffler to frame)-rear	1	C1TZ 5B286-A	Connector
1	E1HZ 5A231-G	Clamp (muffler to outlet pipe)	1	E1HZ 5A231-C	Clamp (connector to extension)
1	E7HZ 5N204-A	Pipe (outlet)	1	E0HZ 5A212-B	Extension
1	E1HZ 5A231-G	Clamp (outlet pipe to connector)	1	D0HZ 5A231-F	Clamp (extension to frame)
1	E6HZ 5C204-A	Connector	1	E2HZ 5A246-A	Bracket (extension to frame)
1	E1HZ 5A231-G	Clamp (connector to outlet pipe)	2	B9TT 5A291-A	Spring (extension to frame)
1	E6HZ 5255-E	Pipe (outlet)	1	E1HZ 5A231-C	Clamp (extension to muffler)
1	E6HZ 5C273-A	Clamp (bracket to frame)	1	D8HZ 5230-AE	Muffler
1	E7HZ 5K222-B	Bracket (outlet pipe to frame)	1	E4HZ 5290-A	Shield (muffler)
1	E6HZ 5B213-A	Bracket (outlet pipe to frame)	1	E5HZ 5C264-A	Clamp (shield to muffler)-lower-aero pkg.
1	E7HZ 5K222-C	Bracket (outlet pipe to engine)	1	E1HZ 5C264-C	Clamp (shield to muffler)-lower-exc. aero pkg.
1	E6HZ 5C273-A	Clamp (outlet pipe to engine)	1	D3HZ 5A231-F	Clamp (muffler to cab)-lower
1	E6HZ 5C229-B	Shield	1	E6HZ 5277-C	Bracket (muffler to cab)-lower
2	E6HZ 5A231-C	Clamp (shield to outlet pipe)	3	E2HZ 5281-A	Insulator (muffler to cab)-lower
1	E6HZ 5A231-B	Clamp (outlet pipe to outlet pipe)	1	E1HZ 5C264-A	Clamp (shield to muffler)-upper-exc. aero pkg.
1	E6HZ 5255-C	Pipe (outlet)	1	E5HZ 5C264-A	Clamp (shield to muffler)-upper-aero pkg.
1	E8HZ 5W266-A	Cap	1	E3HZ 5277-F	Bracket (shield to cab)-upper
PARTS LIST NO. 22			1	E2HZ 5281-A	Insulator (shield to cab)-upper
1	E2HZ 5A231-C	Clamp (inlet pipe to engine)	1	E2HZ 5A231-B	Clamp (outlet pipe to muffler)
1	E7HZ 5246-M	Pipe (inlet)	1	D0HZ 5255-AC	Pipe (outlet)-exc. aero pkg.
1	E7HZ 5K200-A	Shield (inlet pipe)	1	E5HT 5255-DA	Pipe (outlet)-aero pkg.
2	E7HZ 5A241-A	Clamp (shield to inlet pipe)	PARTS LIST NO. 26		
1	E7HZ 5C250-A	Gasket (inlet pipe to extension)	1	E7HZ 5A231-C	Clamp (inlet pipe to engine)
1	E7HZ 5A212-E	Extension	1	E7HZ 5K200-A	Shield (inlet pipe)
1	E1HZ 5A231-G	Clamp (extension to muffler)	2	E7HZ 5A241-A	Clamp (shield to inlet pipe)
1	E7HZ 5230-G	Muffler	1	E7HZ 5246-K	Pipe (inlet)
2	E2HZ 5A215-C	Strap (muffler to frame)	1	E1HZ 5A231-G	Clamp (inlet pipe to muffler)
2	★ 5A290	Hanger (muffler to frame)	1	E7HZ 5230-J	Muffler
4	B9TT 5A291-A	Spring (muffler to frame)	2	E6HZ 5A215-A	Strap (muffler to frame)
1	E7HZ 5A204-F	Bracket (muffler to frame)-front	2	★ 5A290	Hanger (muffler to frame)
1	E6HZ 5277-B	Bracket (muffler to frame)-rear	2	E6HZ 5277-A	Bracket (muffler to frame)
1	E1HZ 5A231-G	Clamp (muffler to outlet pipe)	4	B9TT 5A291-A	Spring (muffler to frame)
1	E7HZ 5N204-A	Pipe (outlet)	1	E1HZ 5A231-G	Clamp (muffler to outlet pipe)
1	E1HZ 5A231-G	Clamp (outlet pipe to extension)	1	E6HZ 5255-D	Pipe (outlet)
1	E6HZ 5C204-A	Connector	1	E1HZ 5A231-G	Clamp (outlet pipe to connector)
1	E1HZ 5A231-G	Clamp (connector to outlet pipe)	1	E6HZ 5C204-A	Connector

1990/
TRUCK SERIES 600/900

EXHAUST PARTS LISTS

QTY	PART NUMBER	DESCRIPTION	QTY	PART NUMBER	DESCRIPTION
● Not used in noise restrictions areas ▲ Used in noise restrictions areas					
PARTS LIST NO. 26 — Cont'd			PARTS LIST NO. 28 — Cont'd		
1	E1HZ 5A231-G	Clamp (connector to outlet pipe)	1	E7HZ 5A231-B	Clamp (muffler to outlet pipe)
1	E6HZ 5255-E	Pipe (outlet)	1	E7HZ 5255-V	Pipe (outlet)
1	E7HZ 5K222-B	Bracket (outlet pipe to frame)	1	E7HZ 5W266-A	Cap
1	E6HZ 5B213-A	Bracket (outlet pipe to frame)	PARTS LIST NO. 29		
1	E6HZ 5C273-A	Clamp (outlet pipe to frame)	1	E8HZ 5A231-E	Clamp (inlet pipe to engine)
1	E6HZ 5C229-B	Shield (outlet pipe)	1	E7HZ 5246-R	Pipe (inlet)
2	E6HZ 5A231-C	Clamp (shield to outlet pipe)	1	E8HZ 5C250-A	Gasket (inlet pipe to valve assy.)
1	E6HZ 5A231-B	Clamp (outlet pipe to outlet pipe)	1	E8HZ 5C250-A	Gasket (valve assy. to extension)
1	E6HZ 5255-C	Pipe (outlet)	1	E7HZ 5A212-A	Extension
PARTS LIST NO. 27			1	E7HZ 5291-B	Bracket (extension to frame)
1	E7HZ 5A231-C	Clamp (inlet pipe to engine)	1	E8HZ 5A231-C	Clamp (extension to frame)
1	E7HZ 5K200-A	Shield (inlet pipe)	1	E1HZ 5A231-G	Clamp (extension to connector)
2	E7HZ 5A241-A	Clamp (shield to inlet pipe)	1	E6HZ 5C204-A	Connector
1	E7HZ 5246-T	Pipe (inlet)	1	E1HZ 5A231-G	Clamp (connector to extension)
1	E7HZ 5C250-A	Gasket (inlet pipe to extension)	1	E7HZ 5A212-D	Extension
1	E7HZ 5A212-E	Extension	1	E6HZ 5C273-A	Clamp (extension to support)
1	E1HZ 5A231-G	Clamp (extension to muffler)	1	E7HZ 5A204-E	Support (extension to frame)
1	E7HZ 5230-J	Muffler	1	E7HZ 5K222-A	Bracket (extension to frame)
2	E6HZ 5A215-A	Strap (muffler to frame)	1	E8HZ 5A204-A	Bracket (extension to frame)
2	★ 5A290	Flange (muffler to frame)	1	E1HZ 5A231-G	Clamp (extension to muffler)
2	E6HZ 5277-A	Bracket (muffler to frame)	1	E7HZ 5230-H	Muffler
4	B9TT 5A291-A	Spring (muffler to frame)	1	E7HZ 5D223-B	Strap (muffler to support)-lower
1	E1HZ 5A231-G	Clamp (muffler to outlet pipe)	1	E7HZ 5290-A	Shield (muffler)
1	E6HZ 5255-D	Pipe (outlet)	1	E7HZ 5D223-A	Strap (muffler to support)-upper
1	E1HZ 5A231-G	Clamp (outlet pipe to connector)	1	E7HZ 5A231-B	Clamp (muffler to outlet pipe)
1	E6HZ 5C204-A	Connector	1	E7HZ 5255-V	Pipe (outlet)
1	E1HZ 5A231-G	Clamp (connector to outlet pipe)	1	E7HZ 5W266-A	Cap
1	E6HZ 5255-E	Pipe (outlet)	PARTS LIST NO. 30		
1	E7HZ 5K222-B	Bracket (outlet pipe to frame)	1	E2HZ 5A231-A	Clamp (inlet pipe to engine)-3406
1	E6HZ 5B213-A	Bracket (outlet pipe to frame)	1	E8HZ 5246-Y	Pipe (inlet)-3406
1	E6HZ 5C273-A	Clamp (outlet pipe to frame)	1	E4HZ 5277-C	Bracket (inlet pipe to engine)-3406
1	E6HZ 5C229-B	Shield (outlet pipe)	1	★ 5A239	U-Bolt (inlet pipe to engine)-3406
2	E6HZ 5A231-C	Clamp (shield to outlet pipe)	1	E7HZ 5A231-E	Clamp (inlet pipe to engine)-NTC
1	E6HZ 5A231-B	Clamp (outlet pipe to outlet pipe)	1	E8HZ 5246-Z	Pipe (inlet)-NTC
1	E6HZ 5255-C	Pipe (outlet)	1	★ 5A239	U-Bolt (inlet pipe to engine)-NTC
PARTS LIST NO. 28			1	★ 5291	Bracket (inlet pipe to engine)-NTC
1	E8HZ 5A231-E	Clamp (inlet pipe to engine)	1	E8HZ 5246-X	Pipe (inlet)-L10
1	E7HZ 5246-S	Pipe (inlet)	1	E1HZ 5A231-G	Clamp (inlet pipe to inlet pipe)-L10
1	E7HZ 5291-B	Bracket (inlet pipe to frame)	1	E8HZ 5246-W	Pipe (inlet)-L10
1	E8HZ 5A231-C	Clamp (inlet pipe to frame)	1	★ 5A239	U-Bolt (inlet pipe to engine)-L10
1	E1HZ 5A231-G	Clamp (inlet pipe to connector)	1	E7HZ 5277-A	Bracket (inlet pipe to engine)-L10
1	E6HZ 5C204-A	Connector	1	E1HZ 5A231-B	Clamp (inlet pipe to connector)
1	E1HZ 5A231-G	Clamp (connector to extension)	1	DOHZ 5B286-B	Connector
1	E7HZ 5A212-D	Extension	1	E1HZ 5A231-B	Clamp (connector to extension)
1	E6HZ 5C273-A	Clamp (extension to support)	1	E2HZ 5A212-A	Extension
1	E7HZ 5A204-E	Support (extension to frame)	1	E1HZ 5A231-B	Clamp (extension to muffler)
1	E7HZ 5K222-A	Bracket (extension to frame)	1	E8HZ 5230-C	Muffler-NTC thru 350 HP
1	E8HZ 5A204-A	Bracket (extension to frame)	1	E8HZ 5230-AB	Muffler-3406, NTC 360 HP & Up
1	E1HZ 5A231-G	Clamp (extension to muffler)	1	E8HZ 5230-AG	Muffler-L10
1	E7HZ 5230-H	Muffler	2	E1HZ 5A215-A	Strap (muffler to frame)
1	E7HZ 5D223-B	Strap (muffler to bracket)-lower	2	B9TT 5A291-A	Spring (muffler to frame)
1	E7HZ 5290-A	Shield (muffler)	2	E1HZ 5277-D	Bracket (muffler to frame)
1	E7HZ 5D223-A	Strap (muffler to bracket)-upper	1	E1HZ 5A231-F	Clamp (outlet pipe to muffler)-bright-exc. construction

EXHAUST PARTS LISTS

Q T Y	PART NUMBER	DESCRIPTION	Q T Y	PART NUMBER	DESCRIPTION
● Not used in noise restrictions areas ▲ Used in noise restrictions areas					
PARTS LIST NO. 30 — Cont'd			PARTS LIST NO. 31 — Cont'd		
1	E1HZ 5A231-B	Clamp (outlet pipe to muffler)-plain-exc. construction	1	E1HZ 5A231-B	Clamp (connector to extension)
1	E1HZ 5255-E	Pipe (outlet)-lower-plain-exc construction	1	D4HZ 5A246-A	Bracket (extension to frame)
1	E1HZ 5255-F	Pipe (outlet)-lower-bright-exc construction	1	D0HZ 5A231-G	Clamp (extension to frame)
1	E1HZ 5A231-B	Clamp (outlet pipe to connector)-plain-exc. construction	1	E2HZ 5A212-B	Extension
1	E1HZ 5A231-F	Clamp (outlet pipe to connector)-bright-exc. construction	1	E1HZ 5A231-F	Clamp (extension to muffler)
1	D0HZ 5B286-C	Connector-exc construction	1	D8HZ 5A231-F	Clamp (extension to Support)
1	E1HZ 5A231-B	Clamp (connector to outlet pipe)-upper-plain-exc construction	1	★ 5A290	Hanger (extension to support)
1	E1HZ 5A231-F	Clamp (connector to outlet pipe)-upper-bright-exc construction	1	E2HZ 5277-T	Support
1	E8HZ 5255-S	Pipe (outlet)-plain-L10 & formula-exc construction	1	E8HZ 5230-G	Muffler-NTC-thru 350 HP
1	E8HZ 5255-R	Pipe (outlet)-bright-L10 & formula-exc construction	1	E8HZ 5230-AD	Muffler-L10
1	E1HZ 5255-C	Pipe (outlet)-plain-NTC, 3406-exc construction	1	E8HZ 5230-AF	Muffler-3406 & NTC 365 HP & above
1	E1HZ 5255-D	Pipe (outlet)-bright-NTC, 3406-exc construction	1	D3HZ 5A231-E	Clamp (muffler to support)
1	E1HZ 5A231-F	Clamp (muffler to outlet pipe)-bright-construction	1	D8HZ 5F230-B	Cap (support)
1	E1HZ 5A231-B	Clamp (muffler to outlet pipe)-plain-construction	1	D8HZ 5277-G	Bracket (cap to support)
1	E1HZ 5A231-F	Clamp (outlet pipe to connector)-bright-construction	1	E8HZ 5290-B	Shield (muffler)
1	E1HZ 5A231-B	Clamp (outlet pipe to connector)-plain-construction	2	E1HZ 5C264-C	Clamp (shield to muffler)
1	D0HZ 5B286-C	Connector-construction	1	E1HZ 5A231-H	Clamp (outlet pipe to outlet pipe)-upper
1	E1HZ 5A231-F	Clamp (connector to outlet pipe)-bright-construction	1	D8HZ 5255-B	Pipe (outlet)-L10
1	E1HZ 5A231-B	Clamp (connector to outlet pipe)-plain-construction	1	D8HZ 5255-AH	Pipe (outlet)-NTC, 3406
1	E8HZ 5255-T	Pipe (outlet)-upper-construction-L10	PARTS LIST NO. 32		
1	E2HZ 5255-A	Pipe (outlet)-upper-construction-NTC, 3406	1	E2HZ 5A231-A	Clamp (inlet pipe to engine)
1	E3HZ 5C264-B	Clamp (bracket and shield to cab)-lower	1	E7HZ 5246-A	Pipe (inlet)
1	E1HZ 5260-C	Bracket (clamp to cab)-lower	1	E1HZ 5A231-B	Clamp (inlet pipe to muffler)
1	E1HZ 5A273-A	Shield (muffler)-exc construction-lower	1	E8HZ 5230-W	Muffler
1	E1HZ 5A273-C	Shield-construction-lower	1	E2HZ 5A215-C	Clamp (muffler to frame)-front
4	D3HZ 5281-A	Insulator-lower	1	E7HZ 5A204-G	Bracket (muffler to frame)-front
1	E3HZ 5C264-D	Clamp (bracket & shield to cab)-upper	1	★ 5A290	Hanger (muffler to frame)-front
1	E3HZ 5277-T	Bracket (clamp to bracket)-upper	2	B9TT 5A291-A	Spring (muffler to frame)-front
1	E2HZ 5277-G	Bracket (bracket to cab)-upper	1	E2HZ 5A215-C	Clamp (muffler to frame)-rear
4	D3HZ 5281-A	Insulator-upper	2	B9TT 5A291-A	Spring (muffler to frame)-rear
1	E1HZ 5A231-H	Clamp (outlet pipe to extension)	1	★ 5A290	Hanger (muffler to frame)-rear
1	E8HZ 5255-W	Pipe (outlet)-extension-bright	1	E7HZ 5A204-A	Bracket (muffler to frame)-rear
1	E8HZ 5255-U	Pipe (outlet)-extension-plain	1	E2HZ 5A231-B	Clamp (outlet pipe to muffler)
1	D8HZ 5C208-B	Cap.	1	E8HZ 5255-D	Pipe (outlet)
PARTS LIST NO 31			PARTS LIST NO. 33		
1	E2HZ 5A231-A	Clamp (inlet pipe to engine)-3406	1	E7HZ 5A231-A	Clamp (inlet pipe to engine)
1	E8HZ 5246-Y	Pipe (inlet)-3406	1	E7HZ 5246-A	Pipe (inlet)
1	E4HZ 5277-C	Bracket (inlet pipe to engine)-3406	1	E1HZ 5A231-B	Clamp (inlet pipe to muffler)
1	★ 5A239	U-Bolt (inlet pipe to engine)-3406	1	E8HZ 5230-E	Muffler
1	E7HZ 5A231-E	Clamp (inlet pipe to engine)-NTC	1	E2HZ 5A215-C	Strap (muffler to frame)-front
1	E8HZ 5246-Z	Pipe (inlet)-NTC	1	★ 5A290	Hanger (muffler to frame)-front
1	★ 5A239	U-Bolt (inlet pipe to engine)-NTC	2	B9TT 5A291-A	Spring (muffler to frame)-front
1	★ 5291	Bracket (inlet pipe to engine)-NTC	1	E7HZ 5A204-G	Bracket (muffler to frame)-front
1	E8HZ 5246-X	Pipe (inlet)-L10-FRONT	1	E2HZ 5A215-C	Strap (muffler to frame)-rear
1	E1HZ 5A231-G	Clamp (inlet pipe to inlet pipe)-L10	2	B9TT 5A291-A	Spring (muffler to frame)-rear
1	E8HZ 5246-W	Pipe (inlet)-L10-rear	1	★ 5A290	Hanger (muffler to frame)-rear
1	★ 5A239	U-Bolt (inlet pipe to engine)-L10	1	E7HZ 5A204-A	Bracket (muffler to frame)-rear
1	E7HZ 5277-A	Bracket (inlet pipe to engine)-L10	1	E2HZ 5A231-B	Clamp (outlet pipe to muffler)
1	E1HZ 5A231-B	Clamp (inlet pipe to connector)	1	E4HZ 5C027-A	Pipe (outlet)-lower
1	E1HZ 5B286-C	Connector	1	E1HZ 5A231-B	Clamp (outlet pipe to connector)
			1	D5HZ 5B286-A	Connector
			1	E1HZ 5A231-B	Clamp (connector to outlet pipe)-upper
			1	E3HZ 5255-Y	Pipe (outlet)-upper
			1	E3HZ 5C264-C	Clamp shield to bracket)-lower
			1	E3HZ 5A273-A	Shield

EXHAUST PARTS LISTS

Q T Y	PART NUMBER	DESCRIPTION	Q T Y	PART NUMBER	DESCRIPTION
● Not used in noise restrictions areas, ▲ Used in noise restrictions areas					
PARTS LIST NO. 33 — Cont'd			PARTS LIST NO. 36 — Cont'd		
1	E3HZ 5277-E	Bracket (clamp to cab)-lower	1	E2HZ 5277-G	Bracket (bracket to cab)-upper
3	E3HZ 5281-A	Insulator-lower	1	E1HZ 5A231-H	Clamp (outlet pipe to outlet pipe)
1	E3HZ 5C264-C	Clamp (shield to bracket)-upper	1	E8HZ 5255-U	Pipe (outlet)-upper-NTC
1	E3HZ 5K229-A	Bracket (clamp to cab)-upper	1	D8HZ 5255-A	Pipe (outlet)-upper-3406
3	E3HZ 5281-A	Insulator-upper	PARTS LIST NO. 36		
1	E3HZ 5C264-A	Clamp (outlet pipe to outlet pipe)	1	E2HZ 5A231-A	Clamp (inlet pipe to engine)
1	DOHZ 5255-AC	Pipe (outlet pipe)-extension	1	E8HZ 5246-X	Pipe (inlet)-front
PARTS LIST NO. 34			1	E1HZ 5A231-G	Clamp (inlet pipe to inlet pipe)
1	E2HZ 5A231-A	Clamp (inlet pipe to engine)	1	E8HZ 5246-W	Pipe (inlet)-rear-LL-LTL
1	E2HZ 5246-C	Pipe (inlet)	1	E8HZ 5246-V	Pipe (inlet)-rear-exc LL-LTL
1	E1HZ 5A231-C	Clamp (inlet pipe to muffler)	1	★ 5A239	U-Bolt (inlet pipe to engine)
1	E8HZ 5230-V	Muffler-CT w/111", 135" WB	1	E7HZ 5277-A	Bracket (inlet pipe to engine)
1	E8HZ 5230-W	Muffler-exc 111", 135" WB	1	E1HZ 5A231-C	Clamp (connector to inlet pipe)
1	E2HZ 5A215-C	Strap (muffler to frame)-front	1	C1TZ 5B286-A	Connector
1	★ 5A290	Hanger (muffler to frame)-front	1	E1HZ 5A231-C	Clamp (connector to extension)
2	B9TT 5A291-A	Spring (muffler to frame)-front	1	E0HZ 5A212-B	Extension-L-LT-LS-LTS
1	E3HZ 5277-H	Bracket (muffler to frame)-front	1	E0HZ 5A212-C	Extension-LN-LNT
1	E2HZ 5A215-C	Strap (muffler to frame)-rear	1	E8HZ 5A212-C	Extension-LL-LTL
1	★ 5A290	Hanger (muffler to frame)-rear	1	DOHZ 5A231-F	Clamp (extension to muffler)-exc LL-LTL
2	B9TT 5A291-A	Spring (muffler to frame)-rear	1	DOHZ 5A231-G	Clamp (extension to muffler)-LL-LTL
1	E2HZ 5277-L	Bracket (muffler to frame)-rear	1	E7HZ 5D264-B	Support (extension to frame)-
1	E2HZ 5A231-B	Clamp (outlet pipe to muffler)	1	E1HZ 5A231-C	Clamp (extension to frame)
1	E2HZ 5255-B	Pipe (outlet)	1	E1HZ 5A231-D	Clamp (extension to muffler)
PARTS LIST NO. 35			1	E8HZ 5230-AA	Muffler
1	E2HZ 5A231-A	Clamp (inlet pipe to engine)-3406	1	D3HZ 5A231-F	Clamp (muffler to cab)-lower
1	E8HZ 5246-Y	Pipe (inlet)-3406	1	E6HZ 5277-C	Bracket (muffler to cab)-lower
1	E4HZ 5277-C	Bracket (inlet pipe to engine)-3406	3	E2HZ 5281-A	Insulator (muffler to cab)-lower
1	★ 5A239	U-Bolt (inlet pipe to engine)-3406	1	E4HZ 5290-A	Shield (muffler)
1	E7HZ 5A231-E	Clamp (inlet pipe to inlet pipe)-NTC	1	E5HZ 5C264-A	Clamp (shield to muffler)-lower-aero. pkg.
1	E8HZ 5246-Z	Pipe (inlet)-NTC	1	E1HZ 5C264-C	Clamp (shield to muffler)-lower-exc aero. pkg.
1	★ 5A239	U-Bolt (inlet pipe to engine)-NTC	1	E1HZ 5C264-A	Clamp (shield to muffler)-upper-w/o aero. pkg.
1	★ 5291	Bracket (inlet pipe to engine)-NTC	1	E5HZ 5C264-A	Clamp (shield to muffler)-upper-aero. pkg.
1	E1HZ 5A231-D	Clamp (inlet pipe to extension)	1	E2HZ 5277-B	Bracket (shield to cab)-upper
1	E5HZ 5A212-C	Extension-straight frame	1	E3HZ 5277-F	Bracket (bracket to cab)-upper
1	E5HZ 5A212-D	Extension-variable frames	1	E2HZ 5281-A	Insulator (bracket to cab)-upper
1	E1HZ 5A231-D	Clamp (extension to muffler)	1	E2HZ 5A231-B	Clamp (outlet pipe to muffler)
1	E8HZ 5230-D	Muffler	1	E8HZ 5255-U	Pipe (outlet)
2	E2HZ 5A215-E	Strap (muffler to frame)-straight frame	1	E1HZ 5A231-H	Clamp (outlet pipe to outlet)
2	E2HZ 5A215-D	Strap (muffler to frame)-variable frame	1	E8HZ 5255-V	Pipe (outlet)-extension
4	B9TT 5A291-A	Spring (muffler to frame)	PARTS LIST NO. 37		
1	E1HZ 5A231-H	Clamp (muffler to outlet pipe)	1	E2HZ 5A231-A	Clamp (inlet pipe to engine)-6.6, 7.8
1	E3HZ 5255-U	Pipe (outlet)-LN-LNT-All, L-LS-LT RH fuel tank	1	E7HZ 5246-G	Pipe (inlet)-front-6.6
1	E3HZ 5255-T	Pipe (outlet)-L-LT-LS-LTS w/o R.H. fuel tank.	1	E7HZ 5246-K	Pipe (inlet)-front-7.8
1	DOHZ 5B286-C	Connector-(outlet pipe to outlet pipe)-lower-LN-LNT All, L-LS-LT RH fuel tank	1	E7HZ 5291-A	Bracket (inlet pipe to engine)-6.6, 7.8
1	E1HZ 5A231-D	Clamp (outlet pipe to outlet pipe or outlet pipe to connector)	1	E7HZ 5C264-A	Clamp (inlet pipe to engine)-6.6, 7.8
1	E8HZ 5255-N	Pipe (outlet)-upper-L-LT R.H. fuel tank	1	E1HZ 5A231-C	Clamp (inlet pipe to inlet pipe)-6.6, 7.8
1	E8HZ 5255-B	Pipe (outlet)-upper-L-LT-LS-LTS w/o R.H. fuel tank	1	E7HZ 5246-B	Pipe (inlet)-rear-6.6, 7.8
1	E8HZ 5255-A	Pipe (outlet)-upper-LN-LNT	1	E2HZ 5A231-A	Clamp (inlet pipe to engine)-3208
1	E3HZ 5A273-B	Shield (muffler)	1	E1HZ 5A231-C	Clamp (inlet pipe to connector)
2	E3HZ 5C264-B	Clamp (shield to muffler)	1	C1TZ 5B286-A	Connector
1	E1HZ 5260-B	Bracket (outlet pipe to cab)-lower	1	E1HZ 5A231-C	Clamp (connector to extension)
1	D3HZ 5281-A	Insulator (outlet pipe to cab)-lower	1	E2HZ 5A212-C	Extension-3208 & 6.6, 7.8 LN-LNT
1	E1HZ 5277-H	Bracket (outlet pipe to bracket)-upper	1	E2HZ 5A212-F	Extension-6.6 & 7.8 L-LT-LS-LTS
			1	DOHZ 5A231-F	Clamp (extension to frame)

EXHAUST PARTS LISTS

Q T Y	PART NUMBER	DESCRIPTION	Q T Y	PART NUMBER	DESCRIPTION
● Not used in noise restrictions areas, ▲ Used in noise restrictions areas					
PARTS LIST NO. 37 — Cont'd			PARTS LIST NO. 39 — Cont'd		
1	E4HZ 5A246-A	Support (extension to frame)	1	E8HZ 5246-V	Pipe (inlet)
1	E1HZ 5A231-C	Clamp (extension to muffler)	1	E7HZ 5277-A	Bracket (inlet pipe to engine)
1	E8HZ 5230-J	Muffler	1	★ 5A239	U-Bolt (inlet pipe to engine)
1	D3HZ 5A231-F	Clamp (muffler to cab)-lower	1	E1HZ 5A231-C	Clamp (inlet pipe to extension)
1	E6HZ 5277-C	Bracket (muffler to cab)-lower	1	E5HZ 5A212-A	Extension-straight frame
3	E2HZ 5281-A	Insulator (muffler to cab)-lower	1	E5HZ 5A212-B	Extension-variable frame
1	E4HZ 5290-A	Shield (muffler)	1	E1HZ 5A231-C	Clamp (extension to muffler)
1	E5HZ 5C264-A	Clamp (shield to muffler)-lower-aero. pkg.	1	E8HZ 5230-L	Muffler
1	E1HZ 5C264-C	Clamp (shield to muffler)-lower-exc. aero. pkg.	2	E7HZ 5A215-A	Strap (muffler to frame)
1	E1HZ 5C264-A	Clamp (shield to muffler)-upper-exc. aero. pkg.	4	B9TT 5A291-A	Spring (muffler to frame)
1	E5HZ 5C264-A	Clamp (shield to muffler)-upper-aero. pkg.	1	E1HZ 5A231-C	Clamp (muffler to outlet pipe)
1	E2HZ 5277-B	Bracket (muffler to cab)-upper	1	E7HZ 5255-C	Pipe (outlet)-L-LT w/RH. FUEL TANK, LN-LNT
1	E3HZ 5277-F	Bracket (bracket to cab)-upper	1	E1HZ 5A231-C	Clamp (outlet pipe to connector) L-LT w/RH fuel tank, LN-LNT
1	E2HZ 5281-A	Insulator (bracket to cab)-upper	1	D5HZ 5B286-A	Connector-L-LT w/RH fuel tank, LN-LNT
1	E2HZ 5A231-B	Clamp (outlet pipe to muffler)	1	E7HZ 5255-D	Pipe (outlet)-L-LS-LT-LTS w/o RH. fuel tank
1	D0HZ 5255-AC	Pipe (outlet)-exc. aero. pkg.	1	E1HZ 5A231-C	Clamp (outlet pipe to outlet pipe)-L-LS-LT-LTS w/o RH fuel tank
1	E5HZ 5255-B	Pipe (outlet)-aero. pkg.	1	E1HZ 5A231-C	Clamp (outlet or connector to outlet pipe)
PARTS LIST NO. 38			PARTS LIST NO. 40		
1	E2HZ 5A231-A	Clamp (inlet pipe to engine)-3406	1	E1HZ 5A231-C	Clamp (inlet pipe to engine)-3208
1	E8HZ 5246-Y	Pipe (inlet)-3406	1	E2HZ 5246-D	Pipe (inlet)-auto. trans.-3208
1	E4HZ 5277-C	Bracket (inlet pipe to engine)-3406	1	E2HZ 5246-E	Pipe (inlet)-man. trans.-3208
1	★ 5A239	U-Bolt (inlet pipe to engine)-3406	1	E2HZ 5A231-A	Clamp (inlet pipe to engine)-6.6, 7.8
1	E7HZ 5A231-E	Clamp (inlet pipe to engine)-NTC	1	E7HZ 5246-G	Pipe (inlet)-6.6-front
1	E8HZ 5246-Z	Pipe (inlet)-NTC	1	E7HZ 5246-K	Pipe (inlet)-7.8-front
1	★ 5A239	U-Bolt (inlet pipe to engine)-NTC	1	E7HZ 5291-A	Bracket (inlet pipe to engine)-6.6, 7.8
1	★ 5299	Bracket (inlet pipe to engine)-NTC	1	E7HZ 5C264-A	Clamp (inlet pipe to frame)-6.6, 7.8
1	E1HZ 5A231-D	Clamp (inlet pipe to connector)	1	E1HZ 5A231-C	Clamp (inlet pipe to inlet pipe)-6.6, 7.8
1	D0HZ 5B286-B	Connector	1	E7HZ 5246-B	Pipe (inlet)-6.6, 7.8-rear
1	E1HZ 5A231-D	Clamp (connector to extension)	1	E1HZ 5A231-C	Clamp (inlet pipe to extension)
1	E0HZ 5A212-F	Extension-LN-LNT	1	E5HZ 5A212-A	Extension-straight frame
1	E0HZ 5A212-G	Extension-L-LT-LS-LTS	1	E5HZ 5A212-B	Extension-variable frame
1	E8HZ 5A212-C	Extension-LL-LNT	1	E1HZ 5A231-C	Clamp (extension to muffler)
1	D0HZ 5A231-G	Clamp (extension to frame)	1	E8HZ 5230-L	Muffler
1	D4HZ 5A246-A	Support (extension to frame)	2	E7HZ 5A215-A	Strap (muffler to frame)
1	E1HZ 5A231-D	Clamp (extension to muffler)	4	B9TT 5A291-A	Spring (muffler to frame)
1	D3HZ 5A231-E	Clamp (muffler to cab)-lower	1	E1HZ 5A231-C	Clamp (muffler to outlet pipe)
1	E8HZ 5230-A	Muffler	1	E7HZ 5255-C	Pipe (outlet)-L-LT w/RH fuel tank, LN-LNT
1	E6HZ 5277-C	Bracket (muffler to cab)-lower	1	E1HZ 5A231-C	Clamp (outlet pipe to connector)-L-LT w/RH fuel tank, LN-LNT
3	E2HZ 5281-A	Insulator (muffler to cab)-lower	1	D5HZ 5B286-A	Connector-L-LT w/RH fuel tank, LN-LNT
1	E8HZ 5290-A	Shield (muffler)	1	E7HZ 5255-D	Pipe (outlet)-L-LS-LT-LTS w/o RH fuel tank
1	E5HZ 5C264-A	Clamp (shield to muffler)-lower-aero. pkg.			
1	E1HZ 5C264-C	Clamp (shield to muffler)-lower-exc. aero. pkg.			
1	E1HZ 5C264-A	Clamp (shield to muffler)-upper-exc. aero. pkg.			
1	E5HZ 5C264-A	Clamp (shield to muffler)-upper-aero. pkg.			
1	E2HZ 5277-B	Bracket (shield to cab)-upper			
1	E3HZ 5277-F	Bracket (bracket to cab)-upper			
1	E2HZ 5281-A	Insulator (bracket to cab)-upper			
1	E1HZ 5A231-H	Clamp (outlet pipe to muffler)			
1	D8HZ 5255-AG	Pipe (outlet)-exc. aero. pkg.			
1	D8HZ 5255-A	Pipe (outlet)-aero. pkg.			
PARTS LIST NO. 39					
1	D2HZ 5A281-A	Clamp (inlet pipe to engine)			
1	E8HZ 5246-X	Pipe (inlet)			
1	E1HZ 5A231-G	Clamp (inlet pipe to inlet pipe)			

EXHAUST PARTS LISTS

QTY	PART NUMBER	DESCRIPTION	QTY	PART NUMBER	DESCRIPTION
● Not used in noise restrictions areas, ▲ Used in noise restrictions areas					
PARTS LIST NO. 40 — Cont'd			PARTS LIST NO. 43 — Cont'd		
1	E1HZ 5A231-C	Clamp (outlet pipe to outlet pipe)-L-LS-LT-LTS w/o RH fuel tank	1	E1HZ 5A231-F	Clamp (extension to muffler)
1	E7HZ 5255-U	Pipe (outlet)-L-LT w/RH fuel tank	1	E8HZ 5230-B	Muffler-plain
1	E2HZ 5255-E	Pipe (outlet)-L-LS-LT-LTS w/o RH fuel tank	1	E8HZ 5230-A	Muffler-bright
1	E2HZ 5255-D	Pipe (outlet)-LN-LNT	1	E8HZ 5277-A	Support
2	E3HZ 5C264-C	Clamp (shield to muffler)	1	D8HZ 5F230-B	Cap (support)
1	E2HZ 5C229-A	Shield (muffler)	1	D8HZ 5277-G	Bracket (support to frame)
1	E2HZ 5260-A	Bracket (outlet pipe to cab)-lower	2	★ 5A290	Hanger (support)
8	D3HZ 5281-A	Insulator (outlet pipe to cab)-lower	1	D3HZ 5A231-E	Clamp (muffler to support)
1	E2HZ 5277-N	Bracket (outlet pipe to cab)-upper	1	D8HZ 5A273-A	Shield (muffler)-w/guards
1	E2HZ 5277-G	Bracket (bracket to cab)-upper	1	E5HZ 5C264-B	Clamp (shield to muffler)-lower-w/o guards
2	D3HZ 5281-A	Insulator (bracket to cab)-upper	1	E1HZ 5C264-A	Clamp (shield to muffler)-lower-w/guards
PARTS LIST NO. 41			1	E5HZ 5C264-B	Clamp (shield to muffler)-upper-w/o guards
1	E2HZ 5A231-A	Clamp (inlet pipe to engine)	1	E1HZ 5C264-C	Clamp (shield to muffler)-upper-w/guards
1	E7HZ 5246-G	Pipe (inlet)-6.6-front	1	E1HZ 5A231-H	Clamp (outlet pipe to muffler)
1	E7HZ 5246-K	Pipe (outlet)-7.8-front	1	D8HZ 5255-B	Pipe (outlet)-bright
1	E7HZ 5291-A	Bracket (inlet pipe to engine)	1	D8HZ 5255-A	Pipe (outlet)-plain
1	E7HZ 5C264-A	Clamp (inlet pipe to engine)	1	D8HZ 5C208-A	Cap-plain
1	E1HZ 5A231-C	Clamp (inlet pipe to inlet pipe)	1	D8HZ 5C208-B	Cap-bright
1	E7HZ 5246-B	Pipe (inlet)-rear	LEFT HAND SIDE		
1	E1HZ 5A231-C	Clamp (inlet pipe to extension)	1	E1HZ 5A231-F	Clamp (extension to connector)
1	E7HZ 5255-T	Extension	1	D0HZ 5B286-B	Connector
1	E1HZ 5A231-C	Clamp (extension to muffler)	1	E1HZ 5A231-F	Clamp (connector to extension)
1	E8HZ 5230-W	Muffler	1	E8HZ 5A212-N	Extension-plain
2	E2HZ 5A215-C	Strap (muffler to frame)	1	E8HZ 5A212-R	Extension-bright
1	★ 5A290	Hanger (muffler to frame)	1	E1HZ 5A231-F	Clamp (extension to muffler)
2	E2HZ 5277-M	Bracket (muffler to frame)	1	E8HZ 5230-B	Muffler-plain
4	B9TT 5A291-A	Spring (muffler to frame)	1	E8HZ 5230-A	Muffler-bright
1	E2HZ 5A231-B	Clamp (muffler to outlet pipe)	1	D8HZ 5277-G	Bracket (muffler to frame)
1	E2HZ 5255-B	Pipe (outlet)	1	E8HZ 5277-D	Support
PARTS LIST NO. 42			1	D8HZ 5F230-B	Cap (support)
1	E2HZ 5A231-A	Clamp (inlet pipe to engine)	2	★ 5A290	Hanger (support)
1	E2HZ 5246-D	Pipe (inlet)-auto. trans.	1	D3HZ 5A231-E	Clamp (muffler to support)
1	E2HZ 5246-E	Pipe (inlet) man. trans.	1	D8HZ 5A273-A	Shield (muffler)
1	E1HZ 5A231-C	Clamp (inlet pipe to extension)	1	E5HZ 5C264-B	Clamp (shield to muffler)-lower-w/o guards
1	E2HZ 5A212-D	Extension	1	E1HZ 5C264-C	Clamp (shield to muffler)-lower-w/guards
1	E1HZ 5A231-C	Clamp (extension to muffler)	1	E5HZ 5C264-B	Clamp (shield to muffler)-upper-w/o guards
1	E8HZ 5230-W	Muffler	1	E1HZ 5C264-A	Clamp (shield to muffler)-upper-w/guards
2	E2HZ 5A215-C	Strap (muffler to frame)	1	E1HZ 5A231-H	Clamp (outlet pipe to muffler)
2	★ 5A290	Hanger (muffler to frame)	1	D8HZ 5255-B	Pipe (outlet)-bright
2	E2HZ 5277-M	Bracket (muffler to frame)	1	D8HZ 5255-A	Pipe (outlet)-plain
4	B9TT 5A291-A	Spring (muffler to frame)	1	D8HZ 5C208-B	Cap-plain
1	E2HZ 5A231-B	Clamp (muffler to outlet pipe)	1	D8HZ 5C208-A	Cap-bright
1	E2HZ 5255-B	Pipe (outlet)	PARTS LIST NO. 44		
PARTS LIST NO. 43			1	E7HZ 5A231-E	Clamp (inlet pipe to engine)
1	E5HZ 5A231-A	Clamp (inlet pipe to engine)	1	E1HZ 5246-D	Pipe (inlet)
1	E8HZ 5246-Y	Pipe (inlet)	1	E1HZ 5A231-B	Clamp (inlet pipe to extension)
1	E4HZ 5277-C	Bracket (inlet pipe to engine)	1	E6HZ 5A212-L	Extension-plain-Y pipe
1	★ 5A239	U-Boft (inlet pipe to engine)	1	E6HZ 5A212-M	Extension-bright-Y pipe
1	E2HZ 5A231-A	Clamp (inlet pipe to inlet pipe)	RIGHT HAND SIDE		
1	E8HZ 5246-S	Pipe (inlet)	1	E1HZ 5A231-B	Clamp (extension to muffler)
1	E1HZ 5A231-B	Clamp (inlet pipe to extension)	1	E8HZ 5230-B	Muffler-plain
1	E8HZ 5A212-H	Extension-Bright-Y Pipe	1	E8HZ 5230-A	Muffler-bright
1	E8HZ 5A212-J	Extension-plain-Y Pipe	1	E3HZ 5277-J	Support-exaero pkg.

EXHAUST PARTS LISTS

QTY	PART NUMBER	DESCRIPTION	QTY	PART NUMBER	DESCRIPTION
● Not used in noise restrictions areas, ▲ Used in noise restrictions areas					
PARTS LIST NO. 44 — Cont'd			PARTS LIST NO. 45 — Cont'd		
1	E7HZ 5277-B	Support-aero pkg.	1	E8HZ 5277-B	Support-88" B.B.C.
1	D8HZ 5F230-B	Cap (support)	1	E8HZ 5277-C	Support-110" B.B.C.
1	D8HZ 5277-G	Bracket (support to frame)	1	E8HZ 5230-B	Muffler-plain
2	★ 5A290	Hanger (support)	1	E8HZ 5230-A	Muffler-bright
1	D3HZ 5A231-E	Clamp (muffler to support)	1	D8HZ 5F230-B	Cap (Support)
1	D8HZ 5A273-A	Shield (muffler)	1	D8HZ 5277-G	Bracket (support to frame)
1	E5HZ 5C264-B	Clamp (shield to muffler)-lower-w/o guards	2	★ 5A290	Hanger (support to frame)
1	E1HZ 5C264-C	Clamp (shield to muffler)-lower-w/guards	1	D3HZ 5A231-E	Clamp (muffler to support)
1	E5HZ 5C264-B	Clamp (shield to muffler)-upper-w/o guards	1	D8HZ 5A273-A	Shield (muffler)-w/guards
1	E1HZ 5C264-A	Clamp (shield to muffler)-upper-w/guards	1	E1HZ 5C264-A	Clamp (shield to muffler)-w/guards-upper
1	E1HZ 5A231-H	Clamp (outlet pipe to muffler)	1	E5HZ 5C264-B	Clamp (shield to muffler)-w/o guards-upper
1	D8HZ 5255-B	Pipe (outlet)-bright	1	E1HZ 5C264-C	Clamp (shield to muffler)-w/guards-lower
1	D8HZ 5255-A	Pipe (outlet)-plain	1	E5HZ 5C264-B	Clamp (shield to muffler)-w/o guards-lower
1	D8HZ 5C208-A	Cap-bright	1	E1HZ 5A231-H	Clamp (muffler to outlet pipe)
1	D8HZ 5C208-B	Cap-plain	1	D8HZ 5255-B	Pipe (outlet)-bright
LEFT HAND SIDE			1	D8HZ 5255-A	Pipe (outlet)-plain
1	E1HZ 5A231-F	Clamp (inlet pipe to connector)	1	D8HZ 5C208-A	Cap-bright
1	E1HZ 5B286-B	Connector	1	D8HZ 5C208-B	Cap-plain
1	E1HZ 5A231-F	Clamp (connector to extension)	LEFT HAND SIDE		
1	E3HZ 5A212-E	Extension-plain	1	E1HZ 5A231-F	Clamp (connector to extension)
1	E3HZ 5A212-D	Extension-bright	1	D8HZ 5B286-B	Connector
1	E1HZ 5A231-F	Clamp (extension to muffler)	1	E1HZ 5A231-F	Clamp (connector to extension)
1	E8HZ 5230-B	Muffler-plain	1	E8HZ 5A212-L	Extension-plain
1	E8HZ 5230-A	Muffler-bright	1	E8HZ 5A212-K	Extension-bright
1	D8HZ 5277-G	Bracket (support to frame)	1	E1HZ 5A231-F	Clamp (extension to muffler)
1	E3HZ 5277-N	Support	1	E8HZ 5230-B	Muffler-plain
1	D8HZ 5F230-B	Cap (support)	1	E8HZ 5230-A	Muffler-bright
2	★ 5A290	Hanger (support)	1	D8HZ 5F230-B	Cap (support)
1	D3HZ 5A231-E	Clamp (muffler to support)	1	E8HZ 5277-E	Support-88" B.B.C.
1	E5HZ 5C264-B	Clamp (shield to muffler)-lower-w/o guards	1	E8HZ 5D220-A	Support-110" B.B.C.
1	E1HZ 5C264-C	Clamp (shield to muffler)-lower-w/guards	1	D8HZ 5277-G	Bracket (support to frame)
1	E5HZ 5C264-B	Clamp (shield to muffler)-upper-w/o guards	2	★ 5A290	Hanger (support)
1	E1HZ 5C264-A	Clamp (shield to muffler)-upper w/guards	1	D3HZ 5A231-E	Clamp (muffler to support)
1	D8HZ 5A273-A	Shield (muffler)	1	D8HZ 5A273-A	Shield (muffler)
1	E1HZ 5A231-H	Clamp (outlet pipe to muffler)	1	E5HZ 5C264-B	Clamp (shield to muffler)-w/o guards-lower
1	D8HZ 5255-B	Pipe (outlet)-bright	1	E1HZ 5C264-C	Clamp (shield to muffler)-w/guards-lower
1	D8HZ 5255-A	Pipe (outlet)-plain	1	E1HZ 5C264-A	Clamp (shield to muffler)-w/guards-upper
1	D8HZ 5C208-B	Cap-plain	1	E5HZ 5C264-B	Clamp (shield to muffler)-w/o guards-upper
1	D8HZ 5C208-A	Cap-bright	1	E1HZ 5A231-H	Clamp (outlet pipe to muffler)
PARTS LIST NO. 45			1	D8HZ 5255-B	Pipe (outlet)-bright
1	E7HZ 5A231-A	Clamp (inlet pipe to engine)	1	D8HZ 5255-A	Pipe (outlet)-plain
1	E8HZ 5246-R	Pipe (inlet)	1	D8HZ 5C208-A	Cap-bright
1	E1HZ 5A231-F	Clamp (inlet pipe to connector)	1	D8HZ 5C208-B	Cap-plain
1	★ 5B286	Connector	PARTS LIST NO. 46		
1	E1HZ 5A231-B	Clamp (connector to extension)	1	E7HZ 5A231-A	Clamp (inlet pipe to engine)
1	E8HZ 5A212-E	Extension-88" B.B.C.-plain-Y pipe	1	D8HZ 5246-L	Pipe (inlet)
1	E8HZ 5A212-D	Extension-88" B.B.C.-bright-Y pipe	1	E1HZ 5A231-F	Clamp (inlet pipe to connector)
1	E8HZ 5A212-G	Extension-110" B.B.C.-plain-Y pipe	1	E1HZ 5B286-A	Connector
1	E8HZ 5A212-F	Extension-110" B.B.C.-bright-Y pipe	1	E1HZ 5A231-F	Clamp (connector to extension)
1	D3HZ 5A231-E	Clamp (bracket to frame)-110" B.B.C.	1	E6HZ 5A212-H	Extension-110" B.B.C.-bright-4 type
1	E8HZ 5260-A	Bracket (extension to frame)-110" B.B.C.	1	E6HZ 5A212-E	Extension-88" B.B.C.-plain-4 type
RIGHT HAND SIDE			1	E6HZ 5A212-F	Extension-88" B.B.C.-bright-4 type
1	E1HZ 5A231-F	Clamp (extension to muffler)	1	E8HZ 5A212-U	Extension-110" B.B.C.-plain-4 type

EXHAUST PARTS LISTS

Q T Y	PART NUMBER	DESCRIPTION	Q T Y	PART NUMBER	DESCRIPTION
● Not used in noise restrictions areas, ▲ Used in noise restrictions areas					
PARTS LIST NO. 46 — Cont'd			PARTS LIST NO. 47		
1	D3HZ 5A231-E	Clamp (extension to frame)-110" B.B.C.	1	D2HZ 5A231-A	Clamp (inlet pipe to engine)
1	D8HZ 5260-A	Bracket (extension to frame)-110" B.B.C.	1	E8HZ 5246-B	Pipe (inlet)-w/o aero. pkg.
RIGHT HAND SIDE			1	E8HZ 5246-A	Pipe (inlet)-aero. pkg.
1	E1HZ 5A231-F	Clamp (extension to muffler)	1	E1HZ 5A231-B	Clamp (inlet pipe to connector)
1	E3HZ 5277-K	Support-88" B.B.C.-exc aero. pkg.	1	E1HZ 5B286-C	Connector
1	E7HZ 5D220-A	Support-88" B.B.C.-aero. pkg.	1	E1HZ 5A231-B	Clamp (connector to extension)
1	E3HZ 5277-M	Support-110" B.B.C.-exc aero. pkg.	1	D8HZ 5A212-BZ	Extension-bright-w/o aero. pkg.
1	E7HZ 5D220-B	Support-110" B.B.C.-aero. pkg.	1	D8HZ 5A212-AS	Extension-plain-w/o aero. pkg.
1	E8HZ 5230-B	Muffler-plain	1	E7HZ 5A212-G	Extension-aero. pkg.
1	E8HZ 5230-A	Muffler-bright	1	E1HZ 5A231-B	Clamp (extension to muffler)
1	D8HZ 5F230-B	Cap (support)	1	E8HZ 5230-AH	Muffler-plain
1	D8HZ 5277-G	Bracket (support to frame)	1	E8HZ 5230-AJ	Muffler-bright
2	★ 5A290	Hanger (support)	1	D8HZ 5F230-B	Cap (support)
1	D8HZ 5A273-A	Shield (muffler)	1	D8HZ 5277-G	Bracket (support to frame)
1	E1HZ 5C264-C	Clamp (shield to muffler)-lower-w/guards	1	E3HZ 5277-J	Support (muffler)-w/o aero. pkg.
1	E5HZ 5C264-B	Clamp (shield to muffler)-lower-w/o guards	1	E7HZ 5277-B	Support (muffler)-aero. pkg.
1	E1HZ 5C264-A	Clamp (shield to muffler)-upper-w/guards	2	★ 5A290	Hanger (support to muffler)
1	E5HZ 5C264-B	Clamp (shield to muffler)-upper-w/o guards	2	D8HZ 5A231-C	Clamp (extension to support)-aero. pkg.-bright
1	E1HZ 5A231-H	Clamp (muffler to outlet pipe)	1	D3HZ 5A231-E	Clamp (muffler to support)-lower
1	D8HZ 5255-B	Pipe (outlet)-bright	1	E5HZ 5C264-B	Clamp (muffler to support)-center-w/o shield
1	D8HZ 5255-A	Pipe (outlet)-plain	1	E8HZ 5290-B	Shield (muffler)
1	D8HZ 5C208-A	Cap-bright	1	D8HZ 5C264-A	Clamp (shield to muffler)-lower
1	D8HZ 5C208-B	Cap-plain	1	E1HZ 5C264-A	Clamp (shield to muffler)-center
LEFT HAND SIDE			1	D8HZ 5C264-A	Clamp (shield to muffler)-upper
1	E1HZ 5A231-F	Clamp (connector to extension)	1	E1HZ 5A231-H	Clamp (outlet pipe to muffler)
1	E1HZ 5B286-B	Connector	1	D8HZ 5255-B	Pipe (outlet)-bright
1	E1HZ 5A231-F	Clamp (connector to extension)	1	E7HZ 5255-Y	Pipe (outlet)-plain
1	D8HZ 5A212-BN	Extension-88" B.B.C.-plain	1	D8HZ 5C208-A	Cap-bright
1	D8HZ 5A212-DN	Extension-88" B.B.C.-bright	1	D8HZ 5C208-B	Cap-plain
1	E1HZ 5A212-M	Extension-110" B.B.C.-bright	PARTS LIST NO. 48		
1	E8HZ 5A212-V	Extension-110" B.B.C.-plain	1	D2HZ 5A231-A	Clamp (inlet pipe to engine)
1	E1HZ 5A231-F	Clamp (extension to muffler)	1	E8HZ 5246-C	Pipe (inlet)
1	E8HZ 5230-B	Muffler-plain	1	E1HZ 5A231-F	Clamp (inlet pipe to connector)
1	E8HZ 5230-A	Muffler-bright	1	E1HZ 5B286-C	Connector
1	D8HZ 5F230-B	Cap (support)	1	E1HZ 5A231-F	Clamp (connector to extension)
1	D8HZ 5277-G	Bracket (support to frame)	1	D8HZ 5A212-AS	Extension-Plain-w/o aero.
2	★ 5A290	Hanger (support)	1	D8HZ 5A212-DG	Extension-bright-w/o aero.
1	E3HZ 5277-S	Support-110" B.B.C.-exc aero. pkg.	1	E7HZ 5A212-H	Extension-aero pkg.
1	D8HZ 5D220-A	Support-110" B.B.C.-aero pkg.	1	E1HZ 5A231-B	Clamp (extension to muffler)
1	E3HZ 5277-R	Support-88" B.B.C.	1	E8HZ 5230-AH	Muffler-plain
1	D3HZ 5A231-E	Clamp (muffler to support)	1	E8HZ 5230-AJ	Muffler-bright
1	D8HZ 5A273-A	Shield (muffler)	1	D8HZ 5F230-B	Cap (support)
1	E5HZ 5C264-B	Clamp (shield to muffler)-lower-w/o guards	1	D8HZ 5277-G	Bracket (support to frame)
1	E1HZ 5C264-A	Clamp (shield to muffler)-lower-w/guards	1	E7HZ 5D220-A	Support (muffler)-aero pkg.
1	E5HZ 5C264-B	Clamp (shield to muffler)-upper-w/o guards	1	E3HZ 5277-K	Support-w/o aero. pkg.
1	E1HZ 5C264-C	Clamp (shield to muffler)-upper-w/guards	2	★ 5A290	Hanger (support to muffler)
1	E1HZ 5A231-H	Clamp (muffler to outlet pipe)	2	D8HZ 5A231-C	Clamp (extension to support)-aero pkg.-bright
1	D8HZ 5255-B	Pipe (outlet)-bright	1	D3HZ 5A231-E	Clamp (muffler to support)-lower
1	D8HZ 5255-A	Pipe (outlet)-plain	1	E5HZ 5C264-B	Clamp (muffler to support)-center-w/o shield
1	D8HZ 5C208-A	Cap-bright	1	E8HZ 5290-B	Shield (muffler)
1	D8HZ 5C208-B	Cap-plain	1	D8HZ 5C264-A	Clamp (shield to muffler)-lower

EXHAUST PARTS LISTS

Q T Y	PART NUMBER	DESCRIPTION	Q T Y	PART NUMBER	DESCRIPTION
● Not used in noise restrictions areas, ▲ Used in noise restrictions areas					
PARTS LIST NO. 48 — Cont'd			PARTS LIST NO. 50 — Cont'd		
1	E1HZ 5C264-A	Clamp (shield to muffler)-center	1	E8HZ 5277-C	Support (muffler)-110" B.B.C.
1	D8HZ 5C264-A	Clamp (shield to muffler)-upper	2	★ 5A290	Hanger (support)
1	E1HZ 5A231-H	Clamp (outlet pipe to muffler)	2	D8HZ 5A231-C	Clamp (extension to support)-bright
1	D8HZ 5255-B	Pipe (outlet)-bright	1	D3HZ 5A231-E	Clamp (muffler to support)-lower
1	E7HZ 5255-Y	Pipe (outlet)-plain	1	E5HZ 5C264-B	Clamp (muffler to support)-center-w/o heat shield
1	D8HZ 5C208-A	Cap-bright	1	E8HZ 5290-B	Shield (muffler)
1	D8HZ 5C208-B	Cap-plain	1	D8HZ 5C264-A	Clamp-(shield to muffler)-lower
PARTS LIST NO. 49			PARTS LIST NO. 51		
1	E4HZ 5A281-G	Clamp (inlet pipe to engine)	1	E7HZ 5A231-E	Clamp (inlet pipe to engine)
1	E7HZ 5246-X	Pipe (inlet)-w/aero pkg.	1	E1HZ 5246-D	Pipe (inlet)
1	E5HZ 5246-D	Pipe (inlet)-w/o aero. pkg.	1	E1HZ 5A231-F	Clamp (inlet pipe to extension)
1	E1HZ 5A231-B	Clamp (inlet pipe to connector)	1	E7HZ 5A212-F	Extension-plain-aero. pkg.
1	E1HZ 5B286-C	Connector	1	D8HZ 5A212-D	Extension-plain-w/o aero. pkg.
1	E1HZ 5A231-B	Clamp (connector to extension)	1	D8HZ 5A212-DJ	Extension-bright-w/o aero. pkg.
1	E7HZ 5A212-G	Extension-plain	1	E1HZ 5A231-F	Clamp-(extension to muffler)
1	E8HZ 5A212-M	Extension-bright	1	E8HZ 5230-H	Muffler-NTC thru 350-plain
1	E1HZ 5A231-B	Clamp (extension to muffler)	1	E8HZ 5230-G	Muffler-NTC thru 350-bright
1	E8HZ 5230-H	Muffler-plain	1	E8HZ 5230-AE	Muffler-NTC 360 up-plain
1	E8HZ 5230-G	Muffler-bright	1	E8HZ 5230-AF	Muffler-NTC 360 up-bright
1	D8HZ 5F230-B	Cap (support)	1	D8HZ 5F230-B	Cap (support)
1	D8HZ 5277-G	Bracket (support to frame)	1	D8HZ 5277-G	Bracket (support to frame)
1	E8HZ 5277-A	Support-(muffler)-aero. pkg.	1	E3HZ 5277-J	Support (muffler)-w/o aero. pkg.
1	E7HZ 5277-B	Support-(muffler)-w/o aero pkg.	1	E7HZ 5277-B	Support (muffler)-w/aero. pkg.
2	★ 5A290	Hanger (support)	2	★ 5A290	Hanger (muffler to support)
2	D8HZ 5A231-C	Clamp (extension to support)-bright	2	D8HZ 5A231-C	Clamp (extension to support)-bright
1	D3HZ 5A231-E	Clamp (muffler to support)-lower	1	D3HZ 5A231-E	Clamp (muffler to support)-lower
1	E5HZ 5C264-B	Clamp (muffler to support)-center-w/o heat shield	1	E5HZ 5C264-B	Clamp (muffler to support)-center-w/o shield
1	E8HZ 5290-B	Shield (muffler)	1	E8HZ 5290-B	Shield (muffler)
1	D8HZ 5C264-A	Clamp (shield to muffler)-lower	1	D8HZ 5C264-A	Clamp-(shield to muffler)-lower
1	E1HZ 5C264-A	Clamp (shield to muffler)-center	1	E1HZ 5C264-A	Clamp-(shield to muffler)-center
1	D8HZ 5C264-A	Clamp (shield to muffler)-upper	1	D8HZ 5C264-A	Clamp-(shield to muffler)-upper
1	E1HZ 5A231-H	Clamp (muffler to outlet pipe)	1	E1HZ 5A231-H	Clamp (outlet pipe to muffler)
1	D8HZ 5255-AG	Pipe (outlet)-plain	1	D8HZ 5255-AG	Pipe (outlet)-plain
1	D8HZ 5255-AH	Pipe (outlet)-bright	1	D8HZ 5255-AH	Pipe (outlet)-bright
1	D8HZ 5C208-A	Cap-bright	1	D8HZ 5C208-A	Cap-bright
1	D8HZ 5C208-B	Cap-plain	1	D8HZ 5C208-B	Cap-plain
PARTS LIST NO. 50			PARTS LIST NO. 52		
1	E4HZ 5A281-G	Clamp (inlet pipe to engine)	1	E7HZ 5A231-E	Clamp (inlet pipe to engine)
1	E5HZ 5246-E	Pipe (inlet)	1	D8HZ 5246-L	Pipe (inlet)
1	E1HZ 5A231-F	Clamp (inlet pipe to connector)	1	E1HZ 5A231-F	Clamp (inlet pipe to connector)
1	E1HZ 5B286-C	Connector	1	E1HZ 5B286-C	Connector
1	E1HZ 5A231-F	Clamp (connector to extension)	1	E1HZ 5A231-F	Clamp (connector to extension)
1	E7HZ 5A212-H	Extension-88" B.B.C.-plain	1	E7HZ 5A212-J	Extension-88" B.B.C.-plain-aero
1	E7HZ 5A212-K	Extension-110" B.B.C.-plain	1	E7HZ 5A212-L	Extension-110" B.B.C.-plain-aero
1	E8HZ 5A212-S	Extension-110" B.B.C.-bright	1	D8HZ 5A212-CV	Extension-110" B.B.C.-plain-w/o aero pkg.
1	E8HZ 5A212-T	Extension-88" B.B.C.-bright	1	D8HZ 5A212-DT	Extension-110" B.B.C.-bright-w/o aero. pkg.
1	E1HZ 5A231-B	Clamp (extension to muffler)			
1	E8HZ 5230-H	Muffler-plain			
1	E8HZ 5230-G	Muffler-bright			
1	D8HZ 5F230-B	Cap (support)			
1	D8HZ 5277-G	Bracket (support to frame)			
1	E3HZ 5277-M	Support (muffler)-110" B.B.C.-w/o aero. pkg.			
1	E8HZ 5277-B	Support (muffler)-88" B.B.C.			

1990/
TRUCK SERIES 600/900

EXHAUST PARTS LISTS

Q T Y	PART NUMBER	DESCRIPTION	Q T Y	PART NUMBER	DESCRIPTION
● Not used in noise restrictions areas, ▲ Used in noise restrictions areas					
PARTS LIST NO. 52 — Cont'd			PARTS LIST NO. 54 — Cont'd		
1	D8HZ 5A212-BT	Extension-88" B.B.C.-plain-w/o aero. pkg.	1	E8HZ 5230-T	Muffler-240 eng.
1	D8HZ 5A212-DH	Extension-88" B.B.C.-bright-w/o aero pkg.	2	★ 5A290	Hanger (muffler to frame)
1	E1HZ 5A231-B	Clamp (extension to muffler)	2	E6HZ 5277-B	Bracket (muffler to frame)
1	E8HZ 5230-H	Muffler-NTC thru 350-plain	2	E2HZ 5A215-C	Strap (muffler to frame)
1	E8HZ 5230-G	Muffler-NTC thru 350-bright	4	B9TT 5A291-A	Spring (muffler to frame)
1	E8HZ 5230-AE	Muffler-NTC 360 up-plain	1	★ 5255	Pipe (outlet)
1	E8HZ 5230-AF	Muffler-NTC 360 up-bright	PARTS LIST NO. 55		
1	D8HZ 5F230-B	Cap (support)	1	E2HZ 5A231-A	Clamp (inlet pipe to engine)-3406
1	D8HZ 5277-G	Bracket (support to frame)	1	E8HZ 5246-Y	Pipe (inlet)-3406
1	E7HZ 5D220-A	Support-88" B.B.C.-aero. pkg.	1	E4HZ 5277-C	Bracket (inlet pipe to engine)-3406
1	E7HZ 5D220-B	Support-110" B.B.C.-aero. pkg.	1	★ 5A239	U-Bolt (inlet pipe to engine)-3406
1	E3HZ 5277-K	Support-88" B.B.C.-w/o aero. pkg.	1	E7HZ 5A231-E	Clamp (inlet pipe to engine)-NTC
1	E3HZ 5277-M	Support-110" B.B.C.-w/o aero. pkg.	1	E8HZ 5246-Z	Pipe (inlet)-NTC
2	★ 5A290	Hanger (support)	1	★ 5A239	U-Bolt (inlet pipe to engine)-NTC
2	D8HZ 5A231-C	Clamp (support to extension)-bright	1	★ 5291	Bracket (inlet pipe to engine)-NTC
1	D3HZ 5A231-E	Clamp (muffler to support)-lower	1	E8HZ 5246-X	Pipe (inlet)-L10-Front
1	E5HZ 5C264-B	Clamp (muffler to support)-center-w/o heat shield	1	E1HZ 5A231-G	Clamp (inlet pipe to inlet pipe)-L10
1	E8HZ 5290-B	Shield (muffler)	1	E8HZ 5246-W	Pipe (inlet)-L10-rear
1	D8HZ 5C264-A	Clamp-(shield to muffler)-lower	1	★ 5A239	U-Bolt (inlet pipe to engine)-L10
1	E1HZ 5C264-A	Clamp (shield to muffler)-center-	1	E7HZ 5277-A	Bracket (inlet pipe to engine)-L10
1	D8HZ 5C264-A	Clamp (shield to muffler)-upper-	RIGHT HAND SIDE		
1	E1HZ 5A231-H	Clamp (outlet pipe to muffler)	1	E1HZ 5A231-B	Clamp (inlet pipe to connector)
1	D8HZ 5255-AG	Pipe (outlet)-plain	1	E1HZ 5B286-C	Connector
1	D8HZ 5255-AH	Pipe (outlet)-bright	1	E1HZ 5A231-B	Clamp (connector to extension)
1	D8HZ 5C208-A	Cap-bright	1		Extension
1	D8HZ 5C208-B	Cap-plain	1	D0HZ 5A231-G	Clamp (extension to frame)
PARTS LIST NO. 53			1	D4HZ 5A246-A	Support (extension to frame)
1	E8HZ 5A231-E	Clamp (inlet pipe to engine)	2	D8HZ 5A231-C	Clamp (extension to hanger)
1	E8HZ 5246-L	Pipe (inlet)-7.8L eng.	1	★ 5A290	Hanger (bracket to support)
1	E8HZ 5246-J	Pipe (inlet)-6.6L eng.	1		Support
1	E7HZ 5K200-A	Shield (inlet pipe)	1	D8HZ 5F230-B	Cap (support to frame)
1	E8HZ 5A231-C	Clamp (shield to inlet pipe)	1	D8HZ 5277-G	Bracket (support to frame)
1	E8HZ 5C250-A	Gasket (inlet pipe to extension)	1	D3HZ 5A231-E	Clamp (extension to support)
1	E8HZ 5A212-B	Extension	1	E1HZ 5A231-F	Clamp (extension to muffler)
1	E1HZ 5A231-C	Clamp (extension to muffler)	1	E8HZ 5230-A	Muffler
1	E8HZ 5230-R	Muffler-170/190/210 HP eng.	1	E1HZ 5C264-C	Clamp (shield to muffler)-lower
1	E8HZ 5230-T	Muffler-240 HD eng.	1	E1HZ 5C264-A	Clamp (shield to muffler)-upper
2	★ 5A290	Hanger (muffler to frame)	1	D8HZ 5A273-A	Shield
2	E2HZ 5A215-C	Strap (muffler to frame)	1	E1HZ 5A231-H	Clamp (muffler to outlet pipe)
4	B9TT 5A291-A	Spring (muffler to frame)	1	D8HZ 5255-B	Pipe (outlet)
2	E6HZ 5277-B	Bracket (muffler to frame)	1	D8HZ 5C208-A	Cap
1	★ 5255	Pipe (outlet)	1	E1HZ 5C264-C	Clamp (outlet pipe to muffler)
PARTS LIST NO. 54			LEFT HAND SIDE		
1	E8HZ 5A231-E	Clamp (inlet pipe to engine)	1	E1HZ 5A231-F	Clamp (extension to connector)
1	E8HZ 5246-L	Pipe (inlet)-7.8L eng.	1	E1HZ 5B286-B	Connector
1	E8HZ 5246-J	Pipe (inlet)-6.6L eng.	1	E1HZ 5A231-F	Clamp (connector to extension)
1	E7HZ 5K200-A	Shield (inlet pipe)	1	E1HZ 5A212-A	Extension
1	E8HZ 5A231-C	Clamp (shield to inlet pipe)	2	D8HZ 5A231-C	Clamp (extension to hanger)
2	E8HZ 5C250-A	Gasket (exhaust brake to extension)	1	★ 5A290	Hanger
1	E8HZ 5A212-A	Extension	1		Support
1	E1HZ 5A231-C	Clamp (extension to muffler)	1	D8HZ 5F230-B	Cap (support)
1	E8HZ 5230-R	Muffler-170/190/210 HP eng.	1	D8HZ 5277-G	Bracket (support to frame)
			1	D3HZ 5A231-E	Clamp (extension to support)

EXHAUST PARTS LISTS

Q T Y	PART NUMBER	DESCRIPTION	Q T Y	PART NUMBER	DESCRIPTION
● Not used in noise restrictions areas, ▲ Used in noise restrictions areas					
PARTS LIST NO. 55 — Cont'd			PARTS LIST NO. 58 — Cont'd		
1	E1HZ 5A231-F	Clamp (extension to muffler)	1	E9HZ 5A231-A	Clamp (valve to extension)-w/exhaust brake
1	E1HZ 5C264-C	Clamp (shield to muffler)-lower	1	E9HZ 5A212-A	Extension-w/exhaust brake
1	E1HZ 5C264-A	Clamp (shield to muffler)-upper	1	E1HZ 5A231-C	Clamp (extension to muffler)
1	D8HZ 5A273-A	Shield	1	E8HZ 5230-L	Muffler
1	E8HZ 5230-A	Muffler	2	E7HZ 5A215-A	Strap (muffler to frame)
1	E1HZ 5A231-H	Clamp (shield to outlet pipe)	4	B9TT 5A291-A	Spring (muffler to frame)
1	D8HZ 5255-B	Pipe (outlet)	1	E1HZ 5A231-C	Clamp (muffler to outlet pipe)
1	D8HZ 5C208-A	Cap	1	E7HZ 5255-C	Pipe (outlet)-L-LT w/RH fuel tanks, LN-LNT
PARTS LIST NO. 56			1	E1HZ 5A231-C	Clamp (outlet pipe to connector)-L-LT w/RH fuel tanks-LN-LNT
2	E9HZ 5A231-B	Clamp (inlet pipe to engine)	1	D5HZ 5B286-A	Connector-L-LT w/RH fuel tanks, LN-LNT
1	E9HZ 5246-A	Pipe (inlet)-R.H.	1	E7HZ 5255-D	Pipe (outlet)-L-LS-LT-LTS w/o RH fuel tank
1	E9HZ 5246-B	Pipe (inlet)-L.H.	1	E1HZ 5A231-C	Clamp (outlet pipe to outlet pipe) L-LS-LT-LTS w/o RH fuel tank
2	E4HZ 5A231-B	Clamp (inlet pipe to muffler)	1	E7HZ 5255-U	Pipe (outlet) L-LT w/RH fuel tank
1	E4HZ 5230-A	Muffler	1	E7HZ 5255-E	Pipe (outlet) L-LS-LT-LTS w/o RH fuel tank
2	E2HZ 5A215-F	Clamp (muffler to frame)	1	E2HZ 5255-D	Pipe (outlet) LN-LNT
4	B9TT 5A291-A	Spring (muffler to frame)	2	E3HZ 5C264-C	Clamp (shield to muffler)
2	★ 5A290	Hanger (muffler to frame)	1	E2HZ 5C229-A	Shield (muffler)
1	E7HZ 5A204-G	Bracket (muffler to frame)	1	E2HZ 5260-A	Bracket (outlet pipe to cab)-lower
1	E3HZ 5290-A	Shield (muffler heat)	8	D3HZ 5281-A	Insulator (outlet pipe to cab)-lower
PARTS LIST NO. 57			1	E2HZ 5277-N	Bracket (outlet pipe to cab)-upper
1	E2HZ 5A231-A	Clamp (inlet pipe to engine)	1	E2HZ 5277-G	Bracket (bracket to cab)-upper
1	E7HZ 5246-G	Pipe (inlet)-6.6L eng.	1	D3HZ 5281-A	Insulator (bracket to cab)-upper
1	E7HZ 5246-K	Pipe (inlet)-7.8L eng.	PARTS LIST NO. 59		
1	E7HZ 5291-A	Bracket (inlet pipe to engine)	1	E2HZ 5A231-A	Clamp (inlet pipe to engine)
1	E7HZ 5C264-A	Clamp (inlet pipe to engine)	1	E7HZ 5246-G	Pipe (inlet)-6.6L eng.
2	E1HZ 5A231-C	Clamp (inlet pipe to inlet pipe)	1	E7HZ 5246-K	Pipe (inlet)-7.8L eng.
1	E7HZ 5246-B	Pipe (inlet)-rear-w/o exhaust brake	1	E7HZ 5291-A	Bracket (inlet pipe to engine)
1	E9HZ 5246-E	Pipe (inlet)-rear-w/exhaust brake	1	E7HZ 5C264-A	Clamp (inlet pipe to engine)
1	E9HZ 5A231-A	Clamp (inlet pipe to valve)-w/exhaust brake	2	E1HZ 5A231-C	Clamp (inlet pipe to inlet pipe)
1	2W068	Valve	1	E7HZ 5246-B	Pipe (inlet)-rear-w/o exhaust brake
1	E9HZ 5A231-A	Clamp (valve to extension)-w/exhaust brake	1	E9HZ 5246-E	Pipe (inlet)-rear-w/exhaust brake
1	E9HZ 5A212-A	Extension-w/exhaust brake	1	E9HZ 5A231-A	Clamp (inlet pipe to valve)-w/exhaust brake
1	E1HZ 5A231-C	Clamp (extension to extension)	1	2W068	Valve
1	E7HZ 5255-T	Extension	1	E9HZ 5A231-A	Clamp (valve to extension)-w/exhaust brake
1	E1HZ 5A231-C	Clamp (extension to muffler)	1	E9HZ 5A212-A	Extension-w/exhaust brake
1	E8HZ 5230-W	Muffler	1	E1HZ 5A231-C	Clamp (extension to connector)
2	E2HZ 5A215-C	Strap (muffler to frame)	1	C1TZ 5B286-A	Connector
1	★ 5A290	Hanger (muffler to frame)	1	E1HZ 5A231-C	Clamp (connector to extension)
2	E2HZ 5277-M	Bracket (muffler to frame)	1	E2HZ 5A212-C	Extension-6.6L, 7.8L-LN-LNT
4	B9TT 5A291-A	Spring (muffler to frame)	1	E2HZ 5A212-F	Extension-6.6, 7.8-L-LT-LS-LTS
1	E2HZ 5A231-B	Clamp (muffler to outlet pipe)	1	D0HZ 5A231-F	Clamp (extension to frame)
1	E2HZ 5255-B	Pipe (outlet)	1	E1HZ 5A231-C	Clamp (extension to muffler)
PARTS LIST NO. 58			1	E8HZ 5230-J	Muffler
1	E2HZ 5A231-A	Clamp (inlet pipe to engine)	1	D3HZ 5A231-F	Clamp (muffler to cab)-lower
1	E7HZ 5246-G	Pipe (inlet)-6.6L eng.	1	E6HZ 5277-C	Bracket (muffler to cab)-lower
1	E7HZ 5246-K	Pipe (inlet)-7.8L eng.	3	E2HZ 5281-A	Insulator (muffler to cab)-lower
1	E7HZ 5291-A	Bracket (inlet pipe to engine)	1	E4HZ 5290-A	Shield (muffler)
1	E7HZ 5C264-A	Clamp (inlet pipe to engine)	1	E5HZ 5C264-A	Clamp (shield to muffler)-lower-aero pkg.
2	E1HZ 5A231-C	Clamp (inlet pipe to inlet pipe)	1	E1HZ 5C264-C	Clamp (shield to muffler)-lower-exc. aero pkg.
1	E7HZ 5246-B	Pipe (inlet)-rear-w/o exhaust brake	1	E1HZ 5C264-A	Clamp (shield to muffler)-upper-exc. aero pkg.
1	E9HZ 5246-E	Pipe (inlet)-rear-w/exhaust brake	1	E5HZ 5C264-A	Clamp (shield to muffler)-upper-aero pkg.
1	E9HZ 5A231-A	Clamp (inlet pipe to valve)-w/exhaust brake			
1	2W068	Valve			

EXHAUST PARTS LISTS

Q T Y	PART NUMBER	DESCRIPTION	Q T Y	PART NUMBER	DESCRIPTION
-------------	-------------	-------------	-------------	-------------	-------------

● Not used in noise restrictions areas, ▲ Used in noise restrictions areas

PARTS LIST NO. 59 — Cont'd			PARTS LIST NO. 61 — Cont'd		
1	E2HZ 5277-B	Bracket (muffler to cab)-upper	1	E1HZ 5A231-C	Clamp (inlet pipe to connector)
1	E3HZ 5277-F	Bracket (bracket to cab)-upper	1	C1TZ 5B286-A	Connector
1	E2HZ 5281-A	Insulator (bracket to cab)-upper	1	E1HZ 5A231-C	Clamp (connector to extension)
1	E2HZ 5A231-B	Clamp (outlet pipe to muffler)	1	E2HZ 5A212-C	Extension-LN-LNT
1	D0HZ 5255-AC	Pipe (outlet)-exc. aero pkg.	1	E2HZ 5A212-F	Extension-L-LT-LS-LTS
1	E5HZ 5255-B	Pipe (outlet)-aero pkg.	1	D0HZ 5A231-F	Clamp (extension to frame)
PARTS LIST NO. 60			PARTS LIST NO. 62		
1	E8HZ 5A231-D	Clamp (inlet pipe to engine)	1	E4HZ 5A246-A	Support (extension to frame)
1	E8HZ 5246-T	Pipe (inlet)	1	E1HZ 5A231-D	Clamp (extension to muffler)
2	E9HZ 5C264-A	Clamp (shield to inlet pipe)	1	E8HZ 5230-AA	Muffler
1	E9HZ 5C229-A	Shield	3	E2HZ 5281-A	Insulator (muffler to cab)-lower
1	E1HZ 5A231-G	Clamp (inlet pipe to inlet pipe)	1	E6HZ 5277-C	Bracket (muffler to cab)-lower
1	E8HZ 5246-U	Pipe (inlet)	1	D3HZ 5A231-F	Clamp (muffler to cab)-lower
1	★ 5A239	U-Bolt (inlet pipe to frame)	1	C1TZ 5A231-A	Clamp
1	E7HZ 5277-A	Bracket (inlet pipe to frame)	1	E4HZ 5290-A	Shield
1	E1HZ 5A231-C	Clamp (inlet pipe to extension)	1	E4HZ 5C264-C	Clamp (shield to muffler)-lower-w/o aero pkg.
1	E5HZ 5A212-A	Extension-straight frame	1	E5HZ 5C264-A	Clamp (shield to muffler)-lower-w/aero pkg.
1	E5HZ 5A212-B	Extension-variable frame	1	E5HZ 5C264-A	Clamp (shield to muffler)-upper
1	E1HZ 5A231-C	Clamp (extension to muffler)	1	E2HZ 5281-A	Insulator (muffler to cab)-upper
1	E8HZ 5230-L	Muffler	1	E2HZ 5277-B	Bracket (bracket to clamp)-upper
1	E7HZ 5A215-B	Strap-(muffler to frame)-variable frame	1	E3HZ 5277-F	Bracket (bracket to cab)-upper
1	E7HZ 5A215-A	Strap (muffler to frame)-straight frame	1	E1HZ 5A231-H	Clamp (outlet pipe to muffler)
4	B9TT 5A291-A	Spring	1	D8HZ 5255-A	Pipe (outlet)-w/o aero pkg.
1	E1HZ 5A231-C	Clamp (muffler to outlet pipe)	1	E5HZ 5255-A	Pipe (outlet)-w/aero pkg.
1	E7HZ 5255-D	Pipe (outlet)-LL-LT-LTS w/o R.H. fuel tank	PARTS LIST NO. 63		
1	E7HZ 5255-C	Pipe (outlet)-LN-LNT-L-LT w/R.H. fuel tank	1	F0HZ 5246-B	Pipe (inlet)-R.H.
1	E1HZ 5A231-C	Clamp (outlet pipe to connector)	1	F0HZ 5246-C	Pipe (inlet)-L.H.
1	D5HZ 5B286-A	Connector	2	E9HZ 5A231-B	Clamp
1	E1HZ 5A231-C	Clamp (connector to outlet pipe)	2	E4HZ 5A231-B	Clamp
1	E2HZ 5255-D	Pipe (outlet)-LN-LNT	2	F0HZ 5230-B	Muffler assy.
1	E7HZ 5255-U	Pipe (outlet)-L-LT Models-R.H. fuel tank	2	F0HZ 5A204-A	Bracket (muffler support)
1	E1HZ 5A231-C	Clamp (outlet pipe to outlet pipe)	4	★ 5A290	Hanger (muffler support)
1	E2HZ 5255-E	Pipe (outlet)-L-LT-LS-LTS w/o R.H. fuel tank	8	B9TT 5A291-A	Spring (muffler support)
1	E2HZ 5C229-A	Shield	2	★ 5255	Pipe (outlet)-serviced in muffler assy. only
1	E2HZ 5260-A	Bracket (outlet pipe to cab)-lower			
8	D3HZ 5281-A	Insulator (outlet pipe to cab)-lower			
2	E3HZ 5C264-C	Clamp (shield to outlet pipe)			
1	E2HZ 5277-N	Bracket (clamp to bracket)-upper			
1	E2HZ 5277-G	Bracket (bracket to cab)-upper			
2	D3HZ 5281-A	Insulator (bracket to cab)-upper			
PARTS LIST NO. 61					
1	E8HZ 5A231-D	Clamp (inlet pipe to engine)			
1	E8HZ 5246-T	Pipe (inlet)			
2	E9HZ 5C264-A	Clamp (shield to inlet pipe)			
1	E9HZ 5C229-A	Shield			
1	E1HZ 5A231-G	Clamp (inlet pipe to inlet pipe)			
1	E8HZ 5246-U	Pipe (inlet)			
1	★ 5A239	U-Bolt (inlet pipe to frame)			
1	E7HZ 5277-A	Bracket (inlet pipe to frame)			

1990/ TRUCK SERIES 600/900

YEAR	MODEL/RESTRICTIONS	PART NUMBER	DESCRIPTION			QTY.
5A300 SPACER (FRONT SPRING TO AXLE)						
90	CF600	E6HZ 5A300-A				2
90	CF700	E6HZ 5A300-B				2
5W302 BOLT (FRONT SPRING CLAMP)						
90	CF600/700	E6HZ 5W302-A				4
5304 SHACKLE KIT (FRONT SPRING)-Also refer to group 5630						
90	C-CT800	C6TZ 5304-B	Front spring-rear			2
Consists of						
1-D0HA 5K316-B		Shackle assy.	1-C6TA 5468-B	Bar	2-72080-S	Cotter pin
2-C7TZ 5348-D		Bushing	2-45315-S2	Nut		
90	F-FT600/800	"From 6/85"	E5HZ 5304-A	Front spring-rear		2
90	L-LN-LNT-LT-LTL-LTS800/900	"From 6/85"				
Consists of						
1-D0HA 5B311-A		Shackle	4-58640-S2	Washer	1-C7TZ 5348-C	Bushing
4-E5HZ 5348-A		Bushing	4-34987-S2	Nut	1-I.S.-5533	
2-E6HZ 5780-A		Pin	4-44877-S2	Washer		
5K307 SPACER (FRONT SPRING SHACKLE)						
90	LS-LTS800/900	F0HZ 5K307-A	.25" frame			2
90	LS-LTS800/900	F0HZ 5K307-B	.31" frame			2
5B309 SPACER (FRONT SPRING BRACKET)						
90	L-LN-LNT-LT800/900 -- with 5/16" frame	(RH) D0HZ 5B309-A	(LH) D0HZ 5B309-B	1/16" thick		1
90	L-LN-LNT-LT800/900 -- with 1/4" frame exc. 236" W/B	(RH) D0HZ 5B309-C	(LH) D0HZ 5B309-D	1/8" thick		1
90	LS-LTS800/900 -- w/.31" frame-52" spg.	(RH) F0HZ 5B309-E	(LH) F0HZ 5B309-D	.06" thick		1
90	LS-LTS800/900 -- w/.25" frame-52" spg.	(RH) F0HZ 5B309-C	(LH) F0HZ 5B309-J	.12" thick		1
90	LS-LTS800/900 -- w/.25" frame-58" spg.	(RH) F0HZ 5B309-A	(LH) F0HZ 5B309-G	.12" thick		1
90	LS-LTS800/900 -- w/.31" frame-58" spg.	(RH) F0HZ 5B309-B	(LH) F0HZ 5B309-H	.06" thick		1
90	F-FT600/900	F0HZ 5B309-K	front			2
		F0HZ 5B309-L	rear			2
90	LT800 -- 236"W/B	D4HZ 5B309-A				2
5310 SPRING ASSY. (FRONT)						

HOW TO FIND A FRONT SPRING PART NUMBER

1. USE THE MODEL APPLICATION CHART

- a. Determine the year and model of the truck. (In addition, it may be necessary to know the number of leaves or the spring identification marking).
- b. Refer to the Model Application Chart (starting on page 3 of this section) to determine the correct service part number.
- d. SPRING RATING

There are two methods of describing spring ratings currently used in the trucking industry. They are (1) rating at the pad, and (2) rating at the ground. Both ratings are expressed in pounds. (Rating at Pad:) This figure represents the amount of weight above the pad which can actually be supported by the springs. This incl. the springs. This incl. the springs, chassis, body, and payload weights. (Rating at Ground:) This figure incl. the rating at pad plus the weight of components between the spring pad and ground. These components incl. axle, brakes, tires and wheels.

1990/
TRUCK SERIES 600/900

MODEL APPLICATION CHART								
YEAR	MODEL / RESTRICTIONS	L V S.	SPRING			FRONT AXLE CAP. (M)	U-BOLT	
			IDENT. NOTE 5	AVG. CAP. AT PAD	PART NUMBER QTY. PER VEHICLE IS TWO		PART NUMBER	QTY.
5310 SPRING ASSY. (FRONT) — Cont'd								
NOTE 5- Refer to T.S.L. Cross Reference Guide for stamping or identification numbers to service numbers. (see page 2)								
90	B600/700	7		3000	E0HZ 5310-D	6M	E1HZ 5455-A	4
		9		4040	E0HZ 5310-B	8M	E1HZ 5455-A	4
		9		4040	E0HZ 5310-B	9M	E1HZ 5455-A	4
90	CF600				E6HZ 5310-A		E6HZ 5455-C	4
90	CF700 -- 6.6L				E6HZ 5310-B		E6HZ 5455-B	4
90	CF700/800				E7HZ 5310-A		E7HZ 5455-B	4
90	C-CT800	7		3100	B7Q 5310-C	7	D0HZ 5455-K	4
		9		4040	B7QH 5310-E	7,9	D3HZ 5455-A	4
						12	D5HZ 5455-B	4
	22m Rear axle	11		5400	D2HZ 5310-A	9	D0HZ 5455-K	2
							D3HZ 5455-A	2
	23m Rear axle						D3HZ 5455-A	4
						12	E0HZ 5455-C	4
		13		7200	B8QH 5310-B	16	D8HZ 5455-A	4
		14		7200	D8HZ 5310-D	18	D8HZ 5455-A	4
90	CL900	3		5400	D8HZ 5310-C	12	D0HZ 5455-D	4
		9		5400	D9HZ 5310-A	12	D0HZ 5455-D	4
		9		6000	D9HZ 5310-B	12	D0HZ 5455-D	4
90	CLT900	3		5400	D8HZ 5310-C	12	E0HZ 5455-B	4
		9		5400	D9HZ 5310-A	12	E0HZ 5455-B	4
		9		6000	D9HZ 5310-B	12	E0HZ 5455-B	4
90	F-FT600/90	7		3000	E0HZ 5310-D	6	E1HZ 5455-A	4
		8		3300	E0HZ 5310-A	7	E7HZ 5455-A	4
		9		4040	E0HZ 5310-B	7	E7HZ 5455-A	4
		9		4040	E0HZ 5310-B	9	E7HZ 5455-A	4
		9		4500	E3HZ 5310-A			
	rear -- w/o shocks					10	D0HZ 5455-C	4
	forward -- w/shocks					10	D0HZ 5455-C	2
	rear -- w/shocks					10	E8HZ 5455-A	2
				5000	E5HZ 5310-A			
	rear -- w/o shocks					11	D0HZ 5455-C	4
	forward -- w/shocks					11	D0HZ 5455-C	2
	rear -- w/shocks					11	E8HZ 5455-A	2
		8		6000	E5HZ 5310-B			
	rear -- w/o shocks					12	D0HZ 5455-C	4
	forward -- w/shocks					12	D0HZ 5455-C	2
	rear -- w/shocks					12	E8HZ 5455-A	2
90	F600(low profile)				F0HZ 5310-B	6M	F0HZ 5455-A	4
					F0HZ 5310-C	7M	F0HZ 5455-A	4
90	L Series	8		4000	D0HZ 5310-G	9	D0HZ 5455-B	4
		8		4000	D0HZ 5310-K	7,9	D0HZ 5455-B	4
	w/shocks -- 52" spgs.	10		5000	E5HZ 5310-D	9	C3TZ 5455-C	2
	w/o shocks					9	D0HZ 5455-B	2
	LS9000					10,11,12	D0HZ 5455-C	4
	exc. LS9000					10,11,12	D0HZ 5455-S	4
	58" spg.							
	w/shocks			5400	F0HZ 5310-A	12	D0HZ 5455-C	4
	w/o shocks	11		5400	E5HZ 5310-E	9	C3TZ 5455-C	2
	LS9000					9	D0HZ 5455-B	2
	exc. LS9000					10,11,12	D0HZ 5455-C	4
	LS9000					10,11,12	D0HZ 5455-S	4
	exc. LS9000	10		6000	D0HZ 5310-A	10,11,12	D0HZ 5455-C	4
						10,11,12	D0HZ 5455-S	4
		10		7200	D5HZ 5310-D	16	D0HZ 5455-G	4
		11		8200	D5HZ 5310-E	18	D0HZ 5455-G	4
		11		9200	D5HZ 5310-F	20	D0HZ 5455-G	4

1990/
TRUCK SERIES 600/900

YEAR	MODEL/RESTRICTIONS	PART NUMBER	DESCRIPTION	QTY.
5B310 SPACER (FRONT SPRING)				
90	CF600/700 -- long overhang frame	E6HZ 5B310-A		2
90	CF600/700 -- exc. long overhang frame	E6HZ 5B310-B		2
5B311 SHACKLE (FRONT SPRING)				
90	CL-CLT900	D8HZ 5B311-A		2
90	CF600/700	E6HZ 5B311-A		2
90	LS-LTS800/900	F0HZ 5B311-A		2

SPRING ASSY.	LEAF NO.	LEAVES	SPRING ASSY.	LEAF NO.	LEAVES
5313 NO. 1 LEAF (FRONT SPRING)-Refer to group 5310 for Model Application. Determine applicable spring assy. part number. Find spring assy. part number below and read across to find part number of leaf desired.					
D0HZ 5310-A	1	D0HZ 5313-A	D8HZ 5310-C	1	Not avail.
	2	D0HZ 5315-A		2	Not avail.
D0HZ 5310-G	1	D0HZ 5313-F	D8HZ 5310-D	1	D8HZ 5313-C
	2	D0HZ 5315-F		2	D8HZ 5315-C
D0HZ 5310-K	1	D0HZ 5313-H	D9HZ 5310-A	1	D8HZ 5313-B
	2	D0HZ 5315-H		2	D8HZ 5315-B
D2HZ 5310-A	1	D2HZ 5313-A	D9HZ 5310-B	1	D8HZ 5313-A
	2	D2HZ 5315-A		2	D8HZ 5315-A
D5HZ 5310-D	1	D5HZ 5313-B	E0HZ 5310-B	1	Not avail.
	2	D5HZ 5315-B		2	Not avail.
D5HZ 5310-E	1	D5HZ 5313-C	E0HZ 5310-D	1	Not avail.
	2	D5HZ 5315-C		2	Not avail.
D5HZ 5310-F	1	D5HZ 5313-C			
	2	D5HZ 5315-C			

YEAR	MODEL/RESTRICTIONS	PART NUMBER	DESCRIPTION	QTY.
5A313 SPACER (FRONT SPRING TO AXLE)				
90	B-600/700 -- "From 3/2/81"	D7TZ 5A313-A	With 11 x 22.5 or 10 x 20 tires	AR
90	B-600/700 -- "From 3/2/81"	E1HZ 5A313-A	W/o 11 x 22.5 or 10 x 20 tires	1
90	C-CT800	C6TZ 5A313-B		2
90	CLT900	E0HZ 5A313-A	1" thick	2
90	F-FT600/900 -- Exc. 9 H/D, 12M frt. axle	D7TZ 5A313-A	with 11 x 22.5 or 10 x 20 tires	2
90	F-FT600/900 -- Exc. 9 H/D, 12M frt. axle	E1HZ 5A313-A	w/o 11 x 22.5 or 10 x 20 tires	1
90	F-FT600/900 -- 9 H/D, 12M front axles	D8HZ 5A313-A	2" thick	2
90	L-LN-LNT-LT-LTL800/900	D8HZ 5A313-A	2" thick	2
90	LTS800/900 -- 9M frt. axle			2
90	LTS800/900 -- 12M frt. axle w/5400 & 6000 frt. spg.			4
90	LS-LTS800/900 -- 16M frt. axle w/7200 frt. spg.	E7HZ 5A313-A	1/2" thick	2
90	LTS900 -- 9M frt. axle	E0HZ 5A313-A	1" thick	2
90	All	C6TZ 5A313-C	TSB-145	AR
5A313 WEDGE ASSY. (FRONT AXLE SPRING SEAT)				
90	CLT900	C7TZ 5A313-A	#C7TA 3012-B	2
90	LN600/700 -- P/S	C3TZ 5A313-E		2
90	L-LN-LNT-LS-LT-LTS800/900 (18M front axle)	C7TZ 5A313-A		2
90	LT-LTL-LNT800/900 -- 12M Front axle	D1HZ 5A313-A	1°	1
90	LT-LTL-LNT800/900 -- 12M Front axle	D1HZ 5A313-B	2°	1

1990/
TRUCK SERIES 600/900

YEAR	MODEL/RESTRICTIONS	PART NUMBER	DESCRIPTION	QTY.
5A313 WEDGE ASSY. (REAR AXLE SPRING SEAT)-Also refer to group 4357				
90	C800-18.5M, 22M Eaton and Rockwell axle	C2TZ 5A313-F	#C2TA 4356-C-7 5/16" long x 3" wide x 25/64"	2
90	CLT900 -- Hendrickson E4-340-380 Susp.	E4HZ 5A313-A		2
90	B-F600/800	E9HZ 5A313-A		2
90	L-LN800/900 -- 17.5M, 18.5M Eaton rear axles	C3TZ 5A313-C	#C2TA 4356-F-7 3/4" long x 3" wide x 1/2" thick	2
90	L-LN800/900 -- 22M, 23M axles	C3TZ 5A313-D	#C3TA 4357-G-1°-13/16" hole x 6 1/4" long x 3" wide x 11/64" thick	2
90	LNT-LT-LTL 900 -- Hendrickson E4-340-380 Susp.	E4HZ 5A313-A		2
5315 Refer to group 5310 for model application. Determine applicable spring assy. part number. Find spring assy part number in group 5313 and read across to find part number of leaf desired.				
5B317 PIN ASSY. (FRONT SPRING BRACKET)-refer to group 5335				
5320 Refer to group 5310 for Model Application. Determine applicable spring assy. part number. Find spring assy. part number in group 5313 and read across to find part number of leaf desired.				
5330 CLAMP (FRONT SPRING)				
90	CF600	E6HZ 5330-A		4
90	CF700	E6HZ 5330-B		2
90	CF700	E6HZ 5330-C		2
5A331 WASHER (FRONT SPRING ADJUSTMENT)-refer to group 5335				
5335-41 BRACKET (FRONT SPRING SHACKLE)				
Spring shackle brackets and related parts are arranged below in parts list form. The parts lists are in order by truck model.				
90	B600/700	E0HZ 5340-A	Bracket-spring front	2
		385288-S2	(BB-321-G) Bolt-spring bracket front	2
		E7HZ 5340-A	Bracket-spring rear	2
		C7TZ 5348-B	Bushing-spring rear	2
		385288-S2	(BB-321-G) Bolt-spring bracket rear	2
90	C800 -- with 9 1/2" frame	C6TZ 5340-A	Bracket-spring front	2
		C7TZ 5348-D	Bushing-spring front	2
		D5HZ 5465-A	Stud-bracket-spring front	2
		B7Q 5335-A	Bracket-spring rear	2
		C7TZ 5348-D	Bushing-spring rear	2
		C6TZ 5304-B	Shackle kit-rear	2
90	CF600/700	E6HZ 5340-A	Bracket-spring front	2
		E6HZ 5340-B	Bracket-shackle	2
		E5HZ 5348-A	Bushing-front spring	2
		E5HZ 5780-B	Pin (bracket front)	4
90	C-CT800 -- exc. 9 1/2" frame	B7Q 5340-A	Bracket-spring front	2
		C7TZ 5348-D	Bushing-spring front	2
		D5HZ 5465-A	Stud-bracket-spring front	2
		B7Q 5335-A	Bracket-spring rear	2
		C7TZ 5348-D	Bushing-spring rear	2
		C6TZ 5304-B	Shackle kit-rear	2

1990/
TRUCK SERIES 600/900

YEAR	MODEL/RESTRICTIONS	PART NUMBER	DESCRIPTION	QTY.		
5335-41	BRACKET (FRONT SPRING SHACKLE) — Cont'd Spring shackle brackets and related parts are arranged below in parts list form. The parts lists are in order by truck model.					
90	CL-CLT900	D8HZ 5B317-A	Pin-bracket front	4		
		D8HZ 5A331-A	Washer-front spring adjustment	4		
		D8HZ 5348-A	Bushing-spring front	2		
		D8HZ 5B317-A	Pin-bracket rear	8		
		D8HZ 5B311-A	Shackle-rear	2		
		D8HZ 5A331-B	Washer-spring adjustment rear	8		
		D8HZ 5340-B	Bracket-spring rear	2		
		D8HZ 5348-A	Bushing-spring rear	2		
90	F600/800 -- 7M,9M front axle frt. axle	E0HZ 5340-A	Bracket-spring front	2		
		C7TZ 5348-B	Bushing-spring front	2		
		385288-S2	(BB-321-G) Bolt-spring bracket front	2		
		E7HZ 5340-A	Bracket-spring rear	2		
90	F-FT600/900 -- 10M,11M,12M Frt. axle	385288-S2	(BB-321-G) Bolt-spring bracket rear	2		
		E3HZ 5340-B	Bracket-spring front	2		
		C7TZ 5348-C	Bushing-spring front	2		
		E5HZ 5780-B	Pin-spring front	2		
		E5HZ 5340-C	Bracket-spring rear	2		
		E5HZ 5348-A	Bushing-spring front bracket	4		
		C7TZ 5348-C	Bushing-spring rear	2		
		E5HZ 5780-A	Pin-bracket rear	2		
90	L-LN-LNT-LT-LTL800/900 -- 6M, 7M, 9M, 12M axle	E5HZ 5304-A	Shackle kit-rear			
		D0HZ 5340-D	R.H.-bracket-spring front	1		
		D0HZ 5340-E	L.H.-bracket-spring front	1		
		C7TZ 5348-C	Bushing-spring front	2		
		E5HZ 5780-A	Pin-bracket front	2		
		E5HZ 5340-A	Bracket-spring rear	2		
		E5HZ 5348-A	Bushing-spring rear bracket	4		
		C7TZ 5348-C	Bushing-spring rear	2		
90	LNT-LT-LTL800/900 -- 16M, 18M axle	E5HZ 5780-A	Pin-bracket rear	2		
		E5HZ 5304-A	Shackle kit-rear	2		
		D2HZ 5340-A	R.H.-bracket-spring front	1		
		D2HZ 5340-B	L.H.-bracket-spring front	1		
		C7TZ 5348-C	Bushing-spring front	2		
		E5HZ 5780-B	Pin-bracket front	2		
		E5HZ 5340-D	Bracket-spring rear w/16M axle	2		
		E5HZ 5348-A	Bushing-spring rear bracket	4		
90	LTS800/900 -- 9M, 12M axle and straight or kickup type frame	E5HZ 5340-B	Bracket-spring rear w/18M axle	2		
		C7TZ 5348-C	Bushing-spring rear	2		
		E5HZ 5780-A	Pin-bracket rear	2		
		E5HZ 5304-A	Shackle kit-rear	2		
		F0HZ 5340-F	R.H.-bracket-spring front	1		
		F0HZ 5340-G	L.H.-bracket-spring front	1		
		C7TZ 5348-C	Bushing-spring front	2		
		E5HZ 5780-B	Pin-bracket front	2		
90	LTS800/900 -- 9M, 12M axle and straight or kickup type frame	E5HZ 5348-A	Bushing-spring rear bracket	4		
		E5HZ 5340-A	Bracket-spring rear	2		
		C7TZ 5348-C	Bushing-spring rear	2		
		E5HZ 5780-A	Pin-bracket rear	2		
		E5HZ 5304-A	Shackle kit-rear	2		

1990/
TRUCK SERIES 600/900

YEAR	MODEL/RESTRICTIONS	PART NUMBER	DESCRIPTION	QTY.
5335-41	BRACKET (FRONT SPRING SHACKLE) — Cont'd Spring shackle brackets and related parts are arranged below in parts list form. The parts lists are in order by truck model.			
90	LS-LTS800/900 -- 9M, 12M, 16M, 18M, 20M axles and variable type frame	F0HZ 5340-F	R.H.-bracket-spring front	1
		F0HZ 5340-G	L.H.-bracket-spring front	1
		C7TZ 5348-C	Bushing-spring front	2
		E5HZ 5780-B	Pin-bracket front	2
		E5HZ 5340-E	R.H.-bracket-spring rear	1
		E5HZ 5340-F	L.H.-bracket-spring rear	1
		E5HZ 5348-A	Bushing-spring rear bracket	4
		C7TZ 5348-C	Bushing-spring rear	2
		E5HZ 5780-A	Pin-spring rear	2
		E5HZ 5304-A	Shackle kit-rear	2
90	LS-LTS800/900 -- 16M, 18M, 20M and straight type frame	F0HZ 5340-F	R.H.-bracket-spring front	1
		F0HZ 5340-G	L.H.-bracket-spring front	1
		C7TZ 5348-C	Bushing-spring front	2
		E5HZ 5780-B	Pin-bracket front	2
		E5HZ 5340-D	Bracket-spring rear (w/o reinforcement)	2
		E5HZ 5340-B	Bracket-spring rear (w/reinforcement)	2
		E5HZ 5348-A	Bushing-spring rear bracket	4
		C7TZ 5348-C	Bushing-spring rear	2
		E5HZ 5780-A	Pin-spring rear	2
		E5HZ 5304-A	Shackle kit-rear	2
90	LS-LTS800/900-12M frt. axle-58" spg	F0HZ 5340-B	R.H.-bracket-spring front	1
		F0HZ 5340-C	L.H.-bracket-spring front	1
		E5HZ 5780-B	Pin-bracket-front	2
		F0HZ 5340-A	Bracket-spring rear	2
		E5HZ 5780-A	Pin-bracket-rear	4
5A336 INSERT (FRONT SPRING)				
90	CF600/800	E7HZ 5A336-A		18
5A341 PIN (FRONT SPRING BRACKET REBOUND)				
90	B-F-FT-LN600/900	C6TZ 5A341-B		2
5A342 INSULATOR ASSY. (FRONT SPRING BRACKET)				
90	B-F-FT-LN600/900	E6HZ 5A342-B	Hyd. brakes	2
90	B-F-FT-LN600/900	E6HZ 5A342-A	Air brakes	2
5345 BOLT (FRONT SPRING TIE)				
90	CF600	E6HZ 5345-A		2
90	CF700	E6HZ 5345-B		2
5348 BUSHING (FRONT SPRING)				
	For model application refer to groups 5335-41	C1TT 5348-A	1" O.D., 3/4" I.D., 2 1/2" Length	
		C7TZ 5348-D	1 1/4" O.D., 1" I.D., 2 31/32" Length	
		C7TZ 5348-C	1 1/4" O.D., 1" I.D., 3 31/32" Length	
		D8HZ 5348-A	1 1/4" O.D. x 1 1/32" I.D. x 3 1/2" long	
5A349 RETAINER (FRONT SPRING MOUNTING)				
90	B700 (7M Axle)	★ D8HZ 5A349-A	R/b D5HZ 3K011-B	4
5C351 PLATE (CAB MOUNTING REAR SPRING SPACER)				
90	CL-CLT900	D8HZ 5C351-A		4
5W351 SPACER (CAB MOUNTING SIDEMEMBER)				
90	CF600/700	E6HZ 5W351-A		2
5W352 BRACKET ASSY. (CAB MOUNTING SIDE)-RIGHT HAND				
90	CF600/700	E6HZ 5W352-A		1
5C353 ADAPTER (TILT CAB BLEEDER PORT)				
90	CL-CLT900	D8HZ 5C353-A		AR
5K353 BUSHING (TORSION BAR)				
90	CF600/700	E6HZ 5K353-A		4
5W353 (BRACKET ASSY. (CAB MOUNTING SIDE)-L.H.				
90	CF600/700	E6HZ 5W353-B		1
5K354 PAD (TORSION BAR PRESSURE)				
90	CF600/800	E6HZ 5K354-A		2
5W354 CYLINDER ASSY. (CAB LOCKING)				
90	CF600/700	E6HZ 5W354-A		2

1990/
TRUCK SERIES 600/900

YEAR	MODEL/RESTRICTIONS	PART NUMBER	DESCRIPTION	QTY.
5C355 SUPPORT (TILT CAB PUMP BRACKET)				
90	CL-CLT900	E1HZ 5C355-A	Upper	1
90	CL-CLT900	E1HZ 5C355-B	Lower	1
5W355 PLATE ASSY. (CAB MOUNTING SIDEMEMBER)				
90	CF600/700	E6HZ 5W355-A		1
5K356 HOOK ASSY. (CAB LOCK)				
90	CF600/700	E6HZ 5K356-A		1
5358 ARM (CAB RETAINING)				
90	C-CT800-diesel	B7TZ 5358-A	Upper	1
		B7TZ 5358-B	Lower	1
90	C800-Gas	D5HZ 5358-B	Upper	1
		D5HZ 5358-A	Lower	1
90	CL-CLT900	E0HZ 5358-A	Fixed mount	1
90	CL-CLT900	E0HZ 5358-B	EZ ride	1
90	C-CT800	359863-S8	(NN-9)-clevis pin (upper arm to body bracket)- 1/2" x 5 13/64"	1
		74016-S7-8	(N-32-F)-pin (lower arm to frame bracket)- 1/2" x 1 15/16"	1
		356460-S8	(XX-369)-washer-spring-1/2"	
		72035-S7-8	(N-51)-cotter pin-1/8" x 1"	
		351453-S8	(XX-186)-washer-flat-1/2"	2
5K358 ARM (CAB LOCK)				
90	CL-CLT900	E0HZ 5K358-A	Fixed mount	1
90	CL-CLT900	E0HZ 5K358-B	EZ ride	1
5359 HOUSING (CAB LOCK)				
90	CF600/700	E6HZ 5359-A		2
5K360 ARM ASSY. (CAB LOCK MAIN)				
90	CF600/700	E6HZ 5K360-B		1
5A361 LIFT ASSY. (CAB TO FRAME)				
90	CL-CLT900	D9HZ 5A361-A	Fixed mount	2
90	CL-CLT900	E0HZ 5A361-A	EZ ride	2
5A362 PUMP ASSY. (CAB TO FRAME LIFT)				
90	CL-CLT900	E5HZ 5A362-A	Manual assist.	1
5B362 BRACKET (CAB REAR SUPPORT)				
90	CL-CLT900	D8HZ 5B362-B		2
5C362 BRACKET (BODY LIFT PUMP)				
90	CL-CLT900	E3HZ 5C362-A		1
5A363 CYLINDER REPAIR KIT (CAB LIFT)				
90	CL-CLT900	D8HZ 5A363-C	For Fixed mount	AR
90	CL-CLT900	D8HZ 5A363-B	For EZ ride	AR
5L365 BRACKET				
90	CF600/700	E6HZ 5L365-A		1
5A366 PUMP REPAIR KIT (CAB LIFT SOFT PARTS)				
90	CL-CLT900	E0HZ 5A366-A	Manual assist.	1
90	CL-CLT900	E0HZ 5A366-B	Air assist.	1
5B366 SPOOL REPAIR KIT (CAB LIFT PUMP)				
90	CL900	E4HZ 5B366-A		1
5A367 BOLT (CAB LIFT CYLINDER LOWER ANCHOR)				
90	CL-CLT900	D8HZ 5A367-A		AR
5L368 BUSHING				
90	CF600/700	E6HZ 5L368-A		1
5A369 RETAINER ASSY. (CAB TILTING SPRING)				
90	C-CT800	C1TT 5A369-C		2
		33850-S7-8	(M-72)-nut (retainer to spring seat)-5/8"-18 Nut (retainer to No. 1 cross member)	2
		34811-S2	(X-71)-lockwasher-5/8"	
		45222-S	(M-175)-nut (retainer to front spring bar or cab counter balance plate or bracket)-5/8"-18	2

JULY, 1989

COPYRIGHT © 1989---

FORD MOTOR
COMPANY

---DEARBORN, MICHIGAN

NEW ISSUE

1990/
TRUCK SERIES 600/900

YEAR	MODEL/RESTRICTIONS	PART NUMBER	DESCRIPTION	QTY.
5L369 SHAFT				
90	CF600/700	E6HZ 5L369-B		2
5B370 BRACKET ASSY. (CAB TO CAB)				
90	CL-CLT900	E5HZ 5B370-A	R.H.	1
90	CL-CLT900	E5HZ 5B370-B	L.H.	1
90	CF600/800	E9HZ 5B370-A	Outer	1
		E9HZ 5B370-B	Inner	1
5K371 INSULATOR (CAB MOUNTING)-FRONT				
90	CF600/800	E7HZ 5K371-A		1
5A372 PIN-CAB FORWARD HINGE				
90	CL-CLT900	D8HZ 5A372-A		2
5A374 MEMBER and STRAINER ASSY. (CAB MOUNTING FRAME REAR)				
90	C-CT800 -- diesel	E1HZ 5A374-A		1
90	C-CT800 -- gas	E1HZ 5A374-B	Sleeper cab	1
90	C-CT800 -- gas	E1HZ 5A374-C	Exc. Sleeper cab	1
5L374 CONTROL ASSY. (CAB LOCK)				
90	CF600/700	E6HZ 5L374-A		1
5A375 KIT (BODY PUMP AIR VALVE-REPAIR)				
90	CL-CLT900	E0HZ 5A375-A		1
5A376 BEAM KIT (CAB LIFT PUMP)				
90	CL-CLT900	E0HZ 5A376-A	Air assist.	1
5K376 POST (CAB MOUNTING)				
90	CF600/800 -- R.H.	E6HZ 5K376-A		1
5A377 HANDLE (CAB LOCK HOOK RELEASE)				
90	CF600/700	E6HZ 5A377-A		1
90	CF600/800	E7HZ 5L384-A		1
90	C-CT600/900	E2HZ 5L384-A	Main	1
		C1TT 5A377-C	Auxiliary	1
5K377 POST (CAB MOUNTING)				
90	CF600/800 -- L.H.	E6HZ 5K377-A		1
5A378 HANDLE ASSY. (CAB LOCK CAMSHAFT CONTROL ARM)				
90	C-CT800	E2HZ 5A378-A		1
90	CL-CLT900	D8HZ 5A378-A		1
5K380 BRACKET (ROD ASSY. SUPPORT)				
90	CF600/700 -- L.H.	E6HZ 5K380-A		2
90	CF600/700 -- R.H.	E6HZ 5K380-B		2
5L382 LOCK ASSY. (CAB SAFETY)				
90	CF600/700	E6HZ 5L382-A		2
5B383 SPRING (CAB MOUNTING COMPRESSING)				
90	CL900	D8HZ 5B383-A		4
5A384 HOUSING ASSY. (CAB LOCK)				
90	C600/700 -- diesel	C2TZ 5A384-A		1
90	CL-CLT900	D8HZ 5A384-C	L.H.	1
90	CL-CLT900	D8HZ 5A384-D	R.H.	1
5B384 BUSHING ASSY. (CAB FORWARD CONTROL ARM)				
90	CL-CLT900	D8HZ 5B384-A		1
5L384 HANDLE (CAB LOCK HOOK RELEASE)-Refer to group 5A377				
5387 BUSHING (CAB TO FRAME SUSPENSION ARM)				
90	CL-CLT900	D8HZ 5387-A		2
5K388 REINFORCEMENT (CAB MOUNTING REAR-INNER)				
90	CL-CLT900	D8HZ 5K388-A		2
5K389 REINFORCEMENT (CAB MOUNTING REAR-OUTER)				
90	CL-CLT900	D8HZ 5K389-AA		2
5K390 REINFORCEMENT (CAB MOUNTING FRONT)				
90	LN-LNT-LT-LTL-LTS900	D7HZ 5K390-A	W/o dual air horns	1
90	LN-LNT-LT-LTL-LTS900	D7HZ 5K390-B	With dual air horns	1
90	CL-CLT900	D8HZ 5K390-A		2
5A391 PISTON (BODY LIFT PUMP)				
90	CL-CLT900	D0HZ 5A391-A		1

1990/
TRUCK SERIES 600/900

YEAR	MODEL/RESTRICTIONS	PART NUMBER	DESCRIPTION	QTY.
	5L391	BUSHING		
90	CF600/700	E6HZ 5L391-A		1
	5L392	LEVER		
90	CF600/700	E6HZ 5L392-A		1
	5L393	PLUNGER (CAB LOCK)		
90	CF600/700	E6HZ 5L393-A		1
	5A397	PLATE (CAB LOCK)		
90	CF600/700	E6HZ 5A397-A		2
90	LNT-LT800/900	E7HZ 5A397-A		2
	5B399	BRACKET ASSY. (CAB MOUNTING LATCH)		
90	CL-CLT900	D8HZ 5B399-A		2
	5B400	ADAPTER (CAB SUSPENSION CONTROL ARM)		
90	CL-CLT900	D8HZ 5B400-A	R.H.	1
90	CL-CLT900	D8HZ 5B400-B	L.H.	1
	5402	ARM ASSY. (CAB TO FRAME SUSPENSION FRONT)		
90	CL-CLT900	E0HZ 5402-A		2
	5B402	BRACKET (CAB SUSPENSION SHOCK ABSORBER TO FRAME)		
90	CL-CLT900	D8HZ 5B402-A	R.H.	1
90	CL-CLT900	D8HZ 5B402-B	L.H.	1
	5B404	BRACKET ASSY. (CAB MOUNTING TO SPRING)		
90	CL-CLT900	D8HZ 5B404-A		2
	5B406	GUSSET (CAB MOUNTING SPRING BRACKET)		
90	CL-CLT900	D8HZ 5B406-A		2
	5K407	SHOCK ABSORBER ASSY. (CAB MOUNTING)		
90	CF600/700	E6HZ 5K407-A		1
	5408	BRACKET ASSY. (CAB TO FRAME SUSPENSION)		
90	CL-CLT900	D8HZ 5408-B	L.H.	1
90	CL-CLT900	D8HZ 5408-C	R.H.	1
	5A408	SLEEVE (CAB LOCK)		
90	CF600/700	E6HZ 5A408-A		2
	5B410	CONTROL ASSY. (CAB LOCK)		
90	CL-CLT900	D8HZ 5B410-E	Upper	1
90	CL-CLT900	D8HZ 5B410-D	Lower	1
	5B410	CONTROL ASSY. (CAB LOCK)		
90	CF600/700	E6HZ 5B410-A		1
	5411	BRACKET (CAB TO FRAME SUSPENSION ARM)		
90	CL-CLT900	D8HZ 5411-B		4
	5C411	CONTROL ASSY. KIT (CAB LOCK)		
90	CL-CLT900	E1HZ 5C411-A	Used to repair D8HZ 5B410-D Control assy.	1
	5B413	RETAINER (CAB SUSPENSION AIR SPRING)		
90	CL-CLT900	D8HZ 5B413-A	Small-front & rear	4
90	CL-CLT900	D8HZ 5B413-B	Large-rear only	2
	5B414	SHIELD (CAB SUSPENSION AIR SPRING HEAT)		
90	CL-CLT900	D8HZ 5B414-A		1
90	CL-CLT900	381738-S	(EE-13) Clamp (shield to pipe)	AR
90	CL-CLT900	D8HZ 5B414-B	Mount flat	1
	5B415	SHIELD (CAB SUSPENSION TILT CYLINDER HEAT)		
90	CL-CLT900	D8HZ 5B415-A	Fits around pipe	1
	5B416	SPACER (CAB SUSPENSION AIR SPRING RETAINER)		
90	CL-CLT900	E0HZ 5B416-A	-3.68" inner diam.	4
	5455	U-BOLT (FRONT SPRING)-Refer to group 5310 for model application		

YEAR	MODEL/RESTRICTIONS	PART NUMBER	DESCRIPTION	QTY.
	5458	PLATE (FRONT SPRING U-BOLT)		
90	B600/700	D2TZ 5458-A	Hyd. brakes	2
		D5TZ 5458-A	Air-brakes	2
90	C800 - - with 9 1/2" frame	D5HZ 5458-C		2
90	CF600/800	D5HZ 5458-A		2

JULY, 1989

COPYRIGHT © 1989-

FORD MOTOR
COMPANY

—DEARBORN, MICHIGAN

NEW ISSUE

1990/
TRUCK SERIES 600/900

YEAR	MODEL/RESTRICTIONS	PART NUMBER	DESCRIPTION	QTY.
5458 PLATE (FRONT SPRING U-BOLT) — Cont'd				
90	CL-CLT900	D8HZ 5458-A		2
90	C-CT800 -- with 9 3/4" frame	D5HZ 5458-D		2
90	F-FT600/900	D2TZ 5458-A	Hyd. brakes -- exc. 9M H/D, 12M frt. axle	2
		D5TZ 5458-A	Air brakes -- exc. 9M H/D, 12M frt. axle	2
		D5HZ 5458-A	9M H/D, 12M frt. axle	2
90	L-LN-LNT-LS-LT-LTL-LTS800/900	D5HZ 5458-A	"From Ser. W40,001"	2
5471 SPRING (CAB COUNTER BALANCE)				
90	C-CT800 -- w/o sleeper	D5HZ 5471-B	21 1/2" long	2
90	C-CT800 -- with sleeper	D5HZ 5471-A	22 1/2" long	2
5472 RETAINER (CAB TILT SPRING)				
90	CL-CLT900	D8HZ 5472-C	Exc. E-Z ride	1
5482 BAR (FRONT STABILIZER)				
90	CF600/700	E6HZ 5482-A		1
5W482 BRACKET (STABILIZER BAR LINK TO FRAME)				
90	CF600/800	E6HZ 5W482-A	Rear	1
90	CF600/800	E6HZ 5W482-B	Front	1
5B484 CLAMP (REAR STABILIZER BAR MOUNTING)				
90	CF600/800	E6HZ 5B484-A		4
5486 BRACKET (STABILIZER BAR)-FRONT				
90	CF600	E6HZ 5486-A		2
90	CF800	E6HZ 5486-B		2
5C486 LINK ASSY. (REAR STABILIZER BAR)				
90	CF600/800	E6HZ 5C486-A		2
5K487 CLAMP (STABILIZER BAR BRACKET)				
90	CF600/800	E6HZ 5K487-A	Rear	1
90	CF600/800	E6HZ 5K487-B	Front	1
5489 LINK ASSY. (FRONT STABILIZER BAR)				
90	CF600/800	E6HZ 5489-A		2
5493 INSULATOR (STABILIZER BAR)				
90	CF600/800	E6HZ 5493-A	Front	1
90	CF600/800	E6HZ 5493-B	Rear	1
5L494 U-BOLT (STABILIZER BAR)				
90	CF600/800	E6HZ 5L494-A		4
5M494 BAR (FRONT STABILIZER KIT)				
90	CF600	E6HZ 5M494-D		1
90	CF700/800	E6HZ 5M494-E		1
5M495 BAR (REAR STABILIZER KIT)				
5B498 BRACKET ASSY. (REAR STABILIZER BAR)				
90	CF700 -- 7.8L-w/stab. bar & air brakes	E7HZ 5B498-B	L.H.	1
		E7HZ 5B498-A	R.H.	1
90	CF600	E7HZ 5B498-D	L.H.	1
		E7HZ 5B498-C	R.H.	1
90	CF700 -- 6.6L-w/stab. bar			1
90	CF700 -- 7.8L-w/stab. bar & hyd. brakes			1
5C499 BRACKET ASSY. (STABILIZER BAR)				
90	CF600	E6HZ 5C499-A		2
90	CF700/800	E6HZ 5C499-B		2
5L499 BRACKET (STABILIZER BAR LINK TO FRAME)-L.H.				
90	CF600/800	E6HZ 5L499-A	Rear	1
90	CF600/800	E6HZ 5L499-B	Front	1

1990/
TRUCK SERIES 600/900

YEAR	MODEL/RESTRICTIONS	PART NUMBER	DESCRIPTION	QTY.
	5A516	Refer to group 5775		
	5W539	SPACER (FORWARD REAR SPRING)		
90	CFT800	E8HZ 5W539-A		4
	5A547	TANDEM SUSPENSION ASSY.-Refer to group 5888		
	5A552	WASHER (REAR SUSPENSION SUPPORT ARM)-also refer to group 5775		
90	All -- with Hendrickson suspension	E4HZ 5A552-A		4
	5A553	SLEEVE (REAR SUSPENSION SUPPORT BEAM)		
90	All -- with Hendrickson susp.	D0HZ 5A553-A		2
	5555	SUPPORT ASSY. (REAR SUSPENSION ARM)		
90	LNT-LT-LTL-LTS900	D7HZ 5555-A	44000, 65000 rear axle -front & rear	2
			58000 rear axle-rear	1
		D7HZ 5555-B	58000 rear axle-front	1
	5A555	INSERT (REAR SPRING FRONT HANGER)		
90	L800/900 -- 146", 158" W/B	C3TZ 5A555-A	For H/D with tractor equipment-use w/aluminum rear spring brackets	2
90	LN800/900 -- 134", 146" W/B			2
	5A558	SEAL (REAR SPRING SEAT OIL)		
90	LNT-LT-LTS800 -- diesel, LNT-LT-LTL-LTS900	★ D0HZ 5A558-A r/bD0HZ 5K670-B	With Hendrickson RT-441, 444 or T-500 susp.	8
	5A559	SPRING (REAR SUSPENSION BEAM GREASE RETAINER)		
90	LNT-LT-LTS800 -- diesel, LNT-LT-LTL-LTS900	★ D0HZ 5A559-A r/bD0HZ 5K670-B	With Hendrickson RT-441, 444 or T-500 susp.	8

5560 SPRING ASSY. (REAR)

1. USE THE REAR SPRING MODEL APPLICATION CHART
 - a. Determine the year and model of the truck.
(In addition, it may be necessary to know the number of leaves, axle capacity, and rear axle type.)
 - b. Refer to the Rear Spring Model Application Chart (starting on page 4 of this section) to determine correct service part number.
 - c. Spring Rating
There are two methods of describing spring ratings currently used in the trucking industry. They are (1) rating at the pad, and (2) rating at the ground. Both ratings are expressed in pounds.
(RATING AT PAD): This figure represents the amount of weight above the pad which can actually be supported by the springs. This incl. the chassis, body and payload weight.
(RATING AT GROUND): This figure incl. the rating at pad plus the weight of components between the spring pad and ground. These components incl. axle, brakes, tires and wheels.

**1990/
TRUCK SERIES 600/900**

MODEL APPLICATION CHART

Refer to group 5563 for available leaves

YEAR	MODEL	L V S.	SPRING			S H O C K S	U-BOLT			
			IDENTIFICATION ▲	Average Capacity At Pad	PART NUMBER MAIN(5560) AUX.(5588)		Axle Cap.	FRONT	Q T Y.	REAR

5560 SPRING ASSY. (REAR)

Notes: ▲ Where two different springs have the same number of leaves, check the stamped number or dimensions (see page 2 or 3) to pick the correct service number.
● -- w/4040 front spring ○ -- w/o 4040 front spring

B SERIES

90	B600/700 -- w/cast spg. brackets	12		6760	C2TZ 5560-A	13,	w/o	○ B3Q 5705-A	2	○ B3Q 5705-A	2						
						15	w/o	● C6TZ 5705-E	2	● C6TZ 5705-E	2						
							w/	○ C6TZ 5705-E	2	○ B3Q 5705-A	2						
							w/	● D8HZ 5705-E	2	● C6TZ 5705-E	2						
90	B600/700 -- w/cast spg. brackets — Cont'd	12		8100	C3TZ 5560-T	15	w/o	○ C6TZ 5705-E	2	○ C6TZ 5705-E	2						
							w/o	● D8HZ 5705-E	2	● D8HZ 5705-E	2						
							w/	○ D8HZ 5705-E	2	○ C6TZ 5705-E	2						
							w/	● D8HZ 5705-E	2	● D8HZ 5705-E	2						
						17.5	w/o	D5TZ 5705-C	2	D5TZ 5705-C	2						
							w/	D1HZ 5705-G	2	D5TZ 5705-C	2						
						18.5	w/o	D1HZ 5705-A	2	D1HZ 5705-A	2						
							w/	D1HZ 5705-B	2	D1HZ 5705-A	2						
						90	B600/700 -- w/cast spg. brackets exc. Dana axle Dana axle exc. Dana axle Dana axle	13		9300	C3TZ 5560-U	15	w/o	C6TZ 5705-E	2	C6TZ 5705-E	2
													w/	D8HZ 5705-E	2	C6TZ 5705-E	2
	w/o	D5TZ 5705-C	2	D5TZ 5705-C	2												
	w/	D1HZ 5705-G	2	D5TZ 5705-C	2												
	w/o	D5TZ 5705-C	2	D5TZ 5705-C	2												
	w/	D5TZ 5705-D	2	D5TZ 5705-C	2												
	w/o	D1HZ 5705-A	2	D1HZ 5705-A	2												
	w/	D1HZ 5705-B	2	D1HZ 5705-A	2												
	14		10400	C3TZ 5560-V	17.5			w/o	D5TZ 5705-C	2	D5TZ 5705-C	2					
	w/	D5TZ 5705-D	2	D5TZ 5705-C	2												
	w/o	D1HZ 5705-G	2	D1HZ 5705-G	2												
	w/	D5TZ 5705-D	2	D1HZ 5705-G	2												
	w/o	D1HZ 5705-A	2	D1HZ 5705-G	2												
90	B600/700 -- w/stamped spg. brackets exc. Dana axle Dana axle exc. Dana axle Dana axle	12		6750	E0HZ 5560-B	13,	w/o	○ B3Q 5705-A	2	○ B3Q 5705-A	2						
						15	w/	● C6TZ 5705-E	2	● C6TZ 5705-E	2						
							w/	○ C6TZ 5705-E	2	○ B3Q 5705-A	2						
							w/	● D8HZ 5705-E	2	● C6TZ 5705-E	2						
		12		8100	E0HZ 5560-C	15	w/o	○ C6TZ 5705-E	2	○ C6TZ 5705-E	2						
							w/o	● D8HZ 5705-E	2	● D8HZ 5705-E	2						
							w/	○ D8HZ 5705-E	2	○ C6TZ 5705-E	2						
							w/	● D8HZ 5705-E	2	● D8HZ 5705-E	2						
						17.5	w/o	D5TZ 5705-C	2	D5TZ 5705-C	2						
							w/	D1HZ 5705-G	2	D5TZ 5705-C	2						
						18.5	w/o	D1HZ 5705-A	2	D1HZ 5705-A	2						
							w/	D1HZ 5705-B	2	D1HZ 5705-A	2						
		13		9300	E0HZ 5560-D	15	w/o	C6TZ 5705-E	2	C6TZ 5705-E	2						
							w/	D8HZ 5705-E	2	C6TZ 5705-E	2						
							w/o	D5TZ 5705-C	2	D5TZ 5705-C	2						
							w/	D1HZ 5705-G	2	D5TZ 5705-C	2						
	w/o					D5TZ 5705-C	2	D5TZ 5705-C	2								
	w/					D5TZ 5705-D	2	D5TZ 5705-C	2								
	w/o					D1HZ 5705-A	2	D1HZ 5705-A	2								
	w/					D1HZ 5705-B	2	D1HZ 5705-A	2								
14		10400	E0HZ 5560-E	17.5	w/o	D5TZ 5705-C	2	D5TZ 5705-C	2								
					w/	D5TZ 5705-D	2	D5TZ 5705-C	2								
					w/o	D1HZ 5705-G	2	D1HZ 5705-G	2								
					w/	D5TZ 5705-D	2	D1HZ 5705-G	2								
					w/o	D1HZ 5705-A	2	D1HZ 5705-G	2								
					w/	D1HZ 5705-B	2	D1HZ 5705-G	2								
					18.5	w/o	D1HZ 5705-A	2	D1HZ 5705-A	2							
					w/	D1HZ 5705-B	2	D1HZ 5705-A	2								

1990/ TRUCK SERIES 600/900

MODEL APPLICATION CHART											
Refer to group 5563 for available leaves											
YEAR	MODEL	L V S.	IDENTIFICATION ▲	SPRING		Axle Cap.	S H O C K S	U-BOLT			
				Average Capacity At Pad	PART NUMBER MAIN(5560) AUX.(5588)			PART NUMBER FOR EATON AXLE	Q T Y.	PART NUMBER FOR ROCKWELL AXLE	Q T Y.
5560	SPRING ASSY. (REAR)										
Notes:		▲ Where two different springs have the same number of leaves, check the stamped number or dimensions (see page 2 or 3) to pick the correct service number. □ exc. low deflection, ■ low deflection ● -- w/4040 front spring ○ -- w/o 4040 front spring									
Note 1-		Use D8HZ 5705-B front and D8HZ 5705-A rear †"Before Ser. EJ5,001" ‡"From Ser. EJ5,001"									

C SERIES														
90	C800			10	5750	B7QH 5560-A	15 w/o 17.5 w/o 18.5 w/o 22 w/o	See next line	4	See next line	4			
				7	2050	B4Q 5588-A		D0HZ 5705-AK		D8HZ 5705-A				
								D0HZ 5705-AK		D0HZ 5705-AA				
								D1HZ 5705-B		Axle not avail.				
											D1HZ 5705-F	D0HZ 5705-AC		
				11	7400	B7QH 5560-C	18.5 w/o 22 w/o	See next line	4	See next line	4			
				7	2050	B4Q 5588-A		D1HZ 5705-C		Axle not avail.				
											D1HZ 5705-D	D0HZ 5705-AD		
				11	7400	B7QH 5560-C	15 w/o 17.5 w/o 18.5 w/o 22 w/o 23 w/o	See next line	4	See next line	4			
				7	2600	B4QH 5588-A		D8HZ 5705-A		D0HZ 5705-F				
			D8HZ 5705-A	D0HZ 5705-AB										
			D1HZ 5705-E	Axle not avail.										
			D1HZ 5705-D	D0HZ 5705-AE										
							D1HZ 5705-D	D1HZ 5705-E						
								See next line						
9	3000	B8QH 5588-A	23 w/o	D1HZ 5705-F	4									
90	CF600 -- stabilizer bar					E6HZ 5560-A E6HZ 5588-C		E6HZ 5705-E	2					
												Fr.	E6HZ 5705-F	2
												Rr.	E6HZ 5705-E	2
													E6HZ 5705-E	2
	-- w/o stab. bar													
90	CF700 -- 6.6L-w/stab. bar					E6HZ 5560-B E6HZ 5588-A		E7HZ 5705-A	2					
												Fr.	E7HZ 5705-B	2
												Rr.	E7HZ 5705-A	2
													E7HZ 5705-A	2
	w/o stab. bar													
90	CF700 -- 7.8L-w/stab. bar & hyd. brks.					E7HZ 5560-A E7HZ 5588-A		E6HZ 5705-B	2					
												Fr.	E6HZ 5705-C	2
												Rr.	E6HZ 5705-B	2
													E6HZ 5705-B	2
	w/stab. bar & air brks.													
90	CF700 -- 7.8L-w/o stab. bar					E7HZ 5560-A E7HZ 5588-A		E6HZ 5705-B	2					
												Fr.	E6HZ 5705-B	2
												Rr.		
90	CF800					E7HZ 5560-A E7HZ 5588-C		E7HZ 5705-A	2					
												Fr.	E7HZ 5705-B	2
												Rr.		

1990/ TRUCK SERIES 600/900

MODEL APPLICATION CHART

Refer to group 5563 for available leaves

YEAR	MODEL	L V S.	SPRING				S H O C K S	U-BOLT			
			IDENTIFICATION ▲	Average Capacity At Pad	PART NUMBER MAIN(5560) AUX.(5588)	Axle Cap.		PART NUMBER FOR EATON AXLE	Q T Y.	PART NUMBER FOR ROCKWELL AXLE	Q T Y.

5560 SPRING ASSY. (REAR) — Cont'd

Notes: ▲ Where two different springs have the same number of leaves, check the stamped number or dimensions (see page 2 or 3) to pick the correct service number.
● -- w/4040 front spring ○ -- w/o 4040 front spring

Note 1- Use D8HZ 5705-B front and D8HZ 5705-A rear †"Before Ser. EJ5,001" ‡"From Ser. EJ5,001"

C SERIES

90	CFT800	8			E4HZ 5560-B			E8HZ 5705-B	4	E8HZ 5705-B	4
90	CL-900	13		10500	□ D3TZ 5560-K	23		D1HZ 5705-C	4	D1HZ 5705-C	4
		13		10500	■ D3HZ 5560-A	23		D1HZ 5705-C	4	D1HZ 5705-C	4
				2250	D1TZ 5588-A	23		D1HZ 5705-E	4	D1HZ 5705-B	4
90	CLT900 -- Hendrickson steel Susp.	9			D8HZ 5560-D			D8HZ 5705-C	8	D8HZ 5705-C	8
		10		16700	D8HZ 5560-C			C5TZ 5705-A	2	C5TZ 5705-A	2
		12		15,500	D8HZ 5560-G						
		13		17,500	D8HZ 5560-H						
90	CLT900 -- Hendrickson E4-360 Hendrickson E4-400	8		7500	E4HZ 5560-A			E9HZ 5705-A	8	E9HZ 5705-A	8
		8		8100	E4HZ 5560-B			E9HZ 5705-A	8	E9HZ 5705-A	8
90	CLT900 -- Hendrickson air supp.							E9HZ 5705-B	8	E9HZ 5705-B	8

CT SERIES

90	CT800 -- steel susp.										
		12		15500	C5TZ 5560-M	32		C5TZ 5705-A	4	Axle not avail.	
		12		15500	C5TZ 5560-M	34		C5TZ 5705-A	4	C5TZ 5705-A	4
	10		16700	C6TZ 5560-V	38		353834-S (BB-279)	8	353834-S (BB-279)	8	
	10		16700	D5HZ 5560-A	38		353834-S BB-279	8	353834-S BB-279	8	
	-- extended leaf susp.	12		15500	C6TZ 5560-D	32		C5TZ 5705-A	4	Axle not avail.	
12			15500	C6TZ 5560-D	34		C5TZ 5705-A	4	C5TZ 5705-A	4	

1990/
TRUCK SERIES 600/900

MODEL APPLICATION CHART

Refer to group 5563 for available leaves

YEAR	MODEL	L V S.	IDENTIFICATION ▲	SPRING		Axle Cap.	S H O C K S	U-BOLT			
				Average Capacity At Pad	PART NUMBER MAIN(5560) AUX.(5588)			FRONT		Q T Y.	REAR

5560 SPRING ASSY. (REAR)

Notes: ▲ Where two different springs have the same number of leaves, check the stamped number or dimensions (see page 2 or 3) to pick the correct service number.

● -- w/4040 front spring ○ -- w/o 4040 front spring

F SERIES

90	F-FT600/900 -- w/o aux. spg. -- w/cast spg. brackets	12		6760	C2TZ 5560-A	13, 15	w/o	○ B3Q 5705-A	2	○ B3Q 5705-A	2			
							w/o	● C6TZ 5705-E	2	● C6TZ 5705-E	2			
		12		8100	C3TZ 5560-T	15	w/o	○ C6TZ 5705-E	2	○ C6TZ 5705-E	2			
							w/o	● D8HZ 5705-E	2	● D8HZ 5705-E	2			
							w/	○ D8HZ 5705-E	2	○ C6TZ 5705-E	2			
							w/	● D8HZ 5705-E	2	● D8HZ 5705-E	2			
							17.5	w/o	D5TZ 5705-C	2	D5TZ 5705-C	2		
							18.5	w/	D1HZ 5705-G	2	D5TZ 5705-C	2		
		13	exc. Dana axle Dana axle		9300	C3TZ 5560-U	15	w/o	C6TZ 5705-E	2	C6TZ 5705-E	2		
								w/	D8HZ 5705-E	2	C6TZ 5705-E	2		
17.5	w/o							D5TZ 5705-C	2	D5TZ 5705-C	2			
w/	D1HZ 5705-G							2	D5TZ 5705-C	2				
14	exc. Dana axle Dana axle		10400	C3TZ 5560-V	17.5	w/o	D5TZ 5705-C	2	D5TZ 5705-C	2				
						w/	D5TZ 5705-D	2	D5TZ 5705-C	2				
						w/o	D1HZ 5705-G	2	D1HZ 5705-G	2				
						w/	D5TZ 5705-D	2	D1HZ 5705-G	2				
13		10500	D3HZ 5560-A	22	w/o	D1HZ 5705-B	2	D1HZ 5705-B	2					
					w/o	D1HZ 5705-C	2	D1HZ 5705-C	2					
					23	w/o	D1HZ 5705-F	2	D1HZ 5705-F	2				
					w/	D5TZ 5705-A	2	D5TZ 5705-C	2					
90	F600-Low profile			6750 1800	F0HZ 5560-D F0HZ 5588-A				D5TZ 5705-A	2	D5TZ 5705-C	2		
90	F600/800 -- w/o aux. spg -- w/stamped spg. brackets	12		6760	E0HZ 5560-B	13, 15	w/o	○ B3Q 5705-A	2	○ B3Q 5705-A	2			
							w/o	● C6TZ 5705-E	2	● C6TZ 5705-E	2			
		12		8100	E0HZ 5560-C	15	w/	○ C6TZ 5705-E	2	○ B3Q 5705-A	2			
							w/	● D8HZ 5705-E	2	● C6TZ 5705-E	2			
							w/	○ D8HZ 5705-E	2	○ C6TZ 5705-E	2			
							w/	● D8HZ 5705-E	2	● D8HZ 5705-E	2			
							17.5	w/o	D5TZ 5705-C	2	D5TZ 5705-C	2		
							18.5	w/	D1HZ 5705-G	2	D5TZ 5705-C	2		
		12						w/o	D1HZ 5705-A	2	D1HZ 5705-A	2		
								w/	D1HZ 5705-B	2	D1HZ 5705-A	2		

1990/
TRUCK SERIES 600/900

MODEL APPLICATION CHART

Refer to group 5563 for available leaves

YEAR	MODEL	L V S.	SPRING			Axle Cap.	S H O C K S	U-BOLT		
			IDENTIFICATION ▲	Average Capacity At Pad	PART NUMBER MAIN(5560) AUX.(5588)			FRONT	Q T Y.	REAR

5560 SPRING ASSY. (REAR) — Cont'd

Notes: ▲ Where two different springs have the same number of leaves, check the stamped number or dimensions (see page 2 or 3) to pick the correct service number.
● -- w/4040 front spring ○ -- w/o 4040 front spring

F SERIES

90	F600/800 -- w/o aux. spg. -- w/stamped spg. brkts. exc. Dana axle Dana axle	13	▲	9300	E0HZ 5560-D	15	w/o	C6TZ 5705-E	2	C6TZ 5705-E	2	
							w/	D8HZ 5705-E	2	C6TZ 5705-E	2	
							w/o	D5TZ 5705-C	2	D5TZ 5705-C	2	
							w/	D1HZ 5705-G	2	D5TZ 5705-C	2	
							w/o	D5TZ 5705-C	2	D5TZ 5705-C	2	
							w/	D5TZ 5705-D	2	D5TZ 5705-C	2	
							17.5	w/o	D1HZ 5705-A	2	D1HZ 5705-A	2
		14	▲	10400	E0HZ 5560-E	17.5	w/o	D5TZ 5705-C	2	D5TZ 5705-C	2	
							w/	D5TZ 5705-D	2	D5TZ 5705-C	2	
							w/o	D1HZ 5705-G	2	D1HZ 5705-G	2	
							w/	D5TZ 5705-D	2	D1HZ 5705-G	2	
							w/o	D1HZ 5705-A	2	D1HZ 5705-A	2	
							18.5	w/o	D1HZ 5705-A	2	D1HZ 5705-A	2
							90	F-FT600/900 -- w/Aux. spg. & cast spg. brackets exc. Dana axle Dana axle exc. Dana axle Dana axle	12	1	6760 2250	C2TZ 5560-A D1TZ 5588-A
w/	○ D8HZ 5705-E	2	○ D8HZ 5705-E	2								
w/o	○ E0HZ 5705-A	2	○ D8HZ 5705-E	2								
w/	● E0HZ 5705-A	2	● E0HZ 5705-A	2								
w/o	● E0HZ 5705-B	2	● E0HZ 5705-A	2								
12	w/o	○ D8HZ 5705-E	2	○ D8HZ 5705-E	2							
12	1	8100 2250	C3TZ 5560-T D1TZ 5588-A	13, 15	w/	○ E0HZ 5705-A			2	○ D8HZ 5705-E	2	
					w/o	● E0HZ 5705-A			2	● E0HZ 5705-A	2	
					w/	● E0HZ 5705-B			2	● E0HZ 5705-A	2	
					w/o	D1HZ 5705-G			2	D1HZ 5705-G	2	
					w/	D5TZ 5705-B			2	D1HZ 5705-G	2	
					17.5	w/o			D1HZ 5705-B	2	D1HZ 5705-B	2
13	1	9300 2250	C3TZ 5560-U D1TZ 5588-A	15	w/o	See next line			2	See next line	2	
					w/	D8HZ 5705-E			2	E0HZ 5705-A	2	
					w/o	B3Q 5705-B	2	E0HZ 5705-A	2			
					w/	D5TZ 5705-D	2	D5TZ 5705-D	2			
					w/o	D5TZ 5705-B	2	D5TZ 5705-D	2			
					17.5	w/	D5TZ 5705-B	2	D5TZ 5705-D	2		
14	1	10400 2250	C3TZ 5560-V D1TZ 5588-A	17.5	w/o	See next line	2	See next line	2			
					w/	D5TZ 5705-D	2	D5TZ 5705-D	2			
					w/o	D5TZ 5705-B	2	D5TZ 5705-D	2			
					w/	D5TZ 5705-E	2	D5TZ 5705-D	2			
					w/o	D1HZ 5705-C	2	D1HZ 5705-C	2			
					18.5	w/	D1HZ 5705-C	2	D1HZ 5705-C	2		
13	1	10500 2250	D3HZ 5560-A D1TZ 5588-A	22	w/o	See next line	2	See next line	2			
					w/	D1HZ 5705-C	2	D1HZ 5705-C	2			
					w/o	D1HZ 5705-C	2	D1HZ 5705-C	2			
					23	w/	D1HZ 5705-F	2	D1HZ 5705-F	2		

1990/
TRUCK SERIES 600/900

MODEL APPLICATION CHART

Refer to group 5563 for available leaves

YEAR	MODEL	SPRING				Axle Cap.	S H O C K S	U-BOLT			
		L V S.	IDENTIFICATION ▲	Average Capacity At Pad	PART NUMBER MAIN(5560) AUX.(5588)			FRONT	Q T Y.	REAR	Q T Y.

5560 SPRING ASSY. (REAR) — Cont'd

Notes: ▲ Where two different springs have the same number of leaves, check the stamped number or dimensions (see page 2 or 3) to pick the correct service number.

● -- w/4040 front spring ○ -- w/o 4040 front spring

F SERIES

90	F-FT600/900 -- w/Aux. spg. & stamped spg. brackets	12	1	6750	E0HZ 5560-B	13,	w/o	See next line	See next line	2	2						
				2250	D1TZ 5588-A			15	○ D8HZ 5705-E			○ D8HZ 5705-E					
		exc. Dana axle Dana axle	12	1	8100	E0HZ 5560-C	13,	w/o	See next line	See next line	2	2					
					2150	D1TZ 5588-A			15	○ D8HZ 5705-E			○ D8HZ 5705-E				
			exc. Dana axle Dana axle	13	1	9300	E0HZ 5560-D	15	w/o	See next line	See next line	2	2				
														2250	D1TZ 5588-A	17.5	B3Q 5705-B
	22													w/o	D5TZ 5705-D	D5TZ 5705-D	
															D5TZ 5705-B	D5TZ 5705-D	
	14	1	10400	E0HZ 5560-E	17.5	w/o	D5TZ 5705-D	D5TZ 5705-D	2	2							
											2250	D1TZ 5588-A	18.5	D1HZ 5705-B	D1HZ 5705-B		
	22	w/o	D1HZ 5705-C	D1HZ 5705-C													
			D1HZ 5705-B	D1HZ 5705-B													

MODEL APPLICATION CHART

Refer to group 5563 for available leaves

YEAR	MODEL	SPRING				Axle Cap.	S H O C K S	U-BOLT			
		L V S.	IDENTIFICATION ▲	Average Capacity At Pad	PART NUMBER MAIN(5560) AUX.(5588)			PART NUMBER FOR EATON AXLE	Q T Y.	PART NUMBER FOR ROCKWELL AXLE	Q T Y.

5560 SPRING ASSY. (REAR)

Notes: ▲ Where two different springs have the same number of leaves, check the stamped number or dimensions (see page 2 or 3) to pick the correct service number.

● -- w/4040 front spring ○ -- w/o 4040 front spring

L-LL-LN-LS SERIES

90	L-LL-LN-LS800/900 -- w/o aux. spring	12		8100	C3TZ 5560-T	17.5	18.5	D0HZ 5705-S	4	D5TZ 5705-A	4		
									D1HZ 5705-A	4	Axle not avail.		
		13		9300	C3TZ 5560-U	17.5	18.5	D0HZ 5705-S	4	D5TZ 5705-A	4	Axle not avail.	4
								D1HZ 5705-A	4	Axle not avail.			
								D1HZ 5705-B	4	D0HZ 5705-T	4		
								D1HZ 5705-C	4	D1HZ 5705-A	4		

1990/
TRUCK SERIES 600/900

MODEL APPLICATION CHART

Refer to group 5563 for available leaves

YEAR	MODEL	SPRING				Axle Cap.	S H O C K S	U-BOLT			
		L V S.	IDENTIFICATION ▲	Average Capacity At Pad	PART NUMBER MAIN(5560) AUX.(5588)			PART NUMBER FOR EATON AXLE	Q T Y.	PART NUMBER FOR ROCKWELL AXLE	Q T Y.

5560 SPRING ASSY. (REAR) — Cont'd

Notes:
▲ Where two different springs have the same number of leaves, check the stamped number or dimensions (see page 2 or 3) to pick the correct service number.
● -- w/4040 front spring ○ -- w/o 4040 front spring

L-LL-LN-LS SERIES

90	L-LL-LN-LS800/900 -- w/aux. spring	13		10500	D3HZ 5560-A	18.5	D1HZ 5705-A	4	Axle not avail.			
						22	D1HZ 5705-C	4	D1HZ 5705-B	4		
						23	D1HZ 5705-E	4	D1HZ 5705-B	4		
		14		10400	C3TZ 5560-V	17.5	D0HZ 5705-S	4	D5TZ 5705-A	4		
						18.5	D1HZ 5705-A	4	Axle not avail.			
						22	D1HZ 5705-C	4	D0HZ 5705-T	4		
		23							D1HZ 5705-C	4	D1HZ 5705-A	4
		23							D1HZ 5705-E	4	D1HZ 5705-B	4
		12	1		8100 2250	C3TZ 5560-T D1TZ 5588-A	17.5 18.5		See next line		See next line	
									D5TZ 5705-C	4	D5TZ 5705-C	4
		18.5							D1HZ 5705-B	4	Axle not avail.	
									D1HZ 5705-B	4	Axle not avail.	
22			9300 2250	C3TZ 5560-U D1TZ 5588-A	17.5 18.5		See next line		See next line			
							D5TZ 5705-C	4	D5TZ 5705-C	4		
18.5							D1HZ 5705-B	4	Axle not avail.			
							D1HZ 5705-E	4	D0HZ 5705-U	4		
23							D1HZ 5705-E	4	D1HZ 5705-B	4		
							23	D1HZ 5705-E	4	D1HZ 5705-B	4	
13	1		10500 2250	D3HZ 5560-A D1TZ 5588-A	18.5 22		See next line		See next line			
							D1HZ 5705-C	4	Axle not avail.			
22							D1HZ 5705-E	4	D1HZ 5705-C	4		
							23	D1HZ 5705-F	4	D1HZ 5705-C	4	
14	1		10400	C3TZ 5560-V D1TZ 5588-A	17.5 18.5		See next line		See next line			
							D1HZ 5705-G	4	D5TZ 5705-D	4		
18.5							D1HZ 5705-B	4	Axle not avail.			
							D1HZ 5705-F	4	D0HZ 5705-M	4		
23							D1HZ 5705-F	4	D1HZ 5705-C	4		
							23	D1HZ 5705-F	4	D1HZ 5705-C	4	
15	1		13000 2250	C3TZ 5560-D D1TZ 5588-A	22		See next line		See next line			
							D1HZ 5705-F	4	D0HZ 5705-C	4		
23							D1HZ 5705-F	4	D1HZ 5705-C	4		
							23	D1HZ 5705-F	4	D1HZ 5705-C	4	

LNT-LT-LTL-LTS SERIES

90	LNT-LT-LTL-LTS800/900 -- steel susp.																		
											12	15500	C5TZ 5560-M	32	C5TZ 5705-A	4	Axle not avail.		
											12	15500	C5TZ 5560-M	34	C5TZ 5705-A	4	C5TZ 5705-A	4	
											12	16700	D0HZ 5560-A	38	D0HZ 5887-A	8	D0HZ 5887-A	8	
											12	16700	D0HZ 5560-A	44	D0HZ 5887-A	8	D0HZ 5887-A	8	
	-- extended leaf susp.																		
												12	15500	C6TZ 5560-D	32	C5TZ 5705-A	4	Axle not avail.	
												12	15500	C6TZ 5560-D	34	C5TZ 5705-A	4	C5TZ 5705-A	4
												12	15500	C6TZ 5560-D	38	C5TZ 5705-A	4	C5TZ 5705-A	4
												12	15500	C6TZ 5560-D	38	C5TZ 5705-A	4	C5TZ 5705-A	4
90	LNT-LT-LTL-LTS900 -- Hendrickson E4-360 Hendrickson E4-400	8		7500	E4HZ 5560-A					E9HZ 5705-A	8	E9HZ 5705-A	A						
														8	8100	E4HZ 5560-B		E9HZ 5705-A	8
90	LNT-LT-LTL-LTS900 -- Hendrickson air susp.									E9HZ 5705-B	8	E9HZ 5705-B	8						

1990/ TRUCK SERIES 600/900

SPRING ASSY.	LEAF NO.	LEAVES	SPRING ASSY.	LEAF NO.	LEAVES
5563	NO. 1 LEAF ASSY. (REAR)-Refer to group 5560 for Model Application. Determine applicable Spring Assy. part number. Find Spring Assy. part number below and read across to find part number of leaf desired.				
● Radius eye leaves and bushing assy.					
B7QH 5560-A	1	B7Q 5563-A	D3HZ 5560-A	1	D3HZ 5563-A
	2	B7Q 5565-A		2	D3HZ 5565-A
C2TZ 5560-A	1	C2TZ 5563-A		12	●C2TZ 5930-A
	2	C2TZ 5565-A	D8HZ 5560-G	All	Not avail.
	11	●C2TZ 5930-A	E0HZ 5560-B	All	Not avail.
C3TZ 5560-T	1	C3TZ 5563-F	E0HZ 5560-C	All	Not avail.
	2	C3TZ 5565-C	E0HZ 5560-D	All	Not avail.
	11	●C3TZ 5930-A	E0HZ 5560-E	All	Not avail.
C3TZ 5560-U	1	C3TZ 5563-G	E4HZ 5560-A	1	E4HZ 5564-A
	2	C3TZ 5565-D		2	E4HZ 5565-A
	3	C3TZ 5566-B		3	E4HZ 5566-A
	12	●C3TZ 5930-A		4	E4HZ 5567-A
C3TZ 5560-V	1	C3TZ 5563-H		5	E4HZ 5568-A
	2	C3TZ 5565-E		6	E4HZ 5569-A
	3	C3TZ 5566-A		7	E4HZ 5570-A
	13	●C3TZ 5930-A		8	E4HZ 5571-A
C5TZ 5560-M	1	C5TZ 5563-N		9	E4HZ 5572-A
	2	C5TZ 5565-M	E4HZ 5560-B	1	E4HZ 5564-B
C6TZ 5560-V	1	C6TZ 5563-U		2	E4HZ 5565-B
	2	C6TZ 5565-M		3	E4HZ 5566-B
D0HZ 5560-A	1	D0HZ 5563-A		4	E4HZ 5567-B
	2	D0HZ 5565-A		5	E4HZ 5568-B
	15	●C2TZ 5930-A		6	E4HZ 5569-B
D3TZ 5560-K	1	D3TZ 5563-K		7	E4HZ 5570-B
	2	C3TZ 5565-B		8	E4HZ 5571-B
	12	●C2TZ 5930-A		9	E4HZ 5572-B

YEAR	MODEL/RESTRICTIONS	PART NUMBER	DESCRIPTION	QTY.
5565-6	Refer to group 5560 for Model Application. Determine applicable spring assy. part number. Find spring assy. part number in group 5563 and read across to find part number of leaf desired.			
5A565	SPACER (REAR SUSP.)			
90	CFT800	E8HZ 5A565-A		2

1990/
TRUCK SERIES 600/900

YEAR	MODEL/RESTRICTIONS	PART NUMBER	DESCRIPTION	QTY.
5A606 BOLT (REAR SUSPENSION SUPPORT BEAM BAR)-also refer to group 5775				
90	CL-CLT900	D8HZ 5A606-B		2
90	CL-LNT-LT-LTL900 -- use with E4 susp.	E4HZ 5A606-A		2
5608 BRACKET (REAR SUSPENSION AIR SPRING)				
90	L Series	F0HZ 5608-A		1
5A608 NUT ASSY. (REAR SUSPENSION SUPPORT BEAM)				
90	LNT-LT-LTL900 -- Reyco suspension	D0HZ 5A608-A		2
90	CL-CLT900	★ D8HZ 5A608-B	R/b D0HZ 5886-A	2
5A611 BOLT (REAR SUSPENSION BAR CLAMP)				
90	CLT900	D8HZ 5A611-C		8
5A612 STUD (REAR SUSPENSION SUPPORT BEAM) - Refer to group 5888				
5A615 NUT (REAR SUSPENSION BAR CLAMP BOLT)-Also refer to group 5A879				
90	LNT-LT-LTS800 -- diesel, LNT-LT-LTS900-Hendrickson RT-441, 444, T-500 susp.	D0HZ 5A615-A	1 3/8"-18	8
5A646 ADAPTER ASSY. (REAR SUPPORT BEAM END BUSHING)-Also refer to group 5889				
90	LNT-LT-LTL-LTS900 -- Neway susp.	E6HZ 5A646-A	Front	4
		D2HZ 5A646-A	Rear	4
5A664 ROD ASSY (REAR SPRING LEVELING VALVE ARM)				
90	All -- w/Hendrickson air susp.	E9HZ 5A664-A		1
5K670 RETAINER (REAR SUSPENSION REAR BRACKET GREASE)				
90	LNT-LT-LTS800 -- diesel, LNT-LT-LTL-LTS900 -- Hendrickson RT-441, 444 or T-500 susp.	D0HZ 5K670-B		8
5K672 BRACKET (REAR SPRING CLIP)-Refer to group 5775				
5K678 BLOCK (REAR SUSP. ALIGNMENT)				
90	LT-LNT-LTL-LTS900 -- Neway susp.	E6HZ 5K678-A		4
5A688 BRACKET (REAR SUSPENSION LEVEL)				
90	L Series	F0HZ 5A688-A		1
5A690 LINK ASSY. (REAR SUSPENSION LEVELER VALVE ACTUATOR)				
90	LN-LNT-LTL900 -- Neway susp.	E8HZ 5A690-A		2
5A691 BRACKET (REAR SUSPENSION LEVELER VALVE ACTUATOR)				
90	LN-LNT-LTL900 -- Neway susp.	D4HZ 5A691-A		1
5A697 SPACER (REAR SUSPENSION CENTER BUSHING)				
90	LNT-LT-LTL900 -- Neway susp.	★ D2HZ 5A697-A	#D4HA 5A697-AA	8
5700 BRACKET (AUXILIARY SPRING)				
90	C800	B8QH 5700-A	21.75 sect. mod. frame	4
90	C800	E0HZ 5700-A	Exc. 21.75 sect. mod frame	2
			Exc. 21.75 sect. mode frame-rear	2
90	C800	E6HZ 5700-A	Exc. 21.75 sect. mode frame-front	2
90	CF600/800	E7HZ 5700-A		4
90	CL900	D8HZ 5700-A		4
90	LL-LS9000			4
90	B-LN600/700	E0HZ 5700-A		4
90	F600/800 (exc. 23M rear axle)			4
90	L-LN800/900	D8HZ 5700-A		4
5702 BOLT (AUXILIARY SPRING TIE)				
90	CF700	E6HZ 5702-A	Use with E6HZ 5588-A	2
5703 CLAMP (AUXILIARY SPRING)				
90	CF600/800	E6HZ 5703-A		1
90	CF600	E6HZ 5703-B		1
90	CF700/800	E6HZ 5703-C		1
90	F600/700	★ TUAA 5703-A		2

1990/
TRUCK SERIES 600/900

5705 U BOLT (REAR SPRING)-For model application refer to group 5560 Rear Spring and U-Bolt chart



A B C			THREAD SIZE	PART NUMBER	A B C	THREAD SIZE	PART NUMBER	
3 1/32"	14 3/16"	3 9/16"	3/4"-16	C6TZ 5705-E	3 1/32"	18 1/2"	3 3/4"	D5TZ 5705-B
3 1/32"	14 1/2"	4 3/4"	3/4"-16	D5TZ 5705-A	3 1/32"	19 1/2"	3 3/4"	D5TZ 5705-E
3 1/32"	15"	3 13/16"	3/4"-16	D8HZ 5705-B	3 1/16	16	3 3/4	D1HZ 5705-A
3 1/32	15 3/16	3 9/16	3/4-16	D8HZ 5705-E	3 1/16	16 1/2	4 3/4	D1HZ 5705-G
3 1/32"	15 1/2"	3 3/4"	3/4"-16	D5TZ 5705-C	3 1/16	17	3 3/4	D1HZ 5705-B
3 1/32	16	3 13/16	3/4-16	E0HZ 5705-C	3 1/16	17	3 9/16	★D0HZ 5705-D
3 1/32	16 3/16	3 9/16	3/4-16	E0HZ 5705-A	3 1/16	18	3 3/4	D1HZ 5705-C
3 1/32"	16 1/2"	3 13/16"	3/4-16	D8HZ 5705-A	3 1/16"	18 1/2"	3 1/2"	D0HZ 5705-F
3 1/32	17 3/16	3 9/16	3/4-16	E0HZ 5705-B	3 1/16	20	3 3/4	D1HZ 5705-F
3 1/32"	17 1/2"	3 3/4"	3/4"-16	D5TZ 5705-D	3 1/16	19	3 3/4	D1HZ 5705-E

YEAR	MODEL/RESTRICTIONS	PART NUMBER	DESCRIPTION	QTY.
5708	PLATE (REAR SPRING U-BOLT)-Also refer to group 5888-9			

B SERIES				
90	B600/700 -- 13M, 15M axles	D2TZ 5708-A	6 9/64" long x 7 1/16" thick x 3" wide	2
90	B600/700 -- 17.5M axles	D5TZ 5708-A	5 3/4" long x 5/8" thick x 2 3/4" wide	2
90	B700/800 -- 18.5M, 22M axles	D8HZ 5708-B	7 1/8" long x 53/64" thick x 3" wide	2

CF SERIES				
90	CF-CFT600/800	E4HZ 5708-A		4

CL-CLT SERIES				
90	CL-CLT900	D8HZ 5708-A	Reyco susp.	4
90	CL-CLT900	D8HZ 5708-B	Hendrickson susp.-exc. E4 & air susp.	2
90	CL Series -- w/Hendrickson E4 & air susp.	E9HZ 5708-A		4

C-CT SERIES				
90	C800 -- Eaton 18.5M, 22M, 23M axles	D8HZ 5708-B	7 1/8" long x 53/64" thick x 3" wide	2
90	CT800	C3TZ 5708-D	Spacer-rear spring-"U" bolt-8 11/16" long x 2" thick x 3 7/8" wide	2

F SERIES				
90	F600/800 -- 13M, 15M axles	D2TZ 5708-A	6 9/64" long x 7/16" thick x 3" wide	2
90	F600/800 -- 17.5M axles	D5TZ 5708-A	5 3/4" long x 5/8" thick x 2 3/4" wide	2
90	F700 -- 18.5M, 22M axles	D8HZ 5708-B	7 1/8" long x 53/64" thick x 3" wide	2

L-LN-LNT-LT-LTS SERIES				
90	L-LL-LN-LS800/900	D8HZ 5708-B	7 1/8" long x 53/64" thick x 3" wide	2
90	LNT-LT-LTL-LTS800/900 -- Hendrickson RU & RUE-340 susp.	C5TZ 5708-A	Spacer-rear spring-"U" bolt-8 1/4" long x 1" thick x 4 1/8" wide	1
90	LNT-LTLTL-LTS800/900 -- Hendrickson RT-381-441-444 susp.	D3HZ 5708-A		4
90	L-LN series w/Hendrickson E4 & air susp.	E9HZ 5708-A		4

5A712 VALVE ASSY. (REAR SUSPENSION LEVEL)				
90	LNT-LT-LTL900 -- Neway susp.	D2HZ 5A712-A		1
90	All w/Hendrickson air susp.	E9HZ 5A712-A		1

1990/
TRUCK SERIES 600/900

YEAR	MODEL/RESTRICTIONS	PART NUMBER	DESCRIPTION	QTY.
5L712 VALVE ASSY. (REAR SUSPENSION LEVELER)				
90	LN-LNT-LTL-LT-LTS900 -- Neway susp.	D4HZ 5L712-A		2
5721 BOLT (REAR SPRING TIE) - Also refer to 5888 group				
90	CF600	E7HZ 5721-B	Use with E6HZ 5560-A	2
90	CF600/700 -- 6.6L eng.	E7HZ 5721-C	Use with E7HZ 5560-A	2
90	CF700/800 -- 7.8L eng.	E7HZ 5721-D		2
90	CT900	D5HZ 5721-A	7 7/8" long 1/2" diam.	AR
90	CL-CLT900-RT-RTA-380	D8HZ 5721-A	1/2"-20 x 6 3/4"	2
90	CL-CLT900-UA-340	D8HZ 5721-B	1/2"-20 x 6 1/8"	2
90	CLT900 -- UEA-340	C6TZ 5721-F	1/2"-20 x 6 7/8"	2
90	CLT9000-RTEA-380	D8HZ 5721-C	1/2"-20 x 7"	2
90	CLT900 -- Hendrickson E4-380 susp.	E4HZ 5721-B		2
90	CLT900 -- Hendrickson E4-340 susp.	E4HZ 5721-A		2
90	B-F600	C2TZ 5721-C	1/2"-20 x 5 13/32"	2
90	LT-LTS-LNT800/900-RT381/444	E0HZ 5721-A	1/2"-20 x 8"	2
90	LNT-LT-LTL900 -- Hendrickson E4-380 susp.	E4HZ 5721-B		2
90	LNT-LT-LTL900 -- Hendrickson E4-340 susp.	E4HZ 5721-A		2
90	LTL900	E1HZ 5721-A		2
5722 NUT (REAR SPRING CENTER BOLT HEX)				
90	All	D7HZ 5722-A		2
5723 BOLT (SPRING CLAMP)				
90	CF600/800	C0TT 5723-A		4
5724 CLAMP (REAR SPRING)				
90	CF600/700	E7HZ 5724-C	Use with E7HZ 5560-A	4
5724 CLAMP KIT (REAR SPRING)				
90	All -- with 2 1/4" wide spring	C6TZ 5724-D		AR
	Consists of			
	1-378810-S	Clamp	1-378811-S	Retainer
90	All -- with 2 1/2" wide springs	C6TZ 5724-E		AR
	Consists of			
	1-378804-S	Clamp	1-378805-S	Retainer
5729 Refer to group 5793				
5731 SPACER (SPRING CLAMP)-If application not shown, procure locally				
90	B-F-L-LN600/900	C0TT 5731-B		2
90	CF600/800			4
5732 INSULATOR (REAR SPRING)				
90	LT-LNT-LTS-LTL-w/rubber susp.	E9HZ 5732-A		2
5A743 VALVE (REAR SUSPENSION LEVELER)				
90	LN-LNT-LTL900 -- Neway susp.	D4HZ 5A743-A		1
5753 SPACER (REAR SPRING HANGER)				
90	CF600/800	E6HZ 5753-A		2
90	CT800/900	C9TZ 5753-D		AR
	Hendrickson steel RUE-340 susp.			
90	LNT-LT-LTS800/900 -- Hendrickson susp.	E0HZ 5753-A		8
90	LNT-LT-LTL-LTS900 -- Neway susp.	E5HZ 5753-A		2

1990/
TRUCK SERIES 600/900

YEAR	MODEL/RESTRICTIONS	PART NUMBER	DESCRIPTION	QTY.
5K758 PLATE ASSY. (REAR SPRING RETAINER)				
90	CL-CLT900	D8HZ 5K758-A		4
5A772 BAR (STABILIZER) REAR				
90	CF600/700	E6HZ 5A772-A		1
5775 BRACKET (REAR SUSPENSION SUPPORT BEAM)				
90	LNT-LT-LTL900-Neway	E5HZ 5775-D	R.H.	2
		E2HZ 5775-D	L.H.	2
5775 BRACKET (REAR SPRING SHACKLE)				
Spring shackle brackets and related parts are arranged below in parts list form. The parts lists are in order by truck model.				
B SERIES				
90	B600/700 (cast brackets) -- with frames w/reinf.	E0HZ 5775-G	Bracket-R.H. spring front	1
		E0HZ 5775-H	Bracket-L.H. spring front	1
		E0HZ 5775-F	Bracket-R.H. spring rear	1
		E0HZ 5775-E	Bracket-L.H. spring rear	1
		D0HZ 5780-B	Pin-spring front bracket	2
		C2TZ 5781-A	Bushing-spring front	2
90	B600/700 (cast brackets) -- with frames w/o reinf.	C2TZ 5969-A	Pin-spring bracket front & rear-rebound	4
		D0HZ 5775-A	Bracket-R.H. spring front	1
		D0HZ 5775-B	Bracket-L.H. spring front	1
		D8HZ 5775-T	Bracket-R.H. spring rear	1
		D8HZ 5775-U	Bracket-L.H. spring rear	1
		D0HZ 5780-B	Pin-spring front bracket	2
90	B600/700 (stamped brackets)	C2TZ 5781-A	Bushing-spring front	2
		C2TZ 5969-A	Pin-spring bracket front & rear-rebound	4
		E0HZ 5775-A	Bracket-R.H. spring front	1
		E0HZ 5775-B	Bracket-L.H. spring front	1
		E0HZ 5775-C	Bracket-R.H. spring rear	1
		E0HZ 5775-D	Bracket-L.H. spring rear	1
C SERIES				
90	C800	C1TT 5775-G	Bracket-R.H. and L.H. spring front and rear -- 15M, 17.5M, 18.5M, 22M axle w/hyd. brakes	2/4
			Bracket-R.H. and L.H.-spring rear-22m, 23m axle with air brakes	2
		D5HZ 5775-A	Bracket-R.H. and L.H. spring front-22m, 23m axles with air brakes	2
		C0TT 5776-A	Shackle-spring rear	2
		B7Q 5780-A	Pin-spring bracket and shackle	6
		7EQ 5781-A	Bushing-spring front and rear	4
CF SERIES				
90	CF600/700 -- 6.6L	★C0TT 5791-A	Bushing-spring rear shackle	4
		E0HZ 5775-G	Bracket-R.H. spring front	1
		E0HZ 5775-H	Bracket-L.H. spring front	1
		E0HZ 5775-F	Bracket-R.H. spring rear	1
		E0HZ 5775-E	Bracket-L.H. spring rear	1
		D0HZ 5780-B	Pin-spring front bracket	2
90	CF700 -- 7.8L	C2TZ 5781-A	Bushing-spring front	2
		C2TZ 5969-A	Pin-spring bracket-rebound	4
		D0HZ 5775-A	Bracket-R.H. spring front	1
		D0HZ 5775-B	Bracket-L.H. spring front	1
		E0HZ 5775-G	Bracket-R.H. spring rear	1
		E0HZ 5775-H	Bracket-L.H. spring rear	1
	D0HZ 5780-B	Pin-spring front bracket	2	
	C2TZ 5781-A	Bushing-spring front	2	
	C2TZ 5969-A	Pin-spring bracket-rebound	4	

1990/
TRUCK SERIES 600/900

YEAR	MODEL/RESTRICTIONS	PART NUMBER	DESCRIPTION	QTY.		
5775	BRACKET (REAR SPRING SHACKLE) — Cont'd					
Spring shackle brackets and related parts are arranged below in parts list form. The parts lists are in order by truck model.						
CF SERIES — Cont'd						
90	CF800	E7HZ 5775-A	Bracket-spring front	2		
		E7HZ 5775-B	Bracket-spring rear	2		
		D0HZ 5780-B	Pin-spring front bracket	2		
		C2TZ 5781-A	Bushing-spring front	2		
90	CFT800	C2TZ 5969-A	Pin-spring bracket-rebound	4		
		E4HZ 5775-A	Bracket-front	2		
		E8HZ 5K672-A	Bracket-center	2		
		E5HZ 5775-A	Bracket-rear	2		
		E4HZ 5776-A	Shackle-L.H. frt., R.H. rr.	2		
		E4HZ 5776-B	Shackle-R.H. frt., L.H. rr.	2		
		CL-CLT SERIES				
		90	CL-CLT900 -- Hendrickson susp. -- w/o rein. frame-exc. E4-340-380 susp.	E3HZ 5775-C	Bracket-spring front-steel	2
E3HZ 5775-E	Bracket-spring rear-steel			2		
E3HZ 5775-A	Bracket-spring rear #3			2		
E3HZ 5780-A	Pin-spring front			2		
90	CL-CLT900-Hendrickson susp. -- with reinf. frame-exc. E4-340-380 susp.	E3HZ 5775-D	Bracket-spring front-steel	2		
		E3HZ 5775-B	Bracket-spring rear-steel	2		
		E3HZ 5775-A	Bracket-spring rear #3	2		
		E3HZ 5780-A	Pin-spring front	2		
90	CLT900 -- Hendrickson E4 susp. & air susp.	E9HZ 5775-B	Bracket-front	2		
		E8HZ 5K672-A	Bracket-center-E4-360	2		
		E9HZ 5K672-A	Bracket-center-E4-400	2		
		E5HZ 5775-A	Bracket-rear	2		
		E4HZ 5776-A	Shackle-L.H. front & R.H. rear	2		
		E4HZ 5776-B	Shackle-L.H. rear & R.H. front	2		
		E4HZ 5A552-A	Washer	4		
		E4HZ 5A606-A	Bolt	2		
		D3HZ 5859-A	Washer	4		
		E4HZ 5872-A	Bushing-center	2		
E4HZ 5873-A	Bushing-end	4				
E4HZ 5889-A	Beam assy.	2				
CT SERIES						
90	CT800 -- Hendrickson susp. -- with reinf. frame	E3HZ 5775-D	Bracket-spring front-steel	2		
		E3HZ 5775-B	Bracket-spring rear-steel	2		
		E3HZ 5775-A	Bracket-spring rear #3	2		
		E3HZ 5780-A	Pin-spring front	2		
90	CT800 -- Hendrickson susp. -- w/o reinf. frame	E3HZ 5775-C	Bracket-spring front-steel	2		
		E3HZ 5775-E	Bracket-spring rear-steel	2		
		E3HZ 5775-A	Bracket-spring rear #3	2		
		E3HZ 5780-A	Pin-spring front	2		
		E3HZ 5775-A	Bracket-spring rear #3	2		
F SERIES						
90	F600/800 (cast brackets) -- with frames w/reinf.	E0HZ 5775-G	Bracket-R.H. spring front	1		
		E0HZ 5775-H	Bracket-L.H. spring front	1		
		E0HZ 5775-F	Bracket-R.H. spring rear	1		
		E0HZ 5775-E	Bracket-L.H. spring rear	1		
		D0HZ 5780-B	Pin-spring front bracket	2		
		C2TZ 5781-A	Bushing-spring front	2		
		C2TZ 5969-A	Pin-spring bracket front & rear-rebound	4		
90	F600/800 (cast brackets) -- with frames w/o reinf.	D0HZ 5775-A	Bracket-R.H. spring front	1		
		D0HZ 5775-B	Bracket-L.H. spring front	1		
		D8HZ 5775-T	Bracket-R.H. spring rear	1		
		D8HZ 5775-U	Bracket-L.H. spring rear	1		
		D0HZ 5780-B	Pin-spring front bracket	2		
		C2TZ 5781-A	Bushing-spring front	2		
C2TZ 5969-A	Pin-spring bracket front & rear-rebound	4				

1990/
TRUCK SERIES 600/900

YEAR	MODEL/RESTRICTIONS	PART NUMBER	DESCRIPTION	QTY.
5775	BRACKET (REAR SPRING SHACKLE) — Cont'd			
Spring shackle brackets and related parts are arranged below in parts list form. The parts lists are in order by truck model.				
F SERIES				
90	F600/800 (stamped brackets)	E0HZ 5775-A	Bracket-R.H. spring front	1
		E0HZ 5775-B	Bracket-L.H. spring front	1
		E0HZ 5775-C	Bracket-R.H. spring rear	1
		E0HZ 5775-D	Bracket-L.H. spring rear	1
		E0HZ 5781-A	Bushing-spring front	2
		388730-S2	(BB-301-E)-Bolt	2
		388801-S2	(NN-11-AF)-Pin-rebound	4
90	FT800/900 -- with Hendrickson susp. -- w/o reinf-frame	E3HZ 5775-C	Bracket-spring front-steel	2
		E3HZ 5775-E	Bracket-spring rear-steel	2
		E3HZ 5775-A	Bracket-spring rear #3-52"	2
		E9HZ 5775-A	Bracket-spring rear #3-60"	2
		E3HZ 5780-A	Pin-spring front	2
90	FT800/900 -- with Hendrickson susp. -- with reinf-frame	E3HZ 5775-D	Bracket-spring front-steel	2
		E3HZ 5775-B	Bracket-spring rear-steel	2
		E3HZ 5775-A	Bracket-spring rear #3-52"	2
		E9HZ 5775-A	Bracket-spring rear #3-60"	2
		E3HZ 5780-A	Pin-spring front	2
L SERIES				
90	L800/900	D0HZ 5775-A	Bracket-R.H. spring front	1
		D0HZ 5775-B	Bracket-L.H. spring front	1
		D8HZ 5775-T	Bracket-R.H. spring rear	1
		D8HZ 5775-U	Bracket-L.H. spring rear	1
		D0HZ 5780-B	Pin spring front bracket	2
		C2TZ 5781-A	Bushing-radius eye spring	2
		C2TZ 5969-A	Pin-spring bracket front and rear-3/4" dia. x 5" long	4
LL SERIES				
90	LL9000	D0HZ 5775-A	Bracket-R.H. spring front	1
		D0HZ 5775-B	Bracket-L.H. spring front	1
		D8HZ 5775-T	Bracket-R.H. spring rear	1
		D8HZ 5775-U	Bracket-L.H. spring rear	1
		D0HZ 5780-B	Pin-spring front bracket	2
		C2TZ 5781-A	Bushing-radius eye spring	2
		C2TZ 5796-A	Pin-spring bracket front & rear	4
LN SERIES				
90	LN800/900	D0HZ 5775-A	Bracket-R.H. spring front	1
		D0HZ 5775-B	Bracket-L.H. spring front	1
		D8HZ 5775-T	Bracket-R.H. spring rear	1
		D8HZ 5775-U	Bracket-L.H. spring rear	1
		D0HZ 5780-B	Pin-spring front bracket	2
		C2TZ 5781-A	Bushing-radius eye spring	2
		C2TZ 5969-A	Pin-spring bracket front and rear-3/4" dia. x 5" long	4
LS SERIES				
90	LS9000	D0HZ 5775-A	Bracket-R.H. spring front	1
		D0HZ 5775-B	Bracket-L.H. spring front	1
		D8HZ 5775-T	Bracket-R.H. spring rear	1
		D8HZ 5775-U	Bracket-L.H. spring rear	1
		D0HZ 5780-B	Pin-spring front bracket	2
		C2TZ 5781-A	Bushing-radius eye spring	2
		C2TZ 5969-A	Pin-spring bracket front & rear	4
90	LNT-LT-LTL-LTS800/900 -- Hendrickson steel susp. -- w/o reinf. frame exc. E4-340-380 susp.	E3HZ 5775-C	Bracket-spring front-steel	2
		E3HZ 5775-E	Bracket-spring rear-steel	2
		E3HZ 5775-A	Bracket-spring rear #3	2
		E3HZ 5780-A	Pin-spring front	2

1990/
TRUCK SERIES 600/900

YEAR	MODEL/RESTRICTIONS	PART NUMBER	DESCRIPTION	QTY.
5775	BRACKET (REAR SPRING SHACKLE) — Cont'd			
Spring shackle brackets and related parts are arranged below in parts list form. The parts lists are in order by truck model.				
LNT-LT-LTL-LTS SERIES				
90	LNT-LT-LTL-LTS800/900 -- Hendrickson steel susp. -- with reinf. frame-exc. E4-340-380 susp.	E3HZ 5775-D	Bracket-spring front-steel	2
		E3HZ 5775-B	Bracket-spring rear-steel	2
		E3HZ 5775-A	Bracket-spring rear #3	2
		E3HZ 5780-A	Pin-spring front	2
90	LNT-LT-LTS-LTL900 -- Hendrickson E4 susp.	E9HZ 5775-B	Bracket-front	2
		E8HZ 5K672-A	Bracket-center-E4-360	2
		E9HZ 5K672-A	Bracket-center-E4-400	2
		E5HZ 5775-A	Bracket-rear	2
		E4HZ 5776-A	Shackle-L.H. front & R.H. rear	2
		E4HZ 5776-B	Shackle-L.H. rear & R.H. front	2
		E4HZ 5A552-A	Washer	4
		E4HZ 5A606-A	Bolt	2
		E3HZ 5859-A	Washer	4
		E4HZ 5872-A	Bushing-center	2
		E4HZ 5873-A	Bushing-end	4
		E9HZ 5889-A	Beam assy.	2
90	LNT-LT-LTL-LTS800/900 -- Hendrickson rubber susp. -- nonreinforced frame -- reinforced frame	E3HZ 5775-F	L.H.-front	1
			R.H.-rear	1
		E3HZ 5775-H	L.H.-rear	1
			R.H.-front	1
		E3HZ 5775-G	L.H.-front	1
			R.H.-rear	1
		E3HZ 5775-J	L.H.-rear	1
			R.H.-front	1
90	LNT-LT-LTL-LTS900 -- Neway ARD-238 susp.	E5HZ 5775-B	Front-R.H.	2
		E6HZ 5775-K	Front-L.H.	2
		E6HZ 5775-L	Rear	4
90	LNT-LT-LTL-LTS900 -- Neway ARD-244 susp.	E5HZ 5775-C	Front-R.H.	2
		E6HZ 5775-J	Front-L.H.	2
		E6HZ 5775-L	Rear	4
90	B600/700, C-F-L700/900	358032-S8	(II-205)-fitting (shackle lubricator)-front	2
90	B600/700, C-F-L700/900	351078-S8	(BB-365)-bolt (pin to bracket)-7/16"-20 x 2 1/2"	4
90	B600/700, C-F-L700/900		Bolt (pin to shackle)	2
		72107-S	(N-56)-cotter pin-1/8" x 2"	2
90	B600/700, C-F-L700/900	87901-S8	(I-1)-fitting (shackle lubricator)-rear	4
90	LT-LTS800/900		Fitting (shackle lubricator)-rear	2
90	B-F-LN600/700	72109-S7-8	(N-70-A)-cotter pin (pin to shackle bracket)-3/16" x 2"	1
90	B-F-LN600/700	354580-S	(BB-167)-bolt (pin to shackle)-3/8"-16 x 3 1/4"	2
5776	Refer to group 5775			
5780	PIN (REAR SPRING SHACKLE)-For model application refer to group 5335 (front) or 5775 (rear)			
5781	BUSHING (SPRING)-For model application refer to groups 5775 or 5888			
5782	PIN (REAR SPRING SHACKLE PIN LOCKING)-For model application refer to group 5775			
5783	BUMPER (REAR AXLE)-Also refer to groups 3019-20, 4730			
90	C800	7EQ 5783	Rear	2
90	B-F700, L800/900	23468-S7-8	(B-5)-R.H.-bolt (bumper to frame)-5/16"-18 x 1 1/2"	4
90	B-F600/700	20427-S8	(B-158)-R.H. and L.H.-bolt (bumper to frame side member)-5/16"-24 x 1 1/4"	4
90	B-F600	20467-S7	(B-160)-bolt (bumper to frame)-5/16"-24 x 1 1/2"	4
			Bolt (bumper to R.H. and L.H. side member)	
		33797-S7	(M-50)-nut-5/16"-18	
		33798-S8	(M-62)-nut-5/16"-24	
		34806-S7	(X-64)-lockwasher-5/16"	

1990/
TRUCK SERIES 600/900

YEAR	MODEL/RESTRICTIONS	PART NUMBER			DESCRIPTION	QTY.		
5783	BUMPER (REAR AXLE)-Also refer to groups 3019-20, 4730 -- Cont'd							
90	C-CT800	23439-S7-8			(B-27)-bolt (bumper to frame)-5/16"-24 x 1 1/4"	4		
5789	Refer to group 5793							
YEAR	MODEL / RESTRICTIONS	SEAT			CAP.			
		LOC.	PART NUMBER	QTY.	LOC.	PART NUMBER	QTY.	
5793	SEAT (REAR SPRING)-*WEAR PADS							
B SERIES								
90	B600/700 -- 13M,15M axle	R.H.	E7HZ 5793-A	1	R.H.	E7HZ 5796-A	1	
		L.H.	E7HZ 5793-A	1	L.H.	E7HZ 5796-A	1	
	-- 17.5M,20M,23M axle	R.H.	E7HZ 5793-B	1	R.H.	E7HZ 5796-B	1	
		L.H.	E7HZ 5793-B	1	L.H.	E7HZ 5796-B	1	
C SERIES								
90	C800	All	E9HZ 5793-F	2	All	E7HZ 5796-B	2	
90	CF600 -- w/o stab. bar	R.H.	*E6HZ 5793-C	2	R.H.	E7HZ 5796-C	1	
		L.H.	*E6HZ 5793-C	2	L.H.	E7HZ 5796-C	1	
			E7HZ 5793-D	2				
90	CF600 -- w/stab. bar	R.H.	*E6HZ 5793-C	2				
		L.H.	*E6HZ 5793-C	2				
			E7HZ 5793-D	2				
90	CF700 -- 6.6L-w/o stab. bar	R.H.	*E6HZ 5793-D	2	R.H.	E7HZ 5796-C	1	
		L.H.	*E6HZ 5793-D	2	L.H.	E7HZ 5796-C	1	
			E7HZ 5793-D	2				
90	CF700 -- 6.6L-w/stab. bar	R.H.	*E6HZ 5793-D	2				
		L.H.	*E6HZ 5793-D	2				
			E7HZ 5793-D	2				
90	CF700/800 -- 7.8L-w/o stab. bar	R.H.	*E6HZ 5793-D	2	R.H.	E7HZ 5796-C	1	
		L.H.	*E6HZ 5793-D	2	L.H.	E7HZ 5796-C	1	
			E7HZ 5793-D	2				
90	CFT800	R.H.	E8HZ 5793-B	2	R.H.	E8HZ 5796-A	2	
		L.H.	E8HZ 5793-C	2	L.H.	E8HZ 5796-A	2	
90	CL900-Hendrickson susp. -- Rockwell axles	R.H.	E4HZ 5793-J	1	R.H.	E4HZ 5796-J	1	
		L.H.	E4HZ 5793-J	1	L.H.	E4HZ 5796-J	1	
		-- Eaton axles	R.H.	E4HZ 5793-J	1	R.H.	E4HZ 5796-M	1
			L.H.	E4HZ 5793-J	1	L.H.	E4HZ 5796-M	1
90	CLT900 -- Hendrickson E4 Susp.	FRT	E9HZ 5793-D	2	Frt	E9HZ 5796-A	2	
		RR	E9HZ 5793-A	2	RR	E9HZ 5796-A	2	
90	CLT900 -- Hendrickson air ride susp.	FRT	E9HZ 5793-B	2	FRT	E9HZ 5796-A	2	
		RR	E9HZ 5793-A	2	RR	E9HZ 5796-A	2	
CT SERIES								
90	CT800 -- Eaton and Rockwell axles w/steel suspension		Not used			Refer groups 5874 and 5875		
F SERIES								
90	F-FT600/900 -- 13M,15M axle	R.H.	E7HZ 5793-A	1	R.H.	E7HZ 5796-A	1	
		L.H.	E7HZ 5793-A	1	L.H.	E7HZ 5796-A	1	
	-- 17.5M,20M axle	R.H.	E7HZ 5793-D	1	R.H.	E7HZ 5796-B	1	
		L.H.	E7HZ 5793-D	1	L.H.	E7HZ 5796-B	1	
	-- Rockwell axles- (RS-23-160,240)	R.H.	E7HZ 5793-D	1	R.H.	E7HZ 5796-B	1	
		L.H.	E7HZ 5793-D	1	L.H.	E7HZ 5796-B	1	
	-- Rockwell axles (RS-23-180)	R.H.	E7HZ 5793-D	1	R.H.	E4HZ 5796-B	1	
		L.H.	E7HZ 5793-D	1	L.H.	E4HZ 5796-B	1	

1990/
TRUCK SERIES 600/900

YEAR	MODEL / RESTRICTIONS	SEAT			CAP.			
		LOC.	PART NUMBER	QTY.	LOC.	PART NUMBER	QTY.	
5793	SEAT (REAR SPRING) — Cont'd							
L SERIES								
90	L800/900 -- Eaton 23M axle	R.H.	E4HZ 5793-B	1	R.H.	E4HZ 5796-N	1	
		L.H.	E4HZ 5793-B	1	L.H.	E4HZ 5796-N	1	
	-- Rockwell 17.5M axle	R.H.	E7HZ 5793-D	1	R.H.	E7HZ 5796-B	1	
		L.H.	E7HZ 5793-D	1	L.H.	E7HZ 5796-B	1	
	-- Rockwell 20M axle	R.H.	E7HZ 5793-D	1	R.H.	E7HZ 5796-B	1	
		L.H.	E7HZ 5793-D	1	L.H.	E7HZ 5796-B	1	
	-- Rockwell 23M axle (RS-23-180)	R.H.	E7HZ 5793-D	1	R.H.	E4HZ 5796-M	1	
		L.H.	E7HZ 5793-D	1	L.H.	E4HZ 5796-M	1	
	-- Rockwell 23M axle (RS-23-160,240)	R.H.	E7HZ 5793-D	1	R.H.	E7HZ 5796-B	1	
		L.H.	E7HZ 5793-D	1	L.H.	E7HZ 5796-B	1	
	LL-LN-LS SERIES							
	90	LL-LN-LS800/900	R.H.	E4HZ 5793-B	1	R.H.	E4HZ 5796-N	1
L.H.			E4HZ 5793-B	1	L.H.	E4HZ 5796-N	1	
-- Rockwell 17.5M axle		R.H.	E7HZ 5793-D	1	R.H.	E7HZ 5796-B	1	
		L.H.	E7HZ 5793-D	1	L.H.	E7HZ 5796-B	1	
-- Rockwell 20M axle		R.H.	E7HZ 5793-D	1	R.H.	E7HZ 5796-B	1	
		L.H.	E7HZ 5793-D	1	L.H.	E7HZ 5796-B	1	
-- Rockwell 23M axle (RS-23-180)		R.H.	E7HZ 5793-D	1	R.H.	E4HZ 5796-M	1	
		L.H.	E7HZ 5793-D	1	L.H.	E4HZ 5796-M	1	
-- Rockwell 23M axle (RS-23-160,240)		R.H.	E7HZ 5793-D	1	R.H.	E7HZ 5796-B	1	
		L.H.	E7HZ 5793-D	1	L.H.	E7HZ 5796-B	1	
LNT-LT-LTL-LTS SERIES								
90		LNT-LT-LTS-LTL900 -- Hendrickson E4 susp.	FRT	E9HZ 5793-D	2	FRT	E9HZ 5796-A	2
	RR		E9HZ 5793-A	2	RR	E9HZ 5796-A	2	
90	LNT-LT-LTS-LTL900 -- Hendrickson air ride susp.	FRT	E9HZ 5793-B	2	FRT	E9HZ 5796-A	2	
		RR	E9HZ 5793-A	2	RR	E9HZ 5796-A	2	
YEAR	MODEL/RESTRICTIONS	PART NUMBER		DESCRIPTION		QTY.		
5796	Refer to group 5793							
5A822 BRACKET (REAR SUSPENSION MOUNTING REINFORCEMENT)								
90	LNT-LT-LTS-LTL900	E5HZ 5A822-A	R.H.			2		
		E5HZ 5A822-B	L.H.			2		
90	CL-CLT900	D8HZ 5A822-A			4			
5K834 ROLLER (REAR SUSPENSION REBOUND)								
90	LT-LTS-LNT 900	D7HZ 5K834-A			1			
5K851 BRACKET (REAR SUSP. AIR SPRING TO FRAME)								
90	CL-L-LN Series	E9HZ 5K851-A	R.H.			2		
		E9HZ 5K852-A	L.H.					
5K852	Refer to group 5K851							
5854	Refer to group 5775							
5859-69	Refer to group 5889							
5K862 VALVE ASSY. (REAR SUSPENSION)								
90	CL-CLT-LL-LTL-L-LN Series	F0HZ 5K862-A			1			
5870 KIT (REAR SUSPENSION)								
90	CF700/800	E8HZ 5870-A			1			
90	CFT800 -- E4 susp.	F0HZ 5870-A			1			
90	CFT800 -- exc. E4 susp.	F0HZ 5870-B			1			
5871-73	Refer to group 5889							
5874	SADDLE (REAR SUSPENSION SUPPORT BEAM)-refer to group 5888 & 5884							

1990/
TRUCK SERIES 600/900

YEAR	MODEL/RESTRICTIONS	PART NUMBER	DESCRIPTION	QTY.
5875	Refer to group 5888			
5878	Refer to group 5889			
5A879 RETAINER (REAR SUSPENSION SHACKLE BOLT)				
90	CFT800	E4HZ 5A879-A		2
90	CLT-LT-LTL-LNT-LTS900	E9HZ 5A879-A		AR
5880 WASHER (REAR SUSPENSION HANGER PIN)				
90	CT-LNT-LT-LTS800/900 -- Hendrickson RS-340 rubber susp.	C3TZ 5880-A		4
5882 BOLT or SHAFT (REAR SUSPENSION SUPPORT BEAM TO AXLE HOUSING)-Refer to group 5889				
5882 BOLT (SPRING MOUNTING BRACKET)-Also refer to group 5775				
90	CL-CLT900	D8HZ 5882-B	Used with spring bracket	4
90	CL-CLT900	D8HZ 5882-C	Used with torque rod	4
90	CT-FT-LNT-LT-LTL-LTS 800/900 -- with Hendrickson susp.	C3TZ 5883-A	Torque arms to c/member	2
5883 BRACKET (REAR AXLE TORQUE ARM TO FRAME)				
90	LNT-LT-LTL-LTS900 -- Neway susp.	D8HZ 5883-B	Torque arm parallel to frame	2
90	CL-CLT900-Hendrickson	D8HZ 5883-A	Torque arm transverse to frame	2
90	CLT900-Hendrickson	C3TZ 5883-A	Torque arm to c/member	2
90	LNT-LT-LTL-LTS900 -- Neway susp.	D8HZ 5883-A	Rear across-torque arm to frame Rear-torque arm	2
5884 BAR (REAR SUSPENSION SUPPORT BEAM)				
80/82	CT900 -- w/Hendrickson RT380 steel susp.	E3HZ 5884-B	1 7/16" I.D. x 2 7/16" O.D. x 46" long	1
80/82	LNT-LT-LTL-LTS800/900 -- w/Hendrickson RT-381, 441, 444 steel susp.			1
80/82	CLT900-Hendrickson	E3HZ 5884-B		1
80/82	LNT-LT-LTL-LTS 900 -- W/Hendrickson RT-500 steel susp.	D7HZ 5884-A		1
90	All -- with Hendrickson U-UE340 susp.	E3HZ 5884-A		1
90	All -- Hendrickson susp. except U-UE-340.	E3HZ 5884-B		1
90	All -- w/Hendrickson air susp.	E9HZ 5884-A		2
80/87	LNT-LT-LTL900 -- Neway susp.	D2HZ 5874-A		2
90	LNT-LT-LTL-LTS900 -- Neway ARD-238 susp.	E8HZ 5884-A		2
90	LNT-LT-LTL-LTS900 -- Neway ARD-244 susp.	E8HZ 5884-B		2
5885 BEAM (REAR SUSPENSION)-Refer to group 5775				
5886 NUT (REAR SUSPENSION SUPPORT BEAM TO AXLE HOUSING)-Refer to group 5882				
5887 BOLT (REAR SUSPENSION SUPPORT BEAM SADDLE CAP) - Refer to group 5888				
5A887 SOCKET SET SCREW KIT (SPRING SADDLE PAD-HEX) - Refer to group 5888				

1990/
TRUCK SERIES 600/900

5888 TANDEM SUSPENSION ASSY.

- 1-A Truck Specification List (T.S.L.) is included with Louisville-built trucks.
- 2-Use the Cross-Reference below to find the Parts List number which shows the service details of the suspension assembly.
- 3-Parts are arranged in numerical order within the list.

T.S.L. TANDEM SUSPENSION CROSS-REFERENCE GUIDE

T.S.L. NO.	MANUFACTURER	MFR. MODEL	PARTS LIST NO.	T.S.L. NO.	MANUFACTURER	MFR. MODEL	PARTS LIST NO.
D0HA 5888-E	Hendrickson	RT381/444	1	E3HT 5888-EA	Hendrickson	RT380/440	15
D0HS 5888-G	Hendrickson	RS-RU340	6	E3HT 5888-FA	Hendrickson	RT440 HD	16
D1HS 5888-CA	Hendrickson	RT-380	12	E3HT 5888-GA	Hendrickson	RT/RTA380	17
D3HA 5888-AA	Hendrickson	RT-441	11	D0HA 5890-A	Hendrickson	RT381/444	1
D4HS 5888-AA	Hendrickson	RU-340	2	D1HS 5890-CA	Hendrickson	RT-380	12
D7HA 5888-AA	Hendrickson	RT-RTA-380	7	D3HA 5890-AA	Hendrickson	RT-441	11
D7HA 5888-BA	Hendrickson	UA-340	8	D7HT 5890-CA	Hendrickson	RT-500	3
D7HT 5888-DA	Hendrickson	RT-500	3	D7HT 5890-FA	Hendrickson	RTEA-380	10
D7HT 5888-EA	Hendrickson	UEA-340	9	EOHT 5890-AA	Hendrickson	RT381/444	5
D7HT 5888-FA	Hendrickson	RTEA-380	10	E3HT 5890-CA	Hendrickson	RT380/440	15
EOHT 5888-AA	Hendrickson	RT381/444	5	E3HT 5890-DA	Hendrickson	RT440HD	16
E3HT 5888-AA	Hendrickson	U340	13	E3HT 5890-GA	Hendrickson	RT/RTA380	17
E3HT 5888-BA	Hendrickson	U340	14				

QTY.	PART NUMBER	DESCRIPTION	QTY.	PART NUMBER	DESCRIPTION
5888 TANDEM SUSPENSION ASSY. — Cont'd					
PARTS LIST NO. 1 D0HA 5888-E, D0HA 5890-A			PARTS LIST NO. 3 D7HT 5888-DA, D7HT 5890-CA — Cont'd		
1	D0HZ 5560-A	Spring assy. (rear)-incl. bushing	1	D7HZ 5781-A	Bushing (rear spring)
4	D3HZ 5708-A	Plate (spring U-bolt)	2	D3HZ 5859-A	Washer
1	EOHZ 5721-A	Bolt (rear spring)-center	1	D7HZ 5874-A	Saddle assy. (rear suspension)
1	D7HZ 5722-A	Nut (rear spring)-center bolt	1	D7HZ 5875-A	Cap (rear suspension supt. beam saddle)
1	D0HZ 5781-D	Bushing (rear spring)	4	D7HZ 5887-A	Bolt (rear susp. saddle top pad)
8	D3HZ 5859-A	Washer	1	D8HZ 5A887-A	Set screw kit (spring saddle pad hex-socket)
1	EOHZ 5874-A	Saddle assy. (rear susp.)	AR	353835-S	(MM-164)-nut
2	C6TZ 5875-C	Cap (rear suspension support beam saddle)	PARTS LIST NO. 5 EOHT 5888-AA, EOHT 5890-AA		
4	D3HZ 5887-A	Bolt (rear susp. saddle top pad)	1	D0HZ 5560-A	Spring assy. (rear susp.)
2	D8HZ 5A887-A	Screw (spring saddle pad)	1	D3HZ 5708-A	Pad (rear spring bolt)
4	44750-S8	(X-45)-washer	1	EOHZ 5721-A	Bolt (rear spring center)
3	353705-S8	(MM-162)-nut	1	D7HZ 5722-A	Nut (rear spring)-center bolt
4	353835-S	(MM-164)-nut	1	D0HZ 5781-D	Bushing (rear spring)
4	370686-S	(WW-71)-stud	8	D3HZ 5859-A	Washer
PARTS LIST NO. 2 D4HS 5888-AA			1	EOHZ 5874-A	Saddle assy. (rear susp.)
1	C5TZ 5560-M	Spring assy. (rear susp.)	1	C6TZ 5875-C	Cap (rear susp. supt. beam saddle)
4	D5HZ 5A612-A	Stud (saddle to cap)	4	D3HZ 5887-A	Bolt (rear susp. saddle top pad)
2	C5TZ 5705-A	U-bolt (rear spring)	2	34674-S	(M-60)-nut
1	C5TZ 5708-A	Plate (spring u-bolt)	2	34813-S	(X-71-A)-lockwasher
1	C6TZ 5721-F	Bolt (rear spring)-center	4	44750-S8	(X-45)-washer
1	D7HZ 5722-A	Nut (rear spring)-center bolt	2	*91978-S	Set screw
1	C6TZ 5781-A	Bushing (rear spring)	4	353705-S8	(MM-162)-nut
1	D8HZ 5874-A	Saddle assy. (rear susp. supt. beam)	4	353835-S	(MM-164)-nut
2	C5TZ 5875-A	Cap (rear susp. supt. beam saddle)	4	370686-S	(WW-71)-stud
4	D5HZ 5886-A	Nut (saddle to cap)	PARTS LIST NO. 6 D0HS 5888-G		
4	44750-S8	(X-45)-washer	2	C3TZ 5A598-A	Bushing (end)
4	351561-S	(XX-243)-washer	2	C3TZ 5A599-A	Retainer (saddle hanger pin bushing)
4	352495-S	(MM-30)-locknut	4	*C3TZ 5A612-A	Stud (rear susp. saddle hanger pin retainer)
PARTS LIST NO. 3 D7HT 5888-DA, D7HT 5890-CA			4	EOHZ 5A612-A	Stud (saddle to cap)
1	D7HZ 5560-B	Spring assy. (rear suspension)	2	C6TZ 5875-C	Cap (rear susp. support beam saddle)
1	D7HZ 5A612-A	Stud (rear susp. supt. beam saddle cap)	4	44750-S8	(X-45)-washer
1	D7HZ 5708-A	Pad (rear spring bolt)	4	*55833-S	Locknut
1	D7HZ 5721-A	Bolt (rear spring)-center	4	353705-S8	(MM-162)-nut
1	D7HZ 5722-A	Nut (rear spring)-center bolt			

1990/
TRUCK SERIES 600/900

QTY.	PART NUMBER	DESCRIPTION	QTY.	PART NUMBER	DESCRIPTION
5888 TANDEM SUSPENSION ASSY. — Cont'd					
PARTS LIST NO. 7 D7HA 5888-AA, D7HA 5890-AA			PARTS LIST NO. 11 D3HA 5888-AA, D3HA 5890-AA		
1	D8HZ 5560-C	Spring assy. (rear susp.)	1	D0HZ 5560-A	Spring assy. (rear)-incl. bushing
1	D3HZ 5708-A	Plate (spring U-bolt)	4	D3HZ 5708-A	Plate (spring U-bolt)
1	E1HZ 5721-A	Bolt (rear spring)-center	1	E0HZ 5721-A	Bolt (rear spring)-center
1	D7HZ 5722-A	Nut (rear spring)-center bolt	1	D7HZ 5722-A	Nut (rear spring)-center bolt
1	D0HZ 5781-D	Bushing (rear spring)	1	D0HZ 5781-D	Bushing (rear spring)
8	D3HZ 5859-A	Washer (cap stud)	8	D3HZ 5859-A	Washer (cap bolt)-1 1/16" I.D.
1	B8QH 5874-A	Saddle assy. (rear susp.)	2	E3HZ 5874-A	Saddle (rear susp. support beam)
1	C6TZ 5875-C	Cap (rear susp. supt. beam saddle)	2	D3HZ 5875-A	Cap (rear susp. support beam saddle)
4	D8HZ 5887-A	Bolt (rear susp. saddle top pad)	4	D3HZ 5887-A	Bolt (rear susp. support beam saddle cap)-1" x 1 1/4" x 10 1/2"
1	D8HZ 5A887-A	Screw assy. (spring saddle pad)	2	D8HZ 5A887-A	Screw (spring saddle pad)
4	353705-S	(MM-162)-nut	4	353705-S	(MM-162)-nut
4	353835-S	(MM-164)-nut	4	353835-S	(MM-164)-nut
4	370686-S	(WW-71)-stud	4	370686-S	(WW-71)-stud
4	44750-S8	(X-45)-washer	AR	44750-S8	(X-45)-washer-7/8" x 1 3/4" x 1/8" flat
PARTS LIST NO. 8 D7HA 5888-BA			PARTS LIST NO. 12 D1HS 5888-CA, D1HS 5890-CA		
2	D8HZ 5560-D	Spring assy. (rear susp.)	1	C6TZ 5560-V	Spring assy. (rear susp.)
4	D5HZ 5A612-A	Stud (rear susp. supt. beam saddle cap)	1	D3HZ 5708-A	Plate (spring U-bolt)
2	D8HZ 5705-C	U-bolt (rear spring)	1	E1HZ 5721-A	Bolt (rear spring)-center
1	C5TZ 5708-A	Plate (spring U-bolt)	1	D7HZ 5722-A	Nut (rear spring)-center bolt
1	D8HZ 5721-B	Bolt (rear spring)-center	1	D0HZ 5781-D	Bushing (rear spring)
1	D7HZ 5722-A	Nut (rear spring)-center bolt	8	D3HZ 5859-A	Washer (cap stud)
1	D0HZ 5781-D	Bushing (rear spring)	1	D8HZ 5874-C	Saddle assy. (rear susp.)
1	D8HZ 5874-A	Saddle assy. (rear susp.)	2	C6TZ 5875-C	Cap (rear susp. supt. beam saddle)
1	C5TZ 5875-A	Cap (rear susp. supt. beam saddle)	4	E1HZ 5887-A	Bolt (rear susp. saddle top pad)
4	D5HZ 5886-A	Nut (saddle cap)	4	353705-S	(MM-162)-nut
4	44750-S8	(X-45)-washer-U-bolt	4	353835-S	(MM-164)-nut
4	351561-S	(XX-243)-washer-cap stud	4	370686-S	(WW-71)-stud
4	352495-S	(MM-30)-locknut-U-bolt	PARTS LIST NO. 13 E3HT 5888-AA		
PARTS LIST NO. 9 D7HT 5888-EA			1	E3HZ 5560-C	Spring assy. (rear susp.)
1	D8HZ 5560-G	Spring assy. (rear susp.)	4	D5HZ 5A612-A	Stud (saddle cap)
4	D5HZ 5A612-A	Stud (saddle cap)	2	C5TZ 5705-A	U-bolt (rear spring)
2	C5TZ 5705-A	U-bolt (rear spring)	1	C5TZ 5708-A	Plate (spring U-bolt)
1	C5TZ 5708-A	Plate (spring U-bolt)	1	C6TZ 5721-F	Bolt (rear spring)-center
1	C6TZ 5721-F	Bolt (rear spring)-center	1	D7HZ 5722-A	Nut (rear spring)-center bolt
1	D7HZ 5722-A	Nut (rear spring)-center bolt	1	D0HZ 5781-D	Bushing (rear spring)
1	D0HZ 5781-D	Bushing (rear spring)	1	D8HZ 5874-A	Saddle assy (rear susp.)
1	D8HZ 5874-B	Saddle assy. (rear susp.)	2	C5TZ 5875-A	Cap (rear susp. supt. beam saddle)
1	C5TZ 5875-A	Cap. (rear susp. supt. beam saddle)	4	D5HZ 5886-A	Nut (saddle cap)
4	D5HZ 5886-A	Nut (saddle cap)	4	44750-S8	(X-45)-Washer-U-bolt
4	44750-S8	(X-45)-washer-U-bolt	4	351561-S	(XX-243)-Washer-cap stud
4	351561-S	(XX-243)-washer-cap stud	4	352495-S	(MM-30)-locknut-U-bolt
4	352495-S	(MM-30)-locknut-U-bolt	PARTS LIST NO. 14 E3HT 5888-BA		
PARTS LIST NO. 10 D7HT 5888-FA, D7HT 5890-FA			1	E3HZ 5560-B	Spring assy. (rear susp.)
1	D8HZ 5560-H	Spring assy. (rear susp.)	4	D5HZ 5A612-A	Stud (saddle cap)
1	D3HZ 5708-A	Plate (spring U-bolt)	2	D8HZ 5705-C	U-bolt (rear spring)
1	D8HZ 5721-C	Bolt (rear spring)-center	1	C5TZ 5708-A	Plate (spring U-bolt)
1	D7HZ 5722-A	Nut (rear spring)-center bolt	1	D8HZ 5721-B	Bolt (rear spring)-center
1	D0HZ 5781-D	Bushing (rear spring)	1	D7HZ 5722-A	Nut (rear spring)-center bolt
8	D3HZ 5859-A	Washer (cap stud)	1	D0HZ 5781-D	Bushing (rear spring)
1	D8HZ 5874-C	Saddle assy. (rear susp.)	1	D8HZ 5874-B	Saddle assy (rear susp.)
2	C6TZ 5875-C	Cap (rear susp. supt. beam saddle)	2	C5TZ 5875-A	Cap (rear susp. supt. beam saddle)
4	D8HZ 5887-B	Bolt (rear susp. saddle top pad)	4	D5HZ 5886-A	Nut (saddle cap)
2	D8HZ 5A887-A	Screw (spring saddle pad)	4	44750-S8	(X-45)-Washer-U-bolt
4	44750-S8	(X-45)-washer	4	351561-S	(XX-243)-Washer-cap stud
4	353705-S	(MM-162)-nut	4	352495-S	(MM-30)-locknut-U-bolt
4	353835-S	(MM-164)-nut			
4	370686-S	(WW-71)-stud			

1990/
TRUCK SERIES 600/900

QTY.	PART NUMBER	DESCRIPTION	QTY.	PART NUMBER	DESCRIPTION
5888 TANDEM SUSPENSION ASSY. — Cont'd					
PARTS LIST NO. 15 E3HT 5888-EA, E3HT 5890-CA			PARTS LIST NO. 16 E3HT 5889-FA, E3HT 5890-DA — Cont'd		
1	E3HZ 5560-D	Spring assy (rear susp.)	2	D3HZ 5875-A	Cap (rear susp. supt. beam saddle)
1	D3HZ 5708-A	Plate (spring U-bolt)	4	D3HZ 5887-A	Bolt (rear susp. saddle top pad)
1	E0HZ 5721-A	Bolt (rear spring)-center	2	D8HZ 5A887-A	Screw assy. (spring saddle pad)
1	D7HZ 5722-A	Nut (rear spring)-center bolt	4	44750-S8	(X-45)-washer
1	D0HZ 5781-D	Bushing (rear Spring)	4	353705-S	(MM-162)-nut
8	D3HZ 5859-A	Washer	4	353835-S	(MM-164)-nut
1	E0HZ 5874-A	Saddle assy. (rear susp.)	4	370686-S	(WW-71)-stud
2	C6TZ 5875-C	Cap (rear susp. supt. beam saddle)	PARTS LIST NO. 17 E3HT 5888-GA, E3HT 5890-GA		
4	D3HZ 5887-A	Bolt (rear susp. saddle top pad)	1	D8HZ 5560-C	Spring assy. (rear susp.)
2	D8HZ 5A887-A	Screw assy. (spring saddle pad)	1	D3HZ 5708-A	Plate (spring U-bolt)
4	44750-S8	(X-45)-washer	1	E1HZ 5721-A	Bolt (rear spring)-center
4	353705-S	(MM-162)-nut	1	D7HZ 5722-A	Nut (rear spring)-center bolt
4	353835-S	(MM-164)-nut	1	D0HZ 5781-D	Bushing (rear spring)
4	370686-S	(WW-71)-stud	8	D3HZ 5859-A	Washer (cap stud)
PARTS LIST NO. 16 E3HT 5889-FA, E3HT 5890-DA			1	D8HZ 5874-C	Saddle assy. (rear susp.)
1	E3HZ 5560-D	Spring assy. (rear susp.)	2	C6TZ 5875-C	Cap (rear susp. supt. beam saddle)
1	D3HZ 5708-A	Plate (spring U-bolt)	4	D8HZ 5887-A	Bolt (rear susp. saddle top pad)
1	E0HZ 5721-A	Bolt (rear spring)-center	2	D8HZ 5A887-A	Screw (spring saddle pad)
1	D7HZ 5722-A	Nut (rear spring)-center bolt	4	44750-S8	(X-45)-washer
1	D0HZ 5781-D	Bushing (rear spring)	4	353705-S	(MM-162)-nut
8	D3HZ 5859-A	Washer	4	343835-S	(MM-164)-nut
1	E3HZ 5874-A	Saddle assy (rear susp.)	4	370686-S	(WW-71)-stud

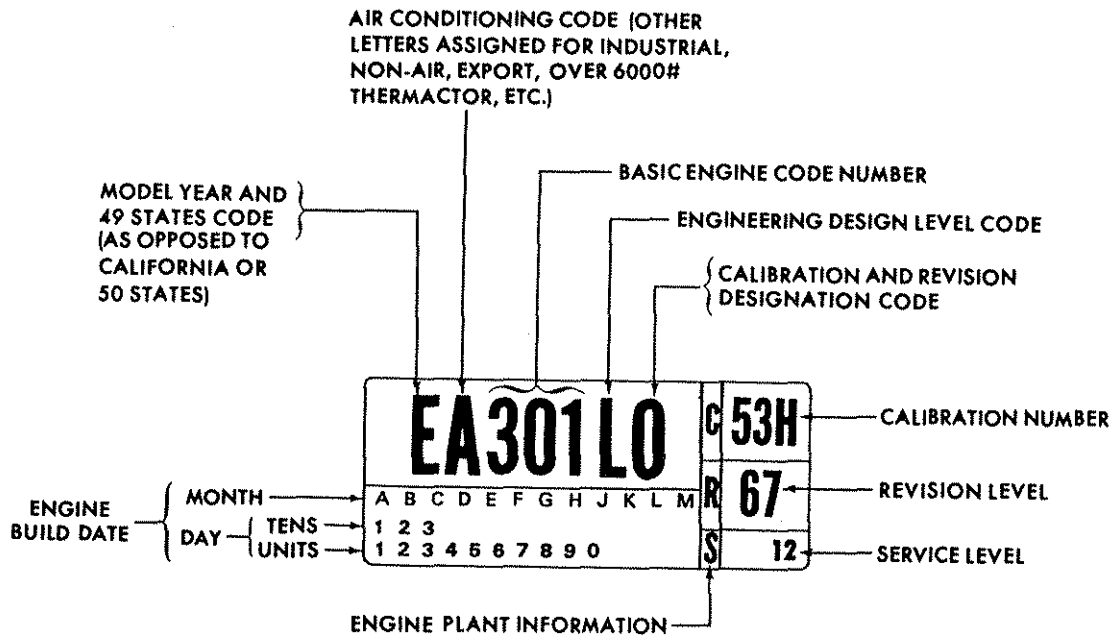
YEAR	MODEL/RESTRICTIONS	PART NUMBER	DESCRIPTION	QTY.
5889 BEAM ASSY. (REAR SUSPENSION SUPPORT)—Includes bushings—Also refer to group 5888				
Parts are arranged in order of beam and its related parts from center to the ends				
90	CFT800	E4HZ 5889-A		2
		E4HZ 5872-A	Bushing-center	2
		E4HZ 5A516-A	Bracket-center	2
		D3HZ 5859-A	Washer	2
		E4HZ 5A552-A	Washer	4
90	LNT-LT-LTL-LTS900 -- Neway ARD-238 susp.	E8HZ 5889-A		4
		E6HZ 5873-B	Bushing-front	4
		D8HZ 5872-B	Bushing-rear	4
90	LNT-LT-LTL-LTS900 -- Neway ARD-244 susp.	E6HZ 5889-A		4
		E6HZ 5A646-A	Adapter assy. (rear susp. beam end)-front	4
		E2HZ 5A646-A	Adapter assy. (rear susp. beam end)-rear	4
		D8HZ 5872-B	Adapter assy. (rear susp. beam end bushing)- center	4
		E6HZ 5873-A	Bushing kit (beams end)	4
90	All -- w/Hendrickson U/UE 340 Susp.	E9HZ 5889-B		2
		D5TZ 5A646-A	Adapter assy.	4
		TWAA 5872-A	Bushing (center)	2
		B8QH 5873-A	Bushing (ends)	4
90	All -- w/Hendrickson RS/RT/RTE400 Susp. alum. beams	E9HZ 5889-G	60"	2
		E9HZ 5889-D	52"	2
		D5TZ 5A646-A	Adapter assy.	4
		E9HZ 5872-B	Bushing (center)	2
		B8QH 5873-A	Bushing (ends)	4
90	All -- w/Hendrickson RT/RTE 400 susp.- steel beams	E9HZ 5889-C	60"	2
		D5TZ 5A646-A	Adapter	4
		B8QH 5872-A	Bushing (center)	2
		B8QH 5873-A	Bushing (ends)	4
90	All -- w/Hendrickson RS/RT/RTE 400 Susp.- steel beams	E9HZ 5889-A	52"	2
		D5TZ 5A646-A	Adapter assy.	4
		D0HZ 5872-A	Bushing (center)	2
		D0HZ 5878-A	Seal assy. (center)	2
		D0HZ 5A553-A	Sleeve	2
		D0HZ 5A552-B	Washer	2
		B8QH 5873-A	Bushing (ends)	4

1990/
TRUCK SERIES 600/900

YEAR	MODEL/RESTRICTIONS	PART NUMBER	DESCRIPTION	QTY.
5889 BEAM ASSY. (REAR SUSPENSION SUPPORT)-Includes bushings-also				
90	All -- w/Hendrickson RT440 std. susp.	E3HZ 5889-E		2
		D0HZ 5A552-B	Washer	4
		D0HZ 5A553-A	Sleeve	2
		D5TZ 5A646-A	Adapter assy.	4
		D0HZ 5872-A	Bushing (beam center)	2
		B8QH 5873-A	Bushing (beam end)	4
		D0HZ 5878-A	Seal assy (beam center)	4
		90	All -- w/Hendrickson RS/RT 460 Susp.- bronze center bushings	E9HZ 5889-H
E9HZ 5889-F	60"			2
E3HZ 5A646-A	Adapter assy.			2
E9HZ 5872-A	Bushing (center)			2
B8QH 5873-A	Bushing (end)			4
90	All -- w/Hendrickson RS/RT 460-rubber center bushings	E9HZ 5889-E		2
		E3HZ 5A646-A	Adapter assy.	4
		D0HZ 5872-A	Bushing (center)	2
		D0HZ 5878-A	Seal assy.	4
		D0HZ 5A553-A	Sleeve	2
		D0HZ 5A552-B	Washer	4
		B8QH 5873-A	Bushing (ends)	4
		90	All -- w/Hendrickson RS460 susp.	E9HZ 5889-A
E9HZ 5889-B	52"-ends			4
E9HZ 5889-C	54"-center			2
90	All -- w/Hendrickson HA-400 air susp.	E9HZ 5889-J		4
90	All -- w/Hendrickson HA-360 Air susp.	E9HZ 5889-L		4
5890 Refer to group 5888				
5930 Refer to group 5560 for Model Application. Determine applicable spring assy. part number. Find spring assy. part number in group 5563				
5A960 COVER (REAR SUSP. AIR SPG. POST)				
90	L Series	F0HZ 5A960-A		2
5969 Refer to group 5775				
5970 INSULATOR (REAR SPRING BRACKET REBOUND PIN)				
90	LNT-LT-LTL-LTS800/900 Hendrickson RUE-340 susp.	C2TZ 5970-B		4
5980 REINFORCEMENT (REAR SPRING REAR BRACKET)				
90	LNT-LT-LTL-LTS800/900	E9HZ 5980-A	Front	2
		E9HZ 5980-B	Rear	
5990 BRACKET (AIR SPRING HANGER)				
90	All -- w/Hendrickson air susp.	E9HZ 5990-A		4

1990/
TRUCK SERIES 600/900

1974/



ENGINE LABEL LOCATION-NOTE 1

P-10886

New label (decal) installations will be made as follows:

ENGINE TYPE	LOCATION
8 Cylinder 370,401,429,475,477,534	Front of the Right Hand Rocker Cover

ENGINE PARTS LISTS INDEX

Engine parts are cataloged in separate sections for each related family or group of engines as follows.

	ENGINE GROUP	PARTS LIST SECTION
8 CYLINDER GASOLINE	6.1L (370 C.I.D.), 7.0L (429 C.I.D.)	60.1
CATERPILLAR DIESEL	6 cyl. 10.3L (629 C.I.D.)	60.4
	6 cyl. 10.5L (638 C.I.D.)	60.4
	6 cyl. 14.6L (893 C.I.D.)	60.4
	8 cyl. 10.4L (636 C.I.D.)	60.3
CUMMINS DIESEL	6 cyl. 10.0L (611 C.I.D.)	60.2
	6 cyl. 14.0L (855 C.I.D.)	60.2
FORD DIESEL	6 cyl. 6.6L (403 C.I.D.)	60.5
	6 cyl. 7.8L (476 C.I.D.)	60.5

PULLEY IDENTIFICATION CHART

The purpose of this guide is to help determine service part numbers for crankshaft pulleys. Pulleys are identified with an engineering part number. Find the engineering number in the "IDENTIFICATION" column then order the number listed in the "SERVICE PART NUMBER" column. In some instances the service part number will have more sheaves than the original pulley; this is done to reduce the complexity of service parts.

PULLEY IDENTIFICATION CHART

(Arranged according to Identification Number)

IDENTIFICATION	PART NUMBER	IDENTIFICATION	PART NUMBER
E4HN 6312-AA	E6HZ 6312-A	D0TE 6316-C	D0TZ 6312-C
C8HA 6A312-C	C8HZ 6A312-A	D3HE 6316-AA	D3HZ 6312-A
D5HA 6A312-AA	D6HZ 6A312-A	D3HE 6316-BA	D3HZ 6312-B
D7HE 6A312-AA	D4HZ 6A312-AA	D4HE 6316-AA	D4HZ 6312-A
D7HT 6A312-AB	D8HZ 6A312-A	D5HE 6316-BA	D5HZ 6312-A
D7HT 6A312-AC	D8HZ 6A312-A	D5TE 6316-CA	D5HZ 6312-C
D8HE 6A312-AA	D8HZ 6A312-B	D9TE 6316-CC	D9HZ 6312-A
D9TE 6A312-AB	D9HZ 6A312-A	E4HN 6316-AA	D4HZ 6312-A
D9TE 6A312-BA	D9HZ 6A312-B	E5HN 6316-CB	E7HZ 6312-B
D9TE 6A312-CA	D9HZ 6A312-C	E5HN 6316-EA	E7HZ 6312-A
B9TE 6316-B	C3TZ 6312-G	E5HN 6316-EC	E7HZ 6312-C
C3TE 6316-A	C3TZ 6312-G	E6HN 6316-BC	E8HZ 6312-A
D0TE 6316-A	D0TZ 6312-A	E6HN 6316-CA	E8HZ 6312-B
D0TE 6316-B	D0TZ 6312-B	D5TE 6A358-CA	D5HZ 6312-B

YEAR	MODEL/RESTRICTIONS	QUANTITY				PART NUMBER	DESCRIPTION
		370	429				
▲6007 ENGINE ASSY.							
▲ Current production engine assemblies may be ordered from the local parts distribution center by furnishing the engine code from the vehicle certification label or the identification tag number that is attached to the exterior of the engine assembly.							
90		4	4			B9AE 6A008-A	DOWEL (CYLINDER HEAD to CYLINDER BLOCK) -5/8" I.D. x 3/4" O.D. x 7/16" long-split
6D008 HEATER KIT (CYLINDER BLOCK)							
90		1	1			D6AZ 6D008-A	
Consists of							
	1-D6AJ 6B018-AA				Wire assy.	4-D6AJ 14197-AA	clip
	1-D6AZ 6A051-A				Heater assy.	1-IS-4559	Inst. sheet
	1-D4AB 6A056-AA				Cap		
6009 CYLINDER ASSY.-incl. cylinder block w/all internal parts of the engine but does not include cylinder heads, tappets, oil pan or cylinder front cover unless indicated							
90	All 2/B	1				E8HZ 6009-D	
90	All 4/B	1				E8HZ 6009-E	
90			1			D9HZ 6009-C	
6010 ▲BLOCK ASSY. (CYLINDER)							
▲ 6015 is a casting number and generally cannot be cross referenced to a service number. It will be used as a means of identification only when casting number is unique to only one 6010 assembly.							
90		1				E8HZ 6010-B	
90			1			E8HZ 6010-A	
90		AR	AR			D7TZ 6B018-A	WIRING ASSY. (BLOCK HEATER)
6019 COVER ASSY. (CYLINDER FRONT)							
90	"From 11/15/88"	1	1			E9HZ 6019-A	
90	B600/700 - - w/dual block heaters	1	1			E7HZ 6B019-A	EXTENSION WIRE ASSY. (BLOCK HEATER)
6020 GASKET (CYLINDER FRONT COVER)							
90		1	1			E6HZ 6020-C	
90		1	1			D9HZ 6023-A	POINTER (TIMING)
90		6	6			D7AZ 6026-A	PLUG (ENGINE) - (core holes in block)- 1.50" O.D.
		AR	AR			C8AZ 6026-D	.060" O/S
90		2				C8SZ 6026-A	(Oil gallery in block)-5/16"-18
90		2	2			D0ZZ 6026-B	(plug T/E holes in head)-.66" O.D.
90		4	4			87837-S	(P-15)-plug (oil passage in block)- pipe 1/4"-18 x 27/64"
90		6	6			371485-S	(PP-48-A)-plug (core holes in cyl. head)- hex. countersunk head-3/4"-14
6A027 SPACER (SUPPORT INSULATOR)							
90	B-F600/800 - - 8.5" frame	2	2			D9HZ 6A027-B	Front-hex.-2" long-1/2"-13 & 7/16"-14
90	B-F-FT700/800-M/T & AT-540	2	2			D9HZ 6A027-A	Rear
90	B-F600/800 - - 9.5" frame	2				E0HZ 6A027-A	Front-hex. 2.94" long 7/16"-14 & 1/2"-13
90	FT800 - - 9.5" frame	2	2				
90	B-F600/800 - - exc. 10K,12K lb. frt. axle	2				E0HZ 6A027-C	Front-hex. 1.94" long 1/2"-13
90	FT800 - - exc. 10K,12K lb. frt. axle	2	2				
90	F-FT800 - - 10K,12K, lb. frt. axle	2	2			E8HZ 6A027-A	Front

1990/
TRUCK SERIES 600/900

8 CYL. 6.1L (370 C.I.D.),

7.0L (429 C.I.D.)

YEAR	MODEL/RESTRICTIONS	QUANTITY				PART NUMBER	DESCRIPTION																								
		370	429																												
						6028	BRACKET (FRONT SUPPORT)																								
90		1	1			E0HZ 6028-A	#E0HT-AA, E4HT-BA																								
90		4	4			388059-S100	(BB-545-BD)-bolt (attach bracket (6028) to front cvr.)-5/16"-18 x 2" hex. wshr. hd.																								
90		2	2			386198-S101	(BB-551-AP)-bolt (attach bracket (6028) to front cvr.)-7/16"-14 x 3 hex. wshr. hd.																								
						6038	INSULATOR ASSY. (FRONT SUPPORT)																								
90		2	2			E1HZ 6038-A	#E1HT-AB,E1HT-BA																								
						6049	△HEAD (CYLINDER)																								
<p>△6090 is a casting number and cannot be cross referenced to a service number. It will be used as a means of identification only when casting number is unique to only one 6049 assembly.</p>																															
90		2				E6HZ 6049-D	Kit incl. head, bolts, wshrs. & inst. sheet without valves																								
90		2				E5HZ 6049-K	Complete with valves																								
90			2			E6HZ 6049-E	Kit incl. head, bolts, wshrs. & inst. sheet without valves																								
90			2			E5HZ 6049-M	Complete with valves																								
90		2				FOHZ 6051-B	GASKET (CYLINDER HEAD)-#FOHE-BA																								
90			2			FOHZ 6051-A	#FOHE-AA																								
90		AR	AR			E0AZ 6A051-A	HEATER ASSY. (BLOCK)																								
						6A056	CAP (BLOCK HEATER)																								
90		AR	AR			GEH-117	Unique Motorcraft number																								
						6057	INSERT (VALVE SEAT)																								
90	All 4/B	8				D9HZ 6057-C	Exhaust-std.																								
		AR				D9HZ 6057-D	.020" O/S																								
90			8			D9HZ 6057-A	Exhaust-std.																								
			AR			D9HZ 6057-B	.020" O/S																								
90	B-F600/700	1	1			D9HZ 6A057-B	SUPPORT (FRONT SUPPORT)																								
90		2	2			D9HZ 6A061-A	INSULATOR (REAR SUPPORT)																								
						6065	BOLT (CYLINDER HEAD)																								
90		10	10			C8SZ 6065-B	9/16"-12 x 4 3/8"																								
90		10	10			E7TZ 6065-B	9/16"-12 x 5 1/8"																								
90		2	2			D0HZ 6A065-E	CAP (SUPPORT)																								
						6A066	SPACER (FRONT SUPPORT)																								
90	B-F700/800	1	1			E8HZ 6A066-A	Steel																								
90	B-F-FT600/800 -- MT640 T/M	2	2			E0HZ 6A067-A	BRACKET (SUPPORT TO FRAME)																								
						6068	INSULATOR ASSY. (REAR SUPPORT)																								
90	B-F-FT600/800 -- M/T,AT540	2	2			D9HZ 6068-B																									
90	B-F-FT600/800 -- MT640 trans.	2	2			D0HZ 6068-B																									
90		AR	AR			D6AZ 6E072-A	LABEL (BUILD CODE & INFORMATION) -Also refer to Service Bulletin #155																								
90		1	1			E1HZ 6E078-A	GASKET SET (LOWER)																								
<p>Consists of</p> <table style="width: 100%; border: none;"> <tr> <td style="width: 25%;">1-E6HZ 6020-C</td> <td style="width: 25%;">Gasket (front cover)</td> <td style="width: 25%;">1-D5VE 6722-A</td> <td style="width: 25%;">Seal (oil pan)</td> </tr> <tr> <td>1-D9HZ 6700-A</td> <td>Seal (cyl. front cover)</td> <td>1-E0TE 6722-A</td> <td>Seal (oil pan drain)</td> </tr> <tr> <td>2-C9AZ 6701-A</td> <td>Seal (crankshaft rear)</td> <td>1-C20Z 6734-A</td> <td>Gasket (oil pan drain)</td> </tr> <tr> <td>1-E3TE 6710-A</td> <td>Gasket (oil pan)</td> <td>1-C8SZ 8513-A</td> <td>Gasket (water pump)</td> </tr> <tr> <td>1-E3TE 6711-A</td> <td>Gasket (oil pan)</td> <td>1-C3AZ 9417-A</td> <td>Gasket (fuel pump)</td> </tr> <tr> <td></td> <td></td> <td>1-87147-S91</td> <td>Gasket (oil filter adapter)</td> </tr> </table>								1-E6HZ 6020-C	Gasket (front cover)	1-D5VE 6722-A	Seal (oil pan)	1-D9HZ 6700-A	Seal (cyl. front cover)	1-E0TE 6722-A	Seal (oil pan drain)	2-C9AZ 6701-A	Seal (crankshaft rear)	1-C20Z 6734-A	Gasket (oil pan drain)	1-E3TE 6710-A	Gasket (oil pan)	1-C8SZ 8513-A	Gasket (water pump)	1-E3TE 6711-A	Gasket (oil pan)	1-C3AZ 9417-A	Gasket (fuel pump)			1-87147-S91	Gasket (oil filter adapter)
1-E6HZ 6020-C	Gasket (front cover)	1-D5VE 6722-A	Seal (oil pan)																												
1-D9HZ 6700-A	Seal (cyl. front cover)	1-E0TE 6722-A	Seal (oil pan drain)																												
2-C9AZ 6701-A	Seal (crankshaft rear)	1-C20Z 6734-A	Gasket (oil pan drain)																												
1-E3TE 6710-A	Gasket (oil pan)	1-C8SZ 8513-A	Gasket (water pump)																												
1-E3TE 6711-A	Gasket (oil pan)	1-C3AZ 9417-A	Gasket (fuel pump)																												
		1-87147-S91	Gasket (oil filter adapter)																												
						6079	GASKET SET (VALVE GRIND)																								
90		1				E3HZ 6079-A																									
<p>Consists of</p> <table style="width: 100%; border: none;"> <tr> <td style="width: 25%;">2-E3HZ 6051-A</td> <td style="width: 25%;">Gasket (cyl. head)</td> <td style="width: 25%;">1-C8SZ 8255-A</td> <td style="width: 25%;">Gasket (thermo. hsg.)</td> </tr> <tr> <td>16-D9HZ 6571-A</td> <td>Seal (valve stem)</td> <td>▲2-D5VE 9A425-AA</td> <td>Seal (intake manifold)</td> </tr> <tr> <td>2-E3TZ 6584-E</td> <td>Gasket (rocker arm cover)</td> <td>2-D4VY 9448-A</td> <td>Gasket (exhaust manifold)</td> </tr> <tr> <td>1-D4TZ 8255-A</td> <td>Gasket (thermo. hsg.)</td> <td>▲1-D6VE 9C484-AA</td> <td>Gasket (intake manifold)</td> </tr> <tr> <td></td> <td></td> <td>▲Also serviced in D5AZ 9433-C</td> <td></td> </tr> </table>								2-E3HZ 6051-A	Gasket (cyl. head)	1-C8SZ 8255-A	Gasket (thermo. hsg.)	16-D9HZ 6571-A	Seal (valve stem)	▲2-D5VE 9A425-AA	Seal (intake manifold)	2-E3TZ 6584-E	Gasket (rocker arm cover)	2-D4VY 9448-A	Gasket (exhaust manifold)	1-D4TZ 8255-A	Gasket (thermo. hsg.)	▲1-D6VE 9C484-AA	Gasket (intake manifold)			▲Also serviced in D5AZ 9433-C					
2-E3HZ 6051-A	Gasket (cyl. head)	1-C8SZ 8255-A	Gasket (thermo. hsg.)																												
16-D9HZ 6571-A	Seal (valve stem)	▲2-D5VE 9A425-AA	Seal (intake manifold)																												
2-E3TZ 6584-E	Gasket (rocker arm cover)	2-D4VY 9448-A	Gasket (exhaust manifold)																												
1-D4TZ 8255-A	Gasket (thermo. hsg.)	▲1-D6VE 9C484-AA	Gasket (intake manifold)																												
		▲Also serviced in D5AZ 9433-C																													

YEAR	MODEL/RESTRICTIONS	QUANTITY				PART NUMBER	DESCRIPTION
		370	429				
						6079 GASKET SET (VALVE GRIND) — Cont'd	
90			1		E3HZ 6079-B		
	Consists of						
	2-E3HZ 6051-B				1-C8SZ 8255-A	Gasket (thermo. hsg.)	
	16-D9HZ 6571-A				▲2-D5VE 9A425-AA	Seal (intake manifold)	
	2-E3TZ 6584-E				2-D4VY 9448-A	Gasket (exhaust manifold)	
	1-D4TZ 8255-A				▲1-E7TE 9C484-CA	Gasket (intake manifold)	
					▲Also serviced in D5AZ 9433-C		
90		1	1		E0AY 6095-A	COVER (FUEL PUMP OPENING)	
					6096	BRACKET (REAR SUPPORT)	
90	B-F-FT600/800	1	1		D9HZ 6096-C	R.H.-#D9HT-CA,CB	
	-AT540 T/M	1	1		D9HZ 6096-D	L.H.-#D9HT 6A070-BA,BB	
90	B-F-FT600/800 -- MT640 T/M,	1	1		E0HZ 6096-A	R.H.-#E0HT-AA	
	M/T	1	1		E0HZ 6096-B	L.H.-#E0HT 6A070-AA	
					6108	PISTON ASSY. (INCL. PIN & RETAINER)	
90		8			D9HZ 6108-G	Std. red	
		AR			D9HZ 6108-H	Std. blue	
		AR			D9HZ 6108-J	.003" O/S	
		AR			D9HZ 6108-K	.020" O/S	
		AR			D9HZ 6108-L	.030" O/S	
		AR			D9HZ 6108-M	.040" O/S	
90			8		D9HZ 6108-A	Std. red	
			AR		D9HZ 6108-B	Std. blue	
			AR		D9HZ 6108-C	.003" O/S	
			AR		D9HZ 6108-D	.020" O/S	
			AR		D9HZ 6108-E	.030" O/S	
			AR		D9HZ 6108-F	.040" O/S	
90		8	8		C8SZ 6135-A	PIN (PISTON)	
		AR	AR		C8SZ 6135-B	.001" O/S	
					6148	RING SET (PISTON PARTIAL) consists of the necessary rings to re-ring (2) pistons	
90	2V carb.	4			D9HZ 6148-J	Standard	
		AR			D9HZ 6148-K	.020" O/S	
		AR			D9HZ 6148-L	.030" O/S	
		AR			D9HZ 6148-M	.040" O/S	
		AR			D9HZ 6148-V	.030" O/S	
		AR			D9HZ 6148-W	.040" O/S	
90	All liquid propane gas	4			D9HZ 6148-X	Std.	
		AR			D9HZ 6148-Y	.020" O/S	
		AR			D9HZ 6148-Z	.030" O/S	
		AR			D9HZ 6148-W	.040" O/S	
90	All -- exc. propane gas		4		D9HZ 6148-N	Standard	
			AR		D9HZ 6148-P	.020" O/S	
			AR		D9HZ 6148-R	.030" O/S	
			AR		D9HZ 6148-S	.040" O/S	
90	All liquid propane gas		4		D9HZ 6148-AB	Std.	
			AR		D9HZ 6148-AC	.020" O/S	
			AR		D9HZ 6148-AD	.030" O/S	
			AR		D9HZ 6148-AE	.040" O/S	
90		8	8		D9HZ 6200-A	ROD ASSY. (CONNECTING)	
					6211	BEARING (CONNECTING ROD)	
90		16	16		D9HZ 6211-A	Std. red-upper and lower	
		AR	AR		D9HZ 6211-B	Std. blue	
		AR	AR		D9HZ 6211-C	.002" U/S	

1990/
TRUCK SERIES 600/900

YEAR	MODEL/RESTRICTIONS	QUANTITY				PART NUMBER	DESCRIPTION
		370	429				
						6211	BEARING (CONNECTING ROD) — Cont'd
90		AR	AR			D9HZ 6211-D	.010" U/S
		AR	AR			D9HZ 6211-E	.020" U/S
		AR	AR			D9HZ 6211-F	.030" U/S
		AR	AR			D9HZ 6211-G	.040" U/S
90		16	16			C9AZ 6212-B	NUT (CONNECTING ROD)-3/8"-24
90		16	16			E6TZ 6214-A	BOLT (CONNECTING ROD)
90		1	1			D9HZ 6250-A	CAMSHAFT
90		1	1			D9HZ 6256-A	SPROCKET (CAMSHAFT)
90		1	1			73328-S	(N-87-B)-Dowel (align cam. sprocket to camshaft)
90		1	1			43001-S2	(B-253-C)-bolt (eccentric and camshaft sprocket to camshaft)-3/8"-16 x 1 3/8"
						6261	BEARING (CAMSHAFT FRONT)
90		1	1			D9HZ 6261-A	Std. I.D.
		AR	AR			D9HZ 6261-B	.015" U/S
						6261	BEARING (CAMSHAFT FRONT INTERMEDIATE)
90		1	1			D9HZ 6261-A	Std. I.D.
		AR	AR			D9HZ 6261-B	.015" U/S
						6261	BEARING (CAMSHAFT CENTER)
90		1	1			D9HZ 6261-A	Std. I.D.
		AR	AR			D9HZ 6261-B	.015" U/S
						6261	BEARING (CAMSHAFT REAR INTERMEDIATE)
90		1	1			D9HZ 6261-A	Std. I.D.
		AR	AR			D9HZ 6261-B	.015" U/S
						6261	BEARING (CAMSHAFT REAR)
90		1	1			D9HZ 6261-A	Std. I.D.
		AR	AR			D9HZ 6261-B	.015" U/S
90		1	1			D9HZ 6261-A	Std. I.D.
		AR	AR			D9HZ 6261-B	.015" U/S
90		1	1			C8SZ 6266-A	PLUG (CAMSHAFT BEARING)-Std.-2.51" dia.
		AR	AR			C8SZ 6266-B	.060" O/S
90		1	1			D4TZ 6268-A	CHAIN (TIMING)
90		1	1			C8SZ 6269-A	PLATE (CAMSHAFT THRUST)
90		2	2			42910-S	(B-40-A)-Bolt (thrust plate to block) 1/4"-20 x 1/2 hex. self locking
90		1	1			C20Z 6278-A	WASHER (CAMSHAFT SPROCKET)
90		1	1			D1AZ 6287-A	ECCENTRIC (CAMSHAFT FUEL PUMP DRIVE)-inner
		1	1			D0AZ 6287-A	outer
						6303	CRANKSHAFT ASSY.
90		1				D9HZ 6303-C	
90			1			D9HZ 6303-B	
90		1	1			D9HZ 6306-A	SPROCKET (CRANKSHAFT)
90		1	1			359054-S	(XX-318)Washer (crankshaft damper to crankshaft)-3/8" flat
90		1	1			378538-S	(LL-9-H)-Key (sprocket to crankshaft)- 3/8" x 3 3/4"
						6312	PULLEY ASSY. (CRANKSHAFT)-Also refer to pulley I.D. chart, section 60, page 18.
90	All exc. P.T.O.	1	1			D9HZ 6312-B	#D9TE 6316-AB
90	All with P.T.O.		1			D9HZ 6312-A	#D9TE 6316-CC
						6A312	PULLEY ASSY. (CRANKSHAFT-OUTER)-also refer to pulley I.D. chart, section 60, page 18.
90	B-F600/700 -- P/S or Air brakes without A/C or P.T.O.	1	1			D9HZ 6A312-B	#D9TE 6A312-BA-single sheave
90	B-F600/700 -- A/C without P.T.O.	1	1			D9HZ 6A312-A	#D9TE 6A312-AB-triple sheaves

ENGINE BEARING APPLICATION CHART

YEAR	C.I.D.	SIZE I.D.	U P P E R	L O W E R	PART NUMBER				
					FRONT	FRONT INTERMEDIATE	CENTER	REAR INTERMEDIATE	REAR
Note: RED and BLUE size are optional for selective fit									
90	370,429	Std.	X		D7AZ 6333-N	D7AZ 6333-N	D7AZ 6337-G	D7AZ 6333-N	D7AZ 6333-N
		.001" U/S	X		D7AZ 6333-P	D7AZ 6333-P	D7AZ 6337-H	D7AZ 6333-P	D7AZ 6333-P
		.002" U/S	X		D7AZ 6333-R	D7AZ 6333-R	D7AZ 6337-J	D7AZ 6333-R	D7AZ 6333-R
		.010" U/S	X		D7AZ 6333-S	D7AZ 6333-S	D7AZ 6337-K	D7AZ 6333-S	D7AZ 6333-S
		.020" U/S	X		D7AZ 6333-T	D7AZ 6333-T	D7AZ 6337-L	D7AZ 6333-T	D7AZ 6333-T
		.030" U/S	X		D7AZ 6333-U	D7AZ 6333-U	D7AZ 6337-M	D7AZ 6333-U	D7AZ 6333-U
90	370,429	Std.	X		D7AZ 6333-AA	D7AZ 6333-AA	D7AZ 6337-N	D7AZ 6333-AA	D7AZ 6333-AA
		.001"	X		D7AZ 6333-AB	D7AZ 6333-AB	D7AZ 6337-P	D7AZ 6333-AB	D7AZ 6333-AB
		.002"	X		D7AZ 6333-AC	D7AZ 6333-AC	D7AZ 6337-R	D7AZ 6333-AC	D7AZ 6333-AC
		.010"	X		D7AZ 6333-AD	D7AZ 6333-AD	D7AZ 6337-S	D7AZ 6333-AD	D7AZ 6333-AD
		.020"	X		D7AZ 6333-AE	D7AZ 6333-AE	D7AZ 6337-T	D7AZ 6333-AE	D7AZ 6333-AE
		.030"	X		D7AZ 6333-AF	D7AZ 6333-AF	D7AZ 6337-U	D7AZ 6333-AF	D7AZ 6333-AF

YEAR	MODEL/RESTRICTIONS	QUANTITY			PART NUMBER	DESCRIPTION
		370	429			
90		9	9		D5AZ 6345-A	BOLT (CRANKSHAFT MAIN BEARING CAP)
90		1	1		D9HZ 6345-A	Stud 3/8"-16-1/2"-13 x 4.95" hex. shldr.
90	AT540 T/M	1	1		B9AZ 6A366-B	PLATE (FLYWHEEL REINFORCING)
90	MT643 T/M	1	1			
					6A369	ADAPTER (FLYWHEEL TO TRANSMISSION)
90	AT540 T/M	1	1		D2TZ 6A369-A	
90	MT650 T/M	1	1		D9HZ 6A369-A	
90	MT643 T/M	1	1			
					6375	FLYWHEEL ASSY.
90	Single clutch disc.	1	1		D9HZ 6375-E	#D9TE-BB
90	Dual clutch disc.	1	1		D9HZ 6375-A	#D9TE-AA,AB
90	MT650 T/M	1	1		D9HZ 6375-G	#D9HT-BC
90	MT643 T/M	1	1			
90	AT540 T/M "From 6/17/85"	1	1		E5HZ 6375-A	#E5HT-AA
90		6	6		D2AZ 6379-A	BOLT (FLYWHEEL TO CRANKSHAFT)- 7/16"-20 x 1.04"
90	MT643,MT650	6	6		383685-S2	(BB-395-F)-bolt (flywheel to crankshaft) -7/16"-20 x 1.38"
90	M/T	1	1		D7TZ 6384-A	GEAR (FLYWHEEL RING)-180 teeth
					6392	HOUSING ASSY. (FLYWHEEL)
90	AT540 T/M	1	1		D9HZ 6392-A	
90	MT650 Series T/M	1	1		D9HZ 6392-B	#D9HT 6394-BB
90	MT643 T/M	1	1			
90	M/T	1	1			
90		2	2		EAD 6397-B	DOWEL (CYLINDER BLOCK)-to flywheel housing
90	A/T	1	1		B7T 6411-A	SEAL (CONVERTER HSG. COVER)
90		16	16		D9HZ 6500-A	TAPPET ASSY. (VALVE) HYDRAULIC

1990/
TRUCK SERIES 600/900

YEAR	MODEL/RESTRICTIONS	QUANTITY				PART NUMBER	DESCRIPTION
		370	429				
6505 VALVE (EXHAUST)							
90	All	8				D9HZ 6505-D	Std. stem dia.-.3708"
		AR				D9HZ 6505-E	.015" O/S stem dia.
		AR				D9HZ 6505-F	.030" O/S stem dia.
90			8			D9HZ 6505-A	Std. stem dia.-.3708"
			AR			D9HZ 6505-B	.015" O/S stem dia.
			AR			D9HZ 6505-C	.030" O/S stem dia.
6507 VALVE (INTAKE)							
90	All	8				D9HZ 6507-G	Std. stem dia.-.3715"
		AR				D9HZ 6507-H	.015" O/S stem dia.
		AR				D9HZ 6507-J	.030" O/S stem dia.
90			8			D9HZ 6507-A	Std. stem dia.-.3715"
			AR			D9HZ 6507-B	.015" O/S stem dia.
			AR			D9HZ 6507-C	.030" O/S stem dia.
90		AR				D9HZ 6510-A	BUSHING (VALVE GUIDE)-INTAKE
6513 SPRING (VALVE)							
90	All	16	16			D9HZ 6513-B	Intake & exhaust
6514 RETAINER (VALVE SPRING)							
90	All	8	8			D9HZ 6514-A	Intake
		8	8			D9HZ 6514-B	Exhaust
90		32	32			B8A 6518-A	KEY (VALVE SPRING RETAINER)- intake and exhaust
90		16	16			D1AZ 6524-A	BAFFLE (VALVE ROCKER ARM OIL)
90		16	16			D3AZ 6A527-A	BOLT (VALVE ROCKER ARM SUPPORT) 5/16"-18 x 1 3/8"
90		16	16			E53Z 6A528-A	SEAT (VALVE ROCKER ARM FULCRUM)
90		16	16			D8AZ 6564-B	ARM (VALVE ROCKER)
90		16	16			D9HZ 6565-A	ROD (VALVE PUSH)-std.
90		8	8			E7HZ 6571-B	SEAL (VALVE STEM)-Nylon-std.-intake
90		8	8			E7HZ 6571-E	Nylon-std.-exhaust
90		2	2			D9HZ 6582-B	COVER ASSY. (VALVE ROCKER ARM)
90		12	12			387549-S	(BB-541-HC) screw & wshr. assy. (cover to head) 1/4"-20 x .62"
90		2	2			387883-S2	(WW-160-E) stud (cover to head) 1/4"-20 x 1.82" hex shld.
90	"From 11/3/82"	2	2			E3TZ 6584-E	GASKET (VALVE ROCKER ARM COVER)
90		1	1			D9TZ 6600-B	PUMP ASSY. (OIL)-Less screen and cover
90		2	2			42999-S	(B-253)-Screw & washer (pump to block) -3/8-16 x 1 1/4"
90		1	1			C8SZ 6A618-A	SHAFT ASSY. (OIL PUMP INTERMEDIATE)- adjust retainer as required
6622 SCREEN, TUBE and COVER ASSY. (OIL PUMP)							
90		1	1			E4HZ 6622-A	#D9TE-AB, E4HE-AA
90		1	1			382802-S2	(MM-173-JB)-Nut (screen & cover to block) -3/8"-16 flange lock
90		1	1			D5UZ 6626-A	GASKET (OIL PUMP INLET TUBE)
90		1	1			C4TZ 6629-A	RING (OIL PUMP INTERMEDIATE SHAFT RETAINER)
90		1	1			D9HZ 6A642-A	Cooler Assy. (CRANKCASE OIL)
						★ 6A662	BRACKET (CABLE and TUBE MOUNTING) -Improvise
90		1	1			E6HZ 6A664-A	HOSE (CRANKCASE VENTILATION)
90	Exc. High Altitude	1	1			D9OZ 6A666-A	VALVE (POSITIVE CRANKCASE VENTILATION)- (P.C.V.)-*EV-68-C
90	High Altitude	1	1			D7AZ 6A666-A	*EV-93

YEAR	MODEL/RESTRICTIONS	QUANTITY				PART NUMBER	DESCRIPTION
		370	429				
90		1	1			E7HZ 6675-B	PAN ASSY. (OIL)
90		19	19			387549-S	(BB-541-HC)-Screw & washer (oil pan to blk.)-1/4"-20 x .62"
90		4	4			42789-S8	(U-10)-Screw & washer (oil pan to front cvr. & rear of blk.)-5/16"-18 x .75"
90		1	1			E7HZ 6700-B	SEAL (CYLINDER FRONT COVER OIL)-#E6TE-AA
90		2	2			E6TZ 6701-A	SEAL (CRANKSHAFT REAR)-r/b E6TZ 6701-A (7/88)
90	B-F600/800	1	1			388970-S100	(II-220-L)-Elbow (hose to radiator) -90°-5/8"-37° x 1/2" pipe
						6A715	HOSE ASSY. (OIL COOLER)
90	B-F600/800 - - w/oil cooler	2	2			D9HZ 6A715-B	Inlet & outlet
90		1	1			E5AZ 6730-A	PLUG (OIL PAN DRAIN)-Incl. E0FZ 6734-A gasket
90		1	1			D3HZ 6731-B	ELEMENT ASSY. (OIL FILTER)-*FL-299 "-spin-on"
90		1	1			E0FZ 6734-A	GASKET (OIL PAN DRAIN PLUG)
90		1	1			EAA 6749-A	GASKET (OIL FILTER CENTER BOLT TO COVER) use on oil filter adapter bolt
						6750	INDICATOR (OIL LEVEL)
90	B-F600/900	1	1			E8HZ 6750-J	#E8HE-BA
						6754	TUBE ASSY. (OIL LEVEL INDICATOR)
90	B-F600/800	1	1			E8HZ 6754-G	
90	B-F600/800	1	1			★ 6K759	BRACKET (OIL COOLER HOSE)-improvise
90		2	2			E8TZ 6766-A	CAP ASSY. (OIL FILLER and BREATHER)-*EC-713-C
90		1	1			★ C8AZ 6767-A	ELBOW (CRANKCASE VENTILATION HOSE) -90°-5/8 x 5/8" O.D.-r/b C8AZ 6767-B (12/84)
90		1	1			E6TZ 6781-A	GASKET SET (OIL PAN)
	Consists of						
	1-E3TE 6710-DA	Gasket (R.H.)				1-D5VE 6722-AA	Seal
	1-E3TE 6710-DA	Gasket (L.H.)				1-C20Z 6734-A	Gasket-drain
90	F600/800	1	1			E8TZ 6A868-A	ADAPTER ASSY. (OIL FILLER CAP)
90	W/o oil cooler	1	1			E7HZ 6881-B	ADAPTER (OIL FILTER)
90		1	1			E8HZ 6881-A	Incl. seal
90		1	1			87147-S91	(T-38)-Gasket (oil filter adapter to block)
90		1	1			C9AZ 6890-A	INSERT (OIL FILTER MOUNTING BOLT) -Used in oil filter adapter to block
90		1	1			E6TZ 6A892-C	RETAINER (CRANKCASE VENTILATION)-oil fill & closure cap to rocker cover
90		1	1			C8AZ 6A892-A	Used in oil filler cap
90	W/o oil cooler	1	1			E8TZ 6894-A	BOLT (OIL FILTER ADAPTER MOUNTING)
90	W/oil cooler	1	1			E0HZ 6894-A	
90	B-F-FT600/800-w/oil cooler	1	1			E6HZ 6A898-A	BRACKET (OIL COOLER HOSE) #E6HT-AA

CUMMINS DIESEL

TRUCK SERIES 600/900

YEAR	MODEL/RESTRICTIONS	QUANTITY		PART NUMBER	DESCRIPTION
		611	855		
90	LNT900 "Before 2/4/85"	2		E4HZ 6E002-A	RETAINER ASSY. (REAR MOUNTING BOLT)
90	L-LN-LNT-LT900 -- Spicer trans. w/o reinforced frame	2		E5HZ 6E002-A	
90	L-LN-LNT-LT900 -- Spicer trans. w/reinforced frame	2		E6HZ 6E002-A	
90	L-LN-LNT-LT900 -- Fuller trans. w/o reinforced frame	2		E7HZ 6E002-B	
90	L-LN-LNT-LT900 -- Fuller trans. w/reinforced frame	2		E7HZ 6E002-A	
90	L-LN-LNT-LT-LTS900		4	★ D5HA 6M006-KA	BRACKET (OIL PAN SHIELD) - Secure from Cummins source - vendor No. 214096
90	L-LN-LNT-LT-LTS900		2	★ D5HA 6M006-LA	Secure from Cummins source-vendor No.215094
90	L-LN-LNT-LT-LTS900	1		E7HZ 6B018-C	WIRING ASSY. (BLOCK HEATER)
				6A027	SPACER (SUPPORT INSULATOR)
90	LTL		2	D3HZ 6A027-A	Front
90	LNT900	2			
90	L-LN-LNT-LT-LTS900- "From 10/6/80"		2	E0HZ 6A027-C	
90	LN-LNT900 -- 6 cyl. Cum. NTC 300, 350 "From 2/4/85"		1	E5HZ 6A027-A	Rear R.H.-#E4HT 6K017-AA
				6028	BRACKET (FRONT SUPPORT)
90	L-LN-LNT-LT-LTS900		1	E8HZ 6028-D	
90	CL-CLT900		1	D8HZ 6028-B	
90	CL-CLT900	1		E8HZ 6028-A	
90	L-LN-LNT-LS-LT-LTS900	1		E4HZ 6028-A	
90	LL-LTL900	1		F0HZ 6028-B	
90	L-LN-LNT-LT-LTS900 -- 6 CYL. 855 Cum. NTC		2	53731-S2	(B-144-C)-bolt (6028 bracket)-hex. hd.-5/8"-11- x 4 1/2"
			2	373781-S2	(XX-214-A)-washer-flat-5/8"
90	L-LN-LNT-LT-LTS900		1	★ D5HA 6E031-GA	BRACKET (OIL PAN SHIELD) - Secure from Cummins Source-vendor No. 215516
				6038	INSULATOR ASSY. (FRONT SUPPORT)
90	LTL900		2	D3HZ 6038-A	Upper & lower
90	L-LN-LNT-LS-LT-LTS900	2			
90	L-LN-LNT-LT-LTS900		2	E8HZ 6038-B	
90	CL-CLT900		2	E3HZ 6038-A	#D7HA-EA, E4HT-BA
				6046	SUPPORT (FRONT BRACKET)
90	CL-CLT900		1	D8HZ 6046-A	R.H. - #D7HT 6B008-AC
			1	D8HZ 6046-B	L.H. - #D7HT 6B009-AD
90	L-LN-LNT-LT-LTS900		2	D3HZ 6047-A	BOLT & NUT ASSY. (REAR SUPPORT) 5/8"-11 x 5"
			4	44881-S2	(X-40-G)-washer-flat-5/8"
			2	385511-S2	(MM-69)-nut-hex. slotted - 5/8"-11
			2	72035-S	(N-51)-pin-cotter
90	L-LN-LNT-LT-LTS900	1		E7HZ 6A051-A	HEATER ASSY. (BLOCK)
				6E055	BRACKET ASSY. (NOISE SHIELD)
90	LTL900	1	1	E1HZ 6E055-C	Upper rear R.H.-#E1HT 6M004-AA
90		1	1	E1HZ 6E055-D	Upper rear L.H.-#E1HT 6M005-AA
		2	2	D7HZ 6E055-A	Upper front R.H. & L.H.-#D7HT 6M004-FA
90	LS-LTS900	1	1	E8HZ 6E055-AA	Lower-#E8HT 6E077-VB
90	LL-LTL900	1	1	E8HZ 6E055-AC	L.H. upper-#E8HT 6M005-BA
90	LL-LTL800	1	1	E8HZ 6E055-AN	L.H.-E8HT 6E055-DA
90	LL-LTL900	1	1	E8HZ 6E055-AM	R.H. & L.H.
90	L-LN-LNT-LT900	4	4	E8HZ 6E055-P	R.H.-#E8HT 6E077-HB
		4	4	E8HZ 6E055-N	L.H.-#E8HT 6E077-GA
90	L-LN-LNT-LS-LT-LTS900	1	1	F0HZ 6E055-A	#FOHT-AA

1990/
TRUCK SERIES 600/900

6 CYL-10.0L (611 C.I.D.), 14.0L (855 C.I.D.)

CUMMINS DIESEL

YEAR	MODEL/RESTRICTIONS	QUANTITY		PART NUMBER	DESCRIPTION
		611	855		
				6E055	BRACKET ASSY. (NOISE SHIELD) — Cont'd
90	L-LT900	4	4	E8HZ 6E055-R	Lower-#E8HT 6E077-EB
90	L-LN-LNT-LT-LTS900	2	2	E8HZ 6E055-S	Lower side front-#E8HT 6E077-LB
90	L-LN-LNT-LT-LTS900	2		E8HZ 6E055-AR	L.H.-#E8HT 6E055-AB
90	CL-CLT900 -- Cum. 400/444 H.P.		4	E8HZ 6E055-G	Lower-#E7HT 6E077-KA
90	CL-CLT900		2	E8HZ 6E055-H	Lower-#E8HT 6E077-NA
90	CL-CLT900	2	2	E8HZ 6E055-K	R.H.-upper-#E8HT 6M004-DA
90	CL-CLT900	2	2	E8HZ 6E055-V	R.H. upper-#E8HT 6M004-CB
90	CL-CLT900	2	2	E8HZ 6E055-AE	L.H. upper-#E8HT 6M005-AB
90	CL-CLT900	2	2	E8HZ 6E055-AG	R.H. upper-#E8HT 6M004-BA
90	CL-CLT900	2	2	E8HZ 6E055-AF	L.H. upper rear-#E8HT 6E023-AB
90	CL-CLT900	4	4	E8HZ 6E055-AP	L.H. upper-#E8HT 6E055-CB
90	CL-CLT900	1	1	FOHZ 6E055-B	#E8HT-6E054-DA
				6A057	SUPPORT (FRONT INSULATOR)
90	CL-CLT900		1	D8HZ 6A057-A	#D7HA 6A057-AA,AC, D8HT 6A057-AA
90	L-LN-LNT-LT-LTS900		1	* D5HA 6E062-CA	BRACKET (OIL PAN SHIELD) - Secure from Cummins source - vendor No. 215539
90	LNT900	2		DOHZ 6A065-E	CAP (SUPPORT)-REAR
90	L-LT-LTS900 -- drop frame		1		R.H.
90	LTL900		2	E1HZ 6A065-B	#E1HT-AA
90	LN-LNT900 -- exc. Drop frame with NTC 300,350		2		
90	L-LT-LTS900 -- exc. drop frame		2		
90	L-LT-LTS900 -- drop frame		1		L.H.
90	CL-CLT900		2	D9HZ 6A065-A	#EDD7HT 6E071-AB, E0HT 6E071-AA
				6A066	SPACER (FRONT SUPPORT INSULATOR)
90	CL-CLT900		1	D8HZ 6A066-A	
90	L-LN-LNT-LT-LTS900		1	D3HZ 6A067-E	BRACKET (FRONT SUPPORT)-LOWER
90	CL-CLT900		1		
90	LTL900		1		
90	LNT900	1			
				6A067	BRACKET (REAR SUPPORT TO FRAME)
90	CL-CLT900 -- w/steel frame		2	E0HZ 6A067-E	#E0HT 5086-JA
90	CL900	2		E8HZ 6A067-B	
90	CLT900	1		E8HZ 6A067-C	R.H.
		1		E8HZ 6A067-D	L.H.
90	L-LN-LNT-LT-LTS900		1	DOHZ 6A067-E	R.H.
90	LTL900		1	DOHZ 6A067-K	L.H.
90	LN-LNT900 -- NTC350, NTCC290,FORM 290 w/drop frame		2	D5HZ 6A067-B	R.H. & L.H.
90	LNT900	1		E4HZ 6A067-A	R.H.
		1		E4HZ 6A067-B	L.H.
90	LL-LTL900	1		E7HZ 6A067-A	R.H.
		1		E7HZ 6A067-B	L.H.
90	L-LN-LS-LT-LNT-LTS900 -- w/Fuller & Spicer trans.	1		E7HZ 6A067-C	R.H.
		1		E7HZ 6A067-H	L.H.
90	CL-CLT900		8	* 58724-S	Bolt (6A067 bracket to frame)-hex. hd. -5/8"-11 x 2 3/4"
			16	44881-S2	(X-40-G)-washer-5/8"
			8	34991-S2	(M-89-GH)-nut-5/8"-18-locking

YEAR	MODEL/RESTRICTIONS	QUANTITY			PART NUMBER	DESCRIPTION
		611	855			
90	CL-CLT900-"From Ser. JD5,001" reinforcements		8		50680-S2	(B-126-E) Bolt (attach 6A065 cap to 6A067 brkt.)-1/2"-13 x 2.75"
			8		44879-S2	(X-31-G) Washer
90	L-LN-LNT-LT900		8		★ 58722-S2	Bolt (6A067 bracket to frame)-hex. hd.-5/8"-11 x 2 1/4"
			16		373781-S2	(XX-214-A)-washer-flat-5/8"
			8		★ 34991-S2	Nut-5/8"-11
90	L-LT900 -- w/R.H. or L.H. gas tank or dual fuel tank-w/o outer frame		4		★ 58724-S2	Bolt (6A067 bracket to frame)-hex. hd.-5/8"-11 x 2 3/4"
			8		373781-S2	(XX-214-A)-washer-flat-5/8"
			4		34991-S2	(M-89-GH) Nut-5/8"-11
90	LN-LNT900 -- w/R.H. or L.H. fuel tank		4		★ 58723-S2	Bolt (6A067 bracket to frame)-hex. head-5/8"-11 x 2 1/2"
			8		373781-S2	(XX-214-A)-washer-flat-5/8"
			4		34991-S2	(M-89-GH) Nut-5/8"-11
90	LTS900 -- R.H. side-w/o outer frame reinforcement		2		★ 58722-S2	Bolt (6A067 bracket to frame)-hex. hd.-5/8"-11 x 2 1/4"
			2		★ 58723-S2	Bolt (6A067 bracket to frame)-hex. hd.-5/8"-11 x 2 1/2"
			8		373781-S2	(XX-214-A)-washer-flat-5/8"
			4		34991-S2	(M-89-GH) Nut-5/8"-11
90	LTS900 -- L.H. side-w/o outer frame reinforcement		3		★ 58722-S2	Bolt (6A067 bracket to frame)-hex. hd.-5/8"-11 x 2 1/4"
			1		★ 58723-S2	Bolt (6A067 bracket to frame)-hex. hd.-5/8"-11 x 2 1/2"
			8		373781-S2	(XX-214-A)-washer-flat-5/8"
			4		34991-S2	(M-89-GH) Nut-5/8"-11
90	LT900 -- R.H. and L.H. side w/outer frame reinforcement		4		★ 58724-S2	Bolt (6A067 bracket to frame)-hex. hd.-5/8"-11 x 2 3/4"
			4		★ 58726-S2	Bolt (6A067 bracket to frame)-hex. hd.-5/8"-11 x 3 1/4"
			16		373781-S2	(XX-214-A)-washer-flat-5/8"
			8		34991-S2	(M-89-GH) Nut-5/8"-11 5/8"-11 x 5"
90	LTS900 -- R.H. and L.H. side w/outer frame reinforcement		5		★ 58724-S2	Bolt (6A067 bracket to frame)-hex. hd.-5/8"-11 x 2 3/4"
			10		373781-S2	(XX-214-A)-washer-flat-5/8"
			5		34991-S2	(M-89-GH) Nut-5/8"-11
			3		58725-S2	(B-142-A)-bolt (6A067 bracket to frame)-hex. hd.-5/8"-11 x 5"
6068					INSULATOR (REAR SUPPORT)	
90	L-LN-LNT-LT-LTS900		2	2	D0HZ 6068-B	R.H. & L.H.
90	CL-CLT900			2		
90	LTL900			2		
90	LNT900		2			
6096					BRACKET (REAR SUPPORT)	
90	CL-CLT900			2	D8HZ 6096-B	#D7HA 6096-AA
90	L-LN-LNT-LT-LTS900 -- exc. NTC-350			1	D8HZ 6096-D	R.H.
				1	D8HZ 6096-C	L.H.
90	L-LT-LTS900 -- NTC350			1	D8HZ 6096-D	R.H.
				1	D8HZ 6096-C	L.H.

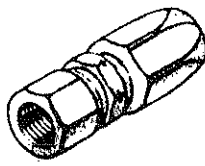
1990/
TRUCK SERIES 600/900

6 CYL-10.0L (611 C.I.D.), 14.0L (855 C.I.D.)

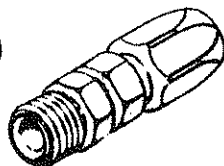
CUMMINS DIESEL

YEAR	MODEL/RESTRICTIONS	QUANTITY		PART NUMBER	DESCRIPTION
		611	855		
6096 BRACKET (REAR SUPPORT) -- Cont'd					
90	LN-LNT900-NTC350		1	D8HZ 6096-E	R.H.
			1	D8HZ 6096-C	L.H.
90	LTL900		2	D8HZ 6096-D	R.H. & L.H.
90	LN-LNT900	1		E4HZ 6096-D	R.H.
		1		E4HZ 6096-C	L.H.
90	L-LN-LNT-LT-LTS900		8	384136-S100	Bolt (6096 bracket to eng.)-hex. hd.-5/8"-11 x 1 7/8"
90	L-LN-LNT-LT-LTS900		8	387540-S100	Bolt (6096 bracket to eng.) -hex. locking-3/4-10 x 2 15/16"
90	L-LN-LNT-LT-LTS900		4	★ 58680-S2	Bolt (6A065 cap to 6096 bracket)-hex. hd.-1/2"-13 x 2 3/4"
			8	37240-S2	(X-32)-washer-flat-1/2"
			4	★ 34989-S2	Nut-1/2"-13
90	LNT900 -- without low temp. aftercooler	1		E5HZ 6B209-A	TENSIONER ASSY. (BELT IDLER)
6A359 PULLEY ASSY. (CRANKSHAFT)					
90	CL-CLT900		1	E4HZ 6A359-C	3 sheaves
90	LTL900 -- NTC 444		1	E8HZ 6A359-A	4 sheaves
90	CLT900 -- NTC 444		1	E8HZ 6A359-B	3 sheaves
90	L-LN-LNT-LT-LTS900 -- Cum. L10 A/T	1		★ E8HT 6A369-AA	ADAPTER (FLYWHEEL HOUSING)-Secure from Detroit Diesel Allison-vendor #6881378
90	L-LN-LNT-LT900	1	1	★ D0HA 6375-C	FLYWHEEL ASSY.-Secure from Cummins source-vendor No. 129594
90	CL-CLT900		1		
90	LTL900		1		
90	L-LN-LT-LTS900		1	★ D0HA 6B609-D	SUPPORT (OIL LEVEL INDICATOR TUBE)-Dealer improvise "L" shaped-1/8" thick steel
90	LNT900	1			
90	CL-CLT900		2	★ D0HA 6B609-F	Improvise
90	CL-CLT900		2	D8HZ 6A612-A	PLATE (OIL FILTER MOUNTING) by-pass type #D7HT-BA
90	LTL900		2		
6A631-A FILTER ASSY. (CRANKCASE VENTILATION OIL) SEPARATOR)					
90	Exc. Turbo charger		1	C6RZ 6A631-A	*FA-501
6B631 COVER (OIL LEVEL INDICATOR OPENING)					
90	L-LN-LNT-LT900 -- NH and NHC engine		1	★ D0HA 6B631-A	Secure from Cummins source-vendor No. 44808
90	L-LN-LNT-LT900 -- NTC engine		1	★ D0HA 6B631-B	Secure from Cummins source-vendor No. 178074

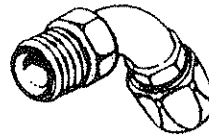
6A651-2 HOSE and FITTING (OIL FILTER BYPASS)



DOHZ 6748-E

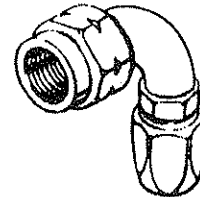


DOHZ 6748-A



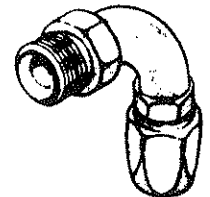
45°

DOHZ 6748-B



90°

DOHZ 6748-D



90°

DOHZ 6748-C

P.7448

IMPROVISE FROM DOHZ 6745-A BULK HOSE
 and UTILIZE FITTINGS ILLUSTRATED ABOVE AS REQUIRED

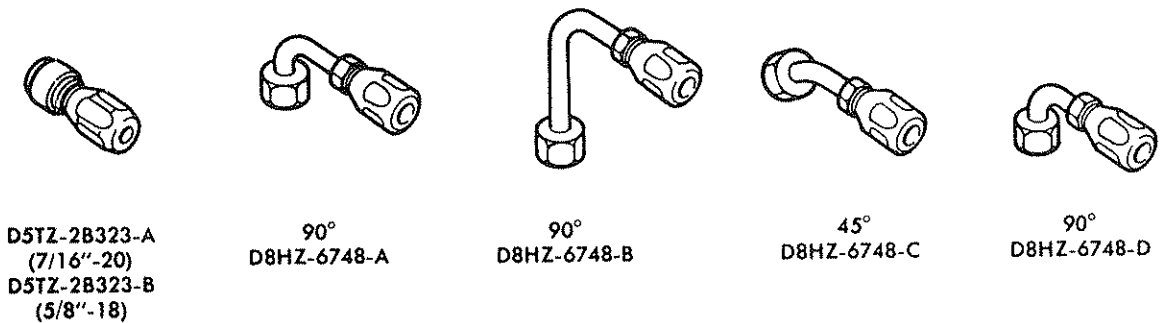
YEAR	MODEL/RESTRICTIONS	QUANTITY			PART NUMBER	DESCRIPTION
		611	855			
90			1		87302-S	(I-32)-elbow-90°-1/4"-18 and 5/8"-18 external threads
90	L-LN-LNT-LT900		1		384734-S100	(II-176-XJ)-elbow (hose to engine)-90°-3/8" tube-3/4" pipe
90	CL-CLT900		1		384959-S	(II-187-A)-Elbow (6A651-2 hose to 2A155 bracket)-90° swivel-3/8" hose
			1		385122-S	(II-39-G)-Connector (6A651-2 hose to 2A155 bracket)-1/4 pipe x 5/8"-18
90	L-LN900		1		386682-S100	(II-146-E)-TEE (attach oil filter hose)-3 way 1/4 pipe
90	CL-CLT900 -- NTC engine		1		375906-S100	(II-176-LB)-Elbow (attach oil filter hose to block)-5/8"-18 x 90°
90	L-LN-LNT-LT-LTS900 -- NTC engine		1			
90	CL-CLT900 -- NTC engine		1		372210-S100	(II-40-D) -Adapter (attach oil filter hose)- 1/8" x 1/4"
90	L-LN-LNT-LT-LTS900 -- NTC engine		1			
90	L-LN900 -- w/Luber finer oil filter	1	1		DOHZ 6B655-A	SUPPORT ASSY. (OIL FILTER MOUNTING OUTER)
					6B656	SUPPORT ASSY. (OIL FILTER MOUNTING INNER)-refer to Body Group 403E35
90					6A662	BRACKET (OIL FILTER HOSE SUPPORT)- Improvise locally
90					6A662	BRACKET (CABLE and TUBE MOUNTING)- Improvise locally
					6B667	TUBE and INDICATOR ASSY. (OIL LEVEL)- also refer to 6750
90	L-LN-LNT-LT-LTS900 -- NH engine		1		★ D0HA 6B667-A	Secure from Cummins source-vendor No. 203689
90	L-LN-LNT-LT-LTS900 -- NTC engine-		1		★ D7HT 6B667-AA	Secure from Cummins source-vendor No. 3014728
					6A683	DEFLECTOR (HEAT)
90	LN-LNT900		1		E8HZ 6A683-A	

1990/
TRUCK SERIES 600/900

YEAR	MODEL/RESTRICTIONS	QUANTITY			PART NUMBER	DESCRIPTION
		611	855			
6A690					BOLT (OIL FILTER CLAMP)	
90	L-LN-LNT-LT-LTS900 -- NTC 335 engine		4		D0HZ 6A690-A	
90	L-LN-LNT-LT-LTS900 -- NTC 270-CT engine		4			
6714					FILTER ASSY. (OIL) - Also refer to group 6731	
90	L-LN-LNT-LT-LTS900		1		D9HZ 6714-A	By-pass bracket mounted type-#D9HT
90	CL-CLT900		1			6A650-CA-steel
90	CL-CLT900		1		D9HZ 6714-B	By-pass bracket mounted type-#D9HT
90	L-LN-LNT-LT900		1			6A650-DA-Aluminum
90	CL-CLT900 -- NTC engine		1		384213-S	(YY-7)-Strap (oil filter hose to eng. tube)-14.8" long
90	L-LN-LNT-LT-LTS900 -- NTC engine		1			
6728					BRACKET (OIL FILTER BY-PASS MOUNTING)	
90	L-LN-LNT-LT-LTS900 -- with (1) 12V battery each side		1		D0HZ 6728-F	14-1/4" long-2 1/2" wide-channel iron
90	L-LN-LNT-LT-LTS900 -- with (4) 6 volt batteries		1		D0HZ 6728-B	
90	L-LN-LNT-LT-LTS800/900, W-WT900 -- with (2) 12 volt batteries one side		1		D0HZ 6728-A	25-1/4" long
90	L-LN-LNT-LT-LTS900 -- w/cab mounted filter		1		F0HZ 6728-A	Upper-8 5/16" long x 3" wide
90	LTL900 -- w/cab mounted filter		1		F0HZ 6728-B	Lower-8 3/32" long x 3" wide
90	L-LN-LNT-LT-LTS900 -- w/tilt mounted filter		1		F0HZ 6728-C	
90	LTL900 -- w/tilt mounted filter		1			
90	CL-CLT900 -- vertical mount -- w/o air brake -- w/air brake		1 2		D8HZ 6728-A	
90	CL-CLT900 -- w/battery mounted filter		1		E3HZ 6728-B	Outside
			1		E3HZ 6728-C	Inside
6731					ELEMENT ASSY. (OIL FILTER) -also refer to group 6714	
90	All with large capacity oil systems		1		E3HZ 6731-A	*FL-797-A-Spin-on type by-pass filter
90			1			
90			1		E4HZ 6731-A	*FL-319-FP-engine mounted filter
90			AR		D0HZ 6745-A	HOSE (OIL FILTER BULK)-5/16" I.D. x 5/8" O.D. x 25' roll
6748					FITTING (OIL FILTER HOSE)	
90			AR		D0HZ 6748-A	Straight-5/8"-18 male x 2 5/16" long
			AR		D0HZ 6748-E	Straight-5/8"-18 female x 2 5/64" long
			AR		D0HZ 6748-B	45°-5/8"-18 male x 2 21/32" long
			AR		D0HZ 6748-C	90°-5/8"-18 male x 2 9/64" long
			AR		D0HZ 6748-D	90°-5/8"-18 female x 1 29/32" long
90			AR		D8HZ 6748-A	90°-5/8"-18 female-2.69" long to bend
			AR		D8HZ 6748-B	90°-5/8"-18 female-2.69" long to bend
			AR		D8HZ 6748-C	45°-7/16"-20 female-2.45" long to bend
			AR		D8HZ 6748-D	90°-7/16"-20 female-2.35" long to bend
6750					INDICATOR (OIL LEVEL)-also refer to 6B667	
90	CL-CLT900 -- exc. NTC 444		1		E1HZ 6750-F	#EOHT-CA
90	CL-CLT900 -- NTC 444		1		E8HZ 6750-T	#E8HT-MB

YEAR	MODEL/RESTRICTIONS	QUANTITY		PART NUMBER	DESCRIPTION
		611	855		
				6750	INDICATOR (OIL LEVEL)-Also refer to 6B667 -- Cont'd
90	CL-CLT900	1		E8HZ 6750-R	#E8HT-BD
90	CL-CLT900		1	E8HZ 6750-F	#E8HT-MA
90	L-LL-LN-LNT-LT-LTS900		1	E8HZ 6750-S	#E8HT-AC
90	LS-LTS900		1	E8HZ 6750-H	#E8HT-DA
				6754	TUBE ASSY. (OIL LEVEL INDICATOR)
90	CL-CLT900	1		E8HZ 6754-B	
90	CL-CLT900		1	E8HZ 6754-D	
90	LL-LTL900		1	E8HZ 6754-C	
90	L-LN-LNT-LS-LT-LTS900		1	E8HZ 6754-E	
				6763	PIPE ASSY. (OIL FILLER)
90	CL-CLT900 -- Calif.--		1	D8HZ 6763-G	Lower
90	L-LN-LS-LT-LNT-LTS900	1		FOHZ 6763-B	
90	LL-LTL900	1			
90	CL-CLT900		1	E0HZ 6766-A	CAP (OIL FILLER)-*EC-676-Incl. chain
				6775-6	SHIELD (NOISE INSULATOR)
90	CL-CLT900		1	E8HZ 6775-V	Lower R.H.-#E8HT 6E027-KD
			1	E8HZ 6776-D	Lower L.H.-#E8HT 6E027-JC
90	CL-CLT900	1	1	E8HZ 6775-F	Upper R.H.-#E8HT 6M002-GB
		1	1	E9HZ 6776-A	Upper L.H.-#E8HT 6M003-FC
90	LL-LTL900	1	1	E8HZ 6775-B	R.H.-#E8HT 6M002-FB
90	L-LN-LNT-LT-LTS900	1	1	E8HZ 6775-E	R.H.-#E8HT 6E027-HC
		1	1	E8HZ 6776-C	L.H.-#E8HT 6E027-GC
90	LTS800/900	1	1	E8HZ 6775-U	Lower R.H.-#E8HT 6E027-FB
		1	1	E8HZ 6776-S	Lower L.H.-#E8HT 6E027-EB
90	L-LT-LS-LTS900	1	1	E9HZ 6775-B	Upper R.H.
		1	1	E9HZ 6776-C	Upper L.H.
90	LN-LNT900	1	1	E9HZ 6775-B	Upper R.H.
		1	1	E9HZ 6776-B	Upper L.H.
90	CL-CLT900 --	1	1	E0HZ 6786-A	BRACKET (OIL FILLER SUPPORT)-#E0HT 6B621-AA-upper
90	CL-CLT900		1	D8HZ 6786-C	#D7HT 6B621-CE
90	L-LN-LS-LT-LNT-LTS900		4	FOHZ 6K786-C	CLAMP (CHARGER AIR COOLER TUBE)
90	CL-CLT900		1	* 6A787	HOSE (OIL FILLER PIPE)-Cut From D1PZ 8333-A bulk hose

6B850-1 HOSE and FITTING (OIL)



P-16202

IMPROVISE FROM 2269 BULK HOSE
 and UTILIZE FITTINGS ILLUSTRATED ABOVE AS REQUIRED IF NOT LISTED BELOW

1990/
TRUCK SERIES 600/900

6 CYL-10.0L (610 C.I.D.), 14.0L (855 C.I.D.)
CUMMINS DIESEL

YEAR	MODEL/RESTRICTIONS	QUANTITY		PART NUMBER	DESCRIPTION
		611	855		
90	CL-CLT900 - -		1	E1HZ 6B850-D	Outlet-#E1HT-GA
			1	E1HZ 6B851-E	Inlet-#E1HT-HA
90	L-LN-LNT-LT-LTS900 -- NTC350-with Rockford clutch		1	E2HZ 6B850-A	Outlet-#E1HT-AB
			1	E2HZ 6B851-A	Inlet-#E1HT-AB
90			1	C1TZ 6885-A	GASKET (OIL FILTER COVER)-8 1/2" I.D. cross section diamond shape
90	CL-CLT900 - - exc. Calif.		1	★ E2HZ 6A868-A	ADAPTOR (OIL FILLER TUBE)-serviced by Cummins diesel
90	L-LN-LNT-LT-LTS900		1	E5HZ 6A868-A	ADAPTOR ASSY. (OIL TUBE EXTENSION)
90	LS,LTS900		1		
90	CL-CLT900 - - exc. Calif.		1	★ E2HZ 6K899-A	GASKET (OIL FILLER TUBE ADAPTOR)-serviced by Cummins diesel
90	All	AR	AR	E8HZ 6N945-A	RECEPTACLE (NOISE SHIELD STUD)

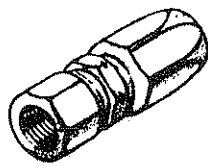
1990/
TRUCK SERIES 600/900

YEAR	MODEL/RESTRICTIONS	QUANTITY			PART NUMBER	DESCRIPTION
				636		
90	C-CT800			1	E1HZ 6B018-A	WIRING ASSY. (BLOCK HEATER)
90	B-F700/800			1		
					6A027	SPACER (SUPPORT INSULATOR)
90	L-LN-LNT-LT-LTS800			2	E0HZ 6A027-C	
90	C-CT700/800			2		
90	LN600/750			2	C8TZ 6A027-A	Rear
90	C-CT800 -- M/T			2		
90	C-CT700/800, LN700 -- T/M			2	B8TZ 6A027-B	Rear
					6028	BRACKET (FRONT SUPPORT)
90	C-CT800, LN700, L-LN-LNT LT-LTS800			1	D0HZ 6028-L	
					6038-9	INSULATOR (FRONT SUPPORT)
90	B-F600/700, LN600/700, L-LN-LNT-LT-LTS800-			2	E1HZ 6038-A	
90	C-CT700/800			2		
90	C-CT800			1	E0AZ 6A051-A	HEATER ASSY. (BLOCK)
90	B-F700/800			1	E1HZ 6A051-A	
					6E055	BRACKET ASSY. (NOISE SHIELD)
90	L-LN-LNT-LT-LTS800			1	D8HZ 6E055-T	R.H.-#D7HT 6M004-HA
90	LN-LNT800 -- 210 H.P. 2600 RPM			1	D7HZ 6E055-A	L.H.-upper
				1	E6HZ 6E055-A	R.H.-upper
90	LTS800			4	E8HZ 6E055-T	Lower-#E8HT 6E055-FB
90	LTS800			1	E8HZ 6E055-AA	Lower-#E8HT 6E077-VB
					6A057	SUPPORT (FRONT INSULATOR)
90	C-CT700/800			1	E4HZ 6A057-A	Crossmember type
90	L-LN-LT700/800			1		
90	L-LN-LNT-LT-LTS800			2	384234-S100	(BB-546-C)-bolt (6A057 support to insulator) -hex. washer hd.-1/2"-13 x 1 1/4"
					6A061	INSULATOR (REAR SUPPORT)
90	C-CT600/800 -- Cat. 3208N-M/T			2	C8TZ 6A061-A	
90	C-CT700/800 -- Cat. 3208N-M/T			2		
90	L-LT800			2		
90	C-CT700/800 -- T/M			2	B8TZ 6A061-B	
90	L-LN-LNT-LT-LTS800			2	E1HZ 6A065-B	CAP (SUPPORT)-REAR-#E1HT-AA
90	C-CT800, LN700-			2		
90	L-LN-LNT-LT-LTS800			4	★ 58680-S2	Bolt (6A065 cap to 6096 bracket)- hex. hd.-1/2"-13
				8	44735-S8	(X-32)-washer-flat-1/2"
				4	★ 34989-S2	Nut-1/2"-13
90	C-CT700/800 -- Cat. 3208N			1	D3HZ 6A067-E	BRACKET (FRONT SUPPORT)
90	L-LN-LNT-LT-LTS700/800			1		
90	C-CT800 -- Cat. 3208T			1	E1HZ 6A067-C	R.H.-#E1HT 5086-DA
				1	E1HZ 6A067-D	L.H.-#E1HT 5087-BA
					6A067	BRACKET (REAR SUPPORT)
90	L-LN-LNT-LT-LTS800			2	D0HZ 6A067-D	
90	C-CT800, LN700			2		
90	L-LN-LNT-LT-LTS800 -- w/outer frame reinforcement			8	58678-S2	(B-125-A)-bolt (6A067 bracket to frame) hex. hd.-1/2"-13 x 2 1/4"
90	L-LN-LNT-LT-LTS800 -- w/o outer frame reinforcement			4		
				16	44735-S8	(X-32)-washer-flat-1/2"
				AR	★ 34989-S2	Nut-1/2"-13

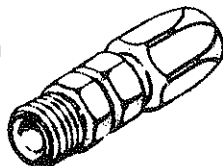
1990/
TRUCK SERIES 600/900

YEAR	MODEL/RESTRICTIONS	QUANTITY			PART NUMBER	DESCRIPTION
				636		
					6068	INSULATOR ASSY. (REAR SUPPORT)
90	C-CT700/800, LN700 -- M/T			2	C8TZ 6068-B	
90	C-CT700/800 -- T/M			2	C2TZ 6068-A	
90	L-LN-LNT-LT-LTS800			2	D0HZ 6068-B	
					6096	BRACKET (REAR SUPPORT)
90	C-CT800 -- 3208N, MT653			1	D6HZ 6096-B	R.H.
				1	D6HZ 6096-A	L.H.
90	C-CT800 -- 3208T			1	E2HZ 6096-B	R.H.
				1	E2HZ 6096-C	L.H.
90	L-LN-LNT-LT-LTS800 -- M/T			1	D0HZ 6096-M	R.H.
90	L-LN-LNT-LT-LTS800 -- A/T			2		R.H. & L.H.
90	L-LN-LNT-LT-LTS800 -- M/T			1	E4HZ 6096-E	L.H.
90	L-LN-LNT-LT-LTS800			8	384132-S2	(BB-546-E)-bolt (6096 bracket to engine) -1/2"-13 X 1 3/4"
				8	44735-S	(X-32)-washer-flat-1/2"
90	C-CT800 -- T/M			2	384895-S2	(BB-327-H)-bolt (6096 brkt. to crossmember)- 5/8"-18 x 3.75"
					6A096	SPACER (CROSS MEMBER) -- Improve
					6A312	PULLEY ASSY. (CRANKSHAFT OUTER)
90	C-CT700/800 -- without fan clutch			1	D6HZ 6A312-A	#D5HA-AA-7 5/16" dia.
90	C-CT700/800 -- w/fan clutch			1	D8HZ 6A312-A	#D7HT-AB-3 sheaves-7 5/16" O.D.
90	L-LN-LNT-LT-LTS800 -- with front P.T.O.			1	D9HZ 6A312-D	#D9HT-AA-2 sheaves-6.73" dia.
90	L-LN-LNT-LT-LTS800 -- 3208N (2800 R.P.M. rated)			1	E3HZ 6A312-A	#E3HT-AB
90	L-LN-LNT-LT-LTS800 -- 3208T			1	E3HZ 6A312-B	#E3HT-BA
90	L-LN-LNT-LT-LTS800 -- 3208N (2600 R.P.M. rated or below)			1		
90	L-LN-LNT-LT-LTS 800 -- P/S			6	58639-S2	(B-90-D)-bolt (pulley to crankshaft)- 3/8"-16 x 2.25"
90	C-CT800 -- A/T			1	E0HZ 6A369-A	ADAPTER (FLYWHEEL TO TRANSMISSION)
90	L-LN-LNT-LT-LTS800 -- A/T			1		
					6A370	PLATE ASSY. (FLYWHEEL TO TRANSMISSION ADAPTER)
90	A/T			1	D5HZ 6A370-A	#D5HA 6A370-AA-17" O.D. steel
90	A/T			1	D3HZ 6A370-B	#D3HA 6447-AA-17" O.D.-steel
					6375	FLYWHEEL ASSY.
90	C-CT700/800 -- M/T			1	★ E9HT 6375-BA	Secure from Caterpillar Source-vendor No. 9Y9310
90	C-CT700/800 -- A/T			1	★ E9HT 6375-AA	Secure from Caterpillar source-vendor No. 9Y9311

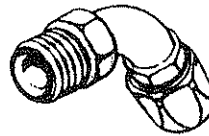
YEAR	MODEL/RESTRICTIONS	QUANTITY		PART NUMBER	DESCRIPTION
			636		
90	L-LN-LNT-LT-LTS800 -- MT650 T/M		1	E4HZ 6376-A	SPACER (FLYWHEEL REINFORCING PLATE)
90	C-CT800 -- A/T		1		
90	C-CT700/800,L-LN-LNT-LT-LTS800		1	* C8TA 6431-A	PLATE (FLYWHEEL TO CRANKSHAFT LOCKING) secure from Caterpillar source-vendor No. 9L8011
90				* D0HA 6B609-D	BRACKET (HOSE)-Improvise
6A651-2 HOSE and FITTING (OIL FILTER BY-PASS)					



DOHZ 6748-E

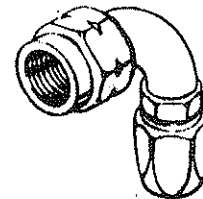


DOHZ 6748-A



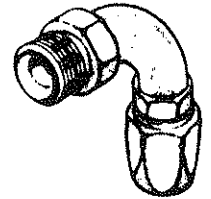
45°

DOHZ 6748-B



90°

DOHZ 6748-D



90°

DOHZ 6748-C

IMPROVISE FROM DOHZ 6745-A BULK HOSE
and UTILIZE FITTINGS ILLUSTRATED ABOVE AS REQUIRED

P.7448

90	L-LN800 -- w/"Luberfiner" OIL FILTER		1	DOHZ 6B655-A	SUPPORT ASSY. (OIL FILTER MOUNTING- OUTER)
				6B656	SUPPORT ASSY. (OIL FILTER MOUNTING- INNER)-refer to Body Group 403E35
90	C-CT600/800		1	6A662	BRACKET (OIL FILTER HOSE SUPPORT)- Improvise
90	L-LN-LNT-LT-LTS800 -- w/back of cab oil filter		1	D9HZ 6A662-A	
				6A662	BRACKET (CABLE and TUBE MOUNTING)- Improvise
90	L-LN-LT-LNT-LTS800		4	DOHZ 6A690-A	BOLT (OIL FILTER CLAMP)
				6714	FILTER ASSY. (OIL)-Also refer to group 6731
90	L-LN-LNT-LT-LTS800		1	D9HZ 6714-A	By-pass bracket mounted type #D9HT 6A650-CA-steel
90	L-LN-LNT-LT-LTS800		1	D9HZ 6714-B	By-pass bracket mounted type #D9HT 6A650-DA-aluminum
				6728	BRACKET (OIL FILTER BY-PASS MOUNTING)
90	L-LN-LNT-LT-LTS800 -- with (4) 6V batteries		1	DOHZ 6728-B	
90	L-LN-LNT-LT-LTS800 -- WITH (2) 12V batteries		1	DOHZ 6728-A	20 3/4" long
90	L-LN-LNT-LT-LTS800 -- with (1) 12V battery		1	DOHZ 6728-F	14 1/4" long-2 1/2" wedge-channel iron
90	L-LN-LNT-LT-LTS800 -- w/cab mounted filter		1	DOHZ 6728-G	Upper-8 5/16" long-3" wide
			1	DOHZ 6728-H	Lower-8 3/32" long-3" wide
90	L-LN-LNT-LT-LTS800 -- tilt mounted filter		1	FOHZ 6728-C	

1990/
TRUCK SERIES 600/900

YEAR	MODEL/RESTRICTIONS	QUANTITY			PART NUMBER	DESCRIPTION
			636			
					6728	BRACKET (OIL FILTER BY-PASS MOUNTING) — Cont'd
90	B700/800		1		E3HZ 6728-A	#E3HT-AC
90	F700/800		1		E7HZ 6728-B	#E7HT-CA
					6731	ELEMENT ASSY. (OIL FILTER)—Also refer to GROUP 6714
90	B-C-CT-F-L-LN-LNT-LT-LTS 700/800 -- 3208N		2		D9HZ 6731-A	*FL-337-eng. mount type
90	C-CT600/800,L-LN-LNT-LT- LTS600/800		1		D5PZ 6731-A	*FL-750-standard-by-pass type
90	C-CT600/800,L-LN-LNT-LT- LTS600/800		1		D5PZ 6731-A	*FL-750- standard-by-pass type
90			1		D5PZ 6731-B	*FL-751-Premium-by-pass type
90			AR		D5PZ 6731-C	*FL-750-FP-Std.-consists of 4 filters in package
90	Exc. Canada		AR		D5PZ 6731-D	*FL-751-FP-Premium-consists of 4 filters in package
90			AR		D0HZ 6745-A	HOSE (OIL FILTER BULK)-5/16" I.D. x 5/8" O.D.- -25' roll
					6748	FITTING (OIL FILTER HOSE)
90			AR		D0HZ 6748-A	Straight-5/8"-18 male-2 5/16" long
			AR		D0HZ 6748-E	Straight-5/8"-18 female-2 5/64" long
			AR		D0HZ 6748-B	45°-5/8"-18 male-2 21/32" long
			AR		D0HZ 6748-C	90°-5/8"-18 male-2 9/64" long
			AR		D0HZ 6748-D	90°-5/8"-18 female-1 29/32" long
90			1		*C8TA 6750-E	INDICATOR (OIL LEVEL)-Secure from Caterpillar source-vendor No. 9L8948
					6K759	BRACKET (OIL COOLING TUBE) - Improve
90	C-CT600/800		1		E3HZ 6766-A	CAP (OIL FILLER) *EC-681
					6775-6	SHIELD (NOISE INSULATOR)
90	LN700		1		D8HZ 6775-AH	R.H.-#D8HT 6M002-CA,CB,EDD8HT 6M002-CA
			1		E1HZ 6776-D	L.H.-#D8HT 6M003-CA,CB,EDD8HT 6M003-CA
90	LN-LNT800 -- 210 H.P.		1		E6HZ 6775-B	R.H.
			1		E6HZ 6776-B	L.H.
90	L-LN-LNT-LT-LTS800		4		388271-S100	(HH-52-E)-Fastener (wing type) quick open (attach 6E055 to shield)-3/8"
90	L-LN-LNT-LT-LTS800		4		388270-S100	(HH-53-E)-Pin quick open (attach 6E055 brkt. to shield) 3/8" x 3/4"
90	C-CT700/800		2			
90	L-LN-LNT-LT-LTS800		4		388268-S100	(WW-1-E)-Retainer (washer type) (use between shield and brkt.)- 3/8"-I.D. 1 3/4" O.D.
90	C-CT700/800		2			
90	L-LN-LNT-LT-LTS800		AR		37820-S36	(SS-45-M)-Rivet-pop (noise shield) to floor pan)-1/4" dia.
90	C-CT600/800		1		C4TZ 6784-A	NECK and BRACKET ASSY. (OIL FILLER HOSE)
90	C-CT600/800		1		C8TZ 6793-C	HOSE (OIL FILLER PIPE)-7" long
90			1		D0HZ 6838-A	SEAL (OIL FILTER COVER)-*FM-172-8" I.D.- cross section square shaped
90			1		C1TZ 6885-A	GASKET (OIL FILTER COVER)-8 1/2" I.D.-cross section diamond shaped
90	C-CT700/800 -- 3208N		1		E6HZ 6A867-A	BRACKET (OIL FILLER SUPPORT)

6 CYL.-10.3L (629 C.I.D.)

6 CYL.-10.5L (638 C.I.D.)

6 CYL.-14.6L (893 C.I.D.)

1990/
TRUCK SERIES 600/900

SECTION 60.4 1
CATERPILLAR DIESEL

YEAR	MODEL/RESTRICTIONS	QUANTITY			PART NUMBER	DESCRIPTION
		629	638	893		
					6026	PLUG (ENGINE)
90	CL-CLT900			1	87741-S101	(P-23)-plug (used in engine oil cooler)
90	L-LN-LNT-LT-LTS900			1		
90	L-LN-LNT-LS-LT-LTS900	1	1		E8HZ 6B018-A	WIRING ASSY. (BLOCK HEATER)
					6A027	SPACER (FRONT SUPPORT)
90	L-LN-LNT-LT-LTL900			2	D3HZ 6A027-A	
					6028	BRACKET (FRONT SUPPORT)
90	L-LN-LNT-LT900			1	E5HZ 6028-B	
90	LTL900			1		
90	CL-CLT900			1	D8HZ 6028-D	
90	L-LN-LNT-LS-LT-LTS900	1			FOHZ 6028-C	#E9HT-CA
90	L-LN-LS-LT-LNT-LTS-LL-LTL900	1			FOHZ 6028-A	
90				8	58689-S2	(B-129-JE)-Bolt (bracket to eng.)-1/2"-13 x 5 1/2"
				8	44879-S2	(X-31-G)-flatwasher-1/2"
					6038	INSULATOR (FRONT SUPPORT)
90	L-LN-LS-LT-LNT-LTS900	2	2	2	D3HZ 6038-A	
90	LL-LTL900	2		2		
90	CL-CLT900			2	E3HZ 6038-A	#E3HT-BA
					6046	SUPPORT (FRONT BRACKET)
90	CL-CLT900			1	D8HZ 6046-C	R.H.-#D7HT 6B008-BA,BB
				1	D8HZ 6046-D	L.H.-#D7HT 6B009-BB,BC
90	LN-LNT900		1		E9HZ 6046-A	R.H.
			1		E9HZ 6046-B	L.H.
90	L-LN-LNT-LS-LT-LTS900	1	1		E8HZ 6A051-A	HEATER ASSY. (BLOCK) 1500 watt.
					6E055	BRACKET ASSY. (NOISE SHIELD)
90	CL-CLT900			4	E8HZ 6E055-G	Lower-#E8HT 6E077-KA
90	CL-CLT900			2	E8HZ 6E055-H	Lower-#E8HT 6E077-NA
90	CL-CLT900			2	E8HZ 6E055-K	R.H.-upper-#E8HT 6M004-DA
90	CL-CLT900			2	E8HZ 6E055-V	R.H.-#E8HT 6M004-CB
90	CL-CLT900			2	E8HZ 6E055-AE	L.H. upper-#E8HT 6M005-AB
90	CL-CLT900			2	E8HZ 6E055-AF	L.H. upper rear-#E8HT 6E023-AB
90	CL-CLT900			2	E8HZ 6E055-AG	R.H. upper-#E8HZ 6E055-BA
90	CL-CLT900			4	E8HZ 6E055-AK	Lower-#E8HT 6E077-KC
90	CL-CLT900			4	E8HZ 6E055-AP	L.H. upper-#E8HT 6E055-CB
90	LTL900			1	E1HZ 6E055-C	Upper rear R.H.-#E1HT 6M004-AA
				1	E1HZ 6E055-D	Upper rear L.H.-#E1HT 6M005-AA
				2	D7HZ 6E055-A	Upper front R.H. & L.H.-#D7HT 6M004-FA
90	L-LN-LNT-LT900			4	E8HZ 6E055-P	R.H.-#E8HT 6E077-HB
				4	E8HZ 6E055-N	L.H.-#E8HT 6E077-GA
90	L-LT900			4	E8HZ 6E055-R	Lower-#E8HT 6E077-EB
90	L-LN-LNT-LT-LTS900			2	E8HZ 6E055-S	Lower side front-#E8HT 6E077-LB
90	LS-LTS900			1	E8HZ 6E055-AA	Lower-#E8HT 6E077-VB
90	LL-LTL900			1	E8HZ 6E055-AD	L.H. upper-#E8HT 6M005-BA
90	LL-LTL900			1	E8HZ 6E055-AN	L.H.-#E8HT 6E055-DA
90	LL-LTL900			1	E8HZ 6E055-AM	R.H. & L.H.-#E8HT 6E054-FA
90	L-LN-LS-LT-LNT-LTS900	1	1	1	FOHZ 6E055-A	#FOHT-AA
					6A057	SUPPORT (FRONT INSULATOR)
90	CL-CLT900			1	D8HZ 6A057-A	#D7HA 6A057-AA,AC,D8HT 6A057-AA
					6A065	CAP (SUPPORT)
90	L-LN-LNT-LT900			2	E1HZ 6A065-B	#E1HT-AA
90	LTL900			2		
90	CL-CLT			1	D9HZ 6A065-A	#EDD7HT 6E071-AB, E0HT 6E071-AA
90	L-LT900			4	58680-S2	(B126-E)-Bolt (cap to bracket) -1/2"-13 x 2 3/4"
				8	44879-S2	(X-31-G)-flatwasher-1/2"
				4	★ 34989-S2	Nut-1/2"-13

JULY, 1989

COPYRIGHT © 1989-

FORD MOTOR
COMPANY

-DEARBORN, MICHIGAN

NEW ISSUE

1990/
TRUCK SERIES 600/900

6 CYL.-10.3L (629 C.I.D.)
6 CYL.-10.5L (638 C.I.D.)
6 CYL.-14.6L (893 C.I.D.)

YEAR	MODEL/RESTRICTIONS	QUANTITY			PART NUMBER	DESCRIPTION
		629	638	893		
6A065 CAP (SUPPORT) — Cont'd						
90	CL-CLT900			8	50680-S2	(B-126-E)-Bolt (cap to bracket) -1/2"-13 x 2.75"
				8	44879-S2	(X-31-G) Washer
6A066 SPACER (FRONT SUPPORT INSULATOR)						
90	CL-CLT900			2	D8HZ 6A066-A	
6A067 BRACKET (FRONT SUPPORT)						
90	L-LT900			1	D3HZ 6A067-E	
90	CL-CLT900			1		
90	LTL900			1		
90	L-LT900			2	★ 385514-S2	Bolt (Bracket to insulator)-5/8"-11 x 5"
				4	44881-S2	(X-40-G)-flatwasher-5/8"
				2	385511	(MM-69)-Nut-5/8"-11
				2	72054-S	(N-61)-cotter pin
6A067 BRACKET (REAR SUPPORT TO FRAME)						
90	CL-CLT900 -- w/steel frame			2	E0HZ 6A067-E	#D7HT 5086-AB, E0HT 5086-JA
90	CL-CLT900 -- w/alum. frame- "From Ser. GJ5,001"			2	E0HZ 6A067-F	#EDD7HT 5086-EB, E0HT 5086-HA
90	L-LN-LNT-LT900			1	D4HZ 6A067-B	R.H.
90	LTL900			1	D0HZ 6A067-K	L.H.
90	L-LN-LNT-LS-LT-LTS900		1		E7HZ 6A067-C	R.H.
			1		E7HZ 6A067-D	L.H.
90	CL-CLT900			8	★ 58724-S	Bolt (6A067 bracket to frame)-hex. hd. -5/8"-11 x 2 3/4"
				16	44881-S2	(X-40-G)-washer-5/8"
				8	34991-S2	(M-89-GH)-nut-5/8"-18-locking
90	LTS900 -- w/o outer frame reinforcement			2or3	★ 58722-S2	Bolt-(Bracket to frame)-5/8"-11 x 2 1/4"
90	LTS900 -- w/o outer frame reinforcement			1or2	★ 58723-S2	Bolt (Bracket to frame)- 5/8"-11 x 2 1/2"
90	LT900 -- w/outer frame reinforcement			4	★ 58724-S2	Bolt (Bracket to frame)- 5/8"-11 x 2 3/4"
90	LTS900 -- w/outer frame reinforcement			2or3		
90	LTS900 -- w/outer frame reinforcement			1or2	58725-S2	(B-142-A) Bolt (Bracket to frame)-5/8"-11 x 3"
90				8	44881-S2	(X-40-G)-flatwasher-5/8"
90				4	34991-S2	(M-89-GH)-nut-5/8"-11
6068 INSULATOR (REAR SUPPORT)						
90				2	D0HZ 6068-B	
6096 BRACKET (REAR SUPPORT)						
90	L-LN-LNT-LT900			1	D4HZ 6096-A	R.H.
90	LTL900			1	D4HZ 6096-B	L.H.
90	CL-CLT900			2	D8HZ 6096-B	#D7HA 6096-AA
90	LN-LNT900		1		E8HZ 6096-E	R.H.
			1		E8HZ 6096-D	L.H.
90				1	58725-S2	(B-142-A)-Bolt (Bracket to eng.)-5/8"-11 x 3"
90				9	★ 58722-S2	Bolt (Bracket to eng.)-5/8"-11 x 2 1/4"
90	L-LN-LNT-LT-LTS900 -- 350 H.P. & below			1	E8HZ 6228-A	SEAL (POWER TURBO NOZZLE) 3.19" I.D.
90	L-LN-LNT-LT-LTS900 -- 400 H.P. & up			1	E8HZ 6228-B	3.72" I.D.
90	L-LN-LNT-LS-LT-LTS900 -MT654 A/T	1			★ F0HZ 6A369-A	ADAPTER (FLYWHEEL TO TRANS.) Secure from Detroit Diesel-vendor no. 6881378
90				1	★ D4HA 6375-AA	FLYWHEEL ASSY. - secure from CATERPILLAR source-vendor No. 9N675
90	CL-CLT900			2	D8HZ 6A612-A	PLATE (OIL FILTER MOUNTING)-by- pass type-#D7HT-BA
90	LTL900			2		

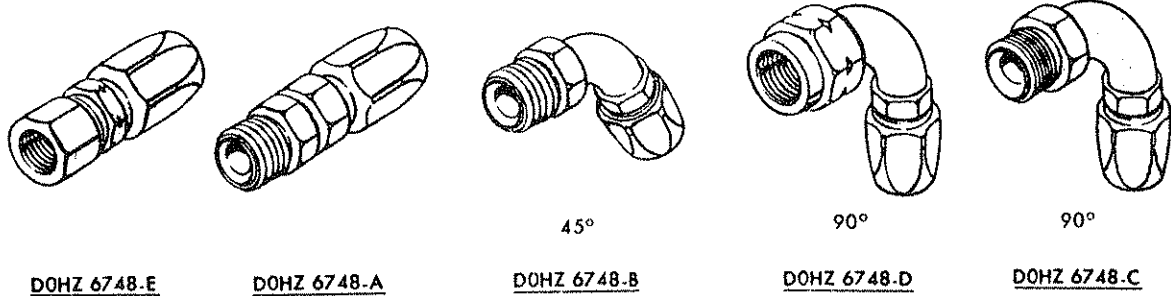
6 CYL.-10.3L (629 C.I.D.)
 6 CYL.-10.5L (638 C.I.D.)
 6 CYL.-14.6L (893 C.I.D.)

1990/
TRUCK SERIES 600/900

SECTION 60.4 3
 CATERPILLAR DIESEL

YEAR	MODEL/RESTRICTIONS	QUANTITY			PART NUMBER	DESCRIPTION
		629	638	893		
90	L-LT-LTS900			1	D4HZ 6B612-A	PIPE and CAP ASSY. (OIL FILLER)-
90	LTL900			1		Incl. (1) D4HZ 6766-A CAP
90	All		1		E8HZ 6A640-A	CONNECTION (CHARGER AIR COOLER TO
						ENG. CHARGER)
90	All		1	1	E8HZ 6A640-B	
90	All			1	E8HZ 6A640-G	
90				1	E8HZ 6C640-A	CONNECTION (CHARGER AIR COOLER
						DUCT)-tapered hose-4" I.D. x 4.5" I.D.
						x 3.5" long-cooler to manifold
90				1	E8HZ 6C640-B	Compressed center section-3.5" long-cooler to manifold
90				1	E8HZ 6C640-C	4.5" I.D. x 4.5" I.D. x 3.5" long-comp. to
						charger cooler
90				1	E8HZ 6C640-D	4.5" I.D. x 4.5" I.D. x 3.46" long-comp. to
						charger cooler
90	L-LN-LNT-LT-LTS900			1	E8HZ 6C640-G	CONNECTOR (CHARGER AIR COOLER DUCT)
						-straight hose 4.5" I.D. x 3.5" long
90	CL-CLT900			1	D8HZ 6N642-A	ELBOW (OIL TUBE)-90° - used to attach
						filler tube to oil pan

6A651-2 HOSE and FITTING (OIL FILTER BY-PASS)



P-7448

IMPROVISE FROM DOHZ 6745-A BULK HOSE
 AND UTILIZE FITTINGS ILLUSTRATED ABOVE AS REQUIRED

90	CL-CLT900			1	385122-S	(II-39-G)Connector (6A651-2 hose to
				1	384959-S	2A155 bracket)-1/4 pipe x 5/8"-18
90	CL-CLT900			1	374410-S100	(II-187-A)Elbow (6A651-2 hose to
						2A155 bracket)-90° swivel-3/8" hose
90	CL-CLT900			1	373336-S100	(II-201-BA)-TEE (6A651 hose & oil temp.
						switch to block) 1/2-3/8 pipe-1/2 ext. pipe
90	L-LN-LNT-LT900 - - w/ "Luberfiner" oil filter			1	DOHZ 6B655-A	(II-187-AR)-Elbow (oil by-pass hose to
						tee)-3/8"-5/8"-18
					6A662	SUPPORT ASSY. (OIL FILTER MOUNTING)
						outer
					6A662	BRACKET (CABLE AND TUBE MOUNTING)
						-Improvise
					6A662	BRACKET (OIL FILTER HOSE SUPPORT)
						-Improvise
90	L-LT-LTS900			1	D9HZ 6A662-A	
90				1	* E8HZ 6N665-A	RETAINER (TURBO CHARGER)-not replaced (10/87)
						secure from cat. diesel

1990/
TRUCK SERIES 600/900

6 CYL.-10.3L (629 C.I.D.)
6 CYL.-10.5L (638 C.I.D.)
6 CYL.-14.6L (893 C.I.D.)

YEAR	MODEL/RESTRICTIONS	QUANTITY			PART NUMBER	DESCRIPTION
		629	638	893		
90	LN-LNT-LTS900			1	E0HZ 6A683-A	DEFLECTOR ASSY. (HEAT)-#D8HS 6A683-A
90	LN-LNT900			1		
90	LTS900			1	E8HZ 6A683-A	
					6714	FILTER ASSY. (OIL)
90	CL-CLT900			1	D9HZ 6714-A	By-pass bracket mounted-#D9HT
90	L-LT900			1		6A650-CA-steel
90	CL-CLT900			1	D9HZ 6714-B	By-pass bracket mounted-
90	L-LN-LNT-LT900			1		#D9HT 6A650-DA-aluminum
					6728	BRACKET (OIL FILTER BY-PASS MOUNTING)
90	L-LT900 -- w/cab mounted filter			1	F0HZ 6728-A	Upper
90	LTL900 -- w/cab mounted filter			1		
90	L-LT900 -- w/cab mounted filter			1	F0HZ 6728-B	Lower
90	LTL900 -- w/cab mounted filter			1		
90	L-LT900 -- w/tilt mounted filter			1	F0HZ 6728-C	
90	LTL900 -- w/tilt mounted filter			1		
90	CL-CLT900 -- vertical mounted filter			1	D8HZ 6728-A	
	-- w/o air brakes			2		
	-- w/air brakes			2		
90	CL-CLT900 -- w/battery mounted filter			1	E3HZ 6728-B	outside
				1	E3HZ 6728-C	inside
90	LTL900 -- w/battery mounted filter			1	E7HZ 6728-A	
					6731	ELEMENT ASSY. (OIL FILTER)
90				1	D5PZ 6731-A	*FL-750-Standard-by-pass type
90				1	D5PZ 6731-B	*FL-751-Premium-by-pass type
90			AR		D5PZ 6731-C	*FL-750-FP-Std.-consists of 4 filters in package
90	Exc. Canada		AR		D5PZ 6731-D	*FL-751-FP-Premium-consists of 4 filters in package
90			AR		D0HZ 6748-A	HOSE (OIL FILTER BULK)-5/16" I.D. x 5/8" O.D. - 25' roll
					6748	FITTING (OIL FILTER HOSE)
90			AR		D0HZ 6748-A	Straight-5/8"-18 male-2 5/16" long
			AR		D0HZ 6748-E	Straight-5/8"-18 female-2 5/64" long
			AR		D0HZ 6748-B	45°-5/8"-18 male-2 21/32" long
			AR		D0HZ 6748-C	90°-5/8"-18 male-2 9/64" long
			AR		D0HZ 6748-D	90°-5/8"-18 female-1 29/32" long
90			AR		D8HZ 6748-A	90°-5/8"-18 female-2.69" long to bend
			AR		D8HZ 6748-B	90°-5/8"-18 female-2.69" long to bend
			AR		D8HZ 6748-C	45°-7/16"-20 female-2.45" long to bend
			AR		D8HZ 6748-D	90°-7/16"-20 female-2.35" long to bend
					6750	INDICATOR (OIL LEVEL)
90	CL-CLT900 -- exc. new scroll fuel system			1	E1HZ 6750-E	#E0HT-AA
90	CL-CLT900 -- exc. AAAC dsl.			1	E8HZ 6750-D	#E8HT-FA
90	CL-CLT900 -- AAAC dsl.			1	E8HZ 6750-E	#E8HT-KA
90	LS-LTS900			1	E8HZ 6750-U	#E8HT-TA
90	L-LN-LNT-LT-LTS900			1	E8HZ 6750-K	#E8HT-GB
90	LS-LTS900		1		E9HZ 6750-A	#E9HT-AA
90	L-LN-LNT-LT900		1		E9HZ 6750-B	#E8HT-NA
90	L-LN-LT-LNT900	1			F0HZ 6750-A	#F0HT-AB
90	LL-LTL900	1				
90	LS-LTS900	1			F0HZ 6750-B	#F0HT-BA

6 CYL.-10.3L (629 C.I.D.)

6 CYL.-10.5L (638 C.I.D.)

6 CYL.-14.6L (893 C.I.D.)

1990/
TRUCK SERIES 600/900

SECTION 60.4 5
CATERPILLAR DIESEL

YEAR	MODEL/RESTRICTIONS	QUANTITY				PART NUMBER	DESCRIPTION
		629	638	893			
90	LA-LTA-LS-LTS900		1			E9HZ 6753-A	GASKET (OIL LEVEL INDICATOR BOSS)
90	CL-CLT900 -- exc. new scroll fuel system-			1		E4HZ 6754-E	TUBE ASSY. (OIL LEVEL INDICATOR)-#E4HT-EA-Incl. oil level indictor E1HZ 6750-E
90	CL-CLT900 -- new scroll fuel system			1		E4HZ 6754-A	
90	LN-LNT900			1		E0HZ 6754-G	#D7HS 6754-CA
90	LS-LTS900			1		E5HZ 6754-F	
90	L-LN-LNT-LT900			1		E8HZ 6754-F	
90	LA-LTA-LS-LTS900		1			E9HZ 6754-C	
90	LN-LNT900		1			E9HZ 6754-B	
90	L-LN-LT-LNT900	1				F0HZ 6754-A	
90	LL-LTL900	1					
90	LS-LTS900	1				F0HZ 6754-B	
90	L-LN-LNT90		1			F0HZ 6754-C	
90	CL-CLT900			1		E0HZ 6763-A	PIPE ASSY. (OIL FILLER)-#E0HT-AA-Incl. cap
90	L-LN-LS-LT-LNT-LTS-LL-LTL900	1				F0HZ 6763-A	
90	L-LN-LNT900 -- with A/C		1			F0HZ 6763-C	
90	L-LN-LNT-LT-LTS900			1		D4HZ 6766-A	CAP ASSY. (OIL FILLER)-*EC-671-incl. chain
90	LTL900			1			
90	CL-CLT900 "From Ser. HJ5,001"			1		E0HZ 6766-A	*EC-676
90	L-LN-LNT-LT-LTS900			1		E8HZ 6K769-N	DUCT (CHARGER AIR COOLER TO ENG. CHARGER)-#E8HT-CB,CC
90	L-LN-LNT-LT-LTS900			1		E8HZ 6K769-R	#ED E8HT-EC
90	CL900			1		E8HZ 6K769-M	#E8HT-BA,BB-air cleaner to eng. charger
90	CLT900			1		E8HZ 6K769-P	#E8HT-DA,DB
90	L-LN-LS-LT-LNT-LTS900	1				F0HZ 6K769-A	#F0HT-AA
90	LL-LTL900	1				F0HZ 6K769-B	#F0HT-BA
90	L-LN-LNT-LT-LTS900			1		E8HZ 6K770-B	DUCT (CHARGER AIR COOLER TO INT. MANIFOLD)-#E8HT-AA
90	L-LN-LNT-LT-LTS900 -- cat. diesel			1		E8HZ 6K770-P	#E8HT-KC
90	LL-LTL900			1		E8HZ 6K770-K	#E8HT-AB
90	CL900 -- exc. 425 H.P.			1		E8HZ 6K770-C	#E8HT-GA
90	CL900 -- 425 H.P.			1		E8HZ 6K770-N	#E8HT-FA,FB
90	CLT900			1		E8HZ 6K770-M	#E8HT-DA,DB
90	CLT900			1		E8HZ 6K770-F	#E8HT-BA
90	LN-LNT900		1			E8HZ 6K770-H	
90	LL-LTL900	1				F0HZ 6K770-A	
90	LL-LTL900	1				F0HZ 6K770-B	
						6775-6	SHIELD (NOISE INSULATOR)
90	CL-CLT900 "From 11/30/88"			1		E8HZ 6775-F	Upper R.H.-#E8HT 6M002-GB
				1		E8HZ 6776-E	Upper L.H.-#E8HZ 6M003-FB
90	CL-CLT900			1		E8HZ 6775-F	Upper R.H.-#E8HT 6M002-GB
				1		E9HZ 6776-A	Upper L.H.-#E8HT 6M003-FC
90	LL-LTL900			1		E8HZ 6775-B	R.H.-#E8HT 6M002-FB
				1		E8HZ 6776-B	L.H.-#E8HT 6M003-EB
90	L-LN-LNT-LT-LTS900			1		E8HZ 6775-E	Lower R.H.-#E8HT 6E027-HC
				1		E8HZ 6776-C	Lower L.H.-#E8HT 6E027-GC
90	LTS900			1		E8HZ 6775-U	Lower R.H. #E8HT 6E027-FB
				1		E8HZ 6776-S	Lower L.H.-#E8HT 6E027-EB
90	L-LT-LTS900			1		E9HZ 6775-A	Upper R.H.
				1		F0HZ 6776-B	Upper L.H.-#F0HT 6M003-CA
90	LN-LNT900			1		E9HZ 6775-B	Upper R.H.
				1		F0HZ 6776-A	Upper L.H.-#F0HT 6M003-DA
90	L-LN-LS-LT-LNT-LTS900		1			F0HZ 6776-B	Upper L.H.

JULY, 1989

COPYRIGHT © 1989-

FORD MOTOR
COMPANY

-DEARBORN, MICHIGAN

NEW ISSUE

1990/
TRUCK SERIES 600/900


6 CYL.-10.3L (629 C.I.D.)
6 CYL.-10.5L (638 C.I.D.)
6 CYL.-14.6L (893 C.I.D.)

YEAR	MODEL/RESTRICTIONS	QUANTITY			PART NUMBER	DESCRIPTION
		629	638	893		
90	LL-LTL900			1	E8HZ 6K775-C	COOLER ASSY. (CHARGER AIR)
90	L-LN-LNT-LT-LTS900			1	E9HZ 6K775-C	
90	CL-CLT900			1	E8HZ 6K775-D	
90	LN-LNT900		1		E9HZ 6K775-B	
90	CL-CLT900 - - exc. new scroll fuel system-			1	E4HZ 6786-A	BRACKET (OIL LEVEL INDICATOR TUBE) #E4HT 6A840-AA
					6786	BRACKET (OIL FILLER SUPPORT)
90	CL-CLT900			1	D8HZ 6786-C	#D7HT 6B621-CE- Lower
90	CL-CLT900			1	E8HZ 6786-A	Upper
90				1	F0HZ 6K786-E	CLAMP ASSY. (CHARGER AIR COOLING)
90	LN-LNT900		1		E9HZ 6K786-A	
90	LS900		2		E8HZ 6K786-C	
90	LL-LTL900	2		2		
90	L-LN-LNT-LT-LTS900			6	F0HZ 6K786-A	
90	LL-LTL900	4		4	F0HZ 6K786-C	
90	CL-CLT900			4		
90	L-LN-LS-LT-LNT-LTS900	4		4	F0HZ 6K786-C	
90	CL-CLT900			1	★ D7HT 6A787-KA	HOSE (OIL FILLER PIPE) - cut from D1PZ 8333-A bulk hose
90				1	DOHZ 6838-A	SEAL (OIL FILTER COVER)-Also refer to 6885 8" I.D.-cross section square shaped

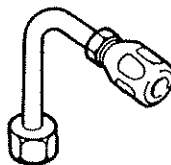
68850-1 HOSE and FITTING (OIL)



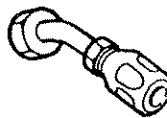
D5TZ-2B323-A
(7/16"-20)
D5TZ-2B323-B
(5/8"-18)



90°
D8HZ-6748-A



90°
D8HZ-6748-B



45°
D8HZ-6748-C



90°
D8HZ-6748-D

IMPROVISE FROM 2269 BULK HOSE
and UTILIZE FITTINGS ILLUSTRATED ABOVE AS REQUIRED IF NOT LISTED BELOW


YEAR	MODEL/RESTRICTIONS	QUANTITY			PART NUMBER	DESCRIPTION
		629	638	893		
90	CL-CLT900 - - "From 11/2/81"			1	E1HZ 6B850-A	Outlet-#E1HT-EA
				1	E1HZ 6B851-C	Inlet-#E1HT-FA
90	LTL900			1	E1HZ 6B850-C	Outlet-#E1HT-FA
				1	E1HZ 6B851-C	Inlet-#E1HT-FA
90	L-LN-LNT-LT-LTS900			1	E2HZ 6B850-B	Outlet-#E2HT-AA
				1	E1HZ 6B851-C	Inlet-#E1HT-FA

6 CYL.-10.3L (629 C.I.D.)
 6 CYL.-10.5L (638 C.I.D.)
 6 CYL.-14.6L (893 C.I.D.)

1990/
TRUCK SERIES 600/900

SECTION 60.4 7
 CATERPILLAR DIESEL

YEAR	MODEL/RESTRICTIONS	QUANTITY			PART NUMBER	DESCRIPTION
		629	638	893		
90				AR	★ 6B850-1	HOSE ASSY. (OIL COOLER TO ENGINE) -Serviced in 8B647 hose kit
90	CL-CLT900			1	388741-S100	(II-39-C)-connector (hose & fitting to eng.) 7/16" X 45° flex
90	CL-CLT900			1	388736-S	(II-257-E)-Tee (hose & oil pressure switch to eng.) 1/4" X 7/16" pipe
				1	388700-S100	(II-177-DG)-connector (hose to eng.) 3/8" X 5/8"
90	L-LT900			1	388494-S100	(II-29-CG)-Connector (attach oil cooling hose to eng.)-1/8 pipe internal & external
90	CL-CLT900			1	E8HZ 6K854-B	ADAPTER (CHARGER AIR)
90	L-LN-LNT-LT-LTS900			1	E8HZ 6K854-A	
90	L-LN-LNT-LT-LTS900			1	E8HZ 6K854-C	#E8HT-CB
90				1	F0HZ 6K854-A	
90				1	C1TZ 6885-A	GASKET (OIL FILTER COVER)-Also refer to 6838 8 1/2" I.D.-cross section diamond shaped
90	All			AR	E8HZ 6N945-A	RECEPTACLE (NOISE SHIELD STUD)



YEAR	MODEL/RESTRICTIONS	QUANTITY				PART NUMBER	DESCRIPTION
		6.6L	7.8L				
6007 ENGINE ASSY.							
90	CF600/700 (170 H.P.)-exc. Calif.	1				E7HZ 6007-A	170 H.P.
90	CF700(185 H.P.)		1			E8HZ 6007-D	
90	CF600/700(170 H.P.)		1			E8HZ 6007-C	
90	CF700/800(210 H.P.)		1			E8HZ 6007-B	
90	CF700/800(240 H.P.)		1			E8HZ 6007-A	
90	CF600/700(170 H.P.)-Calif.	1				E8HZ 6007-H	
90	B-F-LN700(170 H.P.)-Calif.	1					
90	B-F600(160 H.P.)	1				E8HZ 6007-J	
90	CF700(185 H.P.)		1			E8HZ 6007-K	
90	B700,F700/800,FT900 (185 H.P.)		1				
90	L-LN800(185 H.P.)		1				
90	CF700/800(210 H.P.)		1			E8HZ 6007-L	
90	B700,F700/800,FT900 (210 H.P.)		1				
90	L-LN-LNT-LT-LTS800(210 H.P.)		1				
90	B-F-FT-L-LN-LNT-LT-LTS700/900 (215 H.P.) exc. Calif.		1			E8HZ 6007-M	
90	B-F-FT-L-LN-LNT-LT-LTS700/900 (215 H.P.) Calif.		1			E8HZ 6007-N	
90	F800,FT900(240 H.P.)		1			E8HZ 6007-P	
90	L-LN-LNT-LT-LTS800 (240 H.P.)		1				
90	B-F700 -- (165 H.P.) Calif.	1				E8HZ 6007-R	
90	B-F-FT600/900 -- (185 H.P.)	1				E9HZ 6007-B	
90	CF600/800 (185 H.P.)	1				F0HZ 6007-A	
90		1				E7HZ 6008-A	GASKET SET (COMPLETE OVERHAUL)
Consists of							
	1-E7HZ 6020-A	Gasket (front cvr.)	1-E7HZ 6584-A	Gasket (rkr. cvr.)	1-E7HZ 8512-A	Impeller	
	1-E7HZ 6020-B	Gasket (front cvr.)	1-E6HZ 6A628-A	Gasket (hyd. pmp. flng. cvr.)	1-E7HZ 8513-A	Seal (wtr. pmp.)	
	1-E7HZ 6051-A	Gasket (cyl. head)	1-E6HZ 6B652-A	"O"-ring	1-E7HZ 8530-A	Bearing (wtr. pmp.)	
	6-E6HZ 6207-A	Bushing (conn. rod)	1-E6HZ 6N652-A	Gasket (t/chrgr.)	1-E7HZ 8564-A	Seal (wtr. pmp.)	
	12-E7HZ 6212-A	Nut (conn. rod)	1-E6HZ 6N653-A	Gasket (t/chrgr.)	1-E6HZ 8575-A	Thermostat	
	12-E6HZ 6214-B	Bolt (conn. rod)	1-E7HZ 6700-A	Seal (cr. shft.)	1-E7HZ 9439-A	Gskt. (intake mfd.)	
	7-E6HZ 6261-B	Bearing (cam)	1-E6HZ 6701-A	Seal (cr. shft.)	1-E7HZ 9448-A	Gskt. (exh. mfd.)	
	6-D9HZ 6514-B	Retainer (viv. spring-exh.)	1-E6HZ 6710-A	Gasket (oil pan)	1-E6HZ 9F598-A	Gskt. (timing cvr.)	
	12-E6HZ 6571-A	Seal (vlv. stem)	1-E6HZ 6734-A	Gasket (drain plug)	6-87018-S96	"O"-ring	
	12-E7HZ 6571-A	Seal (vlv. stem)	1-E6HZ 8255-A	Gasket (thrm. hsg.)			
90			1			E7HZ 6008-B	GASKET SET (COMPLETE OVERHAUL)
Consists of							
	1-E7HZ 6020-A	Gasket (front cvr.)	12-E7HZ 6571-A	Seal (vlv. stem)	1-E7HZ 8507-A	Gasket (wtr. pmp.)	
	1-E7HZ 6020-B	Gasket (front cvr.)	1-E6HZ 6A628-A	Gasket (hyd. pmp. flng. cvr.)	1-E7HZ 8512-A	Impeller	
	1-E7HZ 6051-A	Gasket (cyl. hd.)	1-E6HZ 6B652-A	"O"-ring	1-E7HZ 8513-A	Seal (wtr. pmp.)	
	6-E7HZ 6207-A	Bushing (conn. rod)	1-E6HZ 6N652-A	Gasket (t/chrgr.)	1-E7HZ 8530-A	Bearing (wtr. pmp.)	
	12-E7HZ 6214-A	Bolt (conn. rod)	1-E6HZ 6N653-A	Gasket (t/chrgr.)	1-E7HZ 8564-A	Seal (wtr. pmp.)	
	12-E7HZ 6510-A	Insert (vlv. guide)	1-E7HZ 6700-A	Seal (cr/shft.)	1-E6HZ 8575-A	Thermostat	
	6-D9HZ 6514-B	Retainer (viv. stem-exh.)	1-E6HZ 6701-A	Seal (cr/shft.)	1-E7HZ 9439-A	Gasket (intake mfd.)	
	7-E6HZ 6261-B	Bearing (cam)	1-E6HZ 6710-A	Gasket (oil pan)	1-E7HZ 9448-A	Gasket (ex. mfd.)	
	1-E7HZ 6584-A	Gasket (rkr. cvr.)	1-E6HZ 6734-A	Gasket (drain plug)	1-E6HZ 9F598-A	Gasket (timing cvr.)	
	12-E6HZ 6571-A	Seal (vlv. stem)	1-E6HZ 8255-A	Gasket (thrm. hsg.)	6-87018-S96	"O"-ring	

1990/
TRUCK SERIES 600/900

YEAR	MODEL/RESTRICTIONS	QUANTITY				PART NUMBER	DESCRIPTION
		6.6L	7.8L				
90	CF600/700	2				B9AE 6A008-A	DOWEL (CYLINDER HEAD TO CYLINDER BLOCK)
90		1	1			E6HZ 6D008-A	HEATER KIT (BLOCK)
						6009	CYLINDER ASSY.-incl. cylinder block w/all internal parts of the engine but does not include cylinder heads, tappets, oil pan or cylinder front cover unless indicated
90	CF600/700	1				E8HZ 6009-C	
90	B-F-LN600/700	1					
90	CF700/800		1			E8HZ 6009-A	
90	B-F-FT700/900		1				
90	L-LN-LNT-LT-LS-LTS700/800		1				
90	B-F700 -- (165 H.P.) Calif.	1				E8HZ 6009-F	
						6010	BLOCK ASSY. (CYLINDER)
90		1				E7HZ 6010-A	
90			1			E9HZ 6010-A	
90		1	1			E6HZ 6017-A	COVER (CAMSHAFT GEAR)-cover for hydraulic pump drive gear
90		1	1			E7HZ 6B018-A	WIRING ASSY. (BLOCK HEATER) Use with E7HZ 6A051-B heater
90		1	1			E7HZ 6B018-B	Use with E7HZ 6A051-C heater
90		1	1			E7HZ 6019-A	COVER ASSY. (CYLINDER FRONT)
90	B600/700 -- w/dual block heaters	1	1			E7HZ 6B019-A	EXTENSION WIRE ASSY. (BLOCK HEATER)
90		10	10			57651-S	(U-17-B) Screw & washer (attach cover (6019) to block (6010)) 3/8"- 16 x 2 1/4"
90		1	1			E7HZ 6020-A	GASKET (CYLINDER FRONT COVER)-Inner
		1	1			E7HZ 6020-B	Outer
90		5	5			E7HZ 6026-A	PLUG (ENGINE)-1.56" O.D. Core holes
		1	1			E7HZ 6026-B	1.75" O.D.-used in rear of block & in cyl. head
90		AR	AR			E7HZ 6026-C	1.81" O.D.
		5	5			E7HZ 6026-D	1.50" O.D. Drain holes in block
		1	1			E7HZ 6026-E	.81" O.D.-used in front of block
		3	3			E7HZ 6026-F	1/4"-18 x .56" hex hd.-used in L.H. side of block
		1	1			E7HZ 6026-G	3/4"-14 x .75" hex hd.-used in lower L.H. side of block
		1	1			E7HZ 6026-H	1/2"-14 x .42" socket hex hd.-used in rear of block under hyd. pump gear cover
		6	6			E7HZ 6026-L	1.13" std.-used in top of head
		AR	AR			E7HZ 6026-M	1.18" O/S-used in top of head
90		1	1			E6HZ 6A616-A	Used in block-also used in oil pump
90	B-F-FT600/900 -- exc. 10K, 12K lb. frt. axle	2	2			E0HZ 6A027-B	SPACER (SUPPORT INSULATOR)
90	F-FT800/900 -- 10K,12K lb. frt. axle	2	2			E8HZ 6A027-A	
90	L-LN-LNT-LT800 B-F-FT600/900 -- w/8.5" frame		2			E7HZ 6A027-A	
90		1	1			E7HZ 6028-B	BRACKET (FRONT SUPPORT)
90	CF600/700	2				E6HZ 6038-A	INSULATOR ASSY. (FRONT SUPPORT)
90	L-LN-LNT-LT-LTS800		2			E1HZ 6038-A	
90	B-F-FT600/900	2	2				
						6049	HEAD (CYLINDER)
90		1				E8HZ 6049-B	Without valves
90			1			E8HZ 6049-A	Without valves

YEAR	MODEL/RESTRICTIONS	QUANTITY				PART NUMBER	DESCRIPTION
		6.6L	7.8L				
90		1	1			E8HZ 6051-A	GASKET (CYLINDER HEAD)
90		2	2			E7HZ 6A051-B	HEATER ASSY. (BLOCK) #E7HT-AA use with E7HZ 6B018-A wire assy.
90		2	2			E7HZ 6A051-C	#E7HT-AA-use with E7HZ 6B018-B wire assy.
90		AR				E6HZ 6055-A	SLEEVE (CYLINDER BLOCK)
90			AR			E7HZ 6055-A	
90		6	6			E8HZ 6E055-C	BRACKET (NOISE SHIELD)-"T" shaped
90	L-LN-LNT-LT900		4			E8HZ 6E055-P	R.H.-#E8HT 6E077-HB
			4			E8HZ 6E055-N	L.H.-#E8HT 6E077-GA
90	L-LT900		4			E8HZ 6E055-R	Lower-#E8HT 6E055-EB
90	LS-LTS800		4			E8HZ 6E055-T	Lower-#E8HT 6E077-FB
90	LS-LTS800/900		1			E8HZ 6E055-AA	Lower-#E8HT 6E077-VB
90	L-LN-LNT-LT900		6			E7HZ 6E055-B	"L" shaped w/nut-#E6HN 6M018-AA-attach oil pan shroud to eng.
90	L-LN-LS-LT-LNT-LTS900	1	1			FOHZ 6E055-A	#FOHT-AA
90		6	6			E7HZ 6057-A	INSERT (VALVE SEAT)-intake-1.96" O.D. std.
		AR	AR			E7HZ 6057-B	.010" O/S
		AR	AR			E7HZ 6057-C	.020" O/S
		AR	AR			E7HZ 6057-D	.030" O/S
90		6	6			E7HZ 6057-E	Exhaust-1.73" O.D. std.
		AR	AR			E7HZ 6057-F	.010" O/S
		AR	AR			E7HZ 6057-G	.020" O/S
		AR	AR			E7HZ 6057-H	.030" O/S
90		7	7			E7HZ 6065-A	BOLT (CYLINDER HEAD)-9/16"-12 x 8.32"
		19	19			E7HZ 6065-B	9/16"-12 x 5.43"
90	CF600/800	2	2			E7HZ 6A065-A	CAP (SUPPORT)
90	L-LN-LNT-LT-LTS800		2				
90	B-F-FT600/900 -- w/9.5" frame	1	1			E0HZ 6A066-B	SPACER (FRONT SUPPORT)
90	CF600/800	2	2			E7HZ 6A067-K	BRACKET (SUPPORT TO FRAME)
90	CF600/800	2	2			E7HZ 6A067-L	
90	L-LN-LNT-LT-LTS800		2			E7HZ 6A067-G	
90	B-F-FT600/900 -- w/8.5" frame	2	2			E7HZ 6A067-F	
90	B-F-FT600/900 -- w/9.5" frame	2	2			E7HZ 6A067-E	
90	CF600/800	2	2			E7HZ 6068-A	INSULATOR ASSY. (SUPPORT)
90	L-LN-LNT-LT-LTS800		2			D0HZ 6068-B	R.H. & L.H.
90	B-F-FT600/900	2	2				
90		1	1			E7HZ 6B070-A	PLATE (CYLINDER FRONT COVER)
90	CF600/700	1				E6HZ 6N072-B	BRACKET (CYLINDER BLOCK TO INJECTION PUMP)
90	exc. 160 H.P.	1	1				
90		1				E7HZ 6N076-A	BRACKET (TIMING TRANSDUCER)
90	All 215 H.P.-exc. Calif.		1			E8HZ 6N076-A	
90	All 215 H.P.-Calif.		1			E8HZ 6N076-B	
90	All 210, 240 H.P.		1				
90		4	4			302163-S36	(U-402) screw (attach timing transducer brkt. to front cover) 1/4"-20 x .62" socket hd.
90		1	1			E7HZ 6N077-A	TUBE (CYLINDER FRONT COVER WATER)
						6E078	GASKET SET (LOWER)
						6079	GASKET SET (VALVE GUIDE)

1990/
TRUCK SERIES 600/900

YEAR	MODEL/RESTRICTIONS	QUANTITY				PART NUMBER	DESCRIPTION
		6.6L	7.8L				
6096							BRACKET (REAR SUPPORT)
90	CF600/800	1	1			E6HZ 6096-A	L.H.
90	CF600/800 -- A/T	1	1			E6HZ 6096-A	R.H.
90	CF600/800 -- 5/6/M/T	1	1			E8HZ 6096-B	#E8HT 6096-AA-R.H.
90	CF600/800 -- 10/13/M/T	1	1			E8HZ 6096-C	#88HU 6096-BA-R.H.
90	A/T	2	2			E7HZ 6096-A	
90	L-LN-LNT-LT-LTS800		2				
90	B-F600/700 -- M/T		1			E8HZ 6096-A	#E8HT 6E036-AA
6108							PISTON ASSY. (INCL. PIN & RETAINER)
90	All -- exc. 270 H.P.		6			E7HZ 6108-F	Std.
			AR			E7HZ 6108-G	.004" O/S
			AR			E7HZ 6108-H	.020" O/S
			AR			E7HZ 6108-J	.030" O/S
			AR			E7HZ 6108-K	.040" O/S
90	B-F700 (165 H.P.) Calif.	6				E8HZ 6108-A	Std.
			AR			E8HZ 6108-B	.004" O/S
			AR			E8HZ 6108-C	.020" O/S
			AR			E8HZ 6108-D	.030" O/S
			AR			E8HZ 6108-E	.040" O/S
90	B-F-L600/900(185 H.P.)	6				E9HZ 6108-A	Std.
90	CF600/700(185 H.P.)		AR			E9HZ 6108-B	.004" O/S
			AR			E9HZ 6108-C	.020" O/S-to be avail.
			AR			E9HZ 6108-D	.030" O/S-to be avail.
			AR			E9HZ 6108-E	.040" O/S-to be avail.
90	B-F-L600/900(270 H.P.)	6				E9HZ 6108-F	Std.
90	CF600/700(270 H.P.)		AR			E9HZ 6108-G	.004" O/S-to be avail.
			AR			E9HZ 6108-H	.020" O/S-to be avail.
			AR			E9HZ 6108-J	.030" O/S-to be avail.
			AR			E9HZ 6108-K	.040" O/S-to be avail.
6135							PIN (PISTON)
90	Exc. B-F700 (165 H.P.) Calif.	6				E7HZ 6135-B	
90	B-F700 (165 H.P.) Calif.	6				E8HZ 6135-A	
90	All -- exc. 270 H.P.		6			E7HZ 6135-A	
90	270 H.P.		6			E9HZ 6135-A	
90		12				E6HZ 6140-A	RETAINER (PISTON PIN)
90			12			E7HZ 6140-A	
6148							RING SET (PISTON PARTIAL) consists of the necessary rings to re-ring (2) pistons
90		3	3			E7HZ 6148-A	Std. & .004" O/S
		AR	AR			E7HZ 6148-B	.020" O/S
		AR	AR			E7HZ 6148-C	.030" O/S
		AR	AR			E7HZ 6148-D	.040" O/S
6200							ROD (CONNECTING)
90		6				E7HZ 6200-C	
90			6			E7HZ 6200-A	
90			6			390498-S	(NN-70-B) Pin (used in conn. rod bolt hole) .615" x 1.53" dowel split
6207							BUSHING (CONNECTING ROD)
90		6				E7HZ 6207-C	
90			6			E7HZ 6207-A	
6211							BEARING (CONNECTING ROD)
90		12				E7HZ 6211-A	Std. red
		AR				E7HZ 6211-B	Std. blue
		AR				E7HZ 6211-C	.002" U/S
		AR				E7HZ 6211-D	.010" U/S
		AR				E7HZ 6211-E	.020" U/S
		AR				E7HZ 6211-F	.030" U/S
		AR				E7HZ 6211-G	.040" U/S

YEAR	MODEL/RESTRICTIONS	QUANTITY				PART NUMBER	DESCRIPTION
		6.6L	7.8L				
						6211 BEARING (CONNECTING ROD) — Cont'd	
90			12			E7HZ 6211-H	Std. red
			AR			E7HZ 6211-J	Std. blue
			AR			E7HZ 6211-K	.002" U/S
			AR			E7HZ 6211-L	.010" U/S
			AR			E7HZ 6211-M	.020" U/S
			AR			E7HZ 6211-N	.030" U/S
			AR			E7HZ 6211-P	.040" U/S
90		12				E7HZ 6212-A	NUT (CONNECTING ROD)
90		12				E6HZ 6214-B	BOLT (CONNECTING ROD)
90			12			E7HZ 6214-A	
90		1	1			E7HZ 6250-B	CAMSHAFT
90			1			E9HZ 6N252-A	PLATE (CAMSHAFT DRIVE GEAR WEAR)
90		1	1			E7HZ 6A253-A	GEAR ASSY. (CAMSHAFT DRIVE)
90		1	1			E6HZ 6A254-A	BUSHING (CAMSHAFT DRIVE GEAR)
90			1			E9HZ 6A255-A	ADAPTER (CAMSHAFT DRIVE GEAR)
90		1	1			E7HZ 6256-B	GEAR (CAMSHAFT)
90		7	7			E6HZ 6261-B	BEARING (CAMSHAFT)-Std.
90		1	1			E6HZ 6265-A	SPACER (CAMSHAFT GEAR)
90		1	1			E7HZ 6269-A	PLAGE (CAMSHAFT THRUST)
90		1	1			E6HZ 6278-A	WASHER (CAM GEAR)
90		1	1			E8HZ 6K301-A	SEAL & RETAINER ASSY. (CRANKSHAFT REAR OIL)
90			1			E7HZ 6303-D	CRANKSHAFT ASSY.
90			1			E7HZ 6303-C	
90			1			390508-S	(NN-80-D) Pin (align crankshaft gear to crankshaft) 5/32" x .40"
90		1	1			E8HZ 6N305-A	GASKET (CRANKSHAFT REAR OIL SEAL RETAINER PLATE)
90		1				E6HZ 6306-A	GEAR (CRANKSHAFT)
90			1			E7HZ 6306-A	
90		1				E7HZ 6B306-B	SPACER (CRANKSHAFT PULLEY)
90			1			E7HZ 6B306-A	
90	CF600/700	1				E6HZ 6W310-A	ROD ASSY. (DRIVE BELT IDLER PULLEY ADJUSTING)
90	CF600/700	1				E6HZ 6W311-A	BLOCK (DRIVE BELT IDLER PULLEY ADJUSTING)
						6312 PULLEY ASSY. (CRANKSHAFT)-Also refer to pulley I.D. chart, section 60, page 18.	
90	Exc. 89 (185 H.P.)	1				E7HZ 6312-C	#E5HN 6316-EC
90			1			E8HZ 6312-A	#E6HN 6316-BC-4 sheaves
90	All - - 185 H.P.	1				E9HZ 6312-A	#E7HN 6316-AB-5 sheaves
90	Exc. 89 (185 H.P.)		1			E8HZ 6316-A	DAMPER ASSY. (CRANKSHAFT VIBRATION)
90	All - - 185 H.P.	1				E9HZ 6316-A	#E7HN-BB
90			6			43043-S2	(B-263-C) Bolt (damper to pulley) 7/16"-14 x 1 3/8" hex. locking
90		1	1			390507-S	(LL-9-A) Key (align damper to crankshaft) 3/8" x 5/16 x 1.91"
90		12				E7HZ 6C327-B	TUBE ASSY. (PISTON OIL)
90			12			E8HZ 6C327-A	
90		12	12			87001-S96	(T-1-AK) Seal (seal tube assy. to block) 5/32" x .07" "0"-Ring

1990/
TRUCK SERIES 600/900

ENGINE BEARING APPLICATION CHART

YEAR	C.I.D.	SIZE I.D.	U P P W E R	PART NUMBER				
				FRONT	FRONT INTERMEDIATE	THRUST	REAR INTERMEDIATE	REAR

NOTE: RED size and BLUE size are optional for selective fit.
 ♦ Also used in third and fourth front intermediate position.

90	6.6L,7.8L	Std. red	X	E7HZ 6333-A	♦ E7HZ 6333-A	E7HZ 6337-A	E7HZ 6333-A	E7HZ 6333-A
		Std. blue	X	E7HZ 6333-B	♦ E7HZ 6333-B	E7HZ 6333-B	E7HZ 6333-B	E7HZ 6333-B
		.002" U/S	X	E7HZ 6333-C	♦ E7HZ 6333-C	E7HZ 6337-C	E7HZ 6333-C	E7HZ 6333-C
		.010" U/S	X	E7HZ 6333-D	♦ E7HZ 6333-D	E7HZ 6337-D	E7HZ 6333-D	E7HZ 6333-D
		.020" U/S	X	E7HZ 6333-E	♦ E7HZ 6333-E	E7HZ 6337-E	E7HZ 6333-E	E7HZ 6333-E
		.030" U/S	X	E7HZ 6333-F	♦ E7HZ 6333-F	E7HZ 6337-F	E7HZ 6333-F	E7HZ 6333-F
		.040" U/S	X	E7HZ 6333-G	♦ E7HZ 6333-G	E7HZ 6337-P	E7HZ 6333-G	E7HZ 6333-G
90	6.6L,7.8L	Std. red	X	E7HZ 6333-H	♦ E7HZ 6333-H	E7HZ 6337-G	E7HZ 6333-H	E7HZ 6333-H
		Std. blue	X	E7HZ 6333-J	♦ E7HZ 6333-J	E7HZ 6337-H	E7HZ 6333-J	E7HZ 6333-J
		.002" U/S	X	E7HZ 6333-K	♦ E7HZ 6333-K	E7HZ 6337-J	E7HZ 6333-K	E7HZ 6333-K
		.010" U/S	X	E7HZ 6333-L	♦ E7HZ 6333-L	E7HZ 6337-K	E7HZ 6333-L	E7HZ 6333-L
		.020" U/S	X	E7HZ 6333-M	♦ E7HZ 6333-M	E7HZ 6337-L	E7HZ 6333-M	E7HZ 6333-M
		.030" U/S	X	E7HZ 6333-N	♦ E7HZ 6333-N	E7HZ 6337-M	E7HZ 6333-N	E7HZ 6333-N
		.040" U/S	X	E7HZ 6333-P	♦ E7HZ 6333-P	E7HZ 6337-N	E7HZ 6333-P	E7HZ 6333-P

YEAR	MODEL/RESTRICTIONS	QUANTITY			PART NUMBER	DESCRIPTION
		6.6L	7.8L			
90		14	14		E6HZ 6345-A	BOLT (CRANKSHAFT MAIN BEARING CAP) 9/16"-12 x 4.56"
90			1		E7HZ 6A349-A	PLATE (CRANKSHAFT DAMPER STOP)
90	A/T	1			★ E6HZ 6A366-A	PLATE (FLYWHEEL TO TRANSMISSION)-secure from Detroit Diesel vendor #23018997
90	A/T	1			★ E6HZ 6A369-A	ADAPTER (FLYWHEEL TO TRANSMISSION)- secure from DET. DSL. #23018996
90	CF600/700 -- A/T	1			★ E6HZ 6A370-A	PLATE (FLYWHEEL TO TRANSMISSION
90	B-F-LN600/800	1				ADAPTER)-secure from Detroit Diesel vendor #23045170
90			1		★ E7HT 6A370-BA	Secure from Detroit Diesel-vendor #23045786
90		1	1		E7HZ 6375-A	FLYWHEEL ASSY.
90	B-F-FT-L-LN-LNT-LT600/900	8	8		43173-S2	(B-236) bolt (Flywheel to crankshaft) 9/16"-18 x 2.75"
90	MT643 A/T		1		★ E7HT 6376-BA	PLATE (FLYWHEEL BOLT)-secure from Detroit Diesel-vendor #23045790
					6379	BOLT (FLYWHEEL TO CRANKSHAFT)
90		8	8		43173-S2	(B-236)-9/16"-18 X 2 3/4"
90		1			E6HZ 6384-A	GEAR (FLYWHEEL RING)
90			1			
90		1	1		E7HZ 6392-A	HOUSING ASSY. (FLYWHEEL)
90	B-F-FT-L-LN-LNT-LT600/800	4	4		58722-S2	(B-139-E) bolt (Flywheel hsg. to eng.) 5/8"-18 x 2.25"
90	B-F-FT-L-LN-LNT-LT600/900	2	2		58743-S2	(B-146-H) bolt (Flywheel hsg. to eng.) 3/4"-10 x 2.50"
90			8		43173-S2	B-236-Bolt 9/16"-18 x 2 3/4" (ATTACH flywheel hsg. to engine) hex self-lock
90	CF600/700 -- A/T	1			★ E6HZ 6431-A	PLATE (FLYWHEEL TO CRANKSHAFT)-Secure from vendor-Detroit diesel #23045246
90		1	1		E6HZ 6438-A	COVER (FLYWHEEL ACCESS)
90	B-F-FT-L-LN-LNT-LT-LTS 600/800	8	8		304626-S2	(BB-136-C) Bolt (cover to flywheel housing) 5/16"-18 x 1/2" hex. hd.
90		12	12		E6HZ 6500-A	TAPPET (VALVE)

YEAR	MODEL/RESTRICTIONS	QUANTITY				PART NUMBER	DESCRIPTION
		6.6L	7.8L				
6505 VALVE (EXHAUST)							
90		6	6			E7HZ 6505-A	Std. stem dia. .3704"
		AR	AR			E7HZ 6505-B	.003" O/S
		AR	AR			E7HZ 6505-C	.015" O/S
		AR	AR			E7HZ 6505-D	.030" O/S
6507 VALVE (INTAKE)							
90	Exc. 89 (185 H.P.)	6	6			E7HZ 6507-A	Std. stem dia. .3714"
		AR	AR			E7HZ 6507-B	.003" O/S
		AR	AR			E7HZ 6507-C	.015" O/S
		AR	AR			E7HZ 6507-D	.030" O/S
90	All -- 185 H.P.	6				E9HZ 6507-A	Std. stem dia. .3714"
		AR				E9HZ 6507-B	.003" O/S
		AR				E9HZ 6507-C	.015" O/S-to be avail.
		AR				E9HZ 6507-D	.030" O/S-to be avail.
6510 BUSHING (VALVE GUIDE)							
90		AR	AR			E7HZ 6510-A	Std. .6267" O.D. .3720" I.D.
		AR	AR			E7HZ 6510-B	.010" O/S
		AR	AR			E7HZ 6510-C	.020" O/S
90		12	12			E7HZ 6513-B	SPRING (VALVE)
90		6	6			E7HZ 6514-A	RETAINER (VALVE SPRING)-Intake
		6	6			C6AZ 6514-A	Exhaust
90		6	6			B8A 6517-B	RETAINER (VALVE)
90		24	24			B8A 6518-A	KEY (VALVE SPRING RETAINER)-Intake and exhaust
90		AR	AR			E6HZ 6A526-A	SPACER (VALVE SPRING)
90		7	7			E7HZ 6531-A	SUPPORT (VALVE ROCKER ARM SHAFT)
90		12	12			E8HZ 6549-A	SCREW (VALVE ROCKER ARM ADJUSTING)
		AR	AR			E6HZ 6549-A	.0023" O/S
90	CF700/800		1			E8HZ 6N550-A	HOSE (CHARGER AIR TUBE TO MANIFOLD)
90		1	1			E6HZ 6563-A	SHAFT (VALVE ROCKER ARM)
90		6	6			E7HZ 6564-A	ARM ASSY. (VALVE ROCKER)-Intake
		6	6			E7HZ 6564-B	Exhaust
90		12				E7HZ 6565-B	ROD (VALVE PUSH)
90			12			E7HZ 6565-A	
90		12				E6HZ 6571-A	SEAL (VALVE STEM)
90			12			E7HZ 6571-A	
90		1	1			E7HZ 6582-B	COVER ASSY. (VALVE ROCKER ARM)
90		14	14			56518-S100	(B-319-H) Bolt (rocker cover to head) 5/16"-18 x 1/2"
90		1	1			E7HZ 6584-B	GASKET (VALVE ROCKER ARM COVER)
90		14	14			56518-S36	(B-319-A) Bolt (rocker cover to cyl. head) 5/16"-18 x .50"
90		6	6			E6HZ 6587-A	SPRING (VALVE ROCKER ARM LOCATING)
90		1	1			E7HZ 6600-A	PUMP ASSY. (OIL)
90		1	1			E8HZ 6603-A	BODY ASSY. (OIL PUMP)
90		1	1			E7HZ 6608-A	ROTOR & SHAFT ASSY. (OIL PUMP)
90	CF600/700	1				E6HZ 6B609-A	SUPPORT (OIL LEVEL INDICATOR)
90	CF600/700	1	1			E7HZ 6B612-A	PIPE & CAP ASSY. (OIL FILLER)
90		1	1			E6HZ 6A616-A	PLUG (OIL PUMP RELIEF VALVE)-also used in cyl. block
90		1	1			E6HZ 6622-A	SCREEN, TUBE & COVER ASSY. (OIL PUMP)
90	Exc. 89 (185 H.P.)	1				E7HZ 6N626-B	TUBE ASSY. (TURBO CHARGER OIL RETURN)
90			1			E7HZ 6N626-A	
90	All 185 H.P.	1				E9HZ 6N626-A	
90		1	1			390515-S	(II-247-B) connector (6N626 tube turbocharger to block) 3/4 flareless tube 3/4"-14

1990/
TRUCK SERIES 600/900

YEAR	MODEL/RESTRICTIONS	QUANTITY				PART NUMBER	DESCRIPTION
		6.6L	7.8L				
90		1	1			EAD 6628-A	SPRING (OIL PUMP INLET TUBE SCREEN RETAINING)
90		1	1			E6HZ 6A628-A	GASKET (HYDRAULIC PUMP FLANGE COVER)
90		1	1			E6HZ 6N629-A	PLATE (CHARGER TO CYLINDER BLOCK OIL RETURN)
90		1	1			E7HZ 6637-A	COVER ASSY. (OIL PUMP)
90	Exc. 89 (185 H.P.)	1				E8HZ 6N639-B	TUBE ASSY. (TURBO CHARGER OIL SUPPLY)
90	All 185 H.P.	1				E9HZ 6N639-A	
90	All 210 & 235 H.P.		1			E7HZ 6A640-C	CONNECTION (CHARGER AIR COOLER DUCT)
			1			E7HZ 6A640-B	#E7HT 6C640-CB
90	All 210, 235 & 240 H.P.		1			E8HZ 6C640-E	CONNECTION (CHARGER AIR COOLER DUCT)- 2.5" x 3.38" O.D. x 3.5" long
90	B-F-L-LN-LNT-LT600/800			1		E8HZ 6C640-J	3" x 3.38" x 4.5" long
90	CF700/800 -- ATACC			1		E8HZ 6C640-H	2.44", 3.15" I.D. x 4.29" long
90		1	1			E7HZ 6N640-A	GASKET (TURBO CHARGER EXHAUST MANIFOLD)
90		1	1			E7HZ 6A642-A	COOLER ASSY. (CRANKCASE OIL)
90		1	1			87051-S96	(T-1-EG) Seal (oil cooler to block, lower front) "O" ring .875" I.D.
90		1	1			87054-S96	(T-2-CC) Seal (oil cooler to block, upper) "O" ring 1.062" I.D.
90		1	1			87061-S96	(T-2-DP) Seal (oil cooler to block, lower front) "O" ring 1.5" I.D.
90		1	1			E7HZ 6K649-A	"O" RING (OIL COOLER SEAL)
90	CF600/700	1				E6HZ 6N650-B	HOSE (TURBO CHARGER AIR TUBE TO INTAKE MANIFOLD)
90	CF600/700 (235 H.P.)		1			F0HZ 6N650-A	
90	CF600/700 (235 H.P.)		1			F0HZ 6W650-A	HOSE (CHARGE AIR TUBE TO CHARGER)
90	CF600/700 (185 H.P.)	1				F0HZ 6W650-B	
90	CF600/700	1				E7HZ 6N651-A	HOSE (TURBO CHARGER AIR AIRTUBE TO OUTLET)
90	All 185 & 210 H.P.		1				
90	CF600/700 -- 235 H.P.		1			E8HZ 6W651-A	HOSE (ENG. CHARGER AIR TUBE TO COOLER)
90	CF600/700 (235 H.P.)		1			F0HZ 6W651-A	
90	CF600/700 (235 H.P.)		1			F0HZ 6W651-B	
90		1	1			E6HZ 6B652-A	"O" RING (OIL PUMP INLET TUBE)
90			1			E7HZ 6B652-A	Used as seal between crankshaft slinger & front cover
90		1	1			E6HZ 6N652-A	GASKET (TURBO CHARGER CYLINDER BLOCK OIL RETURN PLATE)
90		1	1			E6HZ 6N653-A	GASKET (TURBO CHARGER CYLINDER BLOCK OIL SUPPLY PLATE)
90	CF600/700	1				E6HZ 6N654-A	SHIELD (TURBO CHARGER VALVE COVER HEAT)
90		1	1			E6HZ 6655-A	GEAR ASSY. (OIL PUMP IDLER DRIVE)
90		1	1			390542-S100	(BB-194-B) Bolt (gear to oil pump) 1/2"-13 x 1 1/2" hex hd. L.H. thread
90	CF600/700	1				E6HZ 6659-A	GASKET (OIL PUMP TO BLOCK)
90	All 225 & 235 H.P.		1			E7HZ 6N661-A	COVER (TURBO CHARGER COMPRESSOR)
90	All 185 & 210 H.P.		1			E7HZ 6N661-B	
90	All w/210 H.P.		2			390648-S	(TT-40-EE) Seal (cover to charger) .94" x 1.50" x .77" round
90	All w/210 H.P.		2			390730-S	(TT-40-EF) Seal (cover to charger) .63" x 1.50" x .77" round
90	L-LN-LNT-LT-LTS800		1			D9HZ 6A662-A	BRACKET (STAND-OFF)-secure A/C discharge line to rear of eng. at R.H. top of flywheel hsg.
90		1	1			E7HZ 6N669-A	PLATE (TURBO CHARGER COVER CLAMP)
90		1	1			E7HZ 6670-A	SPRING (OIL PUMP RELIEF VALVE)
90		1	1			E6HZ 6674-B	PLUNGER KIT (OIL PUMP RELIEF VALVE)

YEAR	MODEL/RESTRICTIONS	QUANTITY				PART NUMBER	DESCRIPTION
		6.6L	7.8L				
90		1	1			E8HZ 6675-A	PAN ASSY. (OIL)
90	All exc. 160 H.P.	1				E7HZ 6N677-A	HOUSING (TURBO CHARGER TURBINE)
90			1			E7HZ 6N677-B	
90	All 160 H.P.	1				E7HZ 6K682-D	TURBO CHARGER (EXHAUST DRIVE)
90	B-F600/800(165,170 H.P.)	1				E8HZ 6K682-A	
90	CF600/700	1					
90	All 185 H.P.		1			E7HZ 6K682-E	
90	All 210 H.P.		1			E8HZ 6K682-D	
90	CF700/800(240 H.P.)		1			E8HZ 6K682-B	
90	B-F-L-LN-LNT-LTS700/800 (215,240 H.P.)		1			E8HZ 6K682-C	
90	L-LN-LNT-LT-LTS800(270 H.P.) with ATA		1			E9HZ 6K682-A	
90	All (185 H.P.) ATA		1			E9HZ 6K682-B	
90		1	1			390738-S100	(BB-211-E) Bolt (turbocharger to manifold) 3/8"-24 x 1.25"
90		1	1			390737-S100	(WW-91-D) Stud (turbocharger to manifold) 3/8"-16-24 x 1.44"
90		1	1			33799-S36	(M-52-A) Nut (turbocharger to exhaust manifold) 3/8"-16 hex.
90		3	3			88407-S36	(W-14-A) Stud (turbocharger to exhaust manifold 3/8"-24-16 x 1.68"
90	CF600/700	1				E6HZ 6N684-A	CORE ASSY. (TURBO CHARGER TURBINE)
90	All 185 & 210 H.P.		1			E7HZ 6N684-B	
90	All 225 & 235 H.P.		1			E7HZ 6N684-A	
90	All	1				E7HZ 6N696-D	TUBE ASSY. (TURBO CHARGE TO INTAKE MANIFOLD)
90	All 185 H.P.		1				
90	All 210 H.P.		1			E7HZ 6N696-C	
90		1	1			E7HZ 6700-A	SEAL (CYLINDER FRONT COVER OIL)
90		1	1			E6HZ 6701-A	SEAL (CRANKSHAFT REAR OIL)
90		1	1			E6HZ 6K705-A	HUB (OIL PUMP IDLER GEAR)
90		1	1			E8HZ 6710-A	GASKET (OIL PAN)
90	F-FT-L-LN-LNT-LT-LTS800/900	1	1			E7HZ 6714-A	FILTER ASSY. (OIL BY-PASS)
90	F-FT600/900	1	1			E7HZ 6728-B	BRACKET (BY-PASS OIL FILTER MOUNTING)- #E7HT-CA
90	L-LN-LNT-LS-LT-LTS800/900 -- w/frame mounted filter	1	1			F0HZ 6728-C	
90		1	1			E6HZ 6N728-A	PLATE (OIL PAN SIDE)
90		1	1			E7HZ 6730-A	PLUG (OIL PAN DRAIN)-magnetic-incl. E6HZ 6734-A gasket
90		2	2			E7HZ 6731-A	FILTER ASSY. (OIL)
90	By-pass filter element	1	1			D5PZ 6731-A	*FL-750-standard by-pass type
		1	1			D5PZ 6731-B	*FL-751-Premium by-pass type
90		1	1			E6HZ 6734-A	GASKET (OIL PAN DRAIN PLUG)
90	CF600/800	1	1			E7HZ 6750-F	INDICATOR (OIL LEVEL)
90	B-F600/800, FT900		1			E8HZ 6750-L	#E8HT-SA
90	L-LN-LNT-LT800		1			E8HZ 6750-M	#E8HT-RA
90		1	1			E7HZ 6N753-A	HOSE (OIL COOLER)
90	CF600/700	1				E6HZ 6754-A	TUBE ASSY. (OIL LVL INDICATOR)
90	B-F600/800 -- w/o tilt front end	1	1			E7HZ 6754-A	
90	B-F600/800 -- w/tilt front end	1	1			E7HZ 6754-B	
90	L-LN-LNT-LT-LTS800		1				
90	B-F-LN600/800 -- w/air/hyd. brakes		1			E7HZ 6B754-A	BRACKET (AIR COMPRESSOR)

1990/
TRUCK SERIES 600/900

YEAR	MODEL/RESTRICTIONS	QUANTITY			PART NUMBER	DESCRIPTION
		6.6L	7.8L			
90			1		E7HZ 6758-A	TUBE ASSY. (CRANKSHAFT VENTILATION)
90	All	1				
90		1	1		56558-S36	(B-320-D) Bolt (crankcase vent tube to block)-7/16"-14 x .75" hex. flange hd.
90	B-F600/800	1	1		E7HZ 6A759-A	CLAMP (OIL FILLER PIPE)
90	CF600/700	1			E6HZ 6N766-A	CONNECTOR (OIL LEVEL INDICATOR TUBE)
90	CF600/800 -- exc. 235 H.P.	1	1		E9HZ 6K769-C	DUCT (CHARGED AIR COOLER TO CHARGER) #88HU-AA
90	CF600/800 (235 H.P.)	1			F0HZ 6K769-C	#80HU-AA
90	B-F600/800		1		E8HZ 6K769-K	#E8E8HT-HA
90	B-F600/800 (185 H.P.)	1			E9HZ 6K769-E	#E9HT-BA
90	L-LN-LNT-LT-LTS800 (210 H.P.)		1		E8HZ 6K769-S	#E8HT-KA,KB,KC
90	L-LN-LNT-LT-LTS700/800 (185 H.P.)	1			E9HZ 6K769-A	
90	CF600/800-exc. 235 H.P.	1	1		E8HZ 6K770-G	HOSE (CHARGED AIR COOLER TO MANIFOLD)- #87HU-AA
90	CF600/800 (235 H.P.)		1		F0HZ 6K770-C	#80HU-AA
90	L-LN-LNT-LT-LTS800	1	1		F0HZ 6K770-D	#E9HT-CA
90	L-LN-LNT-LT-LTS800- (270 H.P.)		1		F0HZ 6K770-E	#E9HT-AB
					6775-6	SHIELD (NOISE INSULATOR)
90	L-LN-LNT-LT800		1		E8HZ 6775-E	R.H.-#E8HT 6E027-HC
			1		E8HZ 6776-C	L.H.-#E8HT 6E027-GC
90	LTS800		1		E8HZ 6775-U	Lower R.H.-#E8HT 6E027-FB
			1		E8HZ 6776-S	Lower L.H.-#E8HT 6E027-EB
90	F-FT-L-LN-LNT-LT-LTS700/900		1		E7HZ 6775-C	Oil pan noise shield
90	CF600/800	1	1		E8HZ 6K775-F	COOLER ASSY. (CHARGED AIR)
90	B-F600/800-(185 H.P.)	1			E9HZ 6K775-D	
90	B-F600/800-(215, 240 H.P.)		1			
90	L-LN-LNT-LT-LTS800		1		E8HZ 6K775-J	
90		1	1		E7HZ 6N778-A	TUBE ASSY. (OIL PUMP OUTLET)
90		1	1		E7HZ 6N781-A	HOUSING (OIL COOLER)
90		1	1		E7HZ 6N783-A	CORE (OIL COOLER)
90		1	1		E7HZ 6784-A	TUBE (OIL LEVEL INDICATOR)-mounted in block
90			1			Mounted inside tubes 6E612, 6784 & 6793
90	CF600/700	1	1		E7HZ 6784-C	
90	CF600/900-(240 H.P.)		1		F0HZ 6K785-A	BRACKET (CHARGE AIR SUPPORT)
90		1	1		E6HZ 6786-A	BRACKET & COVER (OIL FILLER TUBE)
90	B-F-LN600/800		1		E8HZ 6K786-B	CLAMP (CHARGED AIR COOLING)-3.12-3.43" dia.
90	B-F-LN600/800		2		E8HZ 6K786-C	3.56-3.87" dia.
90	CF600/800	2	2			
90	L-LN-LNT-LT-LTS800 w/210 H.P.		1		E8HZ 6K769-H	#E8HT-KA
90	B-F-LN600/800-(185, 215, 240 H.P.)	1	1		F0HZ 6K786-B	
90	L-LN-LS-LT-LNT-LTS800	1	1		F0HZ 6K786-D	
90		1	1		E7HZ 6N786-A	CAP (OIL COOLER HOUSING)
90		1	1		E7HZ 6N789-A	GASKET (OIL COOLER TUBE)
90		1	1		E7HZ 6N792-A	TUBE ASSY. (OIL COOLER WATER OUTLET)
90		2	2		304684-S36	(BB-155-C) Bolt (oil cooler outlet tube to block) 3/8"-16 x 1" hex. hd.
90		1	1		56558-S36	(B-320-D) Bolt (oil cooler outlet tube to block) 7/16"-14 x .75"
90		1	1		E7HZ 6793-A	HOSE (OIL FILLER PIPE)

YEAR	MODEL/RESTRICTIONS	QUANTITY			PART NUMBER	DESCRIPTION
		6.6L	7.8L			
90		1	1		E7HZ 6A811-A	FILTER (CRANKCASE VENTILATION)- use in valve rocker cover
90		1	1		E7HZ 6K827-A	HOSE (OIL COOLER TO CYLINDER BLOCK WATER OUTLET)
90	All with by-pass filter	1	1		D0HZ 6838-A	SEAL (OIL FILTER COVER)- square shaped design
90	B-F600/800,FT900	1	1		E7HZ 6B843-A	SUPPORT ASSY. (OIL COOLER MOUNTING)
90		1	1		E6HZ 6W846-A	GEAR (OIL PUMP DRIVE)
90	CF600/700	1			E6HZ 6B850-A	HOSE ASSY. (OIL COOLER)-outlet
		1			E6HZ 6B851-A	Inlet
90		1	1		E6HZ 6N857-A	NUT (OIL PUMP OUTLET TUBE)
90		1	1		E6HZ 6N860-A	PLATE (TURBO CHARGER TO CYLINDER BLOCK OIL SUPPLY)
90	All 210 H.P.		1		E7HZ 6N862-B	GASKET (CHARGER INTAKE MANIFOLD COVER TUBE)
90	All with by-pass filter	1	1		C1TZ 6885-A	GASKET (OIL FILTER COVER) oval shaped design
90		2	2		E7HZ 6890-A	INSERT (OIL FILTER MOUNTING BOLT)
90		1	1		E6HZ 6A892-A	RETAINER (CRANKCASE VENTILATION)-GROMMET
90	All		AR		E8HZ 6N945-A	RECEPTICAL (NOISE SHIELD STUD)

HOW TO IDENTIFY TRANSMISSION PARTS

1. USE THE WARRANTY PLATE CODE:

- a. The transmissions (main & auxiliary) are identified by a code on the vehicle Warranty Plate.
- b. Refer to the General Information Section (under Warranty Plate Transmission Codes) to identify the transmission type and model.
- c. Refer to the Model Application Chart (starting on page 10) to find the Parts List number, or Illustration Section and Page number.
- d. Turn to the Parts List and select the component part desired.

2. USE THE TRANSMISSION CASE MARKINGS:

- a. Find a painted marking on the transmission case.
- b. Refer to the Transmission Identification Chart (starting on page 5) to find the Parts List number, or Illustration Section and Page number.
- c. Turn to the Parts List and select the component part desired.

3. USE THE TRANSMISSION IDENTIFICATION TAG:

- a. Find an identification tag or plate on the transmission case. (see pages 3 and 4 for illustrations showing locations).
- b. Refer to the Transmission Identification Chart (starting on page 5) to find the Parts List number, or Illustration Section and Page number.
- c. Turn to the Parts List and select the component part desired. (If the transmission case is replaced, transfer the tag to the new case so that identification will not be lost.)

4. USE THE MANUFACTURER'S NAME and MODEL NUMBER:

- a. Refer to the Model Application Chart (starting on page 10) to find the Parts List number for the model - example. A 1990 B600 truck with Fuller Model RT6610 identified E7HT-3UA uses Parts List number 70.10A.

5. USE THE TRUCK YEAR and MODEL:

- a. Refer to the Model Application Chart (starting on page 10) to find the Parts List number, or Illustration Section and Page number for the truck model (The chart is arranged by model year, within each model year, it is arranged by Truck Series.)
- b. Turn to the Parts List and select the component part desired.

6. USE THE THE TRUCK SPECIFICATION LIST (T.S.L.):

- a. Kentucky-built trucks contain a T.S.L.
- b. Locate the "Transmission Assy." number or "Auxiliary Transmission" number on the T.S.L.
- c. Use the Transmission Identification Chart (Page 5) to find the Parts List number.
- d. Turn to the Parts List and select the component part desired.

*1990/
TRUCK SERIES 600/900*

TRANSMISSION PARTS LIST INDEX

Parts lists are grouped by type and number of speeds and each group of related transmission parts lists is shown in a separate section. The section number can readily be identified with the transmission parts list numbers as shown in the following example:

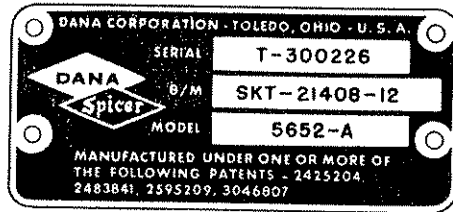
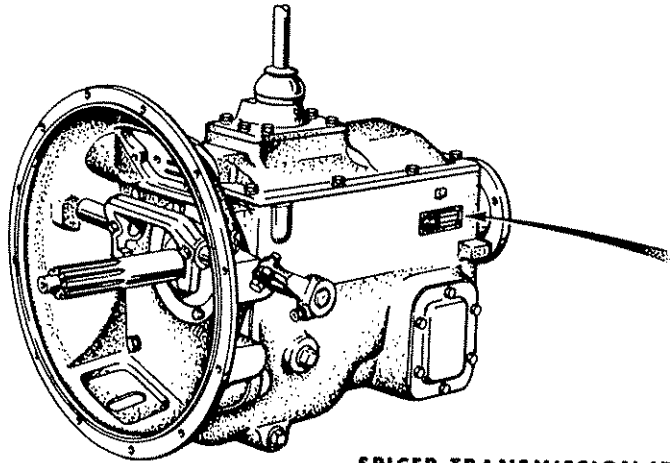
TRANSMISSION TYPE	NUMBER OF SPEEDS	PARTS LIST NUMBER	TRANSMISSION SECTION NO.
Clark/Fuller	5	5	70.5
Dana (Spicer)	5	5	70.5
Dana (Spicer)	7	7	70.7
Fuller	5	5	70.5
Fuller	6	6	70.6
Fuller	7	7	70.7
Fuller	8	8	70.8
Fuller	10	10	70.10
Fuller	9	9	70.9
Fuller	13	13	70.13
Fuller	15	15	70.15

Kit part numbers are shown in their respective parts lists. A listing of the components for each kit is shown in Section 70A.

Bearing and gasket overhaul not serviced. Refer to Federal Mogul catalog #502T
Order catalog on form #FPM 1310B, Heavy Truck Literature Order Form

Sections 70.1 thru 70.15 and 70A follow Section 70. Immediately following Section 70A, the Ford basic groups are continued in Section 71.

1990/
TRUCK SERIES 600/900



P-4825

SPICER TRANSMISSION IDENTIFICATION

1990/
TRUCK SERIES 600/900

TRANSMISSION IDENTIFICATION CHART

IDENTIFICATION NUMBER	MANUFACTURER		S P E E D	CODE Δ	PART NUMBER	PARTS LIST 70.	ILLUSTRATIONS	
	NAME ▲	MODEL					SECTION	PAGE

Δ-WARRANTY CODE, ▲-C- CLARK, F-FULLER, NP-NEW PROCESS, R-ROCKWELL, S-SPICER, W-WARNER

The identification number represents the Ford T.S.L. Number, Ford Tag Identification Number, Manufacturer

Tag Serial Number or the Transmission Case Marking.

NOTES ★ Obsolete

E7HT 7003-CA, E7HT3CA	C	5106	6	CT	E7HT 7003-CA	6A	70.6	7,8
E7HT 7003-JA, E7HT3JA	F	RT6610	10	FS	E7HT 7003-JA	10A	70.10	7,8
E7HT 7003-RA, E7HT3RA	C	FS6106	6	CU	E7HT 7003-RA	6D	70.5	5,6
E7HT 7003-UA, E7HT3UA	F	RT6610	10	FS	E7HT 7003-UA	10A	70.10	7,8
E7HT 7003-ARB, E7HT3ARB	S	CM6052-C	5	SF	E7HT 7003-ARB	5CA	70.5	2
E7HT 7003-AYA, E7HT3AYA	F	T8607-A	7	FH	E7HT 7003-AYA	7AC	70.7	7,8
E7HT 7003-AZA, E7HT3AZA	F	T8609-A	9	FJ	E7HT 7003-AZA	9C	70.9	6,7
E7HT 7003-BGB, E7HT3BGB	S	CM6052-C	5	SF	E7HT 7003-BGB	5CA	70.5	2
E7HT 7003-BJB, E7HT3BJB	S	CM6052-A	5	SF	E7HT 7003-BJB	5CA	70.5	2
E7HT 7003-CUA, E7HT3CUA	F	RT6610	10	FS	E7HT 7003-CUA	10A	70.10	7,8
E7HT 7003-CVA, E7HT3CVA	F	RT6613	13	FT	E7HT 7003-CVA	13A	70.13	1,2
E8HT 7003-ARA, E8HT3ARA	F	FS6106-A	6	CU	E8HT 7003-ARA	6B	70.7	5,6
E8HT 7003-BEA, E8HT3BEA	F	RTOF11707LL	7	FK	E8HT 7003-BEA	7AA	70.7	5,6
E8HT 7003-BFA, E8HT3BFA	F	RTOF11707LL	7	FK	E8HT 7003-BFA	7AA	70.7	5,6
E8HT 7003-BGA, E8HT3BGA	F	RTOF11708LL	8	FL	E8HT 7003-BGA	8A	70.8	1,2
E8HT 7003-BHA, E8HT3BHA	F	RTOF11708LL	8	FL	E8HT 7003-BHA	8A	70.8	1,2
E8HT 7003-BJA, E8HT3BJA	F	RTF11715	15	FM	E8HT 7003-BJA	15A	70.15	1,2
E8HT 7003-BKA, E8HT3BKA	F	RT11715	15	FM	E8HT 7003-BKA	15A	70.15	1,2
E8HT 7003-BLA, E8HT3BLA	F	RTO14708LL	8	EN	E8HT 7003-BLA	8B	70.8	1,3
E8HT 7003-BMA, E8HT3BMA	F	RTOF14708LL	8	EN	E8HT 7003-BMA	8B	70.8	1,3
E8HT 7003-BNA, E8HT3BNA	F	RTO14708LL	8	EN	E8HT 7003-BNA	8B	70.8	1,3
E8HT 7003-BRA, E8HT3BRA	F	RTO14708LL	8	EN	E8HT 7003-BRA	8B	70.8	1,3
E8HT 7003-BSA, E8HT3BSA	F	RTF14715	15	EP	E8HT 7003-BSA	15B	70.15	1,2
E8HT 7003-BTA, E8HT3BTA	F	RTF14715	15	EP	E8HT 7003-BTA	15B	70.15	1,2
E8HT 7003-BUA, E8HT3BUA	F	RT14715	15	EP	E8HT 7003-BUA	15B	70.15	1,2
E8HT 7003-BVA, E8HT3BVA	F	RT14715	15	EP	E8HT 7003-BVA	15B	70.15	1,2
E8HT 7003-BYA, E8HT3BYA	F	RT14715	15	EP	E8HT 7003-BYA	15C	70.15	1,2
E8HT 7003-BZA, E8HT3BZA	F	RTO14715	15	ER	E8HT 7003-BZA	15D	70.15	1,2
E8HT 7003-CAA, E8HT3CAA	F	RTO14715	15	ER	E8HT 7003-CAA	15D	70.15	1,2
E8HT 7003-CCA, E8HT3CCA	F	RT6613	13	FT	E8HT 7003-CCA	13A	70.13	1,2
E8HT 7003-CDA, E8HT3CDA	F	RT6613	13	FT	E8HT 7003-CDA	13A	70.13	1,2
E8HT 7003-CEA, E8HT3CEA	F	RT6613	13	FT	E8HT 7003-CEA	13A	70.13	1,2
E8HT 7003-CFA, E8HT3CFA	F	RTOF11708LL	8	FL	E8HT 7003-CFA	8A	70.8	1,2
E8HT 7003-DBA, E8HT3DBA	F	RT6613	13	FT	E8HT 7003-DBA	13A	70.13	1,2
E8HT 7003-DCA, E8HT3DCA	F	RT6613	13	FT	E8HT 7003-DCA	13A	70.13	1,2
E9HT 7003-BA, E9HT3BA	F	RT7608LL	8		E9HT 7003-BA	8C	70.8	7,8
E9HT 7003-CA, E9HT3CA	F	RT7608LL	8		E9HT 7003-CA	8C	70.8	7,8
E9HT 7003-EA, E9HT3EA	F	RT8609	9	FJ	E9HT 7003-EA	9A	70.9	6,7
E9HT 7003-FA, E9HT3FA	F	RTF8608L	8		E9HT 7003-FA	8D	70.8	4,5
E9HT 7003-GA, E9HT3GA	F	FS7206	6		E9HT 7003-GA	6F	70.6	
E9HT 7003-JA, E9HT3JA	F	FS6206A	6		E9HT 7003-JA	6G	70.6	7,8
E9HT 7003-MA, E9HT3MA	F	RT12609A	9		E9HT 7003-MA	9D	70.9	
E9HT 7003-NA, E9HT3NA	F	RT12610	10		E9HT 7003-NA	10B	70.10	
E9HT 7003-RA, E9HT3RA	F	RTX12609B	9		E9HT 7003-RA	9E	70.9	
E9HT 7003-SA, E9HT3SA	F	RT11715	15	FM	E9HT 7003-SA	15A	70.15	1,2
E9HT 7003-TA, E9HT3TA	F	RTOF14715	15	EP	E9HT 7003-TA	15D	70.15	1,2
E9HT 7003-YA, E9HT3YA	F	RT12609A	9		E9HT 7003-YA	9D	70.9	
E9HT 7003-ZA, E9HT3ZA	F	RT12610	10		E9HT 7003-ZA	10B	70.10	
E9HT 7003-AAA, E9HT3AAA	F	RTX12609B	9		E9HT 7003-AAA	9E	70.9	
E9HT 7003-ABA, E9HT3ABA	F	RT8607A	7	FH	E9HT 7003-ABA	7AB	70.7	7,8
E9HT 7003-ACA, E9HT3ACA	F	RTX11609B	9	FG	E9HT 7003-ACA	9B	70.9	3,4

1990/
TRUCK SERIES 600/900

TRANSMISSION IDENTIFICATION CHART

IDENTIFICATION NUMBER	MANUFACTURER		S P E E D	CODE Δ	PART NUMBER	PARTS LIST 70.	ILLUSTRATIONS	
	NAME ▲	MODEL					SECTION	PAGE
Δ-WARRANTY CODE, ▲-C- CLARK, F-FULLER, NP-NEW PROCESS, R-ROCKWELL, S-SPICER, W-WARNER								
NOTES * Obsolete								
E9HT 7003-AGA,E9HT3AGA	F	RT0F14715	15	EP	E9HT 7003-AGA	15D	70.15	1,2
E9HT 7003-AHA,E9HT3AHA	F	RT0F14715	15	EP	E9HT 7003-AHA	15E	70.15	1,2
E9HT 7003-AJA,E9HT3AJA	F	RT0F14715	15	EP	E9HT 7003-AJA	15E	70.15	1,2
E9HT 7003-ALA,E9HT3ALA	F	RT014715	15	EP	E9HT 7003-ALA	15E	70.15	1,2
E9HT 7003-AMA,E9HT3AMA	F	RT014715	15	EP	E9HT 7003-AMA	15E	70.15	1,2
E9HT 7003-AVA,E9HT3AVA	F	FS4005B	5	CX	E9HT 7003-AVA	5AA	70.5	12
E9HT 7003-AYA,E9HT3AYA	F	FS4005A	5	CW	E9HT 7003-AYA	5AA	70.5	12
E9HT 7003-AZA,E9HT3AZA	F	FS4005B	5	CX	E9HT 7003-AZA	5AA	70.5	12
E9HT 7003-BAA,E9HT3BAA	F	FS4005A	5	CW	E9HT 7003-BAA	5AA	70.5	12
E9HT 7003-BBA,E9HT3BBA	F	FS5005A	5	CY	E9HT 7003-BBA	5AB	70.5	4
E9HT 7003-BCA,E9HT3BCA	F	FS5005B	5	CV	E9HT 7003-BCA	5AB	70.5	4
E9HT 7003-BDA,E9HT3BDA	F	FS5005B	5	CY	E9HT 7003-BDA	5AB	70.5	4
E9HT 7003-BEA,E9HT3BEA	F	RT6610	10	FS	E9HT 7003-BEA		70.10	7,8
FOHT 7003-AA, FOHT3AA	F	T8707	7		FOHT 7003-AA	7AE	70.7	7,8
FOHT 7003-BA, FOHT3BA	F	T8607-A	7	FH	FOHT 7003-BA	7AE	70.7	7, 8
FOHT 7003-CA, FOHT3CA	F	RT0F11607L	7	FB	FOHT 7003-CA	7AF	70.7	5, 6
FOHT 7003-DA, FOHT3DA	F	RT0F11607L	7	FB	FOHT 7003-DA	7AF	70.7	5, 6
FOHT 7003-EA, FOHT3EA	F	RT0F11607L	7	FB	FOHT 7003-EA	7AF	70.7	5, 6
FOHT 7003-FA, FOHT3FA	F	RT8609	9	FJ	FOHT 7003-FA	9L	70.9	6, 7
FOHT 7003-GA, FOHT3GA	F	RT8609	9	FJ	FOHT 7003-GA	9L	70.9	6, 7
FOHT 7003-HA, FOHT3HA	F	RTF11609	9	FG	FOHT 7003-HA	9F	70.9	3, 4
FOHT 7003-JA, FOHT3JA	F	RTF11609	9	FG	FOHT 7003-JA	9F	70.9	3, 4
FOHT 7003-KA, FOHT3KA	F	RTF11609	9	FG	FOHT 7003-KA	9J	70.9	3, 4
FOHT 7003-LA, FOHT3LA	F	RTF11609A	9	FG	FOHT 7003-LA	9J	70.9	3, 4
FOHT 7003-MA, FOHT3MA	F	RT11609A	9	FG	FOHT 7003-MA	9K	70.9	3, 4
FOHT 7003-NA, FOHT3NA	F	RT11609A	9	FG	FOHT 7003-NA	9K	70.9	3, 4
FOHT 7003-RA, FOHT3RA	F	RTF11609A	9	FG	FOHT 7003-RA	9J	70.9	3, 4
FOHT 7003-SA, FOHT3SA	F	RTF11609A	9	FG	FOHT 7003-SA	9J	70.9	3, 4
FOHT 7003-TA, FOHT3TA	F	RTF11609A	9	FG	FOHT 7003-TA	9J	70.9	3, 4
FOHT 7003-UA, FOHT3UA	F	RTF11609A	9	FG	FOHT 7003-UA	9F	70.9	3, 4
FOHT 7003-VA, FOHT3VA	F	RTF11609A	9	FG	FOHT 7003-VA	9F	70.9	3, 4
FOHT 7003-YA, FOHT3YA	F	RTF11609A	9	FG	FOHT 7003-YA	9G	70.9	3, 4
FOHT 7003-ZA, FOHT3ZA	F	RT11609A	9	FG	FOHT 7003-ZA	9G	70.9	3, 4
FOHT 7003-AAA, FOHT3AAA	F	RT11609A	9	FG	FOHT 7003-AAA	9G	70.9	3, 4
FOHT 7003-ABA, FOHT3ABA	F	RT11609A	9	FG	FOHT 7003-ABA	9G	70.9	3, 4
FOHT 7003-ACA, FOHT3ACA	F	RT11609A	9	FG	FOHT 7003-ACA	9G	70.9	3, 4
FOHT 7003-ADA, FOHT3ADA	F	RT11609A	9	FG	FOHT 7003-ADA	9G	70.9	3, 4
FOHT 7003-AEA, FOHT3AEA	F	RT14609A	9	ES	FOHT 7003-AEA		70.9	1, 2
FOHT 7003-AFA, FOHT3AFA	F	RT14609A	9	ES	FOHT 7003-AFA		70.9	1, 2
FOHT 7003-AGA, FOHT3AGA	F	RT14609A	9	ES	FOHT 7003-AGA		70.9	1, 2
FOHT 7003-AHA, FOHT3AHA	F	RT14609A	9	ES	FOHT 7003-AHA		70.0	1, 2
FOHT 7003-AJA, FOHT3AJA	F	RT14609A	9	ES	FOHT 7003-AJA		70.9	1, 2
FOHT 7003-AKA, FOHT3AKA	F	RTF14609A	9	ES	FOHT 7003-AKA		70.9	1, 2
FOHT 7003-ALA, FOHT3ALA	F	RT14609A	9	ES	FOHT 7003-ALA		70.9	1, 2
FOHT 7003-AMA, FOHT3AMA	F	RT14609A	9	ES	FOHT 7003-AMA		70.9	1, 2
FOHT 7003-ANA, FOHT3ANA	F	RTX11609B	9	FG	FOHT 7003-ANA	9M	70.9	3, 4
FOHT 7003-ARA, FOHT3ARA	F	RTX11609B	9	FG	FOHT 7003-ARA	9M	70.9	3, 4
FOHT 7003-ASA, FOHT3ASA	F	RTX11609B	9	FG	FOHT 7003-ASA	9M	70.9	3, 4
FOHT 7003-ATA, FOHT3ATA	F	RTX11609B	9	FG	FOHT 7003-ATA	9M	70.9	3, 4
FOHT 7003-AUA, FOHT3AUA	F	RTX11609B	9	FG	FOHT 7003-AUA	9M	70.9	3, 4
FOHT 7003-AVA, FOHT3AVA	F	RTX11609B	9	FG	FOHT 7003-AVA	9H	70.9	3, 4
FOHT 7003-AYA, FOHT3AYA	F	RTX11609B	9	FG	FOHT 7003-AYA	9M	70.9	3, 4
FOHT 7003-AZA, FOHT3AZA	F	RTX11609B	9	FG	FOHT 7003-AZA	9M	70.9	3, 4

1990/
TRUCK SERIES 600/900

TRANSMISSION IDENTIFICATION CHART

IDENTIFICATION NUMBER	MANUFACTURER		S P E E D	CODE Δ	PART NUMBER	PARTS LIST 70	ILLUSTRATIONS	
	NAME ▲	MODEL					SECTION	PAGE
Δ-WARRANTY CODE, ▲-C- CLARK, F-FULLER, NP-NEW PROCESS, R-ROCKWELL, S-SPICER, W-WARNER								
NOTES ★ Obsolete								
FOHT 7003-BAA, FOHT3BAA	F	RTX11609B	9	FG	FOHT 7003-BAA	9H	70.9	3, 4
FOHT 7003-BBA, FOHT3BBA	F	RTX11609B	9	FG	FOHT 7003-BBA	9H	70.9	3, 4
FOHT 7003-BCA, FOHT3BCA	F	RTX11609B	9	FG	FOHT 7003-BCA	9H	70.9	3, 4
FOHT 7003-BDA, FOHT3BDA	F	RTX11609B	9	FG	FOHT 7003-BDA	9H	70.9	3, 4
FOHT 7003-BEA, FOHT3BEA	F	RTX11609B	9	FG	FOHT 7003-BEA	9H	70.9	3, 4
FOHT 7003-BFA, FOHT3BFA	F	RTX14609B	9	EG	FOHT 7003-BFA		70.9	1, 2
FOHT 7003-BGA, FOHT3BGA	F	RTX14609B	9	EG	FOHT 7003-BGA		70.9	1, 2
FOHT 7003-BHA, FOHT3BHA	F	RTX14609B	9	EG	FOHT 7003-BHA		70.9	1, 2
FOHT 7003-BJA, FOHT3BJA	F	RTX14609B	9	EG	FOHT 7003-BJA		70.9	1, 2
FOHT 7003-BKA, FOHT3BKA	F	RTX14609B	9	EG	FOHT 7003-BKA		70.9	1, 2
FOHT 7003-BLA, FOHT3BLA	F	RTX14609B	9	EG	FOHT 7003-BLA		70.9	1, 2
FOHT 7003-BMA, FOHT3BMA	F	RTX14609B	9	EG	FOHT 7003-BMA		70.9	1, 2
FOHT 7003-BNA, FOHT3BNA	F	RTX14609B	9	EG	FOHT 7003-BNA		70.9	1, 2
FOHT 7003-BRA, FOHT3BRA	F	RTX14609B	9	EG	FOHT 7003-BRA		70.9	1, 2
FOHT 7003-BSA, FOHT3BSA	F	RTX14609B	9	EG	FOHT 7003-BSA		70.9	1, 2
FOHT 7003-BTA, FOHT3BTA	F	RTF11610	10	EB	FOHT 7003-BTA	10C	70.10	1, 2, 5
FOHT 7003-BUA, FOHT3BUA	F	RTF11610	10	EB	FOHT 7003-BUA	10C	70.10	1, 2, 5
FOHT 7003-BVA, FOHT3BVA	F	RTF11610	10	EB	FOHT 7003-BVA	10C	70.10	1, 2, 5
FOHT 7003-BYA, FOHT3BYA	F	RTF11610	10	EB	FOHT 7003-BYA	10C	70.10	1, 2, 5
FOHT 7003-BZA, FOHT3BZA	F	RTF11610	10	EB	FOHT 7003-BZA	10C	70.10	1, 2, 5
FOHT 7003-CAA, FOHT3CAA	F	RT11610	10	EB	FOHT 7003-CAA	10C	70.10	1, 2, 5
FOHT 7003-CBA, FOHT3CBA	F	RTF11610	10	EB	FOHT 7003-CBA	10C	70.10	1, 2, 5
FOHT 7003-CCA, FOHT3CCA	F	RT11610	10	EB	FOHT 7003-CCA	10D	70.10	1, 2, 5
FOHT 7003-CDA, FOHT3CDA	F	RT11610	10	EB	FOHT 7003-CDA	10D	70.10	1, 2, 5
FOHT 7003-CEA, FOHT3CEA	F	RT11610	10	EB	FOHT 7003-CEA	10D	70.10	1, 2, 5
FOHT 7003-CFA, FOHT3CFA	F	RT11610	10	EB	FOHT 7003-CFA	10D	70.10	1, 2, 5
FOHT 7003-CGA, FOHT3CGA	F	RT11610	10	EB	FOHT 7003-CGA	10D	70.10	1, 2, 5
FOHT 7003-CHA, FOHT3CHA	F	RT11610	10	EB	FOHT 7003-CHA	10D	70.10	1, 2, 5
FOHT 7003-CJA, FOHT3CJA	F	RT11610	10	EB	FOHT 7003-CJA	10D	70.10	1, 2, 5
FOHT 7003-CKA, FOHT3CKA	F	RT14610	10	EH	FOHT 7003-CKA		70.10	1, 2
FOHT 7003-CLA, FOHT3CLA	F	RT14610	10	EH	FOHT 7003-CLA		70.10	1, 2
FOHT 7003-CMA, FOHT3CMA	F	RT14610	10	EH	FOHT 7003-CMA		70.10	1, 2
FOHT 7003-CNA, FOHT3CNA	F	RT14610	10	EH	FOHT 7003-CNA		70.10	1, 2
FOHT 7003-CRA, FOHT3CRA	F	RT14610	10	EH	FOHT 7003-CRA		70.10	1, 2
FOHT 7003-CSA, FOHT3CSA	F	RT14610	10	EH	FOHT 7003-CSA		70.10	1, 2
FOHT 7003-CTA, FOHT3CTA	F	RT14610	10	EH	FOHT 7003-CTA		70.10	1, 2
FOHT 7003-CUA, FOHT3CUA	F	RT14610	10	EH	FOHT 7003-CUA		70.10	1, 2
FOHT 7003-CVA, FOHT3CVA	F	RT0F11613	13	EC	FOHT 7003-CVA	13B	70.13	4, 5
FOHT 7003-CYA, FOHT3CYA	F	RT0F11613	13	EC	FOHT 7003-CYA	13B	70.13	4, 5
FOHT 7003-CZA, FOHT3CZA	F	RT011613	13	EC	FOHT 7003-CZA	13B	70.13	4, 5
FOHT 7003-DAA, FOHT3DAA	F	RT0F11613	13	EC	FOHT 7003-DAA	13B	70.13	4, 5
FOHT 7003-DBA, FOHT3DBA	F	RT0F11613	13	EC	FOHT 7003-DBA	13B	70.13	4, 5
FOHT 7003-DCA, FOHT3DCA	F	RT011613	13	EC	FOHT 7003-DCA	13C	70.13	4, 5
FOHT 7003-DDA, FOHT3DDA	F	RT011613	13	EC	FOHT 7003-DDA	13C	70.13	4, 5
FOHT 7003-DEA, FOHT3DEA	F	RT0F11613	13	EC	FOHT 7003-DEA	13B	70.13	4, 5
FOHT 7003-DFA, FOHT3DFA	F	RT011613	13	EC	FOHT 7003-DFA	13B	70.13	4, 5
FOHT 7003-DGA, FOHT3DGA	F	RT011613	13	EC	FOHT 7003-DGA	13C	70.13	4, 5
FOHT 7003-DHA, FOHT3DHA	F	RT011613	13	EC	FOHT 7003-DHA	13C	70.13	4, 5
FOHT 7003-DJA, FOHT3DJA	F	RT011613	13	EC	FOHT 7003-DJA	13C	70.13	4, 5
FOHT 7003-DKA, FOHT3DKA	F	RT011613	13	EC	FOHT 7003-DKA	13C	70.13	4, 5
FOHT 7003-DLA, FOHT3DLA	F	RT0F11613	13	EC	FOHT 7003-DLA	13B	70.13	4, 5
FOHT 7003-DMA, FOHT3DMA	F	RT0F11613	13	EC	FOHT 7003-DMA	13B	70.13	4, 5

1990/
TRUCK SERIES 600/900

TRANSMISSION IDENTIFICATION CHART

IDENTIFICATION NUMBER	MANUFACTURER		S P E E D	CODE Δ	PART NUMBER	PARTS LIST 70.	ILLUSTRATIONS	
	NAME ▲	MODEL					SECTION	PAGE
▲-WARRANTY CODE, ▲-C- CLARK, F-FULLER, NP-NEW PROCESS, R-ROCKWELL, S-SPICER, W-WARNER								
NOTES ★ Obsolete								
FOHT 7003-DNA, FOHT3DNA	F	RT011613	13	EC	FOHT 7003-DNA	13C	70.13	4, 5
FOHT 7003-DRA, FOHT3DRA	F	RT011613	13	EC	FOHT 7003-DRA	13C	70.13	4, 5
FOHT 7003-DSA, FOHT3DSA	F	RT011613	13	EC	FOHT 7003-DSA	13C	70.13	4, 5
FOHT 7003-DTA, FOHT3DTA	F	RT0F14613	13	EJ	FOHT 7003-DTA		70.13	1, 3
FOHT 7003-DUA, FOHT3DUA	F	RT014613	13	EJ	FOHT 7003-DUA		70.13	1, 3
FOHT 7003-DVA, FOHT3DVA	F	RT014613	13	EJ	FOHT 7003-DVA		70.13	1, 3
FOHT 7003-DYA, FOHT3DYA	F	RT014613	13	EJ	FOHT 7003-DYA		70.13	1, 3
FOHT 7003-DZA, FOHT3DZA	F	RT014613	13	EJ	FOHT 7003-DZA		70.13	1, 3
FOHT 7003-EAA, FOHT3EAA	F	RT0F14613	13	EJ	FOHT 7003-EAA		70.13	1, 3
FOHT 7003-EBA, FOHT3EBA	F	RT014613	13	EJ	FOHT 7003-EBA		70.13	1, 3
FOHT 7003-ECA, FOHT3ECA	F	RT0F14613	13	EJ	FOHT 7003-ECA		70.13	1, 3
FOHT 7003-EDA, FOHT3EDA	F	RT014613	13	EJ	FOHT 7003-EDA		70.13	1, 3
FOHT 7003-EEA, FOHT3EEA	F	RT014613	13	EJ	FOHT 7003-EEA		70.13	1, 3
FOHT 7003-EFA, FOHT3EFA	S	PS140-7	7		FOHT 7003-EFA	7A	70.7	
FOHT 7003-EGA, FOHT3EGA	S	PS140-7	7		FOHT 7003-EGA	7A	70.7	
FOHT 7003-EHA, FOHT3EHA	S	PS140-7	7		FOHT 7003-EHA	7A	70.7	
FOHT 7003-EJA, FOHT3EJA	S	PS140-7	7		FOHT 7003-EJA	7A	70.7	
FOHT 7003-EKA, FOHT3EKA	S	PS140-7	7		FOHT 7003-EKA	7A	70.7	
FOHT 7003-ELA, FOHT3ELA	S	PS140-7	7		FOHT 7003-ELA	7A	70.7	
FOHT 7003-EMA, FOHT3EMA	S	PS140-7	7		FOHT 7003-EMA	7A	70.7	
FOHT 7003-ENA, FOHT3ENA	S	PS140-7	7		FOHT 7003-ENA	7A	70.7	
FOHT 7003-ERA, FOHT3ERA	F	T8607-A	7	FH	FOHT 7003-ERA	7AD	70.7	7, 8
FOHT 7003-FDA, FOHT3FDA	F	FS6005	5		FOHT 7003-FDA	7AH	70.5	
FOHT 7003-FEA, FOHT3FEA	F	FS6005	5		FOHT 7003-FEA	7AH	70.5	
FOHT 7003-FFA, FOHT3FFA	F	RT6609A	9		FOHT 7003-FFA		70.9	
FOHT 7003-FGA, FOHT3FGA	F	RT6609A	9		FOHT 7003-FGA		70.9	
E7HT 7004-CA, E7HT4CA	C	5106	6	CT	E7HT 7004-CA	6E	70.6	7, 8
E8HT 7004-YA, E8HT4YA	C	FS3005-A	5	CA	E8HT 7004-YA	5AD	70.5	12
E8HT 7004-ZA, E8HT4ZA	C	FS3005-B	5	CA	E8HT 7004-ZA	5AD	70.5	12
E9HT 7004-BA, E9HT4BA	C	FS5106	6	CT	E9HT 7004-BA	6C	70.6	7, 8
E9HT 7004-DA, E9HT4DA	F-C	FS4005-A	5	CW	E9HT 7004-DA	5AC	70.5	12
E9HT 7004-EA, E9HT4EA	F-C	FS4005-B	5	CX	E9HT 7004-EA	5AC	70.5	12
E9HT 7004-FA, E9HT4FA	C-F	FS4005-A	5	CW	E9HT 7004-FA	5AE	70.5	12
E9HT 7004-GA, E9HT4GA	C-F	FS4005-B	5	CX	E9HT 7004-GA	5AE	70.5	12
E9HT 7004-HA, E9HT4HA	C-F	FS5005-A	5	CY	E9HT 7004-HA	5AF	70.5	4
E9HT 7004-JA, E9HT4JA	C-F	FS5005-B	5	CV	E9HT 7004-JA	5AF	70.5	4
E9HT 7004-KA, E9HT4KA	C-F	FS5005-A	5	CY	E9HT 7004-KA	5AF	70.5	4
E9HT 7004-LA, E9HT4LA	C-F	FS5005-B	5	CV	E9HT 7004-LA	5AF	70.5	4
E9HT 7004-MA, E9HT4MA	F	FS-5106	6		E9HT 7004-MA	6J	70.6	7, 8
FOHT 7004-FA, FOHT4FA	F	FS-6005-A	5		FOHT 7004-FA	5AG	70.5	
FOHT 7004-GA, FOHT4GA	F	FS-6005-B	5		FOHT 7004-GA	5AG	70.5	
FOHT 7004-KA, FOHT4KA	F	FS-6206	6		FOHT 7004-KA	6H	70.6	7, 8
FOHT 7004-LA, FOHT4LA	F	FS-6206	6		FOHT 7004-LA	6H	70.6	7, 8

MODEL APPLICATION CHART

MODEL	YEAR	ENGINE			TRANSMISSION					PART NUMBER	PARTS LIST 70.	ILLUSTRATION	
		T Y P E ⊕	C Y L.	C.I.D.	S P E E D ▲	M P L E R ▲	MODEL	IDENTIFICATION	CASE MARKING			C O D E ●	SEC.

●-Warranty Code ▲C-Clark, F-Fuller, NP-New Process, S-Spicer, W-Warner, R-Rockwell ⊕-D-Diesel, G-Gas

B and F SERIES

B-F-FT600/900	YEAR	T Y P E	C Y L.	C.I.D.	S P E E D	M P L E R	MODEL	IDENTIFICATION	CASE MARKING	C O D E	PART NUMBER	PARTS LIST 70.	SEC.	PAGE
	90	D	6	6.6,7.8L	6	C	5106	3318218	E7HT3CA	CT	E7HT 7003-CA	6A	70.6	7.8
	90	D	6	7.8L	10	F	RT6610		E7HT3JA	FS	E7HT 7003-JA	10A	70.10	7.8
	90	D	8	8.2,10.4L	10	F	RT6610		E7HT3UA	FS	E7HT 7003-UA	10A	70.10	7.8
	90	D	8	10.4L	5	S	CM6052-C		E7HT3ARA	SF	E7HT 7003-ARB	5CA	70.5	2
	90	D	8	10.4L	5	S	CM6052-C		E7HT3BGB	SF	E7HT 7003-BGB	5CA	70.5	2
	90	D	8	10.4L	5	S	CM6052-A		E7HT3BJA	SD	E7HT 7003-BJB	5CA	70.5	2
	90	D	6	7.8L	6	F	FS6106A	TA-864-004908	E8HT3ARA	CU	E8HT 7003-ARA	6B	70.6	5,6
	90	G	8	6.1L	5	F	FS3005A		E8HT4YA	CA	E8HT 7004-YA	5AD	70.5	12
	90	G	8	6.1L	5	F	FS3005A		E8HT4ZA	CA	E8HT 7004-ZA	5AD	70.5	12
	90	D	6	7.8L	8	F	RT7608LL		E9HT3BA		E9HT 7003-BA	8C	70.8	7.8
	90	D	6	7.8L	8	F	RT7608LL		E9HT3CA		E9HT 7003-CA	8C	70.8	7.8
	90	G	6	6.6,7.8L	5	F	FS4005B		E9HT3AVA	CX	E9HT 7003-AVA	5AA	70.5	12
	90	G	6	6.6,7.8L	5	F	FS4005A		E9HT3AYA	CW	E9HT 7003-AYA	5AA	70.5	12
	90	G	6	6.6,7.8L	5	F	FS4005B		E9HT3AZA	CX	E9HT 7003-AZA	5AA	70.5	12
	90	G	6	6.6,7.8L	5	F	FS4005A		E9HT3BAA	CW	E9HT 7003-BAA	5AA	70.5	12
	90	G	All	All	6	F	FS5106		E9HT4BA	CT	E9HT 7004-BA	6C	70.6	7.8
	90	G	All	All	5	F,C	FS4005A		E9HT4DA	CW	E9HT 7004-DA	5AC	70.5	12
	90	G	All	All	5	F,C	FS4005B		E9HT4EA	CX	E9HT 7004-EA	5AC	70.5	12
	90	D	6	7.8L	6	F	FS6206A		E9HT3JA		E9HT 7003-JA	6G	7.6	7.8
	90	D	6	7.8L	5	FC	FS5005-A		E9HT3BBA	CY	E9HT 7003-BBA	5AB	70.5	4
	90	D	6	7.8L	5	FC	FS5005-B		E9HT3BCA	CV	E9HT 7003-BCA	5AB	70.5	4
	90	All	All	All	5	F	FS5005B		E9HT3BDA	CY	E9HT 7003-BDA	5AB	70.5	4
	90	D	6	7.8L	10	F	RT6610		E9HT3BEA	FS	E9HT 7003-BEA		70.10	7.8
	90	D	6	7.8L	5	F	FS6005		F0HT3FDA		F0HT 7003-FDA	5AH	70.5	
	90	D	6	7.8L	5	F	FS6005		F0HT3FEA		F0HT 7003-FEA	5AH	70.5	
	90	D	6	7.8L	9	F	RT6609A		F0HT3FFA		F0HT 7003-FFA		70.9	
	90	G	8	6.1,7.0L	9	F	RT6609A		F0HT3FGA		F0HT 7003-FGA		70.9	
	90	G	All		6	F	FS5106		E9HT4MA		E9HT 7004-MA	6J	70.6	7.8

C-CT SERIES

C-CT800	YEAR	T Y P E	C Y L.	C.I.D.	S P E E D	M P L E R	MODEL	IDENTIFICATION	CASE MARKING	C O D E	PART NUMBER	PARTS LIST 70.	SEC.	PAGE
	90	D	8	8.2,10.4L	10	F	RT6610		E7HT3UA	FS	E7HT 7003-UA	10A	70.10	7.8
	90	D	8	10.4L	5	S	CM6052-C		E7HT3BGB	SH	E7HT 7003-BGB	5CA	70.5	2
	90	D	8	10.4L	5	S	CM6052-A		E7HT3BJA	SD	E7HT 7003-BJB	5CA	70.5	2
	90	D	6	7.8L	5	F,C	FS5005-A		E9HT3BBA	CY	E9HT 7003-BBA	5AB	70.5	4
	90	D	6	7.8L	5	F,C	FS5005-B		E9HT3BCA	CV	E9HT 7003-BCA	5AB	70.5	4
	90	D	6	7.8L	10	F	RT6610		E9HT3BEA	FS	E9HT 7003-BEA		70.10	7.8

CF SERIES

CF600/800	YEAR	T Y P E	C Y L.	C.I.D.	S P E E D	M P L E R	MODEL	IDENTIFICATION	CASE MARKING	C O D E	PART NUMBER	PARTS LIST 70.	SEC.	PAGE
	90	D	6	6.6,7.8L	6	C	5106		E7HT4CA	CT	E7HT 7004-CA	6E	70.5	7.8
	90	D	6	6.6,7.8L	6	C	FS6106		E7HT3RA	CU	E7HT 7003-RA	6D	70.6	5,6

1990/
TRUCK SERIES 600/900

MODEL APPLICATION CHART

MODEL	YEAR	ENGINE			TRANSMISSION				PART NUMBER	PARTS LIST 70.	ILLUSTRATION	
		T Y P E ⊕	C Y L.	C.I.D.	S P E E D ▲	M E C H. ▲	MODEL	IDENTIFICATION			CASE MARKING	C O D E ●

●-Warranty Code ▲C-Clark, F-Fuller, NP-New Process, S-Spicer, W-Warner, R-Rockwell ⊕-D-Diesel, G-Gas

L SERIES

L-LS-LT-LTL-LTS- LN-LNT600/900	90	D	6	6.6,7.8L	6	C	5106	3318218	E7HT3CA	CT	E7HT 7003-CA	6A	70.6	13,14
	90	D	6	7.8L	10	F	RT6610		E7HT3JA	FS	E7HT 7003-JA	10A	70.10	7,8
	90	D	8	10.4L	5	S	CM6052-C		E7HT3ARA	SF	E7HT 7003-ARB	5CA	70.5	2
	90	D	8	10.4L	5	S	CM6052-C		E7HT3BGB	SF	E7HT 7003-BGB	5CA	70.5	2
	90	D	8	10.4L	5	S	CM6052-A		E7HT3BJA	SD	E7HT 7003-BJA	5CA	70.5	2
	90	D	6	7.8L	6	F	FS6106-A	TA-864-004908	E8HT3ARA	CU	E8HT 7003-ARA	6B	70.6	5,6
	90	D	6	14L	7	F	RTOF1170LL		E8HT3BEA	FK	E8HT 7003-BEA	7AA	70.7	5,6
	90	D	6	10,14.6L	7	F	RTOF1170LL		E8HT3BA	FK	E8HT 7003-BFA	7AA	70.7	5,6
	90	D	6	14L	8	F	RTOF11708LL		E8HT3BGA	FL	E8HT 7003-BGA	8A	70.8	1,2
	90	D	6	10,14.6L	8	F	RTOF11708LL		E8HT3BHA	FL	E8HT 7003-BHA	8A	70.8	1,2
	90	D	6	10L	15	F	RTF11715		E8HT3BJA	FM	E8HT 7003-BJA	15A	70.15	1,2
	90	D	6	14L	15	F	RT11715		E8HT3BKA	FM	E8HT 7003-BKA	15A	70.15	1,2
	90	D	6	14L	8	F	RT014708LL		E8HT3BLA	EN	E8HT 7003-BLA	8B	70.8	1,3
	90	D	6	14.6L	8	F	RTOF14708LL		E8HT3BMA	EN	E8HT 7003-BMA	8B	70.8	1,3
	90	D	6	14L	8	F	RT014708LL		E8HT3BNA	EN	E8HT 7003-BNA	8B	70.8	1,3
	90	D	6	14.6L	8	F	RT014708LL		E8HT3BRA	EN	E8HT 7003-BRA	8B	70.8	1,3
	90	D	6	14L	15	F	RTF14715		E8HT3BSA	EP	E8HT 7003-BSA	15B	70.15	1,2
	90	D	6	14.6L	15	F	RTF14715		E8HT3BTA	EP	E8HT 7003-BTA	15B	70.15	1,2
	90	D	6	14L	15	F	RT14715		E8HT3BUA	EP	E8HT 7003-BUA	15B	70.15	1,2
	90	D	6	14.6L	15	F	RT14715		E8HT3BVA	EP	E8HT 7003-BVA	15B	70.15	1,2
	90	D	6	14L	15	F	RT14715		E8HT3BYA	EP	E8HT 7003-BYA	15C	70.15	1,2
	90	D	6	14L	15	F	RT014715		E8HT3BZA	ER	E8HT 7003-BZA	15D	70.15	1,2
	90	D	6	14.6L	15	F	RT014715		E8HT3CAA	ER	E8HT 7003-CAA	15D	70.15	1,2
	90	D	6	7.8L	13	F	6613		E8HT3CCA	FT	E8HT 7003-CCA	13A	70.13	1,2
	90	D	8	10.4L	13	F	6613		E8HT3CDA	FT	E8HT 7003-CDA	13A	70.13	1,2
	90	D	6	7.8L	13	F	6613 -		E8HT3CEA	FT	E8HT 7003-CEA	13A	70.13	1,2
	90	D	6	10L	8	F	RTOF11708LL		E8HT3CFA	FL	E8HT 7003-CFA	8A	70.8	1,2
	90	D	6	7.8L	13	F	RT6613		E8HT3DBA		E8HT 7003-DBA	13A	70.13	1,2
	90	D	6&8	7.8L,10.4L	13	F	RT6613		E8HT3DCA		E8HT 7003-DCA	13A	70.13	1,2
	90	D	6	7.8L	8	F	RT7608LL		E9HT3BA		E9HT 7003-BA	8C	70.8	7,8
	90	D	6	7.8L	8	F	RT7608LL		E9HT3CA		E9HT 7003-CA	8C	70.8	7,8
	90	D	6	7.8L	9	F	RT8609		E9HT3EA	FJ	E9HT 7003-EA	9A	70.9	6,7
	90	D	6	7.8L	8	F	RTF8608L		E9HT3FA		E9HT 7003-FA	8D	70.8	4,5
	90	D	All	All	6	F	FS7206		E9HT3GA		E9HT 7003-GA	6F	70.6	
	90	D	6	7.8L	6	F	FS6206		E9HT3JA		E9HT 7003-JA	6G	70.6	7,8
	90	D	6	10.3L	9	F	RT12609A		E9HT3MA		E9HT 7003-MA	9D	70.9	
	90	D	6	10.3L	10	F	RT12610		E9HT3NA		E9HT 7003-NA	10B	70.10	
	90	D	6	10.3L	9	F	RTX12609B		E8HT3RA		E9HT 7003-RA	9E	70.9	
	90	D	6	10.3L	15	F	RT11715		E9HT3SA	FM	E9HT 7003-SA	15A	70.15	1,2
	90	D	6	14.6L	15	F	RTOF14715		E9HT3TA	EP	E9HT 7003-TA	15D	70.15	1,2
	90	D	6	10.3L	9	F	RT12609A		E9HT3YA		E9HT 7003-YA	9D	70.9	
	90	D	6	10.3L	10	F	RT12610		E9HT3ZA		E9HT 7003-ZA	10B	70.10	
	90	D	6	10.3L	9	F	RTX12609B		E9HT3AAA		E9HT 7003-AAA	9E	70.9	
	90	D	6	7.8L	7	F	RT8607		E9HT3ABA	FH	E9HT 7003-ABA	7AB	70.7	7,8
	90	D	6	14L	9	F	RTX11609B		E9HT3ACA	FG	E9HT 7003-ACA	9B	70.9	3,4
	90	D	6	14L	15	F	RTOF14715		E9HT3AGA	EP	E9HT 7003-AGA	15D	70.15	1,2
	90	D	6	14.6L	15	F	RTOF14715		E9HT3AHA	EP	E9HT 7003-AHA	15E	70.15	1,2
	90	D	6	14L	15	F	RTOF14715		E9HT3AJA	EP	E9HT 7003-AJA	15E	70.15	1,2
	90	D	6	14.6L	15	F	RT014715		E9HT3ALA	EP	E9HT 7003-ALA	15E	70.15	1,2
	90	D	6	14L	15	F	RT014715		E9HT3AMA	EP	E9HT 7003-AMA	15E	70.15	1,2

1990/
TRUCK SERIES 600/900

MODEL APPLICATION CHART

MODEL	YEAR	ENGINE			TRANSMISSION					PART NUMBER	PARTS LIST 70.	ILLUSTRATION	
		T Y P E ⊕	C Y L.	C.I.D.	S P E E D	M F R. ▲	MODEL	IDENTIFICATION	CASE MARKING			C O D E ●	SEC.

●-Warranty Code ▲C-Clark, F-Fuller, NP-New Process, S-Spicer, W-Warner, R-Rockwell ⊕-D-Diesel, G-Gas

L SERIES — Cont'd

L-LS-LT-LTL-LTS	90	D	6	7.8L	5	F-C	FS5005-A		E9HT3BBA	CY	E9HT 7003-BBA	5AB	70.5	4
LN-LNT600/900	90	D	6	7.8L	5	F-C	FS5005-B		E9HT3BCA	CV	E9HT 7003-BCA	5AB	70.5	4
	90	D	All	All	5	F	FS5005B		E9HT3BDA	CY	E9HT 7003-BDA	5AB	70.5	4
	90	D	All	All	10	F	RT6610		E9HT3BEA	FS	E9HT 7003-BEA		70.10	7,8
	90	D	6	10L	7	F	T8707		F0HT3AA		F0HT 7003-AA	7AE	70.7	
	90	D	All	All	7	F	RT0F11607L		F0HT3CA	FB	F0HT 7003-CA	7AF	70.7	5,6
	90	D	6	14L	7	F	RT0F11607L		F0HT3DA	FB	F0HT 7003-DA	7AF	70.7	5,6
	90	D	6	10L	7	F	RT0F11607L		F0HT3EA	FB	F0HT 7003-EA	7AF	70.7	5,6
	90	D	6	10L	9	F	RT8609		F0HT3FA	FJ	F0HT 7003-FA	9L	70.9	6,7
	90	D	6	10L	9	F	RTF11609		F0HT3HA	FG	F0HT 7003-HA	9F	70.9	3,4
	90	D	6	All	9	F	RTF11609		F0HT3JA	FG	F0HT 7003-JA	9F	70.9	3,4
	90	D	6	14L	9	F	RTF11609		F0HT3KA	FG	F0HT 7003-KA	9J	70.9	3,4
	90	D	6	14L	9	F	RT11609A		F0HT3LA	FG	F0HT 7003-LA	9J	70.9	3,4
	90	D	6	14L	9	F	RT11609A		F0HT3MA	FG	F0HT 7003-MA	9K	70.9	3,4
	90	D	6	14L	9	F	RT11609A		F0HT3NA	FG	F0HT 7003-NA	9K	70.9	3,4
	90	D	6	10L	9	F	RTF11609A		F0HT3RA	FG	F0HT 7003-RA	9J	70.9	3,4
	90	D	6	All	9	F	RTF11609A		F0HT3SA	FG	F0HT 7003-SA	9J	70.9	3,4
	90	D	6	10.5,14.6L	9	F	RTF11609A		F0HT3TA	FG	F0HT 7003-TA	9J	70.9	3,4
	90	D	6	14L	9	F	RTF11609A		F0HT3UA	FG	F0HT 7003-UA	9F	70.9	3,4
	90	D	6	14L	9	F	RTF11609A		F0HT3VA	FG	F0HT 7003-VA	9F	70.9	3,4
	90	D	6	14L	9	F	RTF11609A		F0HT3YA	FG	F0HT 7003-YA	9G	70.9	3,4
	90	D	6	14L	9	F	RTF11609A		F0HT3ZA	FG	F0HT 7003-ZA	9G	70.9	3,4
	90	D	6	14.6L	9	F	RT11609A		F0HT3AAA	FG	F0HT 7003-AAA	9G	70.9	3,4
	90	D	6	14L	9	F	RT14609A		F0HT3AEA	ES	F0HT 7003-AEA		70.9	1,2
	90	D	6	All	9	F	RT14609A		F0HT3AFA	ES	F0HT 7003-AFA		70.9	1,2
	90	D	6	14L	9	F	RT14609A		F0HT3AGA	ES	F0HT 7003-AGA		70.9	1,2
	90	D	6	All	9	F	RT14609A		F0HT3AHA	ES	F0HT 7003-AHA		70.9	1,2
	90	D	6	14L	9	F	RT14609A		F0HT3AJA	ES	F0HT 7003-AJA		70.9	1,2
	90	D	6	14L	9	F	RT14609A		F0HT3AKA	ES	F0HT 7003-AKA		70.9	1,2
	90	D	6	10L	9	F	RTXF11609B		F0HT3ANA	FG	F0HT 7003-ANA	9M	70.9	3,4
	90	D	6	All	9	F	RTXF11609B		F0HT3ARA	FG	F0HT 7003-ARA	9M	70.9	3,4
	90	D	6	All	9	F	RTXF11609B		F0HT3ASA	FG	F0HT 7003-ASA	9M	70.9	3,4
	90	D	6	10L	9	F	RTXF11609B		F0HT3ATA	FG	F0HT 7003-ATA	9M	70.9	3,4
	90	D	6	All	9	F	RTXF11609B		F0HT3AUA	FG	F0HT 7003-AUA	9M	70.9	3,4
	90	D	6	14.6L	9	F	RTX11609B		F0HT3AVA	FG	F0HT 7003-AVA	9H	70.9	3,4
	90	D	6	14L	9	F	RTXF11609B		F0HT3AYA	FG	F0HT 7003-AYA	9M	70.9	3,4
	90	D	6	14L	9	F	RTXF11609B		F0HT3AZA	FG	F0HT 7003-AZA	9M	70.9	3,4
	90	D	6	14L	9	F	RTX11609B		F0HT3BAA	FG	F0HT 7003-BAA	9H	70.9	3,4
	90	D	6	14L	9	F	RTX11609B		F0HT3BBA	FG	F0HT 7003-BBA	9H	70.9	3,4
	90	D	6	14.6L	9	F	RTXF14609B		F0HT3BFA	EG	F0HT 7003-BFA		70.9	3,4
	90	D	6	All	9	F	RTXF14609B		F0HT3BGA	EG	F0HT 7003-BGA		70.9	1,2
	90	D	6	14.6L	9	F	RTX14609B		F0HT3BHA	EG	F0HT 7003-BHA		70.9	1,2
	90	D	6	14L	9	F	RTXF14609B		F0HT3BJA	EG	F0HT 7003-BJA		70.9	1,2
	90	D	6	14L	9	F	RTXF14609B		F0HT3BKA	EG	F0HT 7003-BKA		70.9	1,2
	90	D	6	14L	9	F	RTX14609B		F0HT3BLA	EG	F0HT 7003-BLA		70.9	1,2
	90	D	6	14L	9	F	RTX14609B		F0HT3BMA	EG	F0HT 7003-BMA		70.9	1,2
	90	D	6	All	9	F	RTX14609B		F0HT3BRA	EG	F0HT 7003-BRA		70.9	1,2
	90	D	6	14.6L	9	F	RTXF14609B		F0HT3BSA	EG	F0HT 7003-BSA		70.9	1,2
	90	D	6	10L	10	F	RTF11610		F0HT3BTA	EB	F0HT 7003-BTA	10C	70.10	1,2,5

1990/
TRUCK SERIES 600/900

MODEL APPLICATION CHART

MODEL	YEAR	ENGINE			TRANSMISSION					PART NUMBER	PARTS LIST 70.	ILLUSTRATION	
		T Y P E ⊕	C Y L.	C.I.D.	S P E E D ▲	M F R. ▲	MODEL	IDENTIFICATION	CASE MARKING			C O D E ●	SEC.

●-Warranty Code ▲C-Clark, F-Fuller, NP-New Process, S-Spicer, W-Warner, R-Rockwell ⊕-D-Diesel, G-Gas

L SERIES — Cont'd

L-LS-LT-LTL-LTS-LN-LNT600/900	90	D	6	10L	10	F	RTF11610		FOHT3BUA	EB	FOHT 7003-BUA	10C	70.10	1,2,5
	90	D	6	10L	10	F	RTF11610		FOHT3BVA	EB	FOHT 7003-BVA	10C	70.10	1,2,5
	90	D	6	All	10	F	RTF11610		FOHT3BYA	EB	FOHT 7003-BYA	10C	70.10	1,2,5
	90	D	6	All	10	F	RTF11610		FOHT3BZA	EB	FOHT 7003-BZA	10C	70.10	1,2,5
	90	D	6	14L	10	F	RT11610		FOHT3CAA	EB	FOHT 7003-CAA	10C	70.10	1,2,5
	90	D	6	14L	10	F	RT11610		FOHT3CBA	EB	FOHT 7003-CBA	10C	70.10	1,2,5
	90	D	6	14L	10	F	RT11610		FOHT3CCA	EB	FOHT 7003-CCA	10D	70.10	1,2,5
	90	D	6	14L	10	F	RT11610		FOHT3CDA	EB	FOHT 7003-CDA	10D	70.10	1,2,5
	90	D	6	14.6L	10	F	RT11610		FOHT3CEA	EB	FOHT 7003-CEA	10D	70.10	1,2,5
	90	D	6	14.6L	10	F	RT11610		FOHT3CFA	EB	FOHT 7003-CFA	10D	70.10	1,2,5
	90	D	6	14L	10	F	RT14610		FOHT3CKA	EH	FOHT 7003-CKA		70.10	1,2
	90	D	6	All	10	F	RT14610		FOHT3CLA	EH	FOHT 7003-CLA		70.10	1,2
	90	D	6	All	10	F	RTF14610		FOHT3CMA	EH	FOHT 7003-CMA		70.10	1,2
	90	D	6	14L	10	F	RT14610		FOHT3CNA	EH	FOHT 7003-CNA		70.10	1,2
	90	D	6	14L	10	F	RTF14610		FOHT3CRA	EH	FOHT 7003-CRA		70.10	1,2
	90	D	6	14L	10	F	RTF14610		FOHT3CSA	EH	FOHT 7003-CSA		70.10	1,2
	90	D	6	10L	13	F	RT0F11613		FOHT3CVA	EC	FOHT 7003-CVA	13B	70.13	4,5
	90	D	6	All	13	F	RT0F11613		FOHT3CYA	EC	FOHT 7003-CYA	13B	70.13	4,5
	90	D	6	All	13	F	RT011613		FOHT3CZA	EC	FOHT 7003-CZA	13B	70.13	4,5
	90	D	6	14L	13	F	RT0F11613		FOHT3DAA	EC	FOHT 7003-DAA	13B	70.13	4,5
	90	D	6	14L	13	F	RT0F11613		FOHT3DBA	EC	FOHT 7003-DBA	13B	70.13	4,5
	90	D	6	14L	13	F	RT011613		FOHT3DCA	EC	FOHT 7003-DCA	13C	70.13	4,5
	90	D	6	14L	13	F	RT011613		FOHT3DDA	EC	FOHT 7003-DDA	13C	70.13	4,5
	90	D	6	14L	13	F	RT011613		FOHT3DEA	EC	FOHT 7003-DEA	13B	70.13	4,5
	90	D	6	14L	13	F	RT0F11613		FOHT3DFA	EC	FOHT 7003-DFA	13B	70.13	4,5
	90	D	6	14L	13	F	RT011613		FOHT3DGA	EC	FOHT 7003-DGA	13C	70.13	4,5
	90	D	6	14L	13	F	RT011613		FOHT3DHA	EC	FOHT 7003-DHA	13C	70.13	4,5
	90	D	6	14.6L	13	F	RT011613		FOHT3DJA	EC	FOHT 7003-DJA	13C	70.13	4,5
	90	D	6	14.6L	13	F	RT011613		FOHT3DKA	EC	FOHT 7003-DKA	13C	70.13	4,5
	90	D	6	10L	13	F	RT0F11613		FOHT3DLA	EC	FOHT 7003-DLA	13B	70.13	4,5
	90	D	6	All	13	F	RT0F11613		FOHT3DMA	EC	FOHT 7003-DMA	13B	70.13	4,5
	90	D	6	14L	13	F	RT0F14613		FOHT3DTA	EJ	FOHT 7003-DTA		70.13	1,3
	90	D	6	14L	13	F	RT014613		FOHT3DUA	EJ	FOHT 7003-DUA		70.13	1,3
	90	D	6	All	13	F	RT014613		FOHT3DVA	EJ	FOHT 7003-DVA		70.13	1,3
	90	D	6	14.6L	13	F	RT014613		FOHT3DYA	EJ	FOHT 7003-DYA		70.13	1,3
	90	D	6	All	13	F	RT014613		FOHT3DZA	EJ	FOHT 7003-DZA		70.13	1,3
	90	D	6	14.6	13	F	RT0F14613		FOHT3EAA	EJ	FOHT 7003-EAA		70.13	1,3
	90	D	6	14L	13	F	RT014613		FOHT3EBA	EJ	FOHT 7003-EBA		70.13	1,3
	90	D	6	14L	13	F	RT0F14613		FOHT3ECA	EJ	FOHT 7003-ECA		70.13	1,3
	90	D	6	10L	7	S	PS140-7		FOHT3EFA		FOHT 7003-EFA	7A	70.7	
	90	D	6	10L	7	S	PS140-7		FOHT3EGA		FOHT 7003-EGA	7A	70.7	
	90	D	6	14.6L	7	S	PS140-7		FOHT3EHA		FOHT 7003-EHA	7A	70.7	
	90	D	6	14L	7	S	PS140-7		FOHT3EMA		FOHT 7003-EMA	7A	70.7	
	90	D	6	14L	7	S	PS140-7		FOHT3ENA		FOHT 7003-ENA	7A	70.7	
	90	D	6	10.3L	7	F	T8607A		FOHT3ERA	FH	FOHT 7003-ERA	7AD	70.7	7,8
	90	D	6	7.8L	5	F	FS6005		FOHT3FDA		FOHT 7003-FDA		70.5	
	90	D	6	7.8L	5	F	FS6005		FOHT3FEA		FOHT 7003-FEA		70.5	
	90	D	6	7.8L	9	F	RT6609A		FOHT3FGA		FOHT 7003-FGA		70.9	

5 SPEED TRANSMISSION

1990/
TRUCK SERIES 600/900

DESCRIPTION/RESTRICTIONS	PART NUMBER	TRANSMISSION PARTS LISTS 5AA THRU 5AM												
		AA	AB	AC	AD	AE	AF	AG	AH	AJ	AK	AL	AM	
CLARK/FULLER														
Bearing Cone-countershaft front	B7T 1201-A		2				2	AG						
Cone-countershaft rear	B5Q 1216-A							AG						
Bearing cone-output	TGAA 1201-A							AG						
Bearing cone-main drive gear	7EQ 1240							AG						
Bearing cup-countershaft rear #3720	9N 4222							AG						
Bearing cone-mainshaft front	8M 4630							AG						
Bearing cup-maindrive gear-M802011, see also 7025,	C7AZ 4628-A			AC	AD									
Bearing Cone-Main Drive Gear-M802048, see also 7025,	C7AZ 4630-A			AC	AD									
SEAL (OUTPUT SHAFT BEARING RETAINER OIL)	4813													
#CR-526499, 541849-2 3/4" I.D. x 3 35/64" O.D. x 1/2" thick	D2TZ 4813-B		AB					AF						
CR526497	D2TZ 4813-A	AA		AC	AD	AE								
SCREW	7L001													
Shift lever lock 3/8-24	E6HZ 7L001-A					2	2	2						
CASE ASSY.	7005													
	E8HZ 7005-C		AB					AF						
	E7HZ 7005-C	AA		AC	AD									
	E6HZ 7005-A					AE								
	E7HZ 7005-G								AG					
Bolt (case to clutch housing)-9/16"-12 x 2"	21062-S8(B-134)	2	2	2	2	2	2	2						
Nut (case to clutch housing stud)-9/16"-18	33848-S7(M-70)	2	2	2	2	2	2	2						
Plug (filler) square socket head pipe 3/4"-14"	358048-S(P8-43)	AA	AB	AC	AD	AE	AF	AG						
Ball steel 3/16" dia.	371350-S(AA-4)	2	2	2	2	2	2	AG						
SHAFT AND LEVER ASSY.	7B009													
Remote Shift	E9HZ 7B009-B					AE	AF	AG						
PLUG (DRAIN MAGNETIC)-4" long-3/4" pipe thread-(3) ceramic magnets	C4TZ 7A010-A	AA	AB	AC	AD	AE	AF	AG						
SLINGER (COUNTERSHAFT OIL)	7C016													
1 25/32" I.D. x 3 7/16" O.D. x 3/32" thick	D6HZ 7C016-B													
SHAFT (INPUT)	7017													
17 helical-25 clutch teeth-10 splines-12 1/2 long	D6HZ 7017-A													
17 helical-25 clutch teeth-10 splines-13" long	D6HZ 7017-B													
19 helical-25 clutch teeth-10 splines-12 1/2 long	D6HZ 7017-C													
19 helical-25 clutch teeth-10 splines-13" long	D6HZ 7017-D													
Use with E9HT 7003-BBA, E9HT 7004-HA,KA	E3HZ 7017-G		AB					AF						
Use with E9HT 7003-BCA,BDA, E9HT 7004-JA,LA	E3HZ 7017-H		AB					AF						
Use with E9HT 7004-EA, E8HT 7004-ZA	E7HZ 7017-D			AC	AD									
Use with E9HT 7004-DA, E8HT 7004-YA	E7HZ 7017-E			AC	AD									
Use with E9HT 7003-AZA, E9HT 7004-GA	E6HZ 7017-A	AA				AE								
Use with E9HT 7003-BAA, E9HT 7004-FA	E6HZ 7017-B	AA				AE								
Use with E9HT 7003-AYA	E9HZ 7017-E	AA												
Use with E9HT 7003-AVA	E9HZ 7017-F	AA												
	E7HZ 7017-A							AG						
CONE and ROLLER ASSY.	7025													
Main drive gear bearing, see also 4630, 4628, at beginning of Parts list.	E6HZ 7025-A	AA	AB			AE	AF							
PIN (SHIFT FORK)	7Z025													
	E7HZ 7Z025-A							4						
	E7HZ 7Z025-B							4						

1990/
TRUCK SERIES 600/900

5 SPEED TRANSMISSION

DESCRIPTION/RESTRICTIONS	PART NUMBER	TRANSMISSION PARTS LISTS 5AA THRU 5AM												
		AA	AB	AC	AD	AE	AF	AG	AH	AJ	AK	AL	AM	
CLARK/FULLER														
SNAP RING (BEARING) 7030														
Washer (Output Shaft Rear Bearing-Split)	D6HZ 7030-B						2							
Ring (Output Shaft Rear Bearing Retainer Washer) 2 3/4" I.D. x 3 3/8" O.D. x 17/64" thick	D6HZ 7030-A						AF							
Third gear retaining Plug - 1"-14 thd.	E6HZ 7030-A	AA	AB	AC	AD	AE								
BREATHER 7034														
Remote Shift	E6HZ 7034-A					AE	AF	AG						
SEAL ASSY. (INPUT SHAFT OIL)-See also 7A283 7048														
	E6HZ 7048-A	AA	AB			AE	AF							
RETAINER (INPUT SHAFT BEARING) 7050														
6 15/16" long-7 7/32" O.D. of flange-1 9/16" hub O.D.	D6HZ 7050-B													
	E6HZ 7050-A													
	D9HZ 7050-A			AC	AD									
	E9HZ 7050-D	AA	AB			AE	AF							
	E7HZ 7050-A							AG						
Screw (input bearing cap) 5/16 - 18 x 51/64" long	350329-S2(BB-140)	4	4	4	4	4	4	4						
GASKET (INPUT SHAFT BEARING RETAINER) 7051														
.0035/.0045" thick	D9HZ 7051-A		A/R				A/R							
.00625/.00775" thick	D9HZ 7051-B		A/R				A/R							
.0090/.0110" thick	D9HZ 7051-C		A/R				A/R							
.0185/.0215" thick	D9HZ 7051-D		A/R				A/R							
	E7HZ 7051-A							AG						
SNAP RING (OUTPUT SHAFT) 7059														
Fourth speed gear retaining-1 25/32" I.D. x 3/32" thick	B3Q 7059-A		AB				AF							
Ring (Input Shaft Pilot Bearing Retainer)-1 7/8" O.D.	D6HZ 7059-A	AA	AB	AC	AD	AE	AF							
Second and third shift hub	E6HZ 7059-A	AA		AC	AD	AE								
Mainshaft third gear	E6HZ 7059-B	AA		AC	AD	AE								
Synchro	E7HZ 7059-A							AG						
SHAFT (OUTPUT) 7061														
	E7HZ 7061-D		AB				AF							
	E6HZ 7061-A	AA		AC	AD	AE								
	F0HZ 7061-D							AG						
Nut (flange to shaft)-hex. lock-1 1/4"-18-2 1/4" across flats	371000-S(MM-179)	AA	AB	AC	AD	AE	AF	AG						
WASHER (THRUST) 7062														
Mainshaft rear bearing	E6HZ 7062-A	AA		AC	AD	AE								
Washer (Input Shaft Pilot Bearing)-1 3/8" I.D.	D6HZ 7063-A	AA	AB	AC	AD	AE	AF							
RETAINING RING 7064														
Countershaft drive gear	E6HZ 7064-A	AA		AC	AD	AE								
Countershaft, 2.6mm thick, 64mm I.D.	E7HZ 7064-A							AG						
Countershaft, 2.4mm thick, 64mm I.D.	E7HZ 7064-B							AG						
Countershaft drive gear, 2.4mm thick, 58.5mm I.D.	E7HZ 7064-C							AG						
2nd gear, 2.5mm thick, 58.5mm I.D.	E7HZ 7064-D							AG						
3rd and 4th, 2.4mm thick, 49mm I.D.	E7HZ 7064-E							AG						
4th, 2.4mm thick, 46mm I.D.	E7HZ 7064-F							AG						
4th, 2.5mm thick, 46mm I.D.	E7HZ 7064-G							AG						
BEARING (OUTPUT SHAFT) 7065														
Bearing Cone (Output Shaft Rear)	D6HZ 7065-A		AB				AF							
Bearing Cone, Output Shaft rear	E6HZ 7065-A	AA		AC	AD	AE								

NOTICE: When the parts list suffix is shown in the quantity required column, the quantity is one (1).

DESCRIPTION/RESTRICTIONS	PART NUMBER	TRANSMISSION PARTS LISTS 5AA THRU 5AM											
		AA	AB	AC	AD	AE	AF	AG	AH	AJ	AK	AL	AM
CLARK/FULLER													
BEARING CUP	7R067												
Mainshaft rear bearing	E6HZ 7R067-A	AA	AB	AC	AD	AE	AF						
FINGER (REMOTE SHIFT)	7A081												
Inner Shift	E7HZ 7A081-E					AE		AG					
Inner Shift	E7HZ 7A081-C						AF						
RETAINER ASSY. (OUTPUT SHAFT BEARING)	7085												
	E7HZ 7085-D		AB										
	E7HZ 7085-C	AA		AC	AD								
	E6HZ 7085-A					AE							
	D6HZ 7085-B						AF						
	E7HZ 7085-K							AG					
Stud-1/2-3-1/2-20 x 17/8	88424-S2(W-32)	4	4	4	4	4	4						
Washer flat, 1/2 I.D.	44879-S2(X-31-G)	4	4	4	4	4	4						
Nut, 1/2-20	55718-S2(M-187)	4	4	4	4	4	4						
GASKET (OUTPUT SHAFT BEARING RETAINER)	7086												
	D6TZ 7086-A		AB					AF					
	E6HZ 7086-A	AA		AC	AD	AE							
FLANGE (OUTPUT SHAFT)-Also refer to group in Section 71 for Size chart	7089												
Note: ◇ Industry Number													
Use with E9HT 7004-HA,LA	E7HZ 7089-N		AB					AF					
	E7HZ 7089-V				AD								
	E7HZ 7089-M	AA		AC		AE							
Use with E9HT 7004-JA,KA, E9HT 7003-BDA	E7HZ 7089-P		AB					AF					
	E7HZ 7089-J								AG				
SPACER (REVERSE GEAR SHIFT STOP)	7L093												
	E6HZ 7L093-A		2				2						
Bearing (Fourth and Fifth Shift Hub)-1 1/2" I.D. x 2 11/64" O.D. 27 Rollers	D6HZ 7C096-A	AA	AB	AC	AD	AE	AF						
GEAR (LOW and REVERSE SLIDING)	7100												
Output shaft first speed,26-28 teeth, use w/E9HT 7004-HA,KA	D6HZ 7100-A						AF						
Output shaft first speed,26-37 teeth, use w/E9HT 7004-JA,LA	D6HZ 7100-B		AB				AF						
Mainshaft 1st, 37 teeth	E6HZ 7100-A	AA		AC	AD	AE							
Mainshaft 1st, 45 helical-37 clutch teeth	E7HZ 7100-A							AG					
HOUSING ASSY. (REMOTE SHIFT)	7B102												
	E7HZ 7B102-B					AE	AF	AG					
GEAR (OUTPUT SHAFT)	7103												
Second speed-26-36 teeth- 2 9/16" I.D. x 6 1/2" O.D. x 1 7.8" wide	D6HZ 7103-A		AB					AF					
Second-36 teeth	E7HZ 7103-B	AA		AC	AD	AE							
Mainshaft 2nd, 41 helical-37 clutch teeth	E7HZ 7103-A								AG				
Ball-3/16"	371350-S(AA-4)	2	2	2	2	2	2	2					
HUB (FIRST and REVERSE)-	D6HZ 7106-A		AB					AF					
	E6HZ 7106-A	AA		AC	AD	AE							
	FOHZ 7106-B								AG				
RING (OUTPUT SHAFT BLOCKING)	7107												
Third synchro-5 1/2" O.D.-26 teeth-35/64" thick x 5 1/2" O.D.-26 teeth-35/64" thick	C8TZ 7107-A	AA	AB	AC	AD	AE	AF	2					
Fourth and fifth synchro-5" O.D.-12 spline	C8TZ 7107-B	2	2	2	2	2	2						
4th speed-37 teeth	E7HZ 7107-A								AG				
Washer (First and Reverse Shift-Split)	D6HZ 7109-A	2	2	2	2	2	2						
GEAR	7110-See also 7158												
Mainshaft 4th, use on FOHT 7004-FA	E7HZ 7110-C								AG				
GEAR	7112-See also 7144												
Countershaft 4th, use on FOHT 7004-FA	E7HZ 7112-C								AG				

1990/
TRUCK SERIES 600/900

DESCRIPTION/RESTRICTIONS	PART NUMBER	TRANSMISSION PARTS LISTS 5AA THRU 5AM										
		AA	AB	AC	AD	AE	AF	AG	AH	AJ	AK	AL
CLARK/FULLER												
STOP (REVERSE LATCH PLUNGER)	7A112											
	E3HZ 7A112-A		AB				AF					
	E6HZ 7A112-A	AA		AC	AD	AE						
SPACER	7N112											
Countershaft	E7HZ 7N112-A						AG					
GEAR (COUNTERSHAFT CLUSTER)	7113											
Use with E9HT 7003-BBA, E9HT 7004-HA,KA	E8HZ 7113-A		AB				AF					
Use with E9HT 7003-BCA,BDA, E9HT 7004-JA,LA	E8HZ 7113-B		AB				AF					
	E6HZ 7113-A	AA		AC	AD	AE						
	E7HZ 7113-A						AG					
GEAR (COUNTERSHAFT SECOND)	7114											
18 teeth	E6HZ 7114-A	AA		AC	AD	AE						
57 int.-22 helical teeth	E7HZ 7114-A						AG					
WASHER (THRUST)	7117											
Reverse gear bearing- 2 9/32" I.D. x 2 1/2" O.D. x 3/32" thick	D6HZ 7117-A		2				2					
Second gear bearing			2				2					
Third gear bearing			2				2					
First gear bearing-2 1/16" I.D. x 2 5/16" O.D. x 3/32" thick	D6HZ 7117-C		2				2					
Third gear thrust -- 2 7/8" O.D. x 1 13/16" I.D. x 9/32" thick	E1HZ 7117-A		AB				AF					
Fourth gear spacer -- 1 13/16" O.D. x 1 9/16" I.D. x 7/64 thick	E1HZ 7117-B		AB				AF					
1st-rev., 2.943 O.D.	E7HZ 7117-F							2				
2nd, 2.717 O.D.	E7HZ 7117-G							AG				
3rd, 2.323 O.D.	E7HZ 7117-H							AG				
4th, 2.126 O.D.	E7HZ 7117-J							AG				
BEARING	7118											
Reverse gear --5/32" O.D. x 21/32" long	D6HZ 7118-A	52	96	52	52	52	96					
First gear			88				88					
Second gear			96				96					
Third gear			96				96					
Fourth gear			68				68					
Pilot -- 5/8" O.D. x 51/64" long	D6HZ 7118-C	14	14	14	14	14	14					
First and second gears	E6HZ 7118-A	2		2	2	2						
Third and reverse gears	E6HZ 7118-B	2		2	2	2						
Fourth gear	E6HZ 7118-C	AA		AC	AD	AE						
1st, 2nd and rev. gears, 70mm I.D. x 76mm O.D.	E7HZ 7118-A							4				
3rd gear, 65mm I.D., 70mm O.D.	E7HZ 7118-B							2				
4th gear, 55mm I.D., 60mm O.D.	E7HZ 7118-C							2				
5th gear, 50mm I.D. 55mm O.D.	E7HZ 7118-D							2				
SPRING (SHIFT HOUSING)	7N120											
52.9mm free length	E7HZ 7N120-A							3				
SYNCHRONIZER ASSY.	7124											
Fourth and fifth	E7HZ 7124-H			AC	AD							
Fourth and fifth	E9HZ 7124-A	AA	AB				AE	AF				
Third and fourth	E7HZ 7124-K								AG			
Second and third or fifth and sixth	E7HZ 7124-B	AA	AB	AC	AD	AE	AF	AG				
BEARING (COUNTERSHAFT GEAR)	7127											
1 49/64" I.D. x 3 15/16" O.D. x 15/16" wide	D6HZ 7127-A											
PLUG	7135											
	E7HZ 7135-A		AB				AF	AG				
	E6HZ 7135-A	AA		AC	AD	AE						

NOTICE: When the parts list suffix is shown in the quantity required column, the quantity is one (1).

DESCRIPTION/RESTRICTIONS	PART NUMBER	TRANSMISSION PARTS LISTS 5AA THRU 5AM											
		AA	AB	AC	AD	AE	AF	AG	AH	AJ	AK	AL	AM
CLARK/FULLER													
GEAR (COUNTERSHAFT THIRD)		7137											
24 teeth	E6HZ 7137-A	AA		AC	AD	AE							
57 int.-31 helical teeth	E7HZ 7137-A							AG					
SHAFT (REVERSE IDLER GEAR)		7140											
5 11/32" long	7EQ 7140		AB				AF						
	E6HZ 7140-A	AA		AC	AD	AE							
	E7HZ 7140-A							AG					
GEAR (REVERSE IDLER)		7141											
15 teeth	E6HZ 7141-A	AA		AC	AD	AE							
	E7HZ 7141-A							AG					
GEAR (REVERSE)		7142											
Idler, 11-19 teeth-3 5/16" O.D. x 3 17/32" long	D6HZ 7142-B		AB				AF						
Gear (Output Shaft Reverse)-30-26 teeth-2 9/16" I.D. x 7 9/16" O.D. x 1 9/16" long	D6HZ 7142-A		AB				AF						
Mainshaft reverse, 37 teeth	E6HZ 7142-A	AA		AC	AD	AE							
Mainshaft reverse, 45 helical-37 clutch teeth	E7HZ 7142-A							AG					
GEAR (COUNTERSHAFT FOURTH SPEED)-See also 7112		7144											
33 teeth	D6HZ 7144-A		AB				AF						
28 teeth	E8HZ 7144-A	AA		AC	AD	AE							
Use on FOHT 7004-GA	E7HZ 7144-A							AG					
Bearing (Reverse Idler Gear - Roller)-5/32" O.D. x 1 1/4" long	D6HZ 7145-A		52				52						
Reverse idler	E7HZ 7145-A								2				
RETAINER (COUNTERSHAFT and REVERSE IDLER SHAFT)-1 1/16" x 7/8" x 11/64" x (1) 25/64" hole		7EQ 7155											
Lockwasher-3/8"	34807-S8(X-66)	2	2	2	2	2	2						
Bolt 3/8-16 x 7/8	20368-S2(B-79)	2	2	2	2	2	2						
GEAR (OUTPUT SHAFT FOURTH SPEED)		7158-See also 7110											
23 helical - 25 clutch teeth	E1HZ 7158-F		AB				AF						
	E8HZ 7158-B	AA		AC	AD	AE							
Use on FOHT 7004-GA	E7HZ 7158-A							AG					
RING (SECOND GEAR RETAINING)		7160											
Ring (Output Shaft Second and Reverse Gear Washer)-2 15/16" I.D. x 3 7/16" O.D. x 7/32" thick	D6HZ 7160-A	AA	AB	AC	AD	AE	AF						
SHIM (COUNTERSHAFT REAR BEARING)		7L161											
.114/.089mm thick	E8HZ 7L161-A		A/R				A/R						
.198/.160mm thick	E8HZ 7L161-B		A/R				A/R						
.279/.229mm thick	E8HZ 7L161-C		A/R				A/R						
.546/.470mm thick	E8HZ 7L161-D		A/R				A/R						
SNAP RING (COUNTERSHAFT GEAR and SHAFT RETAINING)-2 1/2" free I.D.-fits 2 1/8" groove-3/32" thick		C5TZ 7162-A											
Snap Ring (Countershaft Rear Bearing Outer Retainer)-3/32" thick	D6HZ 7162-A		AB				AF						
Countershaft front bearing	E7HZ 7162-A		AB				AF	AG					
Countershaft front bearing	E6HZ 7162-A	AA		AC	AD	AE							
COVER ASSY. (POWER TAKE-OFF)		7EQ 7165											
Bolt (cover to case)-3/8"-16 x 5/8"	20328-S8(B-76)	12	12	12	12	12	12	12	12	12	12	12	12
Lockwasher-3/8"-split ring	34807-S8(X-66)	12	12	12	12	12	12	12	12	12	12	12	12
Lockwasher-external teeth-3/8"	351487-S(XX-291)	12	12	12	12	12	12	12	12	12	12	12	12
GASKET (POWER TAKE-OFF COVER)-6 1/4" x 4 7/8" x 1/16" thick-(6) 13/32" holes		E7HZ 7166-A											
		2	2	2	2	2	2						

1990/
TRUCK SERIES 600/900

DESCRIPTION/RESTRICTIONS	PART NUMBER	TRANSMISSION PARTS LISTS 5AA THRU 5AM										
		AA	AB	AC	AD	AE	AF	AG	AH	AJ	AK	AL
CLARK/FULLER												
BEARING CUP	7169											
Fourth - fifth shift Hub	D6HZ 7169-A	AA	AB	AC	AD	AE	AF					
1 55/64 I.D. x 2 11/64 O.D. x 1/4 wide												
Output Shaft rear-inc. snap-ring	D6HZ 7169-C		AB				AF					
Main drive gear bearing, see also 4628, at beginning of Parts list	E6HZ 7169-A	AA	AB			AE	AF					
WASHER	7173											
Countershaft front bearing	E7HZ 7173-A						AG					
2nd gear, notched, 90mm O.D.	E7HZ 7173-B						AG					
4th gear, notched, 74mm O.D.	E7HZ 7173-C						AG					
GEAR (COUNTERSHAFT)	7177											
Use with E9HT 7003-BBA, E9HT 7004-HA,KA	E8HZ 7177-A		AB				AF					
Use with E9HT 7003-BCA,BDA, E9HT 7004-JA,LA	E8HZ 7177-B		AB				AF					
34 teeth, use w/E9HT 7003-AVA,AZA, E9HT 7004-EA,GA E8HT 7004-ZA	E6HZ 7177-A	AA		AC	AD	AE						
37 teeth, use w/E9HT 7003-AYA,BAA, E9HT 7004-DA,FA E8HT 7004-YA	E6HZ 7177-B	AA		AC	AD	AE						
	E7HZ 7177-A						AG					
GASKET (REVERSE LATCH PLUG)	7L177											
	E3HZ 7L177-A	AA	AB	AC	AD	AE	AF					
GASKET (COUNTERSHAFT REAR BEARING CAP)	7181											
	E8HZ 7181-A		AB				AF					
	E7HZ 7181-A						AG					
(First and Reverse-Hub synchronizer) -26-35 teeth-2 1/8" I.D. x 3 3/8" O.D. x 25/32" wide	D6HZ 7183-A		AB				AF					
Sleeve, mainshaft 2nd and 3rd	E7HZ 7183-F	AA		AC	AD	AE						
37-37 teeth	E7HZ 7183-A						AG					
28-26 teeth	E7HZ 7183-B						AG					
YOKER ASSY.	7L183											
1st and rev.	F0HZ 7L183-A						AG					
GASKET (REMOTE SHIFT HSG)	7185											
	D3TZ 7185-A			AC	AD	AE	AF	AG				
HUB (SYNCHRONIZER)	7193											
	E7HZ 7193-A	AA	AB	AC	AD	AE	AF					
CAP (COUNTERSHAFT REAR BEARING)	7195											
	E8HZ 7195-A		AB				AF					
	E6HZ 7195-A	AA		AC	AD	AE						
	E7HZ 7195-A						AG					
Bolt 3/8-16 x 7/8	20368-S2(B-79)	4	4	4	4	4	4	4				
GEAR (OUTPUT SHAFT THIRD SPEED IDLER)	7196											
28 helical - 26 spur teeth	E1HZ 7196-A		AB				AF					
27 helical, 26 clutch teeth	E7HZ 7196-B	AA		AC	AD	AE						
Mainshaft 3rd, 33 helical-37 clutch teeth	E7HZ 7196-A						AG					
Ring (Shift Hub Sleeve Retainer)-3/32" thick	D6HZ 7C212-A		AB				AF					
SPRING (LOW and REVERSE GATE PLUNGER)	7219											
23/32" O.D. x 2 9/32" free length-13 coils	D3TZ 7219-C	AA	AB	AC	AD							
KEY (COUNTERSHAFT)	7B220											
1.256" long 3/8" wide	D6HZ 7B220-A	2	2	2	2	2	2	2				
HOUSING (GEARSHIFT)	7222											
	E3HZ 7222-C		AB				AF					
	E6HZ 7222-A	AA		AC	AD	AE						
	E7HZ 7222-A						AG					
Screw 3/8 - 16 x 7/8"	20368-S2(B-79)	14	14	14	14	14	14	14				
lockwasher - - 3/8"	34807-S8(X-66)	14	14	14	14	14	14	14				

NOTICE: When the parts list suffix is shown in the quantity required column, the quantity is one (1).

DESCRIPTION/RESTRICTIONS	PART NUMBER	TRANSMISSION PARTS LISTS 5AA THRU 5AM										
		AA	AB	AC	AD	AE	AF	AG	AH	AJ	AK	AL
CLARK/FULLER												
GASKET (GEARSHIFT HOUSING)	7223											
	E6HZ 7223-A	AA		AC	AD	AE						
	C8TZ 7223-A		AB				AF					
	E7HZ 7223-A							AG				
BEARING CUP	7K228											
Countershaft rear bearing	E6HZ 7K228-A	AA		AC	AD	AE						
Countershaft front bearing	E6HZ 7K228-B	AA		AC	AD	AE						
	E7HZ 7K228-A							AG				
FORK (GEAR SHIFTER)	7230											
4th and 5th	C8TZ 7230-A		AB				AF					
4th and 5th	E6HZ 7230-A	AA		AC	AD	AE						
4th and 5th	E7HZ 7230-A							AG				
FORK (GEAR SHIFTER)	7231											
2nd and 3rd	C8TZ 7231-B											
1st and rev	E3HZ 7231-A		AB									
2nd and 3rd	E7HZ 7231-C		AB				AF					
2nd and 3rd	E6HZ 7231-A	AA		AC	AD	AE						
1st and rev.	E6HZ 7231-B	AA		AC	AD	AE						
2nd and 3rd	E7HZ 7231-A							AG				
BLOCK (SHIFT)	7232											
1st and rev.	E3HZ 7232-A		AB				AF					
SPRING	7234											
	B3Q 7234-A		AB				AF					
Reverse plunger	E7HZ 7234-C		AB			AE	AF					
	7EQ 7234	3	3	3	3	3	3					
7/16" ball	353086-S(AA-14)	11	11	11	10	10	11	10				
PIN (GEAR SHIFTER SHAFT LOCK PLUNGER)	7235											
Shift fork lock pin 1 1/8 long-.188 O.D.	E6HZ 7235-A	4	4	4	4	4	4					
Interlock Cross Pin	7EQ 7235	AA	AB	AC	AD	AE	AF	AG				
SHAFT (GEAR SHIFTER)	7240											
1st and rev.	E3HZ 7240-A		AB				AF					
1st and rev.	E6HZ 7240-A	AA		AC	AD	AE						
1st and rev.	F0HZ 7240-C							AG				
SHAFT (GEAR SHIFTER)	7241											
2nd and 3rd	E7HZ 7241-C		AB				AF					
2nd and 3rd	E7HZ 7241-B	AA		AC	AD	AE						
2nd and 3rd	F0HZ 7241-C							AG				
BOOT (REMOTE SHIFT)	7E242											
	E6HZ 7E242-A					AE	AF	AG				
PLUNGER (SHIFTER SHAFT GATE-LOW and REVERSE GEAR)	7247											
	E3HZ 7247-A	AA	AB	AC	AD	AE	AF					
SUPPORT (GEARSHIFT ROD)	7E274											
(4) holes	E3HZ 7E274-A	2	AB	2	2	2	AF					
(2) holes	E3HZ 7E274-B		AB				AF					
(6) holes	F0HZ 7E274-G							AG				
(3) holes	E7HZ 7E274-B							AG				
(2) holes	E7HZ 7E274-C							AG				
Lockwasher-3/8"	34807-S8(X-66)	6	6	6	6	6	6	6				
Screw-hex. washer head-3/8"-16 x 1"	382062-S2 (UU-52-AA)	6	6	6	6	6	6	6				
GATE ASSY. (SHIFT)	7279											
Reverse	E7HZ 7279-D							AG				
Seal (Input Shaft Bearing Retainer) see also 7048-1 5/8 I.D. x 2 1/2 O.D. x 21/64 wide, use on	D6HZ 7A283-B			AC	AD							

1990/
TRUCK SERIES 600/900

5 SPEED TRANSMISSION

DESCRIPTION/RESTRICTIONS	PART NUMBER	TRANSMISSION PARTS LISTS 5AA THRU 5AM											
		AA	AB	AC	AD	AE	AF	AG	AH	AJ	AK	AL	AM
CLARK/FULLER													
KIT SHIM	7K285												
Consists of: 1 ea .102mm, .178mm, .254mm for mainshaft rear bearing, also 2pc .102mm, 1pc .178mm for countershaft rear bearing	E7HZ 7K285-A									AG			
SEAL ("O" RING)	7288												
Remote Shift	E6HZ 7288-A							AE	AF	AG			
Speedo	E7HZ 7288-C								AF	AG			
CONE and ROLLER ASSY	7K310												
Countershaft rear bearing	E6HZ 7K310-A	AA		AC	AD	AE							
Countershaft front bearing	E6HZ 7K310-B	AA		AC	AD	AE							
SHIM KIT	7B331												
Includes M/S rr brg. cap shims- .004,.007,.010,.020 C/S rr brg. cap shims- .004,.007,.010,.020	E6HZ 7B331-A	A/R		A/R	A/R	A/R							
SHAFT (GEAR SHIFTER)	7334												
4th and fifth	E7HZ 7334-B		AB						AF				
4th and fifth	E6HZ 7334-A			AC									
4th and fifth	E7HZ 7334-E	AA			AD	AE							
4th and fifth	F0HZ 7334-C									AG			
BAR (SHIFT FORK)	7358												
1st and rev	E3HZ 7358-A		AB						AF				
SHOE (SHIFT FORK)	7B403												
	C6TZ 7B403-A	4	4	4	4	4	4	4	6				
ARM (LOW and REVERSE GEARSHIFT ROCKER)	7410												
4 3/32" long - 1/4" thick	D6HZ 7410-A		AB						AF				
LUG (SHIFT)	7411												
1st and rev	E3HZ 7411-A		AB						AF				
1st and rev.	E6HZ 7411-A	AA		AC	AD	AE							
SPACER (FIRST GEAR SHIFT STOP)	7B416												
	E6HZ 7B416-A		AB						AF				
Spacer (Reverse Idler Gear Bearing) - 1 3/16" I.D. x 1 27/64" O.D. x 3/32" thick	D6HZ 7482-A		3						3				
Spacer reverse idler gear bearing	E6HZ 7482-A	AA		AC	AD	AE							
Spacer reverse idler gear bearing	E7HZ 7482-A									AG			
WASHER (THRUST)	7R482												
M/S rear bearing, 92mm O.D., 51 mm I.D. 7mm thick	E7HZ 7R482-A									AG			
HOUSING (CLUTCH)	7505												
	C8TZ 7505-B												
Bolt 5/8-11 x 2"	383341-S2(BB-201-AG)	4	4										
	E7HZ 7505-A	AA	AB										
BUSHING (CLUTCH HOUSING PEDAL SHAFT)	7508												
1" I.D. x 1 1/8" O.D. x 1" long	C6TZ 7508-A		A/R										
1" I.D. x 1 1/2" O.D. x 1 5/8" long	C6TZ 7508-B		A/R										
1" I.D. x 1 1/16" O.D. x 63/64" long	E3HZ 7508-A	4	A/R										
RETAINER (COUNTERSHAFT REAR BEARING)	7L558												
	E8HZ 7L558-A		AB						AF				
	E7HZ 7L558-A									AG			
COVER (CLUTCH HOUSING)	7564												
	E3HZ 7564-A	AA	AB										
Bolt 1/4-20 x 1/2"	382603-S100(BB-123-A)	2	2										
Lockwasher 1/4"	34805-S8(X-62)	2	2										

NOTICE: When the parts list suffix is shown in the quantity required column, the quantity is one (1).

DESCRIPTION/RESTRICTIONS	PART NUMBER	TRANSMISSION PARTS LISTS 5AA THRU 5AM											
		AA	AB	AC	AD	AE	AF	AG	AH	AJ	AK	AL	AM
CLARK/FULLER													
WASHER (REVERSE IDLER GEAR THRUST)	7728												
	E4HZ 7728-A	2	2	2	2	2	2						
	E7HZ 7728-A							2					
BUSHING (REMOTE SHIFT)	7808												
	E6HZ 7808-A					3	3	3					
SEALER (GASKET FORMING)	19562												
Silicone-2.8 oz. tube	E7TZ 19562-A	A/R	A/R	A/R	A/R	A/R	A/R						
DESCRIPTION/RESTRICTIONS	PART NUMBER	TRANSMISSION PARTS LISTS 5BA THRU 5BM											
		BA	BB	BC	BD	BE	BF	BG	BH	BJ	BK	BL	BM
FULLER													
SEAL (OUTPUT SHAFT BEARING RETAINER OIL)	4813												
#CR-526496-3" I.D. x 4 1/2" O.D. x 7/16" thick	D2HZ 4813-B												
CASE ASSY.	7005												
	C6TZ 7005-E												
	E4HZ 7005-B												
Pin (guide pin)-dowel-3/8" O.D. x 1" long	374428-S(NN-61)												
Pin (case brake shaft hole plug)-7/8" O.D. x 3/4" long	374427-S(NN-148-F)												
Stud (case to clutch housing)-5/8"-11 and 5/8"-18 x 2 1/16"	374423-S7-8(WW-66)												
Nut-5/8"-18	33850-S8(M-72)												
Lockwasher-5/8"	34811-S2(X-71)												
Plug (filler)-pipe-1 1/4"	353094-S(PP-34)												
Plug-magnetic (drain)-pipe-3/4"-14	353240-SA(PP-52)												
Plug-magnetic (drain)-pipe-square socket head -marked B-3/4"-14	374506-S(PP-51)												
Plug (case drain)-flush slotted head-5/8"-11	★ 371092-S												
ELEMENT (OIL FILTER)-1" I.D. x 2 1/2" O.D. x 2 1/16" long	C1TT 7C012-A												
COVER (OIL FILTER)-6 1/4" x 4 7/8" x 2" high (6) 13/32" bolt holes	C1TT 7C013-H												
Bolt (cover to case)-hex. head-3/8"-16 x 1"	20388-S8(B-80)												
Lockwasher-3/8"	34807-S8(X-66)												
PLATE (OIL FILTER RETAINER)-6 1/4" x 4 7/8" x 1/16" thick-(6) 13/32" bolt holes	★ C1TT 7C014-A (N/R 3/83)												
SHAFT (INPUT)	7017												
18 teeth-12 1/8" long	C6TZ 7017-A												
18 teeth-12 1/8" long-#15110	D4HZ 7017-F												
18 teeth-12 1/8" long-#20540	E4HZ 7017-D												
Main drive-4 13/32" dia. x 1 3/16" wide-24 external-18 internal teeth	C6TZ 7017-D												
Main drive-4 11/32" O.D. 40 ext.-18 int. teeth	E1HZ 7017-A												
Coupling output shaft #18364	D7HZ 7017-F												

1990/
TRUCK SERIES 600/900

5 SPEED TRANSMISSION

DESCRIPTION/RESTRICTIONS	PART NUMBER	TRANSMISSION PARTS LISTS 5BA THRU 5BM										
		BA	BB	BC	BD	BE	BF	BG	BH	BJ	BK	BL
FULLER												
BEARING	7025											
Input shaft-#212L or 2125LV-1 13/16" I.D. x 13/16" wide	C6TZ 7025-A											
Countershaft-#211SL-2 5/32" I.D. x 3 15/16" O.D. x 15/16" wide x 1/8" snap ring groove	TGAA 7025-A											
Countershaft front, #309 MG	E2HZ 7025-A											
SNAP RING	7030											
Countershaft front, 1 19/32 I.D. x 3/32 thick	C8TZ 7030-B											
Countershaft drive gear, 2 3/32 I.D. x 5/64 thick	E2HZ 7030-B											
Input shaft, 2 11/64 I.D. x 7/64 thick	E4HZ 7030-A											
VENT ASSY. (CASE)	7034											
1" long	D1TZ 7034-A											
NUT (INPUT SHAFT BEARING RETAINER)	7045											
3 1/4" O.D. x 2 1/8"-16#	C1TT 7045-A											
RETAINER (INPUT SHAFT BEARING)	7050											
6 9/16" O.D. x 1 1/32" thick-(6) 13/32" bolt holes	C6TZ 7050-A											
#15111	D4HZ 7050-A											
#20550	E4HZ 7050-D											
Bolt (retainer to case)-3/8"-16 x 1/2" to 3/8"-16 x 1 1/2"	20468-S8(B-85)											
Lockwasher-3/8"	34807-S8(X-66)											
GASKET (INPUT SHAFT BEARING RETAINER)	7051											
4 21/34" I.D. x 6 1/2" O.D.-(6) 13/32" holes	C6TZ 7051-F											
SPACER (INPUT SHAFT)-2 3/8" I.D. x 2 23/32" O.D. x 5/16" thick	C9TZ 7A059-A											
SHAFT (OUTPUT)	7061											
9 7/8" long-10 splines-4 3/8" major dia.	C6TZ 7061-M											
MAINSHAFT	D8HZ 7061-E											
Nut (auxiliary output shaft lock)-1 1/2" -18-2 3/8" width x 13/16" thick	374796-S(MM-140-F)											
Snap ring (countershaft constant mesh drive gear)-2 1/4" I.D. x 2 11/16" O.D. x 1/8" thick	374200-S(QQ-86)											
SNAP RING	7064											
Mainshaft gear-2 3/4" I.D. x 2 15/16" O.D. x 3/32" thick	C6TZ 7064-A											
Input shaft												
Mainshaft gear-3 1/16" O.D. x 3/32" wide	C6TZ 7064-E											
Mainshaft-2 3/32" I.D. x 2 7/16" O.D. x 3/32" thick	D4HZ 7064-F											
Yoke bar reverse, 63/64 O.D. x 3/64 thick	E1HZ 7064-C											
BEARING ASSY.	7065											
Output shaft-rear-with snap ring-#118L	C6TZ 7065-F											
Output shaft-rear-less snap ring-#MRC213S	C6TZ 7065-G											
WASHER (OUTPUT SHAFT SECOND SPEED GEAR)-17 spline teeth-2 27/32" dia. x 1/4" wide	D8HZ 7069-A											
RETAINER ASSY. (OUTPUT SHAFT BEARING)	7085											
5 25/32" long-(6) 13/32" holes	C6TZ 7085-R											
GASKET	7086											
Auxiliary rear bearing cover and speedometer-5 9/16" I.D. x 6 7/8" O.D. x 1/64" thick-(6) 13/32" holes	C6TZ 7086-F											

NOTICE: When the parts list suffix is shown in the quantity required column, the quantity is one (1).

1990/
TRUCK SERIES 600/900

5 SPEED TRANSMISSION

DESCRIPTION/RESTRICTIONS	PART NUMBER	TRANSMISSION PARTS LISTS 5BA THRU 5BM											
		BA	BB	BC	BD	BE	BF	BG	BH	BJ	BK	BL	BM
FULLER													
GEAR (LOW AND REVERSE SLIDING)	7100												
44 external-18 internal teeth-9 1/4" dia.	C6TZ 7100-H												
44 ext.-18 int. teeth, 9 1/4" O.D.	E1HZ 7100-A												
GEAR (SLIDING CLUTCH)	7103												
18 external-17 internal teeth-3 1/4" dia. 1 1/2" wide	C6TZ 7103-B												
GEAR (COUNTERSHAFT FOURTH SPEED)	7112												
39 teeth-2 1/4" I.D. x 6 5/8" O.D. x 1 1/2" wide	C6TZ 7112-A												
64 ext. teeth, 6 11/16" O.D.	E1HZ 7112-A												
COUNTERSHAFT, 13 and 11 teeth	C6TZ 7113-E												
13 and 11 teeth	E4HZ 7113-B												
BUSHING (INPUT SHAFT)-3/4" wide x 1 39/64" O.D. x 1 23/64" I.D.	D0HZ 7120-C												
BEARING	7127												
Countershaft-rear-#MRY1308GEL-1 9/16" I.D. x 3 17/32" O.D. x 29/32" wide	C6TZ 7127-A												
RETAINER (COUNTERSHAFT BEARINGS)- 2 3/4" O.D. x 5/16" thick-(2) 17/32" holes	C6TZ 7135-A												
GEAR (COUNTER SHAFT THIRD SPEED)	7137												
30 teeth-2 7/16" I.D. x 5 7/16" O.D. x 3/8" wide	C6TZ 7137-B												
44 ext. teeth, 5 15/32" O.D.	E1HZ 7137-A												
SHAFT (REVERSE IDLER GEAR)	7140												
1 1/4" I.D. x 4 9/16" long	C6TZ 7140-B												
Plug-pipe-1/8"-27	87708-5(P-14)												
GEAR (REVERSE IDLER)	7142												
25 teeth-1 7/8" I.D. x 5 5/16" O.D. x 1 1/4" overall width	C6TZ 7142-C												
38 external-18 internal teeth 8 1/16" dia. x 1 1/16" wide	C6TZ 7142-D												
GEAR (COUNTERSHAFT P.T.O.)	7144												
R.H.-45 teeth-7 3/4" dia. 2 1/4" I.D. x 1 1/16" wide	C6TZ 7144-C												
L.H.-47 teeth-8" dia. x 1" wide	C6TZ 7144-B												
GASKET KIT	7153												
	E7HZ 7153-A												
RETAINER (REVERSE IDLER SHAFT)	7155												
1" x 3/4" x 5/32" -(1) 21/64" hole	B8QH 7155-A												
PLATE (OUTPUT SHAFT RETAINER)- 5/8" wide x 1 1/4" thick-(1) 11/32" hole	C6TZ 7155-B												
COVER (POWER TAKE-OFF)	7165												
9 5/8" long x 7 3/8" wide-(8) 15/32" holes	D1HZ 7165-A												
6 1/4" x 4 7/8"	C6TZ 7165-B												
GASKET	7166												
9 1/4" long x 7" wide x 1/32" thick -(8) 15/32" holes	D1HZ 7166-A												
Oil filter housing-6 1/4" x 4 7/8" x 1/16" thick-(6) 13/32" holes	B9TT 7166-C												
SPACER (MAINSHAFT GEAR)-18 external teeth-3" dia. x 9/32" thick	C6TZ 7173-A												

1990/
TRUCK SERIES 600/900

5 SPEED TRANSMISSION

DESCRIPTION/RESTRICTIONS	PART NUMBER	TRANSMISSION PARTS LISTS 5BA THRU 5BM											
		BA	BB	BC	BD	BE	BF	BG	BH	BJ	BK	BL	BM
FULLER													
WASHER (MAINSHAFT GEAR)-Fourth- 15 internal teeth-2 5/8" diameter	7173												
.250" thick	C6TZ 7173-B												
.254" thick	C6TZ 7173-C												
.259" thick	C6TZ 7173-D												
.264" thick	C6TZ 7173-E												
.269" thick	C6TZ 7173-F												
.274" thick	C6TZ 7173-G												
Fourth-17 spline-2 13/16" dia. x 1/4" wide	C6TZ 7173-H												
18 teeth-2 9/32" dia. x 9/32" wide	C6TZ 7173-J												
GEAR and BUSHING 7176													
Second speed-40 external-18 internal teeth- 8" dia. x 1 1/4" wide	C6TZ 7176-C												
Countershaft second speed-20 teeth- 2 1/4" I.D. x 4 3/8" O.D. x 2 3/8" wide	C6TZ 7176-D												
Second speed-66 ext. 18 int. teeth 8 1/16" dia.	E1HZ 7176-A												
Third speed-33 ext. teeth 4 15/64" O.D.	E1HZ 7176-B												
GEAR (COUNTERSHAFT DRIVE) 7177													
45 teeth-2 1/4" I.D. x 7 3/4" O.D. x 1/4" wide	C6TZ 7177-E												
75 ext. teeth	E1HZ 7177-A												
75 ext. teeth	E4HZ 7177-B												
GASKET (COUNTERSHAFT BEARING CAP) 7181													
3 9/16" I.D. x approx. 4 1/2" square- (4) 13/32" holes	C6TZ 7181-H												
GASKET (GEARSHIFT LEVER) 7185													
Housing to gearshift housing-approx. 6 5/8" x 5 3/8" x 1/64" thick-(4) 7/16" bolt holes	C1TT 7185-A												
	E2HZ 7185-A												
CAP (COUNTERSHAFT) 7195													
Rear bearing-4 1/2" square x 9/16" thick- (4) 13/32" holes	C6TZ 7195-D												
STUD (CLUTCH HOUSING)-5/8" -11 and 5/8"- 18 x 2 7/16" long	D0HZ 7C207-B												
SPRING 7219													
Low and reverse gate plunger-7/16" O.D.- 11 coils-1 1/2" free length	C6TZ 7219-E												
Reverse gate plunger-10 1/2 coils- 5/8" O.D. x 1 11/16" free length	B8QH 7219-A												
	E1HZ 7219-B												
KEY and PIN ASSY. (MAINSHAFT)-1 5/8" long x 5/32" x 9/32"	C6TZ 7B220-E												
KEY (COUNTERSHAFT GEAR) 7B220													
KEY (OUTPUT SHAFT FOURTH SPEED GEAR)- 7 1/2" long x 13/64" x 17/64"	C6TZ 7B220-H												
Countershaft, 6 11/32 lg. 5/16 square	E1HZ 7B220-C												
HOUSING (GEARSHIFT) 7222													
	D5HZ 7222-A												
	E4HZ 7222-A												
Bolt (housing to case)-right center- 3/8" -16 x 1 3/4"	★ 20506-S7												
Bolt (housing to case)-3/8" -16 x 1 1/4"	20428-S7-8(B-82)												
Bolt (housing to case)-front and rear center- 3/8" -16 x 2 1/4"	20534-S8(B-90)												
Lockwasher-3/8"	34807-S8(X-66)												
Plug (gearshift housing shifter shaft)- expansion-7/8"	74115-S(P-4)												

NOTICE: When the parts list suffix is shown in the quantity required column, the quantity is one (1).

5 SPEED TRANSMISSION

1990/
TRUCK SERIES 600/900

DESCRIPTION/RESTRICTIONS	PART NUMBER	TRANSMISSION PARTS LISTS 5BA THRU 5BM										
		BA	BB	BC	BD	BE	BF	BG	BH	BJ	BK	BL
FULLER												
Plug (gearshift housing)-cup- 3/4" O.D. x 1/4" long	* 371072-S											
GASKET (GEARSHIFT HOUSING)	7223											
13 7/16" x 11 1/2"-use with C9HA 7003-A,B trans.	C8TZ 7223-B											
COVER (GEARSHIFTER SHAFT LOCK PLUNGER SPRING)	7B227											
4 1/8" long x 7/8" wide x 3/16" thick- (2) 13/32" holes	C6TZ 7B227-A											
GASKET	7B228											
Gearshift spring cover-4 1/8" long x 7/8" wide x 1/32" thick	C6TZ 7B228-E											
FORK (GEARSHIFTER FOURTH and FIFTH GEAR)	7230											
	C6TZ 7230-D											
Screw (fork to shaft)-drilled hex. head- pointed-7/16" -20 x 1 5/32"	371073-S(BB-539)											
FORK (GEARSHIFTER)	7231											
First and reverse shift-approx. 6 1/2" long x 2 5/8" span x 3/4" dia. bushing bore	C6TZ 7231-G											
Second and third speed shift-approx. 2 3/4" width of bearing x 6 1/2" long x 3/4" dia. bore x 2 5/8" width of span	C6TZ 7231-F											
Screw (gate to shaft)-hex. drilled head-pointed 7/16" -20 x 1 5/32"	371073-S(BB-539)											
GATE	7232											
Gearshift low and reverse-2 3/4" long x 3/4" hole-7/16" -20 and 3/4" -16 thread	C6TZ 7232-A											
SPRING	7234											
Reverse shift rod, 1 3/4" free height, 1/4" od.	E1HZ 7234-B											
PIN (GEARSHIFT ROD INTERLOCK)- 7/32" O.D. x 1/16" long	B8QH 7235-A											
SHAFT (GEAR SHIFTER - LOW and REVERSE GEAR)	7240											
9 11/16" long	C9TZ 7240-A											
SHAFT (GEAR SHIFTER)	7241											
Second and third-7 1/4" long x 3/4" dia.	C6TZ 7241-D											
Fourth and fifth-7 1/4" long x 3/4" dia.	C6TZ 7241-E											
PLUG (REVERSE STOP PLUNGER SPRING)- 3/4" -16-slotted-5/16" hole	B8QH 7245-A											
PLUNGER (SHIFTER SHAFT GATE - REVERSE GEAR)-1 9/32" long	B8QH 7247-A											
	E1HZ 7247-B											
GEAR (OUTPUT SHAFT FOURTH SPEED)	7B267											
32 external-18 internal teeth-5 9/16" dia. x 1 3/16" wide-	C6TZ 7B267-A											
52 ext.-18 int. teeth-5 1/2" O.D.	E1HZ 7B267-A											
RETAINER SPRING	7308											
1st-rev. fork	E1HZ 7308-A											
KIT (AIR FILTER REPAIR)	7B331											
K1486, use with 955 trans.	E4HZ 7B331-A											
GEAR (MAINSHAFT THIRD SPEED)	7B340											
36 external-18 internal teeth-6 3/4" dia. x 1 1/4" wide-	C6TZ 7B340-B											
56 ext.-18 int. teeth-6 53/64" O.D.	E1HZ 7B340-A											
GEAR (MAINSHAFT SLIDING CLUTCH)- 18 external-15 internal teeth-3" dia. x 1 1/2" wide	C6TZ 7B341-A											

1990/
TRUCK SERIES 600/900

5 SPEED TRANSMISSION

DESCRIPTION/RESTRICTIONS	PART NUMBER	TRANSMISSION PARTS LISTS 5BA THRU 5BM										
		BA	BB	BC	BD	BE	BF	BG	BH	BJ	BK	BL
FULLER												
NUT (OUTPUT SHAFT REAR BEARING)	7B364											
2 3/8" hex. x 1 1/2" -18	C8TZ 7B364-A											
4 1/2" hex. x 3 17/32" -16	C6TZ 7B364-B											
BEARING (REVERSE IDLER GEAR)	7B369											
#RBC-ESJ7255AH,IR182020H,AJ3183H- 1 1/4" I.D. x 1 7/8" O.D.	C6TZ 7B369-A											
SPACER	7482											
Output shaft-3 1/8" I.D. x 4 3/8" O.D. x 9/32" thick	C6TZ 7482-B											
HOUSING (CLUTCH)	7505											
#16329-Aluminum	D0HZ 7505-A											
	D5HZ 7505-A											
BUSHING	7508											
Clutch housing pedal shaft-1" I.D. x 1 1/8" O.D. x 1" long	C6TZ 7508-A											
Clutch pedal shaft-1" I.D. x 1 1/8" O.D. x 1 5/8" long	C6TZ 7508-B											
COVER (CLUTCH HOUSING DUST)	7564											
6 3/4" long x 4 3/4" wide	C6TZ 7564-A											
GASKET (CLUTCH HOUSING TO CASE)	C6TZ 7A619-B											
WASHER (REVERSE IDLER GEAR THRUST)	7728											
1 1/8" I.D. x 2 11/32" O.D. x 7/32" thick	C6TZ 7728-A											
SEAL OIL (REAR BEARING COVER)	7918											
	C8TZ 7918-A											
WASHER (TAILSHAFT REAR BEARING)	C1TT 17288-B											
Bushing (Speedometer)	B8QH 17323-A											

DESCRIPTION/RESTRICTIONS	PART NUMBER	TRANSMISSION PARTS LISTS 5CA THRU 5CM										
		CA	CB	CC	CD	CE	CF	CG	CH	CJ	CK	CL
DANA (SPICER)												
CONE (COUNTERSHAFT FRONT BEARING), No. LM 48548	B7C 1201-A											
CUP (COUNTERSHAFT FRONT BEARING), No. LM 48510	B7C 1202-A											
CUP (COUNTERSHAFT FRONT and REAR BEARING), No. 25520	C3TZ 1202-B											
Bearing, Taper Cone - drive gear pocket, No. 25817	C3TZ 1216-B	CA										
Cup-Mainshaft front, No. 39520	7EQH 1239											
CONTROL (ELECTRIC SHIFT)	4062											
	B9TT 4062-A											
L-washer, 7/16 ID, Elect Shift Mount	34793-S2 (X-67-A)											
Cone-countershaft rear, No. 3780	C3TZ 4221-F											
CONE (COUNTERSHAFT REAR BEARING), No. LM 102949	C9AZ 4221-A											
CUP (COUNTERSHAFT REAR BEARING), No. LM 102910	C9AZ 4222-A											
CUP (DRIVE GEAR and MAIN SHAFT REAR BEARING), No. JM511910	D3TZ 4222-A	2										
Cup-countershaft gear, No. 3720	9N-4222											
Cup-countershaft bearing rear, No. 25523												
Cone & roller-countershaft front cone, No. 3877	8L-4630											
SEAL-2 1/2" I.D. x 1/2" thick	D2TZ 4813-A											
SEAL-output shaft bearing retainer oil- #CR-526499-2 3/4" I.D. x 3 35/64" O.D. x 1/2" thick	D2TZ 4813-B	CA										
PLUG (CASE DRAIN) rear-lower	D4TZ 7A002-A											

NOTICE: When the parts list suffix is shown in the quantity required column, the quantity is one (1).

DESCRIPTION/RESTRICTIONS	PART NUMBER	TRANSMISSION PARTS LISTS 5CA THRU 5CM										
		CA	CB	CC	CD	CE	CF	CG	CH	CJ	CK	CL
DANA (SPICER)												
INSERT (SHIFT POPPET)	7L003											
	E4HZ 7L003-A											
CASE ASSY.	7005-6											
#47-15-4	D6HZ 7005-C											
#63-15-11	D7HZ 7005-A											
#63-15-5	D7HZ 7005-B	CA										
#47-15-12	E0HZ 7005-A											
Case main	E3HZ 7005-A											
Case auxiliary	E3HZ 7005-B											
	E5HZ 7005-A											
Plug (filler or drain)-extended head-3/4"-14"	353051-S(PP-32)											
Plug-magnetic (drain)-square socket hd.-3/4"-14 pipe	353240-SA(PP-52)	CA										
Plug filler-3/4-14 square socket hd.	358048-S (PP-43)	CA										
SPACER (BAFFLE)	7L007											
Aux. front M/shft-3/16" thick	E3HZ 7L007-A											
PLUG (DRAIN)	7A010											
Magnetic-3/4-14 x 1 1/4 square head	D3HZ 7A010-C											
SHAFT (INPUT)	7017											
24 helical - 22 clutch teeth - 10 splines 12 15/16" long	D7HZ 7017-E											
24 helical - 22 clutch teeth - 10 splines 13 13/32" long	D7HZ 7017-B											
25 helical - 22 clutch teeth - 10 splines 13 13/32" long	D7HZ 7017-C											
25 helical - 22 clutch teeth - 10 splines 12 15/16" long	D7HZ 7017-D											
24 helical-15 Int teeth, 13 3/16" long 10 splines	E2HZ 7017-C											
24 helical-22 Int teeth, 13 13/32" long 10 splines, use with E7HT-BJB	E2HZ 7017-D	CA										
25 helical-22 Int teeth, 13 13/32" long 10 splines, use with E7HT-ARA,BGB	E2HZ 7017-E	CA										
23 ext-15 int teeth 13 5/64 long	E3HZ 7017-B											
23 ext-15 int teeth 13 3/16 long	E3HZ 7017-A											
24 ext-15 int teeth 13 3/16 long	E3HZ 7017-D											
23 ext-15 int teeth 12 19/32 long	E3HZ 7017-C											
24 ext-15 int teeth 13 5/64 long	E3HZ 7017-E											
24 ext-15 int teeth 12 19/32 long	E3HZ 7017-F											
24 helical - 33 clutch teeth - 10 splines 9 1/2 long	E4HZ 7017-A											
24 helical - 33 clutch teeth - 10 splines 13 7/64 long	E4HZ 7017-B											
24 helical - 33 clutch teeth - 10 splines 13 3/64 long	E4HZ 7017-C											
BEARING	7025											
2 35/64" I.D.	D6HZ 7025-B	CA										
Input drive No. 1211L	TGAA 7025-A											

1990/
TRUCK SERIES 600/900

5 SPEED TRANSMISSION

DESCRIPTION/RESTRICTIONS	PART NUMBER	TRANSMISSION PARTS LISTS 5CA THRU 5CM										
		CA	CB	CC	CD	CE	CF	CG	CH	CJ	CK	CL
DANA (SPIGER)												
SHIM	7029											
Consists of (9) shims-.0045"/.0055" thick	D6HZ 7029-E	CA										
Also (1) spacer-.077"/.079" thick												
RETAINER (LOW OR OVERDRIVE and REVERSE GATE PLUNGER)-1 7/16" overall length x 11/16"-16 threads one end	B7QH 7032-A	CA										
	E4HZ 7032-A											
WASHER (THRUST)	7033											
Aux. M/shft. o/put.-4 1/8 O.D. x 2 25/32 I.D. x 1/2" thick	E3HZ 7033-A											
VENT ASSY.	7034											
	C6TZ 7034-B	CA										
BAFFLE (OIL)	7040											
INPUT-4 5/16" O.D.-1 15/16 I.D.	D9HZ 7040-A	CA										
Front Aux. Section-funnel, 4 27/64" O.D. x 2 33/64" ID	E3HZ 7040-A											
Rear Aux. Section-funnel, 4 27/64" O.D. x 2 43/64" ID	E3HZ 7040-B											
Front Aux. Dr. gear-cup, 3 1/2" O.D. x 2 51/64" ID	E3HZ 7040-C											
Rear Aux. Dr. gear-funnel, 3 1/2" O.D. x 3" ID	E3HZ 7040-D											
NUT (MAINSHAFT)	7045											
Nut-Output Shaft - 2 1/8" O.D. x 1 1/4"-18THD	D6HZ 7045-A	CA										
1 1/4"-18" thd x 1 13/16"	E3HZ 7045-A											
1 3/4-16 thd	E2HZ 7045-A											
RING (INPUT OIL BAFFLE)	7046											
2 9/16" O.D.-2 1/16" I.D.	D9HZ 7046-A	CA										
RETAINER (INPUT SHAFT BEARING)	7050											
Notes: % Includes 7B215 seal												
%	D6HZ 7050-F											
%	D7HZ 7050-A											
%	D7HZ 7050-B											
%	D9HZ 7050-B											
%	E2HZ 7050-B											
%	E2HZ 7050-C	CA										
%	E4HZ 7050-A											
%	E4HZ 7050-B											
%	E4HZ 7050-C											
Bolt, 3/8"-16" x 7/8"	389271-S100 (BB-901-A)											
GASKET	7051											
Front bearing cap (7195)	D6HZ 7051-F											
Use with 7017	D6HZ 7051-E											
Use with (7050) M/S frt brg cap. 7 3/16" O.D.	D7HZ 7051-A											
Use with (7195) C/S frt. brg. cap.	D7HZ 7051-B											

NOTICE: When the parts list suffix is shown in the quantity required column, the quantity is one (1).

DESCRIPTION/RESTRICTIONS	PART NUMBER	TRANSMISSION PARTS LISTS 5CA THRU 5CM										
		CA	CB	CC	CD	CE	CF	CG	CH	CJ	CK	CL
DANA (SPICER)												
GASKET	7051 — Cont'd											
Use with (7050) M/S Frt. Brg. Cap. 7 5/8" O.D.	D7HZ 7051-C	CA										
SNAP RING (OUTPUT SHAFT SYNCHRONIZER)-fourth and fifth speed-	B8QH 7059-A	CA										
2 1/16" I.D. x 2 7/16" O.D. x 1/8" thick-(1) tang												
SHAFT (OUTPUT)	7061											
19 13/32" long-10-24 teeth	D6HZ 7061-B											
22 13/32" lg. -13-19-26 teeth-10 splines	D7HZ 7061-A											
1 1/4"-18 thd. one end.												
19 13/32" long-10-24-36-38 teeth	E3HZ 7061-A											
Auxiliary-26 teeth, 20 splines, 9 15/32 long	E3HZ 7061-C											
Mainshaft front-10-36-24-38 teeth 19 13/32 long	E3HZ 7061-B											
Mainshaft	E7HZ 7061-H	CA										
1 1/4"-18 x 2" O.D.	372040-S(MM-177)											
BALL (POPPET)	7L062											
10mm Dia.	E4HZ 7L062-A											
SNAP RING-Low speed	D6HZ 7064-A											
Mainshaft 3rd-4th thrust washer 1 5/8 ID x 1/16 thick	E4HZ 7064-A											
Countershaft, mainshaft 2nd-3rd clutch gear 1 13/16 ID x 1/16 thick	E4HZ 7064-B											
Mainshaft 1st-2nd thrust washer, 2 7/64 ID x 5/64 thick	E4HZ 7064-C											
Countershaft 4th gear, 2 3/16 ID x 5/64 thick	E4HZ 7064-D											
BEARING	7065											
Use with 7113	D1TZ 7065-C											
Use with 7017 #2580	D6HZ 7065-B											
#3979-2-24,2 1/4" I.D.	D7HZ 7065-A	CA										
2 Row Needle, 3 9/64" I.D. x 3 15/32" O.D.	D7HZ 7065-B	2										
Output-caged roller, No. FWF808830	E3HZ 7065-A											
Output mainshaft rear aux. No. XK-96, ball, incl. ring	D3HZ 7065-E											
Second gear, mainshaft	E7HZ 7065-D	CA										
GASKET (SHIFT CONTROL ADAPTOR)	7L066											
4 3/8" O.D.	E3HZ 7L066-A											
WASHER (OUTPUT SHAFT)-fourth speed gear thrust-1 25/32" I.D. x 2 7/16" O.D. x 5/32" thick	B7QH 7069-A											
SHIM	7072											
2 33/64" O.D.	D6HZ 7072-A											
Aux. M/shaft drive gear rear, 2 7/16 O.D. x 1 31/32 I.D. x 1/4" thick	E3HZ 7072-B											
CLIP (FIRST and REVERSE FORK)	D7HZ 7C072-A	2										
	D2TZ 7C072-A											
Second and third	E3HZ 7C072-A											
RETAINER ASSY. (OUTPUT SHAFT BEARING)-	7085											
If not listed-refer to Sec. 71												
	D6TZ 7085-J											
	D6TZ 7085-H											
	D6HZ 7085-G											
	D7HZ 7085-A											
	D7TZ 7085-A											

1990/
TRUCK SERIES 600/900

5 SPEED TRANSMISSION

DESCRIPTION/RESTRICTIONS	PART NUMBER	TRANSMISSION PARTS LISTS 5CA THRU 5CM										
		CA	CB	CC	CD	CE	CF	CG	CH	CJ	CK	CL
DANA (SPICER)												
RETAINER ASSY. (OUTPUT SHAFT BEARING)- If not listed-refer to Sec. 71	7085 — Cont'd											
	E3HZ 7085-A											
	E3HZ 7085-B											
	E3HZ 7085-C											
Incl. seal (4813)	E7HZ 7085-G	CA										
Incl. Seal (4813)	E4HZ 7085-A											
RETAINER (M/S REAR BEARING)	7A085											
4 21/64" I.D.	D6HZ 7A085-A	CA										
GASKET (OUTPUT SHAFT BEARING RETAINER)	7086											
	D9HZ 7086-A	CA										
Mainshaft	D3HZ 7086-B											
	E4HZ 7086-A											
FLANGE (OUTPUT SHAFT)-When not listed, refer to Section 71	7089											
#1610, use with E7HT-ARA	E7HZ 7089-X	CA										
#1710, use with E7HT-BGB,BJB	E7HZ 7089-W	CA										
GEAR (LOW and REVERSE SLIDING)	7100											
Low speed-52-24 teeth	D6HZ 7100-C											
Low speed - 57-26 teeth	D7HZ 7100-A	CA										
Rev. Gear - 57-26 teeth	D7HZ 7100-B	CA										
Low speed-42-24 teeth	E3HZ 7100-A											
Mainshaft 1st., 46 Helical-40 clutch teeth	E4HZ 7100-A											
GEAR-OUTPUT SECOND SPEED	7103											
45 ext.-18 hub teeth	D6HZ 7103-B											
47 helical - 25 spur teeth	D7HZ 7103-A											
48 helical - 25 spur teeth	D7HZ 7103-B											
46 helical-use with E7HT-ARA,BGB	E7HZ 7103-D	CA										
47 helical-use with E7HT-BJB	E7HZ 7103-C	CA										
38 helical-40 clutch teeth	E4HZ 7103-A											
36 helical	E5HZ 7103-A											
SLEEVE (Low and Rev)	7106											
24 teeth-4 5/32" I.D. 5 1/4" O.D.	D6HZ 7106-B											
26 teeth - 4 35/64" I.D. x 6 1/8" O.D.	D7HZ 7106-B	CA										
26 teeth-4 9/16 I.D. x 6 1/8" O.D., Aux.	E3HZ 7106-A											
40 int teeth	E4HZ 7106-A											
PLUG (LOW and REVERSE GEAR SHIFTER FORK SHAFT)	B9TT 7A107-A	CA										
FINGER (ELECT. SHIFT CONTROL)	7B109											
	E3HZ 7B109-A											
GEAR (COUNTERSHAFT FOURTH SPEED)	7112-See 7144											
41 helical teeth-2 3/8" I.D. x 6 29/32" O.D. x 1 25/32" wide	B9TT 7112-A											
43 helical teeth-2 3/8" I.D. x 7 9/32" O.D. x 1 25/32" long	B9TT 7112-B											
38 helical teeth-2 5/8" I.D. x 7 3/8" O.D. x 1 7/8" long	C1TT 7112-B											
40 ext, 37 int teeth	E4HZ 7112-A											
42 ext, 37 int teeth	E4HZ 7112-B											

NOTICE: When the parts list suffix is shown in the quantity required column, the quantity is one (1).

DESCRIPTION/RESTRICTIONS	PART NUMBER	TRANSMISSION PARTS LISTS 5CA THRU 5CM										
		CA	CB	CC	CD	CE	CF	CG	CH	CJ	CK	CL
DANA (SPICER)												
GEAR (COUNTERSHAFT CLUSTER)	7113											
15 teeth-16 15/32" long	D6HZ 7113-E											
19 3/64"Lg-15 teeth	D7HZ 7113-A	CA										
12 teeth - 16 15/32" long	E3HZ 7113-A											
Auxiliary-25 teeth, 8 3/16 long	E3HZ 7113-B											
31-37-37-13 teeth 15 31/32 long	E4HZ 7113-A											
GEAR (COUNTERSHAFT SECOND)	7114											
20 ext., 37 int teeth	E4HZ 7114-A											
SPACER (COUNTERSHAFT GEAR)	7115											
2 25/64" I.D. x 2 3/4" O.D. x 1 5/16" long	B7QH 7115-A											
3 1/4" O.D. x .18" thick	D6HZ 7115-A											
3 5/8" OD x 2 41/64" ID x 1 37/64" long	D7HZ 7115-A	CA										
2 3/4 OD x 2 3/8 ID x 2 1/4 long	E4HZ 7115-A											
SHIM	7L117											
Mainshaft rear brg, 1 1/2 O.D. x 21/32 I.D. x .003 thick	E3HZ 7L117-A											
Mainshaft rear brg, 1 1/2 O.D. x 21/32 I.D. x .020 thick	E3HZ 7L117-B											
BEARING (COUNTERSHAFT GEAR FRONT)	7118											
C/sht - Front Brg Cup - 3/4" wide x 3 1/2" O.D. #M-804010	D7HZ 7118-A	CA										
C/sht - Front Brg Cone - 1 7/8" I.D. x 1" wide #M-804049	D7HZ 7118-B	CA										
BEARING (REVERSE IDLER GEAR) - 3 3/16" O.D. x 3" wide	D6HZ 7120-A											
Cylindrical roller, Aux. Pocket No. MU1308-X/L	E3HZ 7120-A											
Input Pocket-roller type No. J-2420, SCE2420	E4HZ 7120-A											
BEARING (MAINSHAFT SECOND SPEED)	7C120											
Needle type 2 row No. F95407, FDJC 586550	E4HZ 7C120-A											
SYNCHRONIZER ASSY.	7124											
Second and third speed	B8QH 7124-A	CA										
Second and third speed	B7QH 7124-A											
Fourth and Fifth	C9TZ 7124-C	CA										
Fourth and fifth speed-(15T/10T)	C9TZ 7124-A											
Fourth and fifth speed	E3HZ 7124-A											
Second and third speed	E3HZ 7124-B											
Fourth and fifth speed	E4HZ 7124-B											
Second and third speed	E4HZ 7124-A											
Second and third speed	E5HZ 7124-A											
BEARING (COUNTERSHAFT GEAR-REAR)	7127											
C/sht - RR Brg Cup - 3 35/64" O.D. x 23/32" wide #JLM 506810	D7HZ 7127-A	CA										
C/sht - RR Brg Cone - 2 5/32" I.D. x 29/32" wide #JLM 506849	D7HZ 7127-B	CA										
GEAR (COUNTERSHAFT THIRD)	7137											
31 helical teeth-2 5/8" I.D. x 6 3/32" O.D. x 1 13/16" wide, use with E7HT-BJB	B8QH 7137-B	CA										
32 helical teeth - 5 9/16" O.D. x 1 5/32" wide	B7QH 7137-A											
34 helical teeth-5 7/8" O.D. x 1 9/16" wide	B7QH 7137-B											
29 helical teeth - 2 5/8" I.D. x 5 13/16" O.D. x 1 13/16" wide	C1TT 7137-A											
33 helical teeth-2 5/8" I.D. x 6 13/32" O.D. x 1 13/16" wide, use with E7HT-ARA,BGB	B8QH 7137-C	CA										
36 ext. 37 int teeth	E4HZ 7137-A											
SHAFT (REVERSE IDLER GEAR)	7140											
5 7/16" long x 1" O.D.	D6HZ 7140-A	CA										
5 3/64 long x 1" O.D.	E4HZ 7140-A											

1990/
TRUCK SERIES 600/900

DESCRIPTION/RESTRICTIONS	PART NUMBER	TRANSMISSION PARTS LISTS 5CA THRU 5CM										
		CA	CB	CC	CD	CE	CF	CG	CH	CJ	CK	CL
DANA (SPICER)												
GEAR (REVERSE IDLER)	7141											
21 ext. teeth	E4HZ 7141-A											
RING (RETAINING)	7R141											
Drive gear pocket bearing-approx. 3/64 thick 2" O.D.	E5HZ 7R141-A											
GEAR (REVERSE)	7142											
21 teeth-rev. idler	D6HZ 7142-D											
52 ext. 24 hub teeth-M/SHT rev. gear	D6HZ 7142-E											
18 teeth-rev. idler	D7HZ 7142-A	CA										
42 ext. 24 hub teeth-M/SHT rev. gear	E3HZ 7142-B											
17 teeth-rev. idler	E3HZ 7142-A											
46 Helical, 40 clutch teeth, M/SHT rev. gear	E4HZ 7142-A											
GEAR	7144 - See 7112											
COUNTERSHAFT FOURTH SPEED-	B8QH 7144-B	CA										
40 helical teeth-2 5/8" I.D. x 7 3/4" O.D. x 1 7/8" long, use with E7HT-BJB												
42 helical teeth-2 5/8" I.D. x 8 1/16" O.D. x 2 1/8" long, use with E7HT-ARA,BGB	B8QH 7144-D	CA										
BEARING (REVERSE IDLER GEAR)	7145											
1" I.D. x 1 5/16 O.D. x 1 wide	D3HZ 7145-A	2										
Needle-kit contains 122 pcs.	D6HZ 7145-B											
	D6HZ 7145-C											
GASKET SET	7153											
	D6HZ 7153-A											
	D7HZ 7153-A	CA										
	E4HZ 7153-A											
GEAR (MAINSHAFT FOURTH)	7158											
30 helical teeth, use with E7HT-BJB	B8QH 7158-A	CA										
29 helical-15 clutch teeth	D2TZ 7158-A											
27 helical-15 clutch teeth	D2TZ 7158-B											
22 helical-22 clutch teeth	C1TT 7158-B											
28 helical-22 clutch teeth, use with E7HT-ARA,BGB	B8QH 7158-C	CA										
27 helical-15 clutch teeth	E3HZ 7158-A											
29 helical-15 clutch teeth	E3HZ 7158-B											
28 helical- 33 clutch teeth	E4HZ 7158-A											
26 helical-33 clutch teeth	E4HZ 7158-B											
ROD SHIFT (AUXILIARY ELECTRIC)	7K159											
7/8" O.D. x 5 13/16 long-notched	E3HZ 7K159-A											
SHIM	7L161											
Countershaft rear brg. .0055/.0045 thick	E7HZ 7L161-B	AR										
2 5/8" ID x 2 59/64 OD x .0055-.0045 thick	E4HZ 7L161-A											
2 5/8" ID x 2 59/64 OD x .0110-.0090 thick	E4HZ 7L161-B											
2 5/8 ID x 2 59/64 OD x .0165-.0135 thick	E4HZ 7L161-C											
SNAP RING	7162											
Countershaft drive gear - 1 63/64" I.D. x 2 23/64" O.D. x 3/32" thick	B7QH 7162-C											
Output shaft third speed												
Countershaft fourth speed - 2 3/8" I.D. x 2 7/8" O.D. x 3/32" thick	B7QH 7162-A											
M/SHT - 1ST & 2ND SPD. 2 22/32" I.D. x 3/32" thick	D7HZ 7162-A	CA										
COVER ASSY.	7165											
(6) holes - Power take off	BB 7165	CA										
(8) holes	C9HZ 7165-A	CA										
(6) holes-reverse idler	E4HZ 7165-A											
Screw - P.T.O. cover-3/8"-16 x 3/4"	382965-S100(BB-429UD)	6										
Screw - P.T.O. cover-3/8"-24 x 1"	20389-S7-8(B-171)	8										

NOTICE: When the parts list suffix is shown in the quantity required column, the quantity is one (1).

DESCRIPTION/RESTRICTIONS	PART NUMBER	TRANSMISSION PARTS LISTS 5CA THRU 5CM										
		CA	CB	CC	CD	CE	CF	CG	CH	CJ	CK	CL
DANA (SPICER)												
GASKET (POWER TAKE OFF)	7166											
(6) holes	B9TT 7166-C											
(8) holes	C9HZ 7166-A											
(6) holes	E7HZ 7166-A	CA										
(8) holes	E7HZ 7166-B	CA										
Bearing, Taper Cup - drive gear pocket	C6TZ 7169-A	CA										
WASHER	7173											
OUTPUT SHAFT-fourth speed gear- 2 1/4" I.D. x 3" O.D. x 2 1/32"-13 splines- 5/32" thick	B8QH 7173-A	CA										
Third and fourth speed-1 15/16" I.D. x 3" O.D. x 3/16" thick	D2TZ 7173-A											
Low speed	D6HZ 7173-A											
Reverse	D6HZ 7173-B											
First and Second Speed thrust - 3 35/64 OD 2 9/32 ID x 15/64 thick	E4HZ 7173-A											
GEAR (COUNTERSHAFT SECOND)	7176											
24 helical teeth	B7QH 7176-A											
21 teeth - #63-196-14	D7HZ 7176-A											
23 teeth - #63-196-16, use with E7HT-ARA,BGB	D7HZ 7176-B	CA										
22 teeth - #63-196-1, use with E7HT-BJB	D7HZ 7176-C	CA										
19 teeth - #53-196-3	E3HZ 7176-A											
GEAR (COUNTERSHAFT DRIVE)	7177											
45 teeth-7 41/64" O.D.	D6HZ 7177-E											
47 teeth 7 27/32" O.D.	D6HZ 7177-D											
46 teeth - 8 25/32" O.D., use with E7HT-BJB	D7HZ 7177-A	CA										
44 teeth-8 19/32" O.D., use with E7HT-ARA,BGB	D7HZ 7177-B	CA										
Auxiliary drive-28 ext. 26 spur teeth, 38 int teeth	E3HZ 7177-B											
Aux. Countershaft drive-37 teeth	E3HZ 7177-A											
Countershaft drive - 49 ext, 31 Int teeth	E4HZ 7177-A											
Ring (retaining-gear to shaft)-2 13/64" I.D. x 2 25/64" O.D. x 3/32" thick	371048-S(QQ-25)											
SNAP RING (OUTPUT SHAFT)	7178											
Third and Fourth speed	B4Q 7178-A											
Snap Ring- 2 7/16" I.D	D2HZ 7178-B	CA										
Fourth gear thrust washer, 1 55/64" I.D. x 1/8" thick	E3HZ 7178-A											
GASKET	7181											
3 9/32" I.D. - 4 Holes	D6HZ 7181-B											
3 19/32" I.D. x 1/64" thick - 4 holes	D7HZ 7181-A	CA										
GEAR	7183											
SECOND and THIRD SPEED SYNCHRONIZER CLUTCH-25 external- 19 internal teeth-1 9/16" long	B8QH 7183-C	CA										
18 teeth - 2 3/16" I.D. x 3" O.D. x 1 7/16" long	B7QH 7183-A											
36 int-18 ext teeth	E3HZ 7183-A											
36 int.-40 ext. teeth	E5HZ 7183-A											
FORK ASSY. (FIRST-REVERSE SHIFT)	7L183											
	E4HZ 7L183-A											
PIN (OUTPUT SHAFT FOURTH SPEED GEAR BEARING RACE LOCK)-7/32" O.D. x 3" overall length-tapered head	B8QH 7191-A	CA										
Thrust washer lock, 4mm O.D. X 8mm long	E4HZ 7191-A											
BUSHING (OUTPUT SHAFT FOURTH SPEED GEAR)-2 1/4" I.D. x 3 3/16" flange O.D. x 1 5/8" overall length	B8QH 7193-A	CA										
CAP	7195											
Front	B4Q 7195-A											
Rear	D6HZ 7195-B											

1990/
TRUCK SERIES 600/900

DESCRIPTION/RESTRICTIONS	PART NUMBER	TRANSMISSION PARTS LISTS 5CA THRU 5CM										
		CA	CB	CC	CD	CE	CF	CG	CH	CJ	CK	CL
DANA (SPICER)												
CAP 7195 -- Cont'd												
Front - mat'l - steel	D7HZ 7195-A											
Rear - mat'l - alum.	D7HZ 7195-B	CA										
Mainshaft	E3HZ 7195-A											
Mainshaft	D8HZ 7195-C											
Countershaft rear brg (c/s P.T.O)	D9HZ 7195-C											
Countershaft rear brg. No. 40-22-1	E4HZ 7195-A											
Countershaft rear brg. No. 40-22-3	E5HZ 7195-A											
Hex bolt - 3/8" dia. - 16 Thd. x 3/4" Lg. Cap-c/Sht-Frt.	382965-S100 (BB-429-UD)											
Hex bolt - 1/2" dia. - 13 Thd. x 1 1/4" Lg. Cap. C/Sht- RR	383222-S36 (BB-193-B)											
Rear - mat'l - alum.	D7HZ 7195-B											
Mainshaft, use on E3HT 7003-JA,LA	E3HZ 7195-A											
Mainshaft, use on E3HT 7003-AA,KA	D8HZ 7195-C											
GEAR (THIRD SPEED) 7196												
OUTPUT SHAFT THIRD SPEED IDLER-	B8QH 7196-B											
39 helical teeth-25 spur teeth, use with E7HT-BJB												
37 helical-18 spur teeth	D2TZ 7196-B											
35 helical-18 spur teeth	D2TZ 7196-A											
41 helical-25 spur teeth	C1TT 7196-A											
Overdrive-37 helical-25 spur teeth, use w/E7HT-ARA,BGB	B8QH 7196-C	CA										
35 helical-18 spur teeth	E3HZ 7196-A											
37 helical-18 spur teeth	E3HZ 7196-B											
39 helical, 40 clutch teeth M/SHT. 3rd	E4HZ 7196-A											
37 helical	E5HZ 7196-B											
35 helical	E5HZ 7196-A											
WASHER (OUTPUT SHAFT NUT) 7B196												
1 25/32 I.D. x 3" O.D. x 5/32 thick	D3HZ 7B196-A											
2 1/4 OD x 1 9/32 ID x 5/32 thick	E3HZ 7B196-A											
RETAINER (BEARING) 7198												
Auxiliary Countershaft front	E3HZ 7198-A											
PLATE (INTERLOCK RETAINER) 7K201												
	E4HZ 7K201-A											
GASKET (GEARSHIFT LEVER HOUSING)	C1TT 7207-A	CA										
Case to interlock Plate, tower gasket	E4HZ 7207-A											
STUD 7C207												
Rear Case Mount, 5/8-11-18 x 3 1/2 long	D3HZ 7C207-A											
Electric Shift Mount, 7/16-14-20 x 2 5/8 long	E3HZ 7C207-A											
BOLT 7C209												
2 1/8" Long - 1/2-13 Thd-1/2-20 Thd-stud	D6HZ 7C209-A											
1 3/4" Long - Bolt-5/8"-11 Unc-Thd	D7HZ 7C209-A	AR										
1 7/16" long-1/2-13 Thd. Bolt	E0HZ 7C209-A											
1/2-13 x 1 3/8-self locking	E2HZ 7C209-B											
5/8-11 x 1 1/2" long	D1HZ 7C209-A	AR										
MF10 x 1.25 THD x 25mm long	E4HZ 7C209-A											
MF10 x 1.25 THD x 30mm long	E4HZ 7C209-B											
MF10 x 1.25 THD x 35mm long	E4HZ 7C209-C											
MF12 x 1.25 THD x 30mm long	E4HZ 7C209-F											
M10 x 1.5 THD x 21mm long	E4HZ 7C209-E											
SEAL (INPUT SHAFT FRONT BEARING RETAINER) 7B215												
2 1/2" O.D. x 5/16" Wide (Front)	D6HZ 7B215-A	CA										
	E4HZ 7B215-A											
	E4HZ 7B215-B											
GEAR (SYNCHRONIZER CLUTCH) 7B218												
Fourth and fifth speed, 33 ext 26 int teeth	E4HZ 7B218-A											
2nd and 3rd speed, 40 ext 33 int teeth	E4HZ 7B218-B											
SPRING (LOW and REVERSE GATE PLUNGER)-14 active coils-15/32" O.D. x 2 1/8" free length	B8QH 7219-B	CA										
2 1/64" free length	B7QH 7219-A											

NOTICE: When the parts list suffix is shown in the quantity required column, the quantity is one (1).

DESCRIPTION/RESTRICTIONS	PART NUMBER	TRANSMISSION PARTS LISTS 5CA THRU 5CM										
		CA	CB	CC	CD	CE	CF	CG	CH	CJ	CK	CL
DANA (SPICER)												
KEY	7B220											
C/sht-Dr.-3rd & 4th-1 3/4" Lg. x 3/8" square	D7HZ 7B220-A											
C/sht-2nd spd. - 1 3/4" Lg x 3/8" square-3/4" taper	D7HZ 7B220-B											
Countershaft	E0HZ 7B220-A											
Countershaft-1/2" wide x 2" long	E3HZ 7B220-A											
Mainshaft 2nd and 3rd Clutch Gear	370339-S(LL-13)											
HOUSING	7222											
#47-16-1	D6HZ 7222-B											
Cast #C63-16-2	D7HZ 7222-A	CA										
Plug (gearshift housing shifter shaft)-7/8"	74115-S(P-4)	2										
Bolt-Shift. Hsg. - 3/8" dia. x 16 thd. x 1 1/8" Lg.	376284-S2(BB-291)	6										
GASKET	7223											
GEARSHIFT HOUSING	B8QH 7223-D	CA										
10 7/8" x 16 3/8"	D6HZ 7223-A											
COVER (SHIFT BAR REAR)	7B227											
	E4HZ 7B227-A											
CUP (BEARING)	7K228											
Countershaft front-No. 3821	E3HZ 7K228-A											
FORK	7230											
Fourth and fifth	B7QH 7230-A											
Fourth and fifth	B8QH 7230-B	CA										
Fourth and fifth	E3HZ 7230-A											
Auxiliary shift	E3HZ 7230-B											
Hex Bolt-Self Lock - 1/2" HD. x 5/16-18 UNC THD x 1 1/8 Lg. - (M/S Frt Brg Cap)	D7HZ 7E230-A											
Capscrew, M6 x 1THD x 25mm long	E4HZ 7E230-A											
FORK	7231											
Low & Rev.	D7HZ 7231-A	CA										
Low and Rev.	D6HZ 7231-B											
GEAR (AUX. MAINSHAFT OUTPUT)	7L231											
40 ext. 26 spur teeth	E3HZ 7L231-A											
PLUNGER (GEARSHIFTER LOCK)	B8QH 7233-B	3										
SPRING (GEARSHIFTER SHAFT POPPET)- 8 3/4" active coils-3/8" O.D. x 1 1/8" long	B7QH 7234-A	3										
11 3/4 active coils-11/32 O.D. x 1 1/4 long	E3HZ 7234-A											
1 3/64 free length, 23/64 OD x 15/64 ID approx. 8 coils	E4HZ 7234-A											
1 1/16 free length, 3/8 O.D. approx. 9 coils	E5HZ 7234-A											
Ball (shifter shaft poppet spring)-3/8" dia.	372720-S(AA-11)	3										
Ball-Back up Switch - 1/2" Dia. - Steel	353079-S (AA-15)	CA										
PIN	7235											
GEARSHIFT LOCK PLUNGER	B8QH 7235-D	2										
1" Lg x 7/32" dia	D7HZ 7235-A	CA										
	B7QH 7235-A											
SHAFT	7240											
16 9/16" Lg. x 3/4" O.D. - First & Reverse	D7HZ 7240-A	CA										
12 1/8" long x 5/8" O.D.	D6HZ 7240-A											
SHAFT	7241											
	B8QH 7241-D	CA										
7 11/16" long x 5/8" O.D.	B7QH 7241-A											
PLUNGER (LOW and REVERSE GEAR)-1/2" head dia. x 1" overall length	B7QH 7247-A	CA										
1 57/64 long	E4HZ 7247-A											
WASHER (THRUST)	7E254											
Mainshaft rev.-3 3/4 O.D. x 2 9/16 I.D. x 17/64 thick	E3HZ 7E254-A											
RETAINER (BEARING)	7K264											
Auxiliary mainshaft front	E3HZ 7K264-A											
SUPPORT (SHIFT BAR)	7E274											
Front	E4HZ 7E274-A											
Rear	E4HZ 7E274-B											

JULY, 1989

COPYRIGHT © 1989-

FORD MOTOR
COMPANY

--DEARBORN, MICHIGAN

NEW ISSUE

1990/
TRUCK SERIES 600/900

5 SPEED TRANSMISSION

DESCRIPTION/RESTRICTIONS	PART NUMBER	TRANSMISSION PARTS LISTS 5CA THRU 5CM											
		CA	CB	CC	CD	CE	CF	CG	CH	CJ	CK	CL	CM
DANA (SPICER)													
BEARING	7K274												
Mainshaft 1st and reverse, 2 row needle. No's K65 x 70 x 40, FDJC 657040	E4HZ 7K274-A												
GATE	7279												
2 1/16" overall length - 3/4" I.D. shaft hole	B8QH 7279-B	CA											
RING (BEARING RETAINING)	7N281												
Pocket bearing-Double ring 1 9/16 ID x 1/16 wide	E4HZ 7N281-A												
PIN	7K287												
Shift finger pivot-3/8 O.D. x 7/8 long, tapered	E3HZ 7K287-A												
Stop-3/8 O.D. x 1 1/4 long, tapered	E3HZ 7K287-B												
FORK	7289												
Second and third	B7QH 7289-A												
6 1/4" span	B8QH 7289-A	CA											
Second and third	E3HZ 7289-A												
MAGNET	7E290												
	E0TZ 7E290-A												
PLATE (INTERLOCK)	7C318												
	E4HZ 7C318-A												
SPACER	7B319												
Aux. input drive gear, 2 7/8 O.D. x 1 31/32 I.D. x 1 1/16" thick	E3HZ 7B319-A												
SMALL PARTS REPAIR KIT	7B331												
	D3HZ 7B331-B												
RETAINER (CASE FRONT)	7B332												
Incl. (7716) oil trough	E4HZ 7B332-A												
SHAFT	7334												
11 5/32" Lg x 3/4" O.D. Fourth & Fifth	D7HZ 7334-B	CA											
8 1/16" long x 5/8" O.D.	D6HZ 7334-A												
SCREW (SLOTLESS DRIVE)	7C348												
3/8 head dia. 3/4" long	E4HZ 7C348-A												
ADAPTOR CAP (ELECTRIC SHIFT CONTROL)	7B355												
	E3HZ 7B355-A												
PIN (DOWEL)	7B362												
3/8" O.D. one end 7/16" O.D. other end x 1 1/16 long	D3HZ 7B362-B												
Thrust Washer-Output Sht. RR. - 4" O.D. x 2 1/4" I.D.	D7HZ 7B368-A	CA											
3 35/64 OD x 2 51/64 ID x 7/16 thick	E4HZ 7B368-A												
Thrust Washer-Output Sht. First & Rev. 4" O.D. x 2 13/16" I.D.	D7HZ 7A385-A	CA											
Third and fourth, 2 3/4 OD x 1 25/32 ID x 1/4 thick	E4HZ 7A385-A												
CAP (SHIFT CONTROL)	7E401												
Thimble-1" O.D. x 1 1/8 deep	E3HZ 7E401-A												
FORK ASSY. (SECOND-THIRD SHIFT)	7K410												
	E4HZ 7K410-A												
GATE (LOW and REVERSE SHIFTER SHAFT)	7411												
1 11/16" wide - for 3/4" O.D. Shaft - First & Rev.	D7HZ 7411-A	CA											
1 11/16" wide-1 1/8" hole	D6HZ 7411-B												
BOOT (ELECTRIC SHIFT CONTROL)	7E424												
4 3/8 O.D.	E3HZ 7E424-A												
WASHER	7N424												
M/shft pocket brg., 2 O.D. x 2 1/32 I.D. x 1/4 thick	E3HZ 7N424-A												
INSERT (SHIFT FORK)	7C430												
	E4HZ 7C430-A												
CONE (BEARING)	7N431												
Mainshaft front-No. 39586	E3HZ 7N431-A												
STUD (MAINSHAFT BEARING CAP)	7B420												
1/2-13-20 x 3 1/4 long	E3HZ 7B420-A												

NOTICE: When the parts list suffix is shown in the quantity required column, the quantity is one (1).

DESCRIPTION/RESTRICTIONS	PART NUMBER	TRANSMISSION PARTS LISTS 5CA THRU 5CM											
		CA	CB	CC	CD	CE	CF	CG	CH	CJ	CK	CL	CM
DANA (SPICER)													
SPACER (REVERSE IDLER BEARING)	7482												
	D3HZ 7482-B	CA											
WASHER (THRUST)	7R482												
Split-2nd gear	E7HZ 7R482-B	CA											
FORK ASSY. (FORTH-FIFTH SHIFT)	7K487												
	E4HZ 7K487-A												
HOUSING (CLUTCH)	7505												
	D7HZ 7505-A												
	D7HZ 7505-B												
	D9HZ 7505-E												
Incl. 7564 Cover assy.	E2HZ 7505-A												
incl. 7564 Cover assy. and 7A615 bushings	E2HZ 7505-B	CA											
	E4HZ 7505-A												
Bolt Clutch Housing - 7/16" Dia. - 14 thd. x 1 1/4" Lg.	384960-S100(BB-429)												
Zerk fitting-Cl. hsg. rel. shaft	87901-S (1-1)		2										
DUST COVER - CLUTCH HOUSING	D4HZ 7564-A	CA											
Incl. Screws and Washers	E2HZ 7564-A												
BUSHING (CLUTCH RELEASE SHAFT)	C1TT 7A615-A	AR											
1" I.D. x 1 1/8" O.D. x 1 1/2" long													
GASKET (CLUTCH HOUSING TO CASE)	7A619												
	C1TT 7A619-A	CA											
	E0HZ 7A619-A												
TROUGH (TRANSMISSION OIL)	7716												
	E1HZ 7716-A												
	E4HZ 7716-A												
Screw - - Oil Trough, 5/16-18 x 1/2"	386063-S100(BB-911)												
GASKET (REVERSE IDLER COVER)	7721												
	E4HZ 7721-A												
WASHER (REVERSE IDLER GEAR THRUST)- 1 1/2" I.D. x 2 1/4" O.D. x 3/32" thick	C4TZ 7728-C	CA											
SEAL (MAINSHAFT REAR BEARING CAP)	7918												
4 3/4 O.D. x 3 3/4 shaft dia. x 7/16 wide	E3HZ 7918-A												
SEALER (GASKET FORMING)	19562												
Silicone-2.8 oz. tube	E7TZ 19562-A	AR											
0.2 fl oz.	E1FZ 19562-A	AR											

1990/
TRUCK SERIES 600/900

DESCRIPTION/RESTRICTIONS	PART NUMBER	TRANSMISSION PARTS LISTS 5CN THRU 5CZ										
		CN	CP	CQ	CR	CS	CT	CU	CV	CW	CX	CY
DANA (SPICER)												
CONE (COUNTERSHAFT FRONT BEARING), No. LM 48548	B7C 1201-A											
CUP (COUNTERSHAFT FRONT BEARING), No. LM 48510	B7C 1202-A											
CUP (COUNTERSHAFT FRONT and REAR BEARING), No. 25520	C3TZ 1202-B											
Bearing, Taper Cone - drive gear pocket, No. 25817	C3TZ 1216-B											
Cup-Mainshaft front, No. 39520	7EQH 1239											
CONTROL (ELECTRIC SHIFT)	4062											
	B9TT 4062-A											
L-washer, 7/16 ID, Elect Shift Mount	34793-S2 (X-67-A)											
Cone-countershaft rear, No. 3780	C3TZ 4221-F											
CONE (COUNTERSHAFT REAR BEARING), No. LM 102949	C9AZ 4221-A											
CUP (COUNTERSHAFT REAR BEARING), No. LM 102910	C9AZ 4222-A											
CUP (DRIVE GEAR and MAIN SHAFT REAR BEARING), No. JM511910	D3TZ 4222-A											
Cup-countershaft gear, No. 3720	9N-4222											
Cup-countershaft bearing rear, No. 25523	8M-4222											
Cone & roller-countershaft front cone, No. 3877	8L-4630											
SEAL-2 1/2" I.D. x 1/2" thick	D2TZ 4813-A											
SEAL-output shaft bearing retainer oil- #CR-526499-2 3/4" I.D. x 3 35/64" O.D. x 1/2" thick	D2TZ 4813-B											
PLUG (CASE DRAIN) rear-lower	D4TZ 7A002-A											
INSERT (SHIFT POPPET)	7L003											
	E4HZ 7L003-A											
CASE ASSY.	7005-6											
#47-15-4	D6HZ 7005-C											
#63-15-11	D7HZ 7005-A											
#63-15-5, 63-15-15	D7HZ 7005-B											
#47-15-12	E0HZ 7005-A											
Case main	E3HZ 7005-A											
Case auxiliary	E3HZ 7005-B											
	E4HZ 7005-A											
	E5HZ 7005-A											
Plug (filler or drain)-extended head-3/4"-14"	353051-S(PP-32)											
Plug-magnetic (drain)-square socket hd.- 3/4"-14 pipe	353240-SA(PP-52)											
Plug filler-3/4-14 square socket hd.	358048-S (PP-43)											
SPACER (BAFFLE)	7L007											
Aux. front M/shft-3/16" thick	E3HZ 7L007-A											
PLUG (DRAIN)	7A010											
Magnetic-3/4-14 x 1 1/4 square head	D3HZ 7A010-C											

NOTICE: When the parts list suffix is shown in the quantity required column, the quantity is one (1).

DESCRIPTION/RESTRICTIONS	PART NUMBER	TRANSMISSION PARTS LISTS 5CN THRU 5CZ										
		CN	CP	CQ	CR	CS	CT	CU	CV	CW	CX	CY
DANA (SPICER)												
SHAFT (INPUT)	7017											
24 helical - 22 clutch teeth - 10 splines 12 15/16" long	D7HZ 7017-E											
24 helical - 22 clutch teeth - 10 splines 13 13/32" long	D7HZ 7017-B											
25 helical - 22 clutch teeth - 10 splines 13 13/32" long	D7HZ 7017-C											
25 helical - 22 clutch teeth - 10 splines 12 15/16" long	D7HZ 7017-D											
24 helical-15 Int teeth, 13 3/16" long 10 splines	E2HZ 7017-C											
24 helical-22 Int teeth, 13 13/32" long 10 splines	E2HZ 7017-D											
25 helical-22 Int teeth, 13 13/32" long 10 splines	E2HZ 7017-E											
	E3HZ 7017-B											
	E3HZ 7017-A											
24 ext-15 int teeth 13 3/16 long	E3HZ 7017-D											
23 ext-15 int teeth 12 19/32 long	E3HZ 7017-C											
24 ext-15 int teeth 13 5/64 long	E3HZ 7017-E											
24 ext-15 int teeth 12 19/32 long	E3HZ 7017-F											
24 helical - 33 clutch teeth - 10 splines 9 1/2 long	E4HZ 7017-A											
24 helical - 33 clutch teeth - 10 splines, 13 3/64 long	E4HZ 7017-B											
24 helical - 33 clutch teeth - 10 splines 13 3/64 long	E4HZ 7017-C											
BEARING	7025											
2 35/64" I.D.	D6HZ 7025-B											
Input drive No. 1211L	TGAA 7025-A											
SHIM	7029											
Consists of (9) shims-.0045"/.0055" thick Also (1) spacer-.077"/.079" thick	D6HZ 7029-E											
RETAINER (LOW OR OVERDRIVE and REVERSE GATE PLUNGER)-1 7/16" overall length x 11/16"-16 threads one end	B7QH 7032-A											
	E4HZ 7032-A											
WASHER (THRUST)	7033											
Aux. M/sfft. o/put.-4 1/8 O.D. x 2 25/32 I.D. x 1/2" thick	E3HZ 7033-A											
VENT ASSY.	7034											
	C6TZ 7034-B											
BAFFLE (OIL)	7040											
INPUT-4 5/16" O.D.-1 15/16 I.D.	D9HZ 7040-A											
Front Aux. Section-funnel, 4 27/64" O.D. x 2 33/64" ID	E3HZ 7040-A											
Rear Aux. Section-funnel, 4 27/64" O.D. x 2 43/64" ID	E3HZ 7040-B											
Front Aux. Dr. gear-cup, 3 1/2" O.D. x 2 51/64" ID	E3HZ 7040-C											
Rear Aux. Dr. gear-funnel, 3 1/2" O.D. x 3" ID	E3HZ 7040-D											
NUT (MAINSHAFT)	7045											
Nut-Output Shaft - 2 1/8" O.D. x 1 1/4"-18THD	D6HZ 7045-A											
1 1/4"-18" thd x 1 13/16"	E3HZ 7045-A											
1 3/4-16 thd	E2HZ 7045-A											
RING (INPUT OIL BAFFLE)	7046											
2 9/16" O.D.-2 1/16" I.D.	D9HZ 7046-A											

1990/
TRUCK SERIES 600/900

DESCRIPTION/RESTRICTIONS	PART NUMBER	TRANSMISSION PARTS LISTS 5CN THRU 5CZ										
		CN	CP	CQ	CR	CS	CT	CU	CV	CW	CX	CY
DANA (SPICER)												
RETAINER (INPUT SHAFT BEARING)	7050											
Notes: % Includes 7B215 seal												
	D6HZ 7050-F											
	D7HZ 7050-A											
	D7HZ 7050-B											
	D9HZ 7050-B											
	E2HZ 7050-B											
	E2HZ 7050-C											
	E4HZ 7050-A											
	E4HZ 7050-B											
	E4HZ 7050-C											
Bolt, 3/8"-16" x 7/8"	389271-S100 (BB-901-A)											
GASKET 7051												
Front bearing cap (7195)	D6HZ 7051-F											
Use with 7017	D6HZ 7051-E											
Use with (7050) M/S frt brg cap. 7 3/16" O.D.	D7HZ 7051-A											
Use with (7195) C/S frt. brg. cap.	D7HZ 7051-B											
Use with (7050) M/S Frt. Brg. Cap. 7 5/8" O.D.	D7HZ 7051-C											
SNAP RING (OUTPUT SHAFT SYNCHRONIZER)-fourth and fifth speed- 2 1/16" I.D. x 2 7/16" O.D. x 1/8" thick-(1) tang	B8QH 7059-A											
SHAFT (OUTPUT) 7061												
19 13/32" long-10-24 teeth	D6HZ 7061-B											
22 13/32" lg. -13-19-26 teeth-10 splines 1 1/4"-18 thd. one end.	D7HZ 7061-A											
19 13/32" long-10-24-36-38 teeth	E3HZ 7061-A											
Auxiliary-26 teeth, 20 splines, 9 15/32 long	E3HZ 7061-C											
Mainshaft front-10-36-24-38 teeth 19 13/32 long	E3HZ 7061-B											
Mainshaft-26-33-40-38 teeth 19 1/8 long	E4HZ 7061-A											
Mainshaft	E7HZ 7061-H											
Nut-1 1/4"-18 x 2" O.D.	372040-S(MM-177)											
BALL (POPPET) 7L062												
10mm Dia.	E4HZ 7L062-A											
SNAP RING-Low speed	D6HZ 7064-A											
Mainshaft 3rd-4th thrust washer 1 5/8 ID x 1/16 thick	E4HZ 7064-A											
Countershaft, mainshaft 2nd-3rd clutch gear 1 13/16 ID x 1/16 thick	E4HZ 7064-B											
Mainshaft 1st-2nd thrust washer, 2 7/64 ID x 5/64 thick	E4HZ 7064-C											
Countershaft 4th gear, 2 3/16 ID x 5/64 thick	E4HZ 7064-D											
BEARING 7065												
Use with 7113	D1TZ 7065-C											
Use with 7017 #2580	D6HZ 7065-B											
#3979-2-24, 2 1/4" I.D.	D7HZ 7065-A											
2 Row Needle, 3 9/64" I.D. x 3 15/32" O.D.	D7HZ 7065-B											
Output-caged roller, No. FWF808830	E3HZ 7065-A											
Output mainshaft rear aux. No. XK-96, ball, incl. ring	D3HZ 7065-E											
Mainshaft rear-ball with ring-Conrad type Nos. 6211NR, 211SG, 211L	E4HZ 7065-A											
Drive gear, mainshaft rear	E7HZ 7065-E											
Second gear, mainshaft	E7HZ 7065-D											
GASKET (SHIFT CONTROL ADAPTOR) 7L066												
4 3/8" O.D.	E3HZ 7L066-A											
WASHER (OUTPUT SHAFT)-fourth speed gear thrust-1 25/32" I.D. x 2 7/16" O.D. x 5/32" thick	B7QH 7069-A											
SHIM 7072												
2 33/64" O.D.	D6HZ 7072-A											
Aux. M/shaft drive gear rear, 2 7/16 O.D. x 1 31/32 I.D. x 1/4" thick	E3HZ 7072-B											

NOTICE: When the parts list suffix is shown in the quantity required column, the quantity is one (1).

DESCRIPTION/RESTRICTIONS	PART NUMBER	TRANSMISSION PARTS LISTS 5CN THRU 5CZ										
		CN	CP	CQ	CR	CS	CT	CU	CV	CW	CX	CY
DANA (SPICER)												
CLIP (FIRST and REVERSE FORK)	D7HZ 7C072-A											
	D2TZ 7C072-A											
Second and third	E3HZ 7C072-A											
RETAINER ASSY. (OUTPUT SHAFT BEARING)- If not listed-refer to Sec. 71	7085											
	D6TZ 7085-J											
	D6TZ 7085-H											
	D6HZ 7085-G											
	D7HZ 7085-A											
	D7TZ 7085-A											
	E3HZ 7085-A											
	E3HZ 7085-B											
	E3HZ 7085-C											
Incl. Seal (4813)	E4HZ 7085-A											
Incl. Seal (4813)	E7HZ 7085-F											
Incl. Seal (4813)	E7HZ 7085-M											
Incl. Seal (4813)	E7HZ 7085-G											
Incl. Seal (4813)	E7HZ 7085-F											
RETAINER (M/S REAR BEARING)	7A085											
4 21/64" I.D.	D6HZ 7A085-A											
GASKET (OUTPUT SHAFT BEARING RETAINER)	7086											
	D9HZ 7086-A											
Mainshaft	D3HZ 7086-B											
	E4HZ 7086-A											
FLANGE (OUTPUT SHAFT)-When not listed, refer to Section 71	7089											
#1610	E7HZ 7089-T											
#1480	E4HZ 7089-F											
#1550	E4HZ 7089-G											
#1610	E7HZ 7089-X											
#1710	E7HZ 7089-W											
GEAR (LOW and REVERSE SLIDING)	7100											
Low speed-52-24 teeth	D6HZ 7100-C											
Low speed - 57-26 teeth	D7HZ 7100-A											
Rev. Gear - 57-26 teeth	D7HZ 7100-B											
Low speed-42-24 teeth	E3HZ 7100-A											
Mainshaft 1st., 46 Helical-40 clutch teeth	E4HZ 7100-A											
GEAR-OUTPUT SECOND SPEED	7103											
45 ext.-18 hub teeth	D6HZ 7103-B											
47 helical - 25 spur teeth	D7HZ 7103-A											
48 helical - 25 spur teeth	D7HZ 7103-B											
46 helical - 25 spur teeth	D7HZ 7103-C											
36 helical - 18 spur teeth	E3HZ 7103-A											
38 helical-40 clutch teeth	E4HZ 7103-A											
36 helical	E5HZ 7103-A											
46 helical	E7HZ 7103-D											
47 helical	E7HZ 7103-C											
SLEEVE (Low and Rev)	7106											
24 teeth-4 5/32" I.D. 5 1/4" O.D.	D6HZ 7106-B											
26 teeth - 4 35/64" I.D. x 6 1/8" O.D.	D7HZ 7106-B											
26 teeth-4 9/16 I.D. x 6 1/8" O.D., Aux.	E3HZ 7106-A											
40 int teeth	E4HZ 7106-A											
	E7HZ 7106-C											
PLUG (LOW and REVERSE GEAR SHIFTER FORK SHAFT)	B9TT 7A107-A											

1990/
TRUCK SERIES 600/900

DESCRIPTION/RESTRICTIONS	PART NUMBER	TRANSMISSION PARTS LISTS 5CN THRU 5CZ										
		CN	CP	CQ	CR	CS	CT	CU	CV	CW	CX	CY
DANA (SPICER)												
FINGER (ELECT. SHIFT CONTROL)	7B109											
	E3HZ 7B109-A											
GEAR (COUNTERSHAFT FOURTH SPEED)	7112-See 7144											
41 helical teeth-2 3/8" I.D. x 6 29/32" O.D. x 1 25/32" wide	B9TT 7112-A											
43 helical teeth-2 3/8" I.D. x 7 9/32" O.D. x 1 25/32" long	B9TT 7112-B											
38 helical teeth-2 5/8" I.D. x 7 3/8" O.D. x 1 7/8" long	C1TT 7112-B											
40 ext, 37 int teeth	E4HZ 7112-A											
42 ext, 37 int teeth	E4HZ 7112-B											
GEAR (COUNTERSHAFT CLUSTER)	7113											
15 teeth-16 15/32" long	D6HZ 7113-E											
19 3/64" Lg-15 teeth	D7HZ 7113-A											
12 teeth - 16 15/32" long	E3HZ 7113-A											
Auxiliary-25 teeth, 8 3/16 long	E3HZ 7113-B											
31-37-37-13 teeth 15 31/32 long	E4HZ 7113-A											
GEAR (COUNTERSHAFT SECOND)	7114											
20 ext., 37 int teeth	E4HZ 7114-A											
SPACER (COUNTERSHAFT GEAR)	7115											
2 25/64" I.D. x 2 3/4" O.D. x 1 5/16" long	B7QH 7115-A											
3 1/4" O.D. x .18" thick	D6HZ 7115-A											
3 5/8" OD x 2 41/64" ID x 1 37/64" long	D7HZ 7115-A											
2 3/4 OD x 2 3/8 ID x 2 1/4 long	E4HZ 7115-A											
SHIM	7L117											
Mainshaft rear brg, 1 1/2 O.D. x 21/32 I.D. x .003 thick	E3HZ 7L117-A											
Mainshaft rear brg, 1 1/2 O.D. x 21/32 I.D. x .020 thick	E3HZ 7L117-B											
BEARING (COUNTERSHAFT GEAR FRONT)	7118											
C/sht - Front Brg Cup - 3/4" wide x 3 1/2" O.D. #M-804010	D7HZ 7118-A											
C/sht - Front Brg Cone - 1 7/8" I.D. x 1" wide #M-804049	D7HZ 7118-B											
BEARING (REVERSE IDLER GEAR) - 3 3/16" O.D. x 3" wide	D6HZ 7120-A											
Cylindrical roller, Aux. Pocket No. MU1308-X/L	E3HZ 7120-A											
Input Pocket-roller type No. J-2420, SCE2420	E4HZ 7120-A											
BEARING (MAINSHAFT SECOND SPEED)	7C120											
Needle type 2 row No. F95407, FDJC 586550	E4HZ 7C120-A											
SYNCHRONIZER ASSY.	7124											
Second and third speed	B8QH 7124-A											
Second and third speed	B7QH 7124-A											
Fourth and Fifth	C9TZ 7124-C											
Fourth and fifth speed-(15T/10T)	C9TZ 7124-A											
Fourth and fifth speed	E3HZ 7124-A											
Second and third speed	E3HZ 7124-B											
Fourth and fifth speed	E4HZ 7124-B											
Second and third speed	E4HZ 7124-A											
Second and third speed	E5HZ 7124-A											
BEARING (COUNTERSHAFT GEAR-REAR)	7127											
C/sht - RR Brg Cup - 3 35/64" O.D. x 23/32" wide #JLM 506810	D7HZ 7127-A											
C/sht - RR Brg Cone - 2 5/32" I.D. x 29/32" wide #JLM 506849	D7HZ 7127-B											

NOTICE: When the parts list suffix is shown in the quantity required column, the quantity is one (1).

1990/
TRUCK SERIES 600/900

5 SPEED TRANSMISSION

DESCRIPTION/RESTRICTIONS	PART NUMBER	TRANSMISSION PARTS LISTS 5CN THRU 5CZ										
		CN	CP	CQ	CR	CS	CT	CU	CV	CW	CX	CY
DANA (SPICER)												
GEAR (COUNTERSHAFT THIRD) 7137												
	B8QH 7137-B											
31 helical teeth-2 5/8" I.D. x 6 3/32" O.D. x 1 13/16" wide												
32 helical teeth - 5 9/16" O.D. x 1 5/32" wide	B7QH 7137-A											
34 helical teeth-5 7/8" O.D. x 1 9/16" wide	B7QH 7137-B											
29 helical teeth - 2 5/8" I.D. x 5 13/16" O.D. x 1 13/16" wide	C1TT 7137-A											
33 helical teeth-2 5/8" I.D. x 6 13/32" O.D. x 1 13/16" wide	B8QH 7137-C											
36 ext. 37 int. teeth	E4HZ 7137-A											
SHAFT (REVERSE IDLER GEAR) 7140												
5 7/16" long x 1" O.D.	D6HZ 7140-A											
5 3/64 long x 1" O.D.	E4HZ 7140-A											
GEAR (REVERSE IDLER) 7141												
21 ext. teeth	E4HZ 7141-A											
RING (RETAINING) 7R141												
Drive gear pocket bearing-approx. 3/64 thick 2" O.D.	E5HZ 7R141-A											
GEAR (REVERSE) 7142												
21 teeth-rev. idler	D6HZ 7142-D											
52 ext. 24 hub teeth-M/SHT rev. gear	D6HZ 7142-E											
18 teeth-rev. idler	D7HZ 7142-A											
42 ext. 24 hub teeth-M/SHT rev. gear	E3HZ 7142-B											
17 teeth-rev. idler	E3HZ 7142-A											
46 Helical, 40 clutch teeth, M/SHT rev. gear	E4HZ 7142-A											
GEAR 7144 - See 7112												
COUNTERSHAFT FOURTH SPEED-												
40 helical teeth-2 5/8" I.D. x 7 3/4" O.D. x 1 7/8" long	B8QH 7144-B											
42 helical teeth-2 5/8" I.D. x 8 1/16" O.D. x 2 1/8" long	B8QH 7144-D											
BEARING (REVERSE IDLER GEAR) 7145												
1" I.D. x 1 5/16 O.D. x 1 wide	D3HZ 7145-A											
	D6HZ 7145-C											
GASKET SET 7153												
	D6HZ 7153-A											
	D7HZ 7153-A											
	E4HZ 7153-A											
GEAR (MAINSHAFT FOURTH) 7158												
30 helical teeth	B8QH 7158-A											
29 helical-15 clutch teeth	D2TZ 7158-A											
27 helical-15 clutch teeth	D2TZ 7158-B											
22 helical-22 clutch teeth	C1TT 7158-B											
28 helical-22 clutch teeth	B8QH 7158-C											
27 helical-15 clutch teeth	E3HZ 7158-A											
29 helical-15 clutch teeth	E3HZ 7158-B											
28 helical- 33 clutch teeth	E4HZ 7158-A											
26 helical-33 clutch teeth	E4HZ 7158-B											
ROD SHIFT (AUXILIARY ELECTRIC) 7K159												
7/8" O.D. x 5 13/16 long-notched	E3HZ 7K159-A											
SHIM 7L161												
Countershaft rear brg. 3" I.D. x 3 21/32" O.D. x .005 thick	E3HZ 7L161-A											

1990/
TRUCK SERIES 600/900

DESCRIPTION/RESTRICTIONS	PART NUMBER	TRANSMISSION PARTS LISTS 5CN THRU 5CZ										
		CN	CP	CQ	CR	CS	CT	CU	CV	CW	CX	CY
DANA (SPICER)												
SHIM	7L161 — Cont'd											
2 5/8" ID x 2 59/64 OD x .0055-.0045 thick	E4HZ 7L161-A											
2 5/8" ID x 2 59/64 OD x .0110-.0090 thick	E4HZ 7L161-B											
2 5/8 ID x 2 59/64 OD x .0165-.0135 thick	E4HZ 7L161-C											
Countershaft rear bearing .0055/.0045 truck	E7HZ 7L161-B											
SNAP RING	7162											
Countershaft drive gear - 1 63/64" I.D. x 2 23/64" O.D. x 3/32" thick	B7QH 7162-C											
Output shaft third speed												
Countershaft fourth speed - 2 3/8" I.D. x 2 7/8" O.D. x 3/32" thick	B7QH 7162-A											
M/SHT - 1ST & 2ND SPD. 2 22/32" I.D. x 3/32" thick	D7HZ 7162-A											
COVER ASSY.	7165											
(6) holes - Power take off												
(8) holes	C9HZ 7165-A											
(6) holes-reverse idler	E4HZ 7165-A											
Screw - P.T.O. cover-3/8"-16 x 3/4"	382965-S100(BB-429UD)											
Screw - P.T.O. cover-3/8"-24 x 1"	20389-S7-8(B-171)											
GASKET (POWER TAKE OFF)	7166											
(6) holes	E7HZ 7166-A											
(8) holes	E7HZ 7166-B											
Bearing, Taper Cup - drive gear pocket	C6TZ 7169-A											
WASHER	7173											
OUTPUT SHAFT-fourth speed gear- 2 1/4" I.D. x 3" O.D. x 2 1/32"-13 splines- 5/32" thick	B8QH 7173-A											
Third and fourth speed-1 15/16" I.D. x 3" O.D. x 3/16" thick	D2TZ 7173-A											
Low speed	D6HZ 7173-A											
Reverse	D6HZ 7173-B											
First and Second Speed thrust - 3 35/64 OD 2 9/32 ID x 15/64 thick	E4HZ 7173-A											
GEAR (COUNTERSHAFT SECOND)	7176											
24 helical teeth	B7QH 7176-A											
21 teeth - #63-196-14	D7HZ 7176-A											
23 teeth - #63-196-16	D7HZ 7176-B											
22 teeth - #63-196-1	D7HZ 7176-CQ											
19 teeth - #53-196-3	E3HZ 7176-A											
GEAR (COUNTERSHAFT DRIVE)	7177											
45 teeth-7 41/64" O.D.	D6HZ 7177-E											
47 teeth 7 27/32" O.D.	D6HZ 7177-D											
46 teeth - 8 25/32" O.D.	D7HZ 7177-A											
44 teeth-8 19/32" O.D.	D7HZ 7177-B											
Auxiliary drive-28 ext. 26 spur teeth, 38 int teeth	E3HZ 7177-B											
Aux. Countershaft drive-37 teeth	E3HZ 7177-A											
Countershaft drive - 49 ext, 31 Int teeth	E4HZ 7177-A											
Ring (retaining-gear to shaft)-2 13/64" I.D. x 2 25/64" O.D. x 3/32" thick	371048-S(QQ-25)											
SNAP RING (OUTPUT SHAFT)	7178											
Third and Fourth speed	B4Q 7178-A											
Snap Ring- 2 7/16" I.D	D2HZ 7178-B											
Fourth gear thrust washer, 1 55/64" I.D. x 1/8" thick	E3HZ 7178-A											
GASKET	7181											
3 9/32" I.D. - 4 Holes	D6HZ 7181-B											
3 19/32" I.D. x 1/64 " thick - 4 holes	D7HZ 7181-A											

NOTICE: When the parts list suffix is shown in the quantity required column, the quantity is one (1).

DESCRIPTION/RESTRICTIONS	PART NUMBER	TRANSMISSION PARTS LISTS 5CN THRU 5CZ										
		CN	CP	CQ	CR	CS	CT	CU	CV	CW	CX	CY
DANA (SPICER)												
GEAR	7183											
SECOND and THIRD SPEED SYNCHRONIZER CLUTCH-25 external-19 internal teeth-1 9/16" long	B8QH 7183-C											
18 teeth - 2 3/16" I.D. x 3" O.D. x 1 7/16" long	B7QH 7183-A											
36 int.-18 ext teeth	E3HZ 7183-A											
36 int.-40 ext. teeth	E5HZ 7183-A											
FORK ASSY. (FIRST-REVERSE SHIFT)	7L183											
	E4HZ 7L183-A											
PIN (OUTPUT SHAFT FOURTH SPEED GEAR BEARING RACE LOCK)-7/32" O.D. x 3" overall length-tapered head	B8QH 7191-A											
Thrust washer lock, 4mm O.D. X 8mm long	E4HZ 7191-A											
BUSHING (OUTPUT SHAFT FOURTH SPEED GEAR)-2 1/4" I.D. x 3 3/16" flange O.D. x 1 5/8" overall length	B8QH 7193-A											
CAP	7195											
Front	B4Q 7195-A											
Rear	D6HZ 7195-B											
Front - mat'l - steel	D7HZ 7195-A											
Rear - mat'l - alum.	D7HZ 7195-B											
Mainshaft	E3HZ 7195-A											
Mainshaft	D8HZ 7195-C											
Countershaft rear brg (c/s P.T.O)	D9HZ 7195-C											
Countershaft rear brg. No. 40-22-1	E4HZ 7195-A											
Countershaft rear brg. No. 40-22-3	E5HZ 7195-A											
Hex bolt - 3/8" dia. - 16 Thd. x 3/4" Lg. Cap-c/Sht-Frt.	382965-S100 (BB-429-UD)											
Hex bolt - 1/2" dia. - 13 Thd. x 1 1/4" Lg. Cap. C/Sht- RR	383222-S36 (BB-193-B)											
GEAR (THIRD SPEED)	7196											
OUTPUT SHAFT THIRD SPEED IDLER-39 helical teeth, use on E7HT 7003-ANA,ATA,BJA	B8QH 7196-B											
37 helical-18 spur teeth	D2TZ 7196-B											
35 helical-18 spur teeth	D2TZ 7196-A											
41 helical-25 spur teeth	C1TT 7196-A											
37 helical, use on E7HT 7003-AMA,ARA,BGA	B8QH 7196-C											
35 helical-18 spur teeth	E3HZ 7196-A											
37 helical-18 spur teeth	E3HZ 7196-B											
39 helical, 40 clutch teeth M/SHT. 3rd	E4HZ 7196-A											
37 helical	E5HZ 7196-B											
35 helical	E5HZ 7196-A											
WASHER (OUTPUT SHAFT NUT)	7B196											
1 25/32 I.D. x 3" O.D. x 5/32 thick	D3HZ 7B196-A											
2 1/4 OD x 1 9/32 ID x 5/32 thick	E3HZ 7B196-A											
RETAINER (BEARING)	7198											
Auxiliary Countershaft front	E3HZ 7198-A											
PLATE (INTERLOCK RETAINER)	7K201											
	E4HZ 7K201-A											
GASKET (GEARSHIFT LEVER HOUSING)	C1TT 7207-A											
Case to interlock Plate, tower gasket	E4HZ 7207-A											
STUD	7C207											
Rear Case Mount, 5/8-11-18 x 3 1/2 long	D3HZ 7C207-A											
Electric Shift Mount, 7/16-14-20 x 2 5/8 long	E3HZ 7C207-A											

1990/
TRUCK SERIES 600/900

DESCRIPTION/RESTRICTIONS	PART NUMBER	TRANSMISSION PARTS LISTS 5CN THRU 5CZ											
		CN	CP	CQ	CR	CS	CT	CU	CV	CW	CX	CY	CZ
DANA (SPICER)													
BOLT	7C209												
2 1/8" Long - 1/2-13 Thd-1/2-20 Thd-stud	D6HZ 7C209-A												
1 3/4" Long - Bolt-5/8"-11 Unc-Thd	D7HZ 7C209-A												
1 7/16" long-1/2-13 Thd. Bolt	E0HZ 7C209-A												
1/2-13 x 1 3/8-self locking	E2HZ 7C209-B												
5/8-11 x 1/2" long	D1HZ 7C209-A												
MF10 x 1.25 THD x 25mm long	E4HZ 7C209-A												
MF10 x 1.25 THD x 30mm long	E4HZ 7C209-B												
MF10 x 1.25 THD x 35mm long	E4HZ 7C209-C												
MF12 x 1.25 THD x 30mm long	E4HZ 7C209-F												
M10 x 1.5 THD x 21mm long	E4HZ 7C209-E												
SEAL (INPUT SHAFT FRONT BEARING RETAINER)	7B215												
2 1/2" O.D. x 5/16" Wide (Front)	D6HZ 7B215-A												
	E4HZ 7B215-A												
	E4HZ 7B215-B												
GEAR (SYNCHRONIZER CLUTCH)	7B218												
Fourth and fifth speed, 33 ext 26 int teeth	E4HZ 7B218-A												
2nd and 3rd speed, 40 ext 33 int teeth	E4HZ 7B218-B												
SPRING (LOW and REVERSE GATE PLUNGER)-14 active coils-15/32" O.D. x 2 1/8" free length	B8QH 7219-B												
2 1/64" free length	B7QH 7219-A												
KEY	7B220												
C/shft-Dr.-3rd & 4th-1 3/4" Lg. x 3/8" square	D7HZ 7B220-A												
C/shft-2nd spd. - 1 3/4" Lg x 3/8" square-3/4" taper	D7HZ 7B220-B												
Countershaft	E0HZ 7B220-A												
Countershaft-1/2" wide x 2" long	E3HZ 7B220-A												
Mainshaft 2nd and 3rd Clutch Gear	370339-S(LL-13)												
HOUSING	7222												
#47-16-1	D6HZ 7222-B												
Cast #C63-16-2	D7HZ 7222-A												
Plug (gearshift housing shifter shaft)-7/8"	74115-S(P-4)												
Bolt-Shift. Hsq. - 3/8" dia. x 16 thd. x 1 1/8" Lg.	376284-S2(BB-291)												
GASKET	7223												
GEARSHIFT HOUSING	B8QH 7223-D												
10 7/8" x 16 3/8"	D6HZ 7223-A												
COVER (SHIFT BAR REAR)	7B227												
	E4HZ 7B227-A												
CUP (BEARING)	7K228												
Countershaft front-No. 3821	E3HZ 7K228-A												
FORK	7230												
Fourth and fifth	B7QH 7230-A												
Fourth and fifth	B8QH 7230-B												
Fourth and fifth	E3HZ 7230-A												
Auxiliary shift	E3HZ 7230-B												
Hex Bolt-Self Lock - 1/2" HD. x 5/16-18 UNC THD x 1 1/8 Lg. - (M/S Frt Brg Cap)	D7HZ 7E230-A												
Capscrew, M6 x 1THD x 25mm long	E4HZ 7E230-A												
FORK	7231												
Low & Rev.	D7HZ 7231-A												
Low and Rev.	D6HZ 7231-B												
GEAR (AUX. MAINSHAFT OUTPUT)	7L231												
40 ext. 26 spur teeth	E3HZ 7L231-A												
PLUNGER (GEARSHIFTER LOCK)	B8QH 7233-B												

NOTICE: When the parts list suffix is shown in the quantity required column, the quantity is one (1).

5 SPEED TRANSMISSION

1990/
TRUCK SERIES 600/900

DESCRIPTION/RESTRICTIONS	PART NUMBER	TRANSMISSION PARTS LISTS 5CN THRU 5CZ											
		CN	CP	CQ	CR	CS	CT	CU	CV	CW	CX	CY	CZ
DANA (SPICER)													
SPRING (GEARSHIFTER SHAFT POPPET)- 8 3/4" active coils-3/8" O.D. x 1 1/8" long	B7QH 7234-A												
11 3/4 active coils-11/32 O.D. x 1 1/4 long	E3HZ 7234-A												
1 3/64 free length, 23/64 OD x 15/64 ID approx. 8 coils	E4HZ 7234-A												
1 1/16 free length, 3/8 O.D. approx. 9 coils	E5HZ 7234-A												
Ball (shifter shaft poppet spring)-3/8" dia.	372720-S(AA-11)												
Ball-Back up Switch - 1/2" Dia. - Steel	353079-S (AA-15)												
PIN	7235												
GEARSHIFT LOCK PLUNGER	B8QH 7235-D												
1" Lg x 7/32" dia	D7HZ 7235-A												
	B7QH 7235-A												
SHAFT	7240												
16 9/16" Lg. x 3/4" O.D. - First & Reverse	D7HZ 7240-A												
12 1/8" long x 5/8" O.D.	D6HZ 7240-A												
SHAFT	7241												
	B8QH 7241-D												
7 11/16" long x 5/8" O.D.	B7QH 7241-A												
PLUNGER (LOW and REVERSE GEAR)-1/2" head dia. x 1" overall length	B7QH 7247-A												
1 5/64 long	E4HZ 7247-A												
WASHER (THRUST)	7E254												
Mainshaft rev.-3 3/4 O.D. x 2 9/16 I.D. x 17/64 thick	E3HZ 7E254-A												
RETAINER (BEARING)	7K264												
Auxiliary mainshaft front	E3HZ 7K264-A												
SUPPORT (SHIFT BAR)	7E274												
Front	E4HZ 7E274-A												
Rear	E4HZ 7E274-B												
BEARING	7K274												
Mainshaft 1st and reverse, 2 row needle. No's K65 x 70 x 40, FDJC 657040	E4HZ 7K274-A												
GATE	7279												
2 1/16" overall length - 3/4" I.D. shaft hole	B8QH 7279-B												
RING (BEARING RETAINING)	7N281												
Pocket bearing-Double ring 1 9/16 ID x 1/16 wide	E4HZ 7N281-A												
PIN	7K287												
Shift finger pivot-3/8 O.D. x 7/8 long, tapered	E3HZ 7K287-A												
Stop-3/8 O.D. x 1 1/4 long, tapered	E3HZ 7K287-B												
FORK	7289												
Second and third	B7QH 7289-A												
6 1/4" span	B8QH 7289-A												
Second and third	E3HZ 7289-A												
MAGNET	7E290												
	E0TZ 7E290-A												
PLATE (INTERLOCK)	7C318												
	E4HZ 7C318-A												
SPACER	7B319												
Aux. input drive gear, 2 7/8 O.D. x 1 31/32 I.D. x 1 1/16" thick	E3HZ 7B319-A												
SMALL PARTS REPAIR KIT	7B331												
	D3HZ 7B331-B												
RETAINER	7B332												
Incl. (7716) oil trough, case front	E4HZ 7B332-A												
Use with E7HT 7004-FA,AFA,AGA,GA, AHA,AJA	E7HZ 7B332-B												
SHAFT	7334												
11 5/32" Lg x 3/4" O.D. Fourth & Fifth	D7HZ 7334-B												
8 1/16" long x 5/8" O.D.	D6HZ 7334-A												

JULY, 1989

COPYRIGHT © 1989-

FORD MOTOR
COMPANY

-DEARBORN, MICHIGAN

NEW ISSUE

1990/
TRUCK SERIES 600/900

5 SPEED TRANSMISSION

DESCRIPTION/RESTRICTIONS	PART NUMBER	TRANSMISSION PARTS LISTS 5CN THRU 5CZ											
		CN	CP	CQ	CR	CS	CT	CU	CV	CW	CX	CY	CZ
DANA (SPICER)													
SCREW (SLOTLESS DRIVE)	7C348												
3/8 head dia. 3/4" long	E4HZ 7C348-A												
ADAPTOR CAP (ELECTRIC SHIFT CONTROL)	7B355												
	E3HZ 7B355-A												
PIN (DOWEL)	7B362												
3/8" O.D. one end 7/16" O.D. other end x 1 1/16 long	D3HZ 7B362-B												
Thrust Washer-Output Sht. RR. - 4" O.D. x 2 1/4" I.D.	D7HZ 7B368-A												
3 35/64 OD x 2 51/64 ID x 7/16 thick	E4HZ 7B368-A												
	E7HZ 7B368-A												
Thrust Washer-Output Sht. First & Rev. 4" O.D. x 2 13/16" I.D.	D7HZ 7A385-A												
Third and fourth, 2 3/4 OD x 1 25/32 ID x 1/4 thick	E4HZ 7A385-A												
CAP (SHIFT CONTROL)	7E401												
Thimble-1" O.D. x 1 1/8 deep	E3HZ 7E401-A												
FORK ASSY. (SECOND-THIRD SHIFT)	7K410												
	E4HZ 7K410-A												
GATE (LOW and REVERSE SHIFTER SHAFT)	7411												
1 11/16" wide - for 3/4" O.D. Shaft - First & Rev.	D7HZ 7411-A												
1 11/16" wide-1 1/8" hole	D6HZ 7411-B												
BOOT (ELECTRIC SHIFT CONTROL)	7E424												
4 3/8 O.D.	E3HZ 7E424-A												
WASHER	7N424												
M/shft pocket brg., 2 O.D. x 21/32 I.D. x 1/4 thick	E3HZ 7N424-A												
INSERT (SHIFT FORK)	7C430												
Second-third-fourth-fifth	E4HZ 7C430-A												
First-reverse	E7HZ 7C430-A												
CONE (BEARING)	7N431												
Mainshaft front-No. 39586	E3HZ 7N431-A												
STUD (MAINSHAFT BEARING CAP)	7B420												
1/2-13-20 x 3 1/4 long	E3HZ 7B420-A												
SPACER (REVERSE IDLER BEARING)	7482												
	D3HZ 7482-B												
WASHER (THRUST)	7R482												
Split-2nd gear	E7HZ 7R482-B												
FORK ASSY. (FORTH-FIFTH SHIFT)	7K487												
	E4HZ 7K487-A												
HOUSING (CLUTCH)	7505												
Use with E7HT 7003-AMA,AMB,ANA,ANB	D7HZ 7505-A												
	D7HZ 7505-B												
Use with E7HT 7003-BEA,AHA,AJA	D9HZ 7505-E												
Use with E7HT 7003-AKA	E2HZ 7505-A												
incl. 7564 Cover assy. and 7A615 bushings	E2HZ 7505-B												
	E4HZ 7505-A												
	E7HZ 7505-G												
Bolt Clutch Housing - 7/16" Dia. - 14 thd. x 1 1/4" Lg.	384960-S100(BB-429)												
Zerk fitting-CL hsg. rel. shaft	87901-S (1-1)												
DUST COVER - CLUTCH HOUSING	D4HZ 7564-A												
Incl. Screws and Washers	E2HZ 7564-A												
BUSHING (CLUTCH RELEASE SHAFT)	C1TT 7A615-A												
1" I.D. x 1 1/8" O.D. x 1 1/2" long													
GASKET (CLUTCH HOUSING TO CASE)	7A619												
	C1TT 7A619-A												
	E0HZ 7A619-A												
TROUGH (TRANSMISSION OIL)	7716												
	E1HZ 7716-A												
	E4HZ 7716-A												
Screw - - Oil Trough, 5/16-18 x 1/2"	386063-S100(BB-911)												

NOTICE: When the parts list suffix is shown in the quantity required column, the quantity is one (1).

1990/
TRUCK SERIES 600/900

5 SPEED TRANSMISSION

DESCRIPTION/RESTRICTIONS	PART NUMBER	TRANSMISSION PARTS LISTS 5CN THRU 5CZ											
		CN	CP	CQ	CR	CS	CT	CU	CV	CW	CX	CY	CZ
DANA (SPICER)													
GASKET (REVERSE IDLER COVER)	7721												
	E4HZ 7721-A												
WASHER (REVERSE IDLER GEAR THRUST)- 1 1/2" I.D. x 2 1/4" O.D. x 3/32" thick	C4TZ 7728-C												
SEAL (MAINSHAFT REAR BEARING CAP)	7918												
4 3/4 O.D. x 3 3/4 shaft dia. x 7/16 wide	E3HZ 7918-A												
SEALER (GASKET FORMING)	19562												
Silicone-2.8 oz. tube	E7TZ 19562-A												
0.2 fl oz.	E1FZ 19562-A												

DESCRIPTION/RESTRICTIONS	PART NUMBER	TRANSMISSION PARTS LISTS 6A THRU 6M												
		A	B	C	D	E	F	G	H	J	K	L	M	
FULLER														
Bearing cone-mainshaft rear	TGAA 1201-A	A		C		E	F	G	H	J				
Bearing cone-countershaft front	B7T 1201-A	A		C		E	F	G	H	J				
Bearing cup-rear bearing	TGAA 1202-A	A		C		E	F	G	H	J				
Bearing cup-input shaft	7EQH 1239	A		C		E	F	G	H	J				
Bearing cone-input shaft	7EQH 1240	A		C		E	F	G	H	J				
Bearing cone-countershaft rear	B5QH 1216-A	A		C		E	F	G	H	J				
Bearing cup-countershaft rear-#3720	9N 4222	A		C		E	F	G	H	J				
Bearing cone-mainshaft front	8M 4630	A		C		E	F	G	H	J				
OIL SEAL (OUTPUT SHAFT BEARING RETAINER)-also refer to group 7918	4813													
Output	D2TZ 4813-B	A		C		E	F	G	H	J				
LOCKSCREW	7L001													
Remote shift shaft	E6HZ 7L001-A	2				2			2					
CASE ASSY.-incl. magnetic chip collectors- #14590	C6TZ 7005-A													
	E7HZ 7005-A	A		C		E		G		J				
	E7HZ 7005-B		B		D									
	F0HZ 7005-A						F							
	F0HZ 7005-B								H					
Stud (case to clutch housing)-5/8"-11-18 x 2 1/16"	374423-S7-8(WW-66)													
Pin (case brake shaft hole plug)-7/8" O.D. x 3/4" long	374427-S(NN-148-F)													
Pin-dowel (case guide pin)-3/8" O.D. x 1" long	374428-S(NN-61)													
Nut-5/8"-18	33850-S7-8(M-72)													
Lockwasher-5/8"	34811-S2(X-71)													
Plug (filler)-1 1/4" pipe	353094-S(PP-34)		AR	AR	AR	AR	F	G	H					
Plug-magnetic (drain)-square socket hd.- 3/4" -14 pipe	353240-SA(PP-52)		AR	AR	AR	E	F	G	H					
Plug-magnetic (drain)-square socket hd.- marked B-3/4"-14 pipe	374506-S(PP-51)		AR	AR	AR	E		G	H					
Ball 3/16"	371350-S(AA-4)	A		3		3		G	3	3				
Plug-1/2"	87675-S(P-17)						F							
SHAFT ASSY.	7B009													
Remote shift	E7HZ 7B009-D	A				E								
Remote shift	E9HZ 7B009-B								H					
PLUG (DRAIN MAGNETIC)	7A010													
	C4TZ 7A010-A	A		C				G	H	J				
ELEMENT (OIL FILTER)-1" I.D. x 2 1/2" O.D.- 2 1/16" long	C1TT 7C012-A													
COVER (OIL FILTER)-6 1/4" x 4 7/8" -2" high (6) 13/32" bolt holes	C1TT 7C013-H													
Bolt (cover to case)-hex. hd.-3/8" -16 x 1"	20388-S8(B-80)													
Lockwasher-3/8"	34807-S8(X-66)													
PLATE (OIL FILTER RETAINER)-6 1/4" x 4 7/8" x 1/16" thick-(6) 13/32" bolt holes	★ C1TT 7C014-A (N/R 3/83)													
WASHER	7L015													
Reverse shift block-#21964	E8HZ 7L015-A		B				F							
#21967	E8HZ 7L015-B		B				F							
SHAFT (INPUT)	7017													
10 splines-18 teeth x 12 1/8" long	D4HZ 7017-F													
23 helical-26 clutch teeth, 13 27/64 long	E7HZ 7017-C	A				E		G	H					
25 teeth	E7HZ 7017-B		B		D									
	E9HZ 7017-C			C						J				
	F0HZ 7017-B						F							
DIPSTICK (OIL CHECK)	7A020													
	E7HZ 7A020-D		B		D									

1990/
TRUCK SERIES 600/900

DESCRIPTION/RESTRICTIONS	PART NUMBER	TRANSMISSION PARTS LISTS 6A THRU 6M											
		A	B	C	D	E	F	G	H	J	K	L	M
FULLER													
BEARING 7025													
Input shaft-51/64" I.D. x 13/16" wide	C6TZ 7025-A	A											
Countershaft-front-25/32" I.D. x 3 15/16" O.D. x 13/16" wide	TGAA 7025-A	2											
Countershaft front	E7HZ 7025-A		B		D								
PIN LOCK 7Z025													
6mm x 28mm	E7HZ 7Z025-A	6		6		6		6	6	6			
3.5mm x 28mm	E7HZ 7Z025-B	6		6		6		6	6	6			
SNAP RING (COUNTERSHAFT REAR BEARING)-1 7/16" free I.D. x 3/32" thick													
Countershaft rear	C8TZ 7030-B		B		D								
SNAP RING (AUXILIARY COUNTERSHAFT BEARING)-4 11/32" I.D. x 4 11/16" O.D. x 3/32" thick													
VENT (CASE)	7034												
1 1/32" long-1/8" pipe thread	D1TZ 7034-A												
2" long x 1 5/8" O.D.-1/4" pipe thread	C7TZ 7034-A		B		D		F						
	E6HZ 7034-A	A				E			H				
COVER (AUXILIARY SHIFT CYLINDER)-4 1/4" x 4 1/4" x 1 1/4" thick-(4) 13/32" holes													
PLATE and PIN ASSY.	7A044												
Reduction synchronizer-7" O.D.-incl. (3) pins equally spaced	C6TZ 7A044-A												
Direct synchronizer-6 1/2" O.D.-incl. (3) pins equally spaced	C6TZ 7A044-B												
NUT (INPUT SHAFT BEARING RETAINER)-3 1/4" O.D. x 2 1/8" -16 internal thread													
Input shaft	C2TZ 7045-A		B		D								
GEAR 7L047													
Countershaft fifth, 38 helical teeth	E7HZ 7L047-B	A		C		E		G	H	J			
Countershaft fifth, 50 helical teeth	E7HZ 7L047-A		B		D								
Countershaft fifth	FOHZ 7L047-A						F						
SEAL (OIL) 7048													
Input	E6HZ 7048-A					E		G					
Input	FOHZ 7048-A						F						
COVER (FRONT BEARING) 7050													
	E9HZ 7050-C			C						J			
6 9/16" O.D. x 1 1/32" wide	D4HZ 7050-A												
Incl. oil seal, brg. race	E7HZ 7050-A	A				E		G	H				
1 3/4" pull type	E7HZ 7050-B		B		D								
	FOHZ 7050-A						F						
GASKET (INPUT SHAFT BEARING RETAINER)-4 21/32" I.D. x 6 1/2" O.D. x 1/64" thick-(6) 13/32" holes													
	C6TZ 7051-F		B		D								
	E7HZ 7051-A	A		C		E	F	G	H	J			
SEAL OIL 7052													
Rear output bearing	E7HZ 7052-A	A	B		D								
RING (RETAINER) 7059													
Mainshaft front bearing, 1 1/4 I.D.-1/16 thick	E7HZ 7059-A	A		C		E	F	G	H	J			
SPACER (INPUT SHAFT)-2 23/32" O.D. x 5/16" wide													
SHAFT (OUTPUT)	7061												
Auxiliary-10 3/4" long-10-13 splines	C6TZ 7061-A												
Main-13 27/32" long-15 splines-kit	D1HZ 7061-A												
28-37-37-38 teeth	E7HZ 7061-C	A		C		E		G		J			
	E7HZ 7061-B		B		D								
	FOHZ 7061-B						F						
	FOHZ 7061-E								H				
1 1/4-18	371000-S(MM-179)	A		C		E		G	H	J			

NOTICE: When the parts list suffix is shown in the quantity required column, the quantity is one (1).

DESCRIPTION/RESTRICTIONS	PART NUMBER	TRANSMISSION PARTS LISTS 6A THRU 6M												
		A	B	C	D	E	F	G	H	J	K	L	M	
FULLER														
SNAP RING														
7064														
Main shaft gear-2 3/4" I.D. x 2 15/16" O.D. x 3/32" thick	C6TZ 7064-A													
Input shaft gear														
Main shaft-1 13/16" I.D. x 2 3/16" O.D. x 3/32" wide	D0HZ 7064-H													
Auxiliary countershaft-rear														
Auxiliary drive gear-3 3/32" I.D. x 3 19/32" O.D. x 1/8" thick	D0HZ 7064-F													
Countershaft drive gear, 2.64mm thick	E7HZ 7064-A	A		C		E		G	H	J				
Countershaft drive gear, 2.415mm thick	E7HZ 7064-B	A		C		E		G	H	J				
Mainshaft second gear, 2.415mm thick	E7HZ 7064-C	A		C		E		AR	AR	AR				
Mainshaft second gear, 2.515mm thick	E7HZ 7064-D	A		C		E		AR	AR	AR				
Mainshaft third gear, 2.4mm thick	E7HZ 7064-E	A		C		E		G	H	J				
Mainshaft fourth gear, 2.415mm thick	E7HZ 7064-F	A		C		E		AR	AR	AR				
Mainshaft fourth gear, 2.515mm thick	E7HZ 7064-G	A		C		E		AR	AR	AR				
Synchro-5th-6th, 1 63/64 free I.D.-5/64 thick	E7HZ 7064-H		B		D									
Speedo gear			B		D									
Mainshaft rear, countershaft front, 2 13/16 free I.D.	E7HZ 7064-J		2		2									
Third-fourth synchro., 2 5/8 free I.D.	E7HZ 7064-K		B		D		F							
Internal-shift yoke, 25.40mm O.D.	E8HZ 7064-A		B				F							
Internal-shift yoke, 22.25mm O.D.	E8HZ 7064-B		B				F							
Countershaft-2 3/4" free I.D.	F0HZ 7064-D						F							
Countershaft-2 1/4" free I.D.	F0HZ 7064-E						F							
Countershaft-2 1/2" free I.D.	F0HZ 7064-F						F							
BEARING														
7065														
Auxiliary countershaft reduction-1 31/32" I.D. x 4 21/64" O.D. x 1 1/16" wide	B7QH 7065-A													
Auxiliary drive gear	C6TZ 7065-A													
Mainshaft rear, Input shaft front	E7HZ 7065-A		2		2									
#18725-32 external-18 internal-15 spline	D8HZ 7A079-A													
FINGER ASSY. (SHIFT)														
7A081														
	E7HZ 7A081-A				D									
	E7HZ 7A081-E	A				E			H					
ROD END (REMOTE SHIFT)														
7B081														
	E7HZ 7B081-B				D									
	E7HZ 7B081-C				D									
RETAINER ASSY.														
7085														
Auxiliary drive gear bearing-7 15/32" O.D. x 1/4" thick-(6) 13/32" and (3) 3/8" -16 holes	C6TZ 7085-A													
Auxiliary rear bearing-1 15/16" long-(6) 13/32" holes	C6TZ 7085-B													
Incl. oil seal, brg. race	E7HZ 7085-A	A		C				G		J				
	E7HZ 7085-B		B		D									
	E7HZ 7085-K					E			H					
	F0HZ 7085-A						F							
GASKET (OUTPUT SHAFT BEARING RETAINER)-4 41/64" I.D. x 6 1/4" O.D.- (10) 13/32" holes														
7086-C														
Shim kit-to include-1 ea. .089-.114, .159-.197, .229-.279, .470-.546 thick	E7HZ 7086-A	AR		AR		AR	AR	AR	AR					
	E7HZ 7086-B		B		D									
FLANGE (OUTPUT SHAFT)-Also refer to Sec. 71 if not listed														
7089														
Use on FOHT 7004-LA	E7HZ 7089-J	A		C		E			H					
	E7HZ 7089-L													
Use on FOHT 7004-KA	E7HZ 7089-U		B		D		F	G	H					
	F0HZ 7089-E											J		

1990/
TRUCK SERIES 600/900

DESCRIPTION/RESTRICTIONS	PART NUMBER	TRANSMISSION PARTS LISTS 6A THRU 6M												
		A	B	C	D	E	F	G	H	J	K	L	M	
FULLER														
SEAL OIL	7N097													
Shift housing	E7HZ 7N097-A				2									
GEAR	7100													
Countershaft reverse-22 teeth-2 1/4" I.D. x 4 1/16" O.D. x 1 3/4" wide	C6TZ 7100-A													
Output shaft first speed-38-18 teeth-7 9/16" dia. x 1 1/8" wide	D0HZ 7100-A													
Mainshaft first, 47 helical-37 clutch teeth	E7HZ 7100-C	A		C		E		G	H	J				
Mainshaft first, 45 helical-34 clutch teeth	E7HZ 7100-B		B		D									
Mainshaft first	F0HZ 7100-A						F							
GASKET	7L101													
Back-up light switch	E8HZ 7L101-A		B				F							
GEAR (AUXILIARY OUTPUT SHAFT REDUCTION)-46-18 teeth-9 5/32" dia. x 1 1/2" wide	D0HZ 7102-A													
Key-woodruff-3/8" x 1 1/4"	H 74190-S(L-16-A)													
HOUSING (REMOTE SHIFT)	7B102													
	E7HZ 7B102-B	A				E			H					
SHAFT (AIR VALVE ACTUATING)-5 1/2" long	E9HZ 7B104-A	H												
CLUTCH (SLIDING)	7106													
First-reverse, 37 int. teeth	E7HZ 7106-B	A		C		E		G	H	J				
First-reverse, 34 int. teeth	E7HZ 7106-A		B		D									
First-reverse	F0HZ 7106-A						F							
RING (SYNCHRONIZER)														
5th-6th synchronizer	C8TZ 7107-A	2		2		2		2	2	2				
3rd-4th synchronizer	E7HZ 7107-A	A		C		E		G	H	J				
5th-6th synchronizer	E7HZ 7107-C				2									
3rd-4th, 1st-2nd synchronizer	E7HZ 7107-B				3									
5th-6th synchronizer	E8HZ 7107-A		2											
3rd-4th, 1st-2nd synchronizer	E8HZ 7107-B		3											
5th-6th Synchronizer	F0HZ 7107-A						2							
3rd-4th Synchronizer	F0HZ 7107-B						2							
LEVER (REMOTE SHIFT SELECT)	7B109													
	E7HZ 7B109-A				D									
GEAR	7110													
Mainshaft fourth, 33 helical-37 clutch teeth	E7HZ 7110-B	A		C		E		G	H	J				
Mainshaft fourth, 37 helical-34 clutch teeth	E7HZ 7110-A		B		D									
Mainshaft fourth	F0HZ 7110-B						F							
COUNTERSHAFT-13 13/16" long x 2 1/4" O.D.	★ D0HZ 7111-A-N/R(9/86)													
GEAR	7112													
Countershaft fourth, 31 helical teeth	E7HZ 7112-B	A		C		E		G	H	J				
Countershaft fourth, 43 helical teeth	E7HZ 7112-A		B		D									
Countershaft fourth	F0HZ 7112-A						F							
COUNTERSHAFT	7113													
	E7HZ 7113-C	A		C		E		G	H	J				
	E7HZ 7113-B		B		D									
	F0HZ 7113-A						F							
SPACER	7115													
Countershaft gear-2 1/4" I.D. x 3" O.D. x 3" long	★ D0HZ 7115-B-N/R(9/86)													
Output shaft gear-15 internal spline-3 5/8" O.D. x 13/32" wide	D0HZ 7115-A													
Mainshaft reverse gear	E7HZ 7115-B	A		C		E		G	H	J				
Countershaft	E7HZ 7115-A		2		2									
SPACER	7117													
Mainshaft first gear, roller bearings-3.50mm thick	E7HZ 7117-E	A		C		E		G	H	J				
BEARING	7118													
Auxiliary countershaft-front-#MA-1307EL or MR-1307EL-1 3/8" I.D. x 3 9/64" O.D. x 13/16" wide	C1TZ 7118-A													

NOTICE: When the parts list suffix is shown in the quantity required column, the quantity is one (1).

DESCRIPTION/RESTRICTIONS	PART NUMBER	TRANSMISSION PARTS LISTS 6A THRU 6M												
		A	B	C	D	E	F	G	H	J	K	L	M	
FULLER														
BEARING 7118 — Cont'd														
Auxiliary main shaft-rear-2 1/2" I.D. x 4 33/64" O.D. x 2 23/32" wide	C6TZ 7118-B													
Mainshaft third	E7HZ 7118-B	2		2		2		2	2	2				
Mainshaft fifth	E7HZ 7118-D	2		2		2		2	2	2				
Mainshaft fourth	E7HZ 7118-C	2		2		2		2	2	2				
Reverse idler shaft	E7HZ 7118-H		2		2		2							
Mainshaft input pocket	E7HZ 7118-J		B		D		F							
Mainshaft 5th, double row	E7HZ 7118-E		B		D		F							
Mainshaft 4th, single row	E7HZ 7118-F		B		D		F							
Mainshaft 3rd, 2nd, 1st and rev. double row	E7HZ 7118-G		4		4		4							
Mainshaft 1st, 2nd and reverse	E7HZ 7118-A			6		6		6	6	6				
WASHER (COUNTERSHAFT THRUST)- 2 17/64" I.D. x 2 3/4" O.D. x 1/8" wide	C6TZ 7119-A													
BUSHING (INPUT SHAFT PILOT)- 1 11/32" I.D. x 1 39/64" O.D. x 3/4" long	D0HZ 7120-C													
SPRING (SHIFT DETENT) 7N120														
	E7HZ 7N120-A	4		4		4		4	4	4				
	E7HZ 7N120-B				D									
SYNCHRONIZER KIT 7124														
Consists of: 7A044 (2), 7B294 (3)	D9HZ 7124-B													
Third-Fourth	E7HZ 7124-A	A												
Fifth-Sixth	E7HZ 7124-B	A		C		E				J				
First-Second	E7HZ 7124-G													
First-Second	E7HZ 7124-D		B		D									
Third-Fourth	E7HZ 7124-E		B		D									
Fifth-Sixth	E7HZ 7124-F		B		D									
First-second	E7HZ 7124-J	A		C		E		G	H	J				
Third-fourth	E7HZ 7124-K			C		E		G	H	J				
Fifth-sixth	F0HZ 7124-A							G	H					
First-second	F0HZ 7124-B							F						
Third-fourth	F0HZ 7124-C							F						
Fifth-sixth	F0HZ 7124-D							F						
BEARING (COUNTERSHAFT REAR)- 1 9/16" I.D. x 3 35/64" O.D. x 29/32" wide	C6TZ 7127-A													
Countershaft rear	E7HZ 7127-A		B		D									
RETAINER (COUNTERSHAFT BEARINGS)- 2 3/4" O.D. x 5/16" thick-(2) 17/32" holes	C6TZ 7135-A													
Front	E7HZ 7135-A	A		C		E	F	G	H	J				
Incl. roll pin	E7HZ 7135-B		B		D									
GEAR 7137														
Countershaft third, 23 helical teeth	E7HZ 7137-C	A				E								
Countershaft third, 31 helical teeth	E7HZ 7137-A		B		D									
Countershaft third, 25 helical teeth	E9HZ 7137-A			C				G	H	J				
Countershaft third	F0HZ 7137-A						F							
SHAFT (REVERSE IDLER GEAR)-4 11/16" long x 1/2" -13" tapped hole one end	D0HZ 7140-A													
	E7HZ 7140-A	A		C		E		G	H	J				
Includes plug	E7HZ 7140-B		B		D									
	F0HZ 7140-A						F							
ROD ASSY. (REMOTE SHIFT) 7B140														
	E7HZ 7B140-A				D									
GEAR 7141														
Reverse idler-21 ext. teeth	E7HZ 7141-C	A		C		E		G	H	J				
Reverse idler-18 ext. teeth	E7HZ 7141-B		B		D		F							

1990/
TRUCK SERIES 600/900

DESCRIPTION/RESTRICTIONS	PART NUMBER	TRANSMISSION PARTS LISTS 6A THRU 6M										
		A	B	C	D	E	F	G	H	J	K	L
FULLER												
GEAR	7142											
Reverse idler-27 teeth-4 55/64" O.D. x 1 1/4" overall width	C6TZ 7142-A											
Main shaft reverse-42 external-18 internal teeth-7 11/32" dia. x 1 3/16" wide	C6TZ 7142-B											
Mainshaft reverse, 45 helical-37 clutch teeth	E7HZ 7142-C	A		C		E		G	H	J		
Mainshaft reverse, 40 helical-34 clutch teeth	E7HZ 7142-B		B		D							
Mainshaft reverse	F0HZ 7142-A						F					
GEAR	7144											
Countershaft second speed-33 helical teeth-2 1/4" I.D. x 5 27/32" O.D. x 2 1/16" wide at hub	C6TZ 7144-A											
Countershaft P.T.O.-R.H.-45 teeth-7 3/4" dia. x 2 1/4" I.D. x 1 1/16" wide	C6TZ 7144-C											
Countershaft P.T.O.-L.H.-47 teeth-8" dia. x 2 1/4" I.D. x 1" wide	C6TZ 7144-B											
Key-woodruff-3/8" x 1 1/4" x 35/64"	74190-S(L-16-A)											
BEARING	7145											
Rev. idler-single row caged roller	E7HZ 7145-A	2		2		2		2	2	2		
WASHER (THRUST)	7149											
Reverse idler	E7HZ 7149-A		2									
GASKET SET	7153-A											
	E7HZ 7153-B		B		D							
	E7HZ 7153-C	A		C		E		G	H	J		
	F0HZ 7153-C						F					
RETAINER (REVERSE IDLER BEARING)-3 7/64" O.D. x 1/2" thick	7155-A											
GEAR (INPUT SHAFT DRIVE)-28 EXTERNAL-18-internal teeth-5 5/32" dia. x 1 1/8" wide	7158-A											
RETAINER	7160											
Segment washer, mainshaft 4th gear	E7HZ 7160-A		B		D		F					
Segment washer, mainshaft 1st and 2nd	E7HZ 7160-B		2		2		F					
GEAR	7B161											
Mainshaft fifth, 27 helical-26 clutch teeth	E7HZ 7B161-B	A		C		E		G	H	J		
Mainshaft fifth, 30 helical-25 clutch teeth	E7HZ 7B161-A		B		D							
Mainshaft fifth	F0HZ 7B161-B						F					
SHIM KIT (COUNTERSHAFT BEARING)	7L161											
To include 1 ea., .089-.114, .159-.197, .299-.279, .470-.546 thick	E7HZ 7L161-A	AR		AR		AR	AR	AR	AR			
SNAP RING (COUNTERSHAFT REVERSE GEAR)-2 1/32" I.D. x 2 15/32" O.D. x 1/8" thick	7162-B											
Countershaft front bearing	E7HZ 7162-A	A		C		E	F	G	H	J		
COVER (POWER TAKE OFF)-large-9 5/8" long x 7 3/8" wide	7165-A		B		D		F					
Cover P.T.O. right side	C6TZ 7165-B		B		D		F					
	7EQ 7165	2		2		2		2	2	2		
Bolt (cover to case)-3/8" -16 x 5/8"	20328-S8(B-76)	12	12	12	12	12	12	12	12	12		
Lockwasher-3/8"	34807-S8(X-66)	12	12	12	12	12	12	12	12	12		
Lockwasher-3/8"-external teeth	351487-S(XX-291)											
GASKET	7166											
Oil filter housing-6 1/4" x 4 7/8" x 1/16" thick-(6) 13/32" holes	E7HZ 7166-A		B		D		F					
Power take off cover-9 1/4" long x 7" wide x 1/32" thick	D1HZ 7166-A		B		D		F					
Gasket (oil filter housing to plate)	C4TZ 7166-A											
WASHER (OUTPUT SHAFT FIRST, SECOND and REVERSE)	7173											

NOTICE: When the parts list suffix is shown in the quantity required column, the quantity is one (1).

DESCRIPTION/RESTRICTIONS	PART NUMBER	TRANSMISSION PARTS LISTS 6A THRU 6M												
		A	B	C	D	E	F	G	H	J	K	L	M	
FULLER														
SPACER (MAIN SHAFT GEAR)-18 external teeth-2 61/64" dia. x 9/32" thick	C6TZ 7173-A													
15 internal teeth-2 5/8" dia. x 1/4" thick	C6TZ 7173-B													
.254" thick	C6TZ 7173-C													
.259" thick	C6TZ 7173-D													
.264" thick	C6TZ 7173-E													
.269" thick	C6TZ 7173-F													
.274" thick	C6TZ 7173-G													
Countershaft front bearing	E7HZ 7173-A	A		C		E	F	G	H	J				
Mainshaft 2nd gear-90mm OD, 65mm ID, 6mm thick, notched	E7HZ 7173-B	A		C		E		G	H	J				
Mainshaft 4th gear-74mm OD, 50mm ID, 6mm thick, notched	E7HZ 7173-C	A		C		E		G	H	J				
3/16" ball	371350-S	2		2		2		2	2	2				
HOSE														
7B175														
17" long	C9TZ 7B175-A													
28" long	D4HZ 7B175-A													
27" long	C6TZ 7B175-A													
GEAR														
7176														
Mainshaft second, 44 helical-37 clutch teeth	E7HZ 7176-B	A		C		E		G	H	J				
Mainshaft second, 41 helical-34 clutch teeth	E7HZ 7176-A		B		D									
Mainshaft second	F0HZ 7176-A						F							
GEAR														
7177														
Countershaft drive-40 helical teeth-2 1/4" I.D. x 7 1/16" O.D. x 1 1/4" wide	C6TZ 7177-C													
Countershaft #A-4519	D8HZ 7177-F													
Countershaft drive, 46 helical teeth	E7HZ 7177-C	A		C		E		G	H	J				
Countershaft drive, 55 helical teeth	E7HZ 7177-B		B		D									
Countershaft drive	F0HZ 7177-A						F							
GASKET (COUNTERSHAFT REAR)														
BEARING CAP)-4 5/8" I.D. x 6" O.D. x 1/32" thick														
	D4HZ 7181-B													
	E7HZ 7181-A	A		C		E	F	G	H	J				
	E7HZ 7181-B		B		D									
HUB (SYNCHRONIZER)														
7183														
First-reverse, 37 ext. teeth	E7HZ 7183-G	A		C		E		G	H	J				
Third-fourth, 37-37 teeth	E7HZ 7183-A	A		C		E		G	H	J				
Fifth-sixth, 28-26 teeth	E7HZ 7183-B	A		C		E		G	H	J				
Fifth-sixth	E7HZ 7183-C		B		D									
Third-fourth	E7HZ 7183-D		B		D									
Reverse	E7HZ 7183-E		B		D									
Fifth-sixth	F0HZ 7183-A						F							
Third-fourth	F0HZ 7183-B						F							
First-reverse	F0HZ 7183-C						F							
YOKE ASSY. (SHIFT)														
7L183														
First-second	E7HZ 7L183-B				D									
GEAR SHIFT LEVER (HOUSING TO GEAR SHIFT HOUSING) 6 5/8" x 5 3/8" x 1/64" thick-(4) 7/16" bolt holes														
	C1TT 7185-A													
	D3TZ 7185-A	A				E	F		H					
	E7HZ 7185-A				D									
	E2HZ 7185-A		B											
CAP (COUNTERSHAFT REAR BEARING)														
	D0HZ 7195-C													
	E7HZ 7195-A	A		C		E	F	G	H	J				
	E7HZ 7195-B		B		D									
Bolt-hex. drilled head-1/2" -20 x 1"	374446-S(BB-366)													
Bolt (cap to case)-3/8" -16 x 1"	20388-S8(B-80)	4	4	4	4	4	4	4	4	4				
Lockwasher-3/8"	34807-S8(X-66)	4	4	4	4	4	4	4	4	4				

1990/
TRUCK SERIES 600/900

DESCRIPTION/RESTRICTIONS	PART NUMBER	TRANSMISSION PARTS LISTS 6A THRU 6M												
		A	B	C	D	E	F	G	H	J	K	L	M	
FULLER														
WASHER	7B196													
Mainshaft nut, 2 1/4 O.D.-1 5/16 I.D. 5/32 thick	E7HZ 7B196-A		B		D									
PIN	7R196													
Switch actuating	E7HZ 7R196-A				D									
PLUG	7N204													
Detent	E7HZ 7N204-A				2									
STUD (TRANSMISSION CLUTCH HOUSING)- 5/8" -11 and 5/8" x 18 x 2 7/16" long	D0HZ 7C207-B		6		6									
SHAFT (DETENT)	7E218													
31/64 O.D. x 3 17/64 long	E7HZ 7E218-A				D									
SPRING	7219													
Auxiliary air valve actuating plunger- 10 1/2 coils-5/8" O.D. x 1 11/16" free length	B8QH 7219-A													
Low and reverse-1 15/32" free length-1/2" O.D.	C8TZ 7219-C													
Fourth and direct-1 1/2" free length-1/2" O.D.	C8TZ 7219-D													
Shift cover detent	C6TZ 7219-E		4						4					
Color-orange	E8HZ 7219-A		B						F					
Color-yellow	E8HZ 7219-B		B						F					
Ball-3/8"	372720-S(AA-11)		6						6					
Ball-1/2"	353079-S(BB-539)		4						4					
Ball-7/16"	353086-S(AA14)	13		13		13			13	13	13			
KEY (COUNTERSHAFT GEAR)														
Rear-3 9/32" long x 5/16" x 5/16"	C6TZ 7B220-A													
Front-4 1/8" long x 5/16" x 5/16"	C6TZ 7B220-B													
Main shaft gear-10 13/16" long	D2HZ 7B220-A													
Countershaft	D6HZ 7B220-A	2		2		2			2	2	2			
HOUSING (SHIFT BAR)	E3HZ 7222-A													
	E7HZ 7222-A	A		C		E			G	H	J			
	E7HZ 7222-B				D									
	E8HZ 7222-B		B						F					
Bolt (aux. cover to case)-hex. head-3/8" -16 x 1"	20388-S8(B-80)	17	17	17	17	17	17	17	17	17	17			
Bolt (housing to case)-3/8" -16 x 1 1/4"	20428-S7-8(B-82)													
GASKET (GEAR SHIFT HOUSING)-16 1/2" x 11 1/2" x .010" thick-(14) 13/32" holes	C6TZ 7223-A													
	E7HZ 7223-A	A		C		E			G	H	J			
	E7HZ 7223-B		B		D				F					
COVER (SHIFT POSITION FINDER)														
	C1TT 7B227-A		B						F					
GASKET (AUXILIARY SHIFT CYLINDER)	7B228													
4" I.D. x 4 3/4" O.D. x .010" thick- (4) 13/32" holes	C6TZ 7B228-A													
Cover-3 3/4" I.D. x 4 3/4" O.D. x .010" thick- (4) 13/32" holes	C6TZ 7B228-B													
	C1TT 7B228-A		B						F					
CUP (BEARING)	7K228													
Countershaft front-#25522	E7HZ 7K228-A	A		C		E	F	G	H	J				
YOKE ASSY. (SHIFT)														
Fifth-sixth-incl. shoes	E7HZ 7230-B	A		C		E			G	H	J			
Fifth-sixth-incl. shoes	E8HZ 7230-A		B											
Fifth-sixth-incl. shoes	F0HZ 7230-A						F							
FORK (GEAR SHIFTER)														
Third and direct speed-2 3/8" inside width- hub x 1 29/32" long	C6TZ 7231-L													
First and reverse speed-2 3/8" inside width	D0HZ 7231-A													
Auxiliary shift-7 5/32" inside width	D1HZ 7231-A													
First and second	E7HZ 7231-B	A		C		E			G	H	J			

NOTICE: When the parts list suffix is shown in the quantity required column, the quantity is one (1).

DESCRIPTION/RESTRICTIONS	PART NUMBER	TRANSMISSION PARTS LISTS 6A THRU 6M												
		A	B	C	D	E	F	G	H	J	K	L	M	
FULLER														
FORK (GEAR SHIFTER)	7231 — Cont'd													
First and second	E8HZ 7231-A		B											
First and second	F0HZ 7231-B						F							
Screw (fork to shaft)-overall length-drilled hex. head-pointed-7/16" -20 x 1 5/32"	371073-S(BB-539)													
7232														
BLOCK (SHIFT)	E7HZ 7232-A	A		C		E		G	H	J				
	E8HZ 7232-B		B				F							
PISTON (AUXILIARY SHIFT)-2 31/32" dia. x 5/8" wide-(2) holes-12-24 thread	C6TZ 7233-A													
7234														
Shift housing detent	E7HZ 7234-A				D									
Reverse shift block	E8HZ 7234-A		B				F							
7K234														
NUT (REMOTE CONTROL LOCK)	E7HZ 7K234-A				D									
1/2-20 L.H. THD	370118-S2(MM24-A)				D									
1/2-20 R.H. THD														
PIN (GEAR SHIFT ROD INTERLOCK)-11/16" long x 2 1/8" O.D.	* D0HZ 7235-A N/R(9/86)													
Interlock cross pin	7EQ 7235	2		2		2		2	2	2				
Interlock	B8QH 7235-A		3				3							
7240														
BAR (SHIFT YOKE)	E7HZ 7240-B	A		C		E		G		J				
Reverse	E7HZ 7240-A			C		E		G		J				
First thru sixth	E8HZ 7240-B		3				3							
Reverse	F0HZ 7240-C									H				
First-second	F0HZ 7240-D									H				
BAR (AUXILIARY SHIFT YOKE)-7 15/32" long x 1" O.D. x 5/8" -18 thread	D2HZ 7241-A													
7241														
BAR (SHIFT YOKE)	E7HZ 7241-B	A												
Third-fourth	E7HZ 7241-E			C		E		G		J				
Third-fourth	F0HZ 7241-C									H				
7242														
BAR (SHIFT YOKE)	E7HZ 7242-A	A												
Reverse shift	E8HZ 7242-A		B											
Reverse shift	F0HZ 7242-A						F							
7E242														
BOOT	E7HZ 7E242-A				D									
Shift housing	E7HZ 7E242-B				D									
Shift housing	E6HZ 7E242-A	A				E				H				
7243														
YOKE ASSY. (SHIFT)	E7HZ 7243-A	A		C		E		G	H	J				
Reverse	E8HZ 7243-A		B											
Reverse	F0HZ 7243-A						F							
7247														
PLUNGER (SHIFT DETENT)	E8HZ 7247-A		2				2							
REGULATOR (AIR PRESSURE)	D0HZ 7B274-B													
7E274														
SUPPORT (SHIFT RODS)	E7HZ 7E274-A	A		C		E		G		J				
(4) holes	E7HZ 7E274-B	A	3	C		E		G	H	J				
(3) holes	E7HZ 7E274-C	A		C		E		G	H	J				
(2) holes	E7HZ 7E274-D				2									
(2) holes	E7HZ 7E274-E				D									
(6) holes	F0HZ 7E274-G									H				
	F0HZ 7E274-F						3							
Fitting (reducer bushing)-1/8"-27 and 1/4"-18	353107-S(II-46)													
Fitting (nipple)-3/8"-18 threads-2" long	371094-S(II-191-G)													

1990/
TRUCK SERIES 600/900

DESCRIPTION/RESTRICTIONS	PART NUMBER	TRANSMISSION PARTS LISTS 6A THRU 6M												
		A	B	C	D	E	F	G	H	J	K	L	M	
FULLER														
BLOCK ASSY. (SHIFT)	7279													
Reverse-incl. springs, pins, balls and plunger	E7HZ 7279-A	A												
Reverse-incl. springs, pins, balls and plunger	E7HZ 7279-C			C		E		G	H	J				
Reverse	E8HZ 7279-A		B				F							
SEAL (OIL)	7A283													
Input	E7HZ 7A283-A		B		D									
Input	D6HZ 7A283-B			C						J				
CYLINDER (AUXILIARY SHIFT)-4 1/4" long-(4) 13/32" mounting holes	D2HZ 7B284-A													
Pin-clevis-1/2" x 1 3/4"	73995-S7(N-32)													
Cotter pin-1/8" x 1"	72035-S7-8(N-51)													
SHIM KIT	7K285													
Bearing cap shim-main and countershaft	E7HZ 7K285-A	A				E			H	J				
GASKET	7L287													
Detent plug	E7HZ 7L287-A		B		2		F							
SEAL ("O" RING AUXILIARY SHIFT PISTON)	7288													
Large-rubber-2 5/8" I.D. x 3" O.D. x 7/32" wide	C6TZ 7288-A													
Small-rubber-47/64" I.D. x 15/16" O.D. x 3/32" thick	C6TZ 7288-B													
Speedo opng.	E7HZ 7288-A		B	C	D		F							
Reverse idler shaft	E7HZ 7288-B		B		D		F							
Reverse idler	E7HZ 7288-C								H					
Remote shift	E6HZ 7288-A					E			H					
For 7L558 brg. retainer	F0HZ 7288-A						F							
FORK (SECOND and THIRD GEAR SHIFTER)-2 9/64" long x 7/16" -20 thread	★ D0HZ 7289-A N/R(9/86)													
Third and fourth-incl. shoes	E7HZ 7289-A	A				E		G	H	J				
Third and fourth-incl. shoes	E8HZ 7289-A		B											
Third and fourth-incl. shoes	F0HZ 7289-A						F							
Screw (fork locking)-drilled head-pointed-7/16" -20 x 1 5/32"	371073-S(BB-539)													
MAGNETIC DISC.	7E290													
	E0TZ 7E290-A		2		2		2			2				
VALVE ASSY. (CONTROL SLAVE)	D0HZ 7D292-A													
Plug (expansion)-7/8"	74115-S(P-4)													
Plug (headless socket pipe)-1/8"-27	87708-S(P-14)													
SPRING (DIRECT SYNCHRO PLATE)-22 coils-9/32" dia. x 1 37/64" free length	C6TZ 7B294-A													
SLEEVE (ADAPTER PLATE ALIGNMENT)-7/8" long x 3/4" large dia. x 1/2" shank dia.-5/16" hole one end and 11/32" dia. other end	C6TZ 7311-A													
GASKET	7314													
Slave valve adapter plate-4" long x 1/64" thick x 1 11/16" wide-(4) 9/32" holes	C6TZ 7314-A													
Slave valve-4" long x 1/64" thick x 2 1/8" wide	C8TZ 7314-A													
PLATE (SLAVE VALVE ADAPTER)-5 3/4" long x 2 3/8" wide-3/4" hole in center of plate	C6TZ 7316-A													
KIT (AIR FILTER REPAIR)	7B331													
K1486, use with 906 trans.	E4HZ 7B331-A													
Plate #18735	D8HZ 7B332-A													
BRACKET (REGULATOR VALVE)	7B333													
#17107	D8HZ 7B333-A													
Nut 1/4-20	33795-S7(M-49)													
Lockwasher 1/4	34805-S8(X-62)													

NOTICE: When the parts list suffix is shown in the quantity required column, the quantity is one (1).

1990/
TRUCK SERIES 600/900

DESCRIPTION/RESTRICTIONS	PART NUMBER	TRANSMISSION PARTS LISTS 6A THRU 6M												
		A	B	C	D	E	F	G	H	J	K	L	M	
FULLER														
SHAFT (SECOND and THIRD)-11 5/16" long x 3/4" O.D.	C8TZ 7334-A													
Fifth-Sixth	E7HZ 7334-A	A		C		E		G		J				
Fifth-Sixth	F0HZ 7334-C								H					
WASHER (AUXILIARY OUTPUT SHAFT REDUCTION GEAR)	7B334													
2 1/2" I.D. x 4 1/4" O.D. x 5/16" thick	C6TZ 7B334-A													
Front-2 1/2" I.D. x 3 5/32" O.D. x 15/32" thick	C6TZ 7B334-B													
WASHER	7N335													
Reverse shift block-#21963	E8HZ 7N335-A		B				F							
CLUTCH (AUXILIARY SLIDING)-18 external clutch-13 internal spline teeth-7 13/16" O.D. x 1 43/64" wide	D0HZ 7B338-B													
GEAR (MAIN SHAFT SECOND SPEED)-36 external-18 internal teeth-6 11/32" dia. x 1 1/4" wide	C6TZ 7B340-A													
Mainshaft third, 39 helical-37 clutch teeth	E7HZ 7B340-B	A				E								
Mainshaft third, 39 helical-34 clutch teeth	E7HZ 7B340-A		B		D									
Mainshaft third, 42 helical-37 clutch teeth	E9HZ 7B340-B			C				G	H	J				
Mainshaft third	F0HZ 7B340-A						F							
GEAR (MAIN SHAFT SLIDING CLUTCH)-18 external teeth-15 internal teeth-2 61/64" dia. x 1 5/8" wide	C9TZ 7B341-A													
GASKET (CASE REAR PLATE)-19" long x .010" thick x 13" wide	C6TZ 7B343-B													
LINK (REMOTE SHIFT PIVOT)	7D354													
	E7HZ 7D354-B				D									
BAR (FIRST and REVERSE SPEED SHIFT FORK)-3/4" dia. x 9 27/32" long	D0HZ 7358-A													
SHAFT	7R359													
Shift-6 3/4" long, 1" OD-tapered middle	E7HZ 7R359-A				D									
Shift-6 3/4" long, 1" OD	E7HZ 7R359-B													
Shift	E7HZ 7R359-C				D									
YOKE ASSY. (SHIFT)	7R360													
Reverse	E7HZ 7R360-A				D									
DOWEL (TRANSMISSION CASE)-1 7/16" long x 3/4" O.D.	C6TZ 7B362-A													
NUT	7B364													
Output shaft-1 1/4-18 self locking	E7HZ 7B364-A		B		D		F							
NUT (AUXILIARY MAIN SHAFT STOP)-2 49/64" hex. x 2"-16	C6TZ 7B364-A													
BEARING (REVERSE IDLER GEAR)-1 7/8" O.D. x 1 1/4" O.D.	C6TZ 7B369-A													
BRACKET (REMOTE SHIFT PIVOT)	7A371													
	E7HZ 7A371-B				D									
WASHER (SEGMENT)	7A385													
Mainshaft 4th gear	E7HZ 7A385-A		2		2		2							
Mainshaft 1st and 2nd gear	E7HZ 7A385-B		4		4		2							
PIN	7D385													
Detent selection	E7HZ 7D385-A				D									
	E8HZ 7D385-A		2				2							
KIT (BASIC OVERHAUL)	7C391													
K1041, use with 906 trans. - - Pull type clutch, 1 3/4" input shaft	E4HZ 7C391-A													
K1042, use with 906 trans. - - Pull type clutch, 2" input shaft	E4HZ 7C391-B													
KIT (BASIC REBUILD)	7C391													
K1854, use with 906 trans.	E4HZ 7C391-G													

1990/
TRUCK SERIES 600/900

DESCRIPTION/RESTRICTIONS	PART NUMBER	TRANSMISSION PARTS LISTS 6A THRU 6M											
		A	B	C	D	E	F	G	H	J	K	L	M
FULLER													
SHOE (SHIFTFORK)	7B403												
	C6TZ 7B403-A	6		6		6		6	6	6			
	E8HZ 7B403-A		6				6						
YOKE ASSY. (SHIFT)	7K410												
Fifth-sixth	E7HZ 7K410-A				D								
"O" RING SEAL (SHIFT CYLINDER)- 63/64" I.D. x 1 1/8" O.D. x 9/64" thick	C6TZ 7B411-A												
ELBOW (AIR HOSE)-3/8" female thread x 1/4" -18 male thread	D2TZ 7B417-A												
SPACER (REVERSE IDLER GEAR SHAFT)- 11/16" I.D. x 1 1/2" O.D. x 7/32" thick	C6TZ 7482-A												
1 5/8" long	E7HZ 7482-A	A		C		E		G	H	J			
WASHER (THRUST)	7R482												
Mainshaft rear bearing	E7HZ 7R482-A	A		C		E		G	H	J			
YOKE ASSY. (SHIFT)	7K487												
Third-fourth	E7HZ 7K487-A				D								
COVER (SHAFT HOUSING)	7488												
	E7HZ 7488-A				D								
HOUSING and BUSHING ASSY. (CLUTCH)- #16329	D0HZ 7505-A												
	E7HZ 7505-A	A					F	G					
Incl. bushing 7508	E7HZ 7505-B												
Incl. bushing 7508	E7HZ 7505-D		B		D								
PIN (AIR VALVE ACTUATING)-2 13/16" long 5/16" dia. shank-3/4" collar-9/16" plunger	C6TZ 7A507-A												
BUSHING (CLUTCH HOUSING PEDAL SHAFT)	7508												
1" I.D. x 1 1/8" O.D. x 1" long	C6TZ 7508-A		8		8								
1" I.D. x 1 1/8" O.D. x 1 5/8" long	C6TZ 7508-B												
	E3HZ 7508-A						4	4					
RETAINER (COUNTERSHAFT REAR BEARING)	7L558												
	E7HZ 7L558-A	A		C		E		G	H	J			
	F0HZ 7L558-A						F						
COVER (CLUTCH HOUSING DUST) (2) mounting holes	C6TZ 7564-A		B		D								
	E3HZ 7564-A	A					F	G					
Screw-5/16" x 18 x 5/8"	355204-S7(BB-659)	2	2	2	2	2	2	2					
GASKET (CLUTCH HOUSING TO TRANSMISSION CASE)	C6TZ 7A619-B												
	E7HZ 7A619-A		B		D								
SNAP RING (AUXILIARY REDUCTION GEAR)- 3 23/32" I.D. x 4 3/16" O.D. x 3/32" wide	C6TZ 7A628-A												
TROUGH (OIL)	7716												
	F0HZ 7716-A						F						
WASHER (REVERSE IDLER GEAR THRUST)- 1 1/18" I.D. x 2 11/32" O.D. x 13/64" thick	C6TZ 7728-A												
	E7HZ 7728-A	2		2		2		2	2	2			
	E7HZ 7728-B		B		D								
BUSHING	7808												
Shift housing	E7HZ 7808-A				2								
Remote shift	E6HZ 7808-A	3				3			3				
LEVER (REMOTE OUTER SHIFT)	7811												
	E7HZ 7811-A				D								
OIL SEAL (AUXILIARY REAR BEARING cover)-3 3/4" I.D. x 4 1/4" O.D. x 15/32" wide	E4HZ 7918-B												
SEALER (GASKET FORMING)	19562												
Silicone 0.2 fl. oz.	E1FZ 19562-A				AR	AR							

NOTICE: When the parts list suffix is shown in the quantity required column, the quantity is one (1).

DESCRIPTION/RESTRICTIONS	PART NUMBER	TRANSMISSION PARTS LISTS 7A THRU 7M												
		A	B	C	D	E	F	G	H	J	K	L	M	
SEAL (OUTPUT SHAFT BEARING RETAINER OIL)-Refer to group 7052	4813													
CASE ASSY.	7006													
Auxiliary-	D9HZ 7006-A													
Main-	D8HZ 7006-B													
	E1HZ 7006-A													
Main	E2HZ 7006-A													
Auxiliary	E2HZ 7006-B													
	E7HZ 7006-A	A												
Auxiliary	E6HZ 7006-A													
Main	E6HZ 7006-B													
Bolt-hex. head-1/2"-13 x 1 1/2"	20472-S7 (BB-122-A)	6												
SPACER	7L007													
Speedometer drive gear	F0HZ 7L007-A	A												
PLUG (CASE-MAGNETIC)	7A010													
Drain-3/4"-14 x 4" long-square head	D3HZ 7A010-A	A												
3/4"-14 x 1 1/4" long-square head	D3HZ 7A010-C	2												
SHAFT (INPUT DRIVE)	7017													
10 splines-24 drive, 15 spur teeth-15 1/64" long	E1HZ 7017-B													
10 Splines-28 teeth-13 5/16" long	D8HZ 7017-B													
10 splines, 17 drive teeth, 12 9/16" long	E2HZ 7017-A													
	E7HZ 7017-G													
	F0HZ 7017-A	A												
WASHER (MAINSHAFT THRUST)	7019													
15 internal teeth-3 9/64" O.D. x 1/8" thick	D3HZ 7019-H													
17 external teeth-2 1/16" I.D. x 1/4" thick	D3HZ 7019-K													
13 internal teeth-2 41/64" O.D. x 1/8" thick	D3HZ 7019-L													
19 internal teeth-3 23/32" O.D. x 9/64" thick	D8HZ 7019-A													
24 external teeth-2 57/64" I.D. x 9/64" thick	D8HZ 7019-C													
20 external teeth-2 7/16" I.D. x 11/64" thick	D8HZ 7019-B	2												
18 internal teeth-3 47/64" O.D.	E1HZ 7019-B													
15 internal teeth-3 1/8" O.D.	E1HZ 7019-A													
17 external teeth-mainshaft	F0HZ 7019-A	A												
48 internal teeth-mainshaft	F0HZ 7019-B	5												
36 internal teeth-mainshaft	F0HZ 7019-C	2												
22 internal teeth-mainshaft	F0HZ 7019-D	A												
RING (RETAINING)	7026													
Input shaft bearing cap	E7HZ 7026-A	A												
SNAP RING	7030													
Shift bracket plunger-5/16" I.D. x 3/8" O.D. x .025" thick	D3HZ 7030-E	A												
4" O.D. x 7/64" thick	D8HZ 7030-A													
Mainshaft rev. gear-4 5/64" free O.D. 1/8" thick	E2HZ 7030-A	2												
Mainshaft, 4th and 5th gear internal stop	F0HZ 7030-A	2												
WASHER (OUTPUT SHAFT THRUST)-	D3HZ 7033-A													
1 25/64" I.D. x 2 5/8" O.D. x 1/4" thick														
Washer mainshaft-2 3/4" O.D. x 1 25/64" I.D.	E2HZ 7033-A													
PIN (BLOCKER)-7/16" dia x 1 1/2" long-see also 7233	D4HZ 7033-A													
VENT ASSY. (CASE)-3/8"-18 x 1 31/64" long-gearshift housing	B7T 7034-A													
	C6TZ 7034-B	A												
NUT (MAINSHAFT) 1 3/4"-12 thd.	D8HZ 7045-A													
1 3/4"-16 thd.	E2HZ 7045-A	A												
RETAINER (INPUT SHAFT BEARING)-	D3HZ 7050-A													
2 1/2" I.D. x 7 3/4" O.D. x 1" wide														
Incl. 7A283 seal	E2HZ 7050-A													
Incl. seal	E7HZ 7050-D	A												
Bolt-hex. head-3/8"-16 x 1 1/8"	376284-S2(BB-291)	4												

1990/
TRUCK SERIES 600/900

SPICER 7 SPEED
TRANSMISSION

DESCRIPTION/RESTRICTIONS	PART NUMBER	TRANSMISSION PARTS LISTS 7A THRU 7M													
		A	B	C	D	E	F	G	H	J	K	L	M		
GASKET (INPUT SHAFT BEARING RETAINER)-3 1/2" I.D. x 7 23/32" O.D. x 1/32" thick	D3HZ 7051-A	A													
SEAL (OUTPUT SHAFT REAR BEARING CAP)- 3 3/4" I.D. x 4 3/4" O.D. x 1/2" wide	D3HZ 7052-A														
	E7HZ 7052-C	A													
	F0HZ 7052-A	A													
SHAFT (OUTPUT)	7061														
Auxiliary-24 teeth-20 splines x 8 1/8" long	D3HZ 7061-A														
Mainshaft-21 39/64" long-13-15-19-16 teeth	D8HZ 7061-B														
Mainshaft-15-18-20 teeth, 27 25/32 long	E1HZ 7061-D														
Mainshaft-rear unit, 24-20 teeth	E2HZ 7061-A														
Mainshaft-13-15-18 teeth 21" long	E2HZ 7061-B														
Mainshaft-15-18-20 teeth 21 23/32" long	E2HZ 7061-C														
Mainshaft	F0HZ 7061-A	A													
COLLAR (OUTPUT SHAFT CLUTCH)	7A061														
Fourth and fifth; 15 int.-20 ext. teeth Second and third	D6HZ 7A061-B														
Sixth and seventh-13 internal-20 external teeth fourth and fifth	D3HZ 7A061-A														
24 internal teeth, 15 clutch teeth	E2HZ 7A061-A														
Fourth and fifth mainshaft clutch	F0HZ 7A061-A	A													
First and reverse, second and third M/S cl.	F0HZ 7A061-B	2													
Sixth and seventh mainshaft clutch	F0HZ 7A061-C	A													
COLLAR (CLUTCH)- 20 internal teeth x 5 1/2" O.D.	D3HZ 7A061-B														
First and reverse-24 ext., 19 int. teeth	D8HZ 7A061-A														
Fifth-20 ext., 13 int. teeth Fourth	D6HZ 7A061-A														
6th and 7th, 15 int.-20 ext. teeth	E1HZ 7A061-B														
First and rev., 2nd and third-18 int.-24 ext. teeth	E1HZ 7A061-A														
SNAP RING - Unless listed below serviced only in D3HZ 7B331-A kit	7064														
2" I.D. x 7/64" thick	D8HZ 7064-A	2													
Drive gear	F0HZ 7064-A	A													
Mainshaft, external small	F0HZ 7064-B	2													
Mainshaft, external	F0HZ 7064-C	A													
2 7/8" I.D. x 3/32" thick	D8HZ 7064-B														
Countershaft rear backing; 1 21/32" I.D.	E1HZ 7064-A														
Mainshaft, 2 55/64 Free I.D. x 3/32" thick	E1HZ 7064-B														
Mainshaft-1 57/64" free I.D. x 3/32" thick	E2HZ 7064-A														
Input shaft front bearing	E7HZ 7064-L	A													
BEARING	7065														
Input shaft-front-3 11/32" I.D. x 5 29/32" O.D.- 6 9/32" O.D. of snap ring	D3HZ 7065-D														
Auxiliary output shaft- 2 3/4" I.D. x 4 5/16" O.D.- Mainshaft rear	D3HZ 7065-E	A													
2 3/8" I.D. x 5 1/8" O.D. x 1 7/32" wide- 5 1/2" O.D. over snap ring-with															
Auxiliary output shaft pocket-1 3/8" I.D. x 2 27/32" O.D. x 11/16" wide	D4HZ 7065-C														
Drive gear front-3 13/16" O.D. x 2 11/64" I.D.	E2HZ 7065-A														
Input shaft	E7HZ 7065-C	A													
SPACER (OUTPUT YOKE SPEED GEAR) 3 1/2" O.D. x 3 1/64" I.D.	★ E1HZ 7072-B r/b D7HZ 7L007-A														
CAP ASSY. (REAR BEARING)	7085														
Incl. seal	E7HZ 7085-L														
Incl. seal	E6HZ 7085-D														

NOTICE: When the parts list suffix is shown in the quantity required column, the quantity is one (1).

DESCRIPTION/RESTRICTIONS	PART NUMBER	TRANSMISSION PARTS LISTS 7A THRU 7M														
		A	B	C	D	E	F	G	H	J	K	L	M			
GASKET (OUTPUT SHAFT BEARING RETAINER)-5 9/16" I.D. x 1/32" thick	D3HZ 7086-B	A														
YOKE (END)	7089															
#1760, use with FOHT-EKA,EGA,EMA	F0HZ 7089-A	A														
#1710, use with FOHT-EFA,EJA	F0HZ 7089-B	A														
#1810, use with FOHT-EHA,ELA,ENA	F0HZ 7089-C	A														
GEAR (OUTPUT SHAFT)	7100															
First and second-64 ext.-24 int. teeth	D8HZ 7100-A	A														
48 spur-15 clutch teeth	D9HZ 7100-B															
40 spur-15 clutch teeth	D9HZ 7100-C															
42 ext. teeth-15 clutch teeth	E2HZ 7100-A															
42 helical, 24 clutch teeth	E6HZ 7100-B															
DRIVE GEAR	7101															
34 ext. teeth-15 clutch teeth-10 splines	E2HZ 7101-A															
GEAR (MAINSHAFT FOURTH)	7110															
40 teeth	E1HZ 7110-A															
40 teeth	F0HZ 7110-A	A														
GEAR (COUNTERSHAFT FOURTH)	7112															
37 ext. teeth	E1HZ 7112-C	2														
COUNTERSHAFT	7113															
15 teeth-19 1/16" long	D8HZ 7113-A															
20 teeth-6 21/32" long	D8HZ 7113-B															
20-13 ext. teeth-7 53/64" long	D9HZ 7113-B															
Left side-15 ext., 20 3/16 long	E1HZ 7113-D															
15 teeth-18 7/8" long	E2HZ 7113-E															
Aux. left, 24 ext. teeth	E2HZ 7113-A															
Aux. right, 24-13 ext. teeth	E2HZ 7113-B															
Left Side-15 ext. teeth-19 63/64" long	E2HZ 7113-D															
Right Side-15-13 ext. teeth-21 13/32" long	E2HZ 7113-C															
Left side	E7HZ 7113-F	A														
Right side	E7HZ 7113-G	A														
GEAR (COUNTERSHAFT SECOND)	7114															
57 ext.-teeth	E1HZ 7114-A	2														
BEARING (COUNTERSHAFT)-FRONT- incl.snap ring-2 5/32" I.D. x 4 3/4" O.D. x 1 9/64" wide	B9TT 7118-A	2														
BEARING (INPUT SHAFT PILOT)	7120															
Input shaft pocket roller	F0HZ 7120-A	A														
1 1/8" I.D. x 1 1/2" O.D. x 3/4" wide	D3HZ 7120-A															
2 3/64" O.D. x 63/64" I.D.	E2HZ 7120-A															
Needle, aux. m/shaft o/put gr.	D6HZ 7120-A															
BEARING (COUNTERSHAFT)	7127															
Front unit-rear-1 49/64" I.D. x 3 11/32" O.D. x 29/32" wide	D3HZ 7127-A															
Rear unit-1 31/32" I.D. x 3 5/32" O.D. countershaft front	D3HZ 7127-B															
Cup aux.-c/shft. RR-#JLM 506810	D7HZ 7127-A															
Cone aux.-c/shft. RR-#JLM 506849	D7HZ 7127-B															
Countershaft RR-3 11/32" O.D. x 1 49/64" I.D.	E2HZ 7127-B															
Countershaft rear	E7HZ 7127-D	2														
WASHER (COUNTERSHAFT RETAINING)	7135															
3 1/8" O.D.-25/32 I.D.	E1HZ 7135-A															
Third-20 ext. teeth-2 5/16" I.D. x 3 5/16" O.D. x 2 1/16" wide	D4HZ 7137-A															
Second																
Third-32 ext. teeth	D8HZ 7137-A	2														
SHAFT (REVERSE IDLER GEAR)- 1" O.D. x 5 3/16" long	D3HZ 7140-A	2														

1990/
TRUCK SERIES 600/900

DESCRIPTION/RESTRICTIONS	PART NUMBER	TRANSMISSION PARTS LISTS 7A THRU 7M												
		A	B	C	D	E	F	G	H	J	K	L	M	
GEAR 7142														
Reverse idler-21 teeth-3 57/64" O.D. x 2 15/16" O.D.	D3HZ 7142-A	2												
Reverse-64 ext.-24 int. teeth-10 59/64" O.D.	D8HZ 7142-A													
64 ext.-24 int. teeth	E2HZ 7142-A	A												
Third-52 ext.-20 int. teeth	D8HZ 7144-B													
Second														
Fifth-40 ext. teeth	D8HZ 7144-A													
Fourth														
Sixth and P.T.O. drive-43 ext. teeth	E1HZ 7144-B	2												
BEARING (REVERSE IDLER SHAFT)-1" I.D. x 1 5/16" O.D. x 1" wide	D3HZ 7145-A	4												
GASKET SET 7153														
	D3HZ 7153-B													
	E2HZ 7153-A													
	E6HZ 7153-B													
	E6HZ 7153-C	A												
GEAR (OUTPUT SHAFT) 7158														
Fifth-38 ext.-20 int. teeth	D8HZ 7158-A													
Fourth														
Fourth-44 ext.-20 int. teeth	D8HZ 7158-B													
Third														
O'Drive-24 ext.-17 int. teeth	D8HZ 7158-C													
Mainshaft fifth-34 ext.-20 int. teeth	E1HZ 7158-C													
Input-28 ext.-17 int. teeth - - use with 7017	E2HZ 7158-A													
Input drive-28 teeth	E7HZ 7158-E													
Input drive-24 teeth	FOHZ 7158-B	A												
Mainshaft fifth	FOHZ 7158-A	A												
GEAR 7B161														
Mainshaft sixth, 24 teeth	FOHZ 7B161-A	A												
Countershaft fifth, 44 teeth	E1HZ 7B161-B	2												
COVER (POWER TAKE-OFF) 7165														
6 1/4" long x 4 7/8" wide-(6) holes	BB 7165	2												
9 1/4" long x 7" wide-(8) holes	C9HZ 7165-A													
Gearshift housing aperture	D4HZ 7165-D													
Screw-hex. head-5/16"-18 x 5/8"	20326-S7-8(B-49)	4												
Bolt-hex.head-3/8"-16 x 3/4"	20348-S8(B-77)	6												
Bolt-hex.head-7/16"-14 x 3/4"	20348-S2(B-77)	8												
Bolt-hex. head-3/8-16 x 3/4-self locking	382965-S100 (BB-429-UD)	12												
GASKET (POWER TAKE-OFF COVER) 7166														
6 holes	B9TT 7166-C													
8 holes	C9HZ 7166-A													
6 hole cover	E7HZ 7166-A													
8 hole cover	E7HZ 7166-B													
CUP (REAR UNIT COUNTERSHAFT BEARING)-3 7/32" O.D. x 21/32" wide	D3HZ 7169-A													
WASHER (THRUST) 7173														
24 ext.-3 11/64" I.D.	E1HZ 7173-B	4												
HOSE (AIR FILTER and REGULATOR TO PISTON)-13 1/2" long-fitting each end	C7TZ 7B175-D													
GEAR(MAINSHAFT SECOND) 7176														
58 ext.-24 int. teeth	E1HZ 7176-C	A												

NOTICE: When the parts list suffix is shown in the quantity required column, the quantity is one (1).

DESCRIPTION/RESTRICTIONS	PART NUMBER	TRANSMISSION PARTS LISTS 7A THRU 7M											
		A	B	C	D	E	F	G	H	J	K	L	M
GEAR (COUNTERSHAFT) 7177													
Auxiliary-28 teeth-6" O.D. x 2 3/4" wide	D3HZ 7177-D												
O'Drive-54 ext. teeth x 9 13/32" O.D.	D8HZ 7177-B												
Drive-49 ext. teeth x 8 23/32" O.D.	D8HZ 7177-C												
Fourth-28 ext. teeth x 5 21/32" O.D.	D8HZ 7177-D												
Third													
Forward gear-33 ext. teeth-7 1/64" O.D.	E2HZ 7177-A												
57 ext. teeth	E1HZ 7177-E												
Drive-57 teeth	E7HZ 7177-F	A											
SNAP RING 7178													
Drive gear retaining-2 7/16" I.D.	D2HZ 7178-B												
GASKET 7181													
Auxiliary shift cylinder cover- 2 13/16" I.D. x 3 1/2" x 3 1/2" x 1/32" thick- serviced only in D3HZ 7B411-B kit	* D3HZ 7181-B												
Gearshift housing- 2 3/4" I.D. x 3 7/8" x 2 7/8" x 1/32" thick- also serviced in D3HZ 7B411-B kit	D3HZ 7181-C												
Countershaft rear bearing cap	D9HZ 7181-A												
Countershaft rear bearing cap	D8HZ 7181-A												
Countershaft rear bearing cap	E1HZ 7181-B												
Countershaft rear bearing cap	E2HZ 7181-A												
Piston housing	E2HZ 7181-B												
CAP 7195													
Bolt-hex.head-3/8"-16 x 1 1/8"	371186-S(BB-441)	2											
Mainshaft	D8HZ 7195-C												
Countershaft rear bearing cap right hand side	D9HZ 7195-C	2											
Left hand side	E1HZ 7195-B												
	D8HZ 7195-A												
Mainshaft aux. incl. 7052 seal	F0HZ 7195-A	A											
Bolt 3/8-16 x 1 1/8	354135-S7/8(BB155A)	8											
Bolt-hex.head-1/2"-13 x 2 1/2"	58679-S(B-126-B)	2											
Bolt-hex.head-1/2"-13 x 1 1/2"	20472-S(BB-122-A)	4											
WASHER (OUTPUT SHAFT NUT)-Main or Aux. 1 25/32" I.D. x 3" O.D. x 5/32" thick	D3HZ 7B196-A	A											
GASKET (CONTROL HOUSING) 7207													
W/forward cntrl. housing	D4HZ 7207-A	A											
	C1TZ 7207-A												
W/center cntrl. housing	E2HZ 7207-A	A											
STUD (SHIFTER HOUSING)- 5/8-11 x 5/8-18 x 3 1/2 long	D3HZ 7C207-A	2											
NUT 7B208													
	D3HZ 7B208-C												
BOLT-see also 7B443	D1HZ 7C209-A												
Bolt clutch housing; 5/8-11 x 1 3/4"	D7HZ 7C209-A												
Bolt clutch housing; 5/8-11 x 2"	E1HZ 7C209-A	16											
Bolt clutch housing; 3/8-16 x 3"	E1HZ 7C209-B	4											
Bolt 1/2-13 x 1 1/8" - - Mainshaft RR brg. retainer	E2HZ 7C209-A												
Bolt 1/2-13 x 1 3/4" - - Countershaft drive gear retainer	E1HZ 7C209-C												
KEY (COUNTERSHAFT GEAR) 7B220													
3/8" x 1/2" x 1 23/32"	357630-S(LL-10)	12											
Rear unit	D3HZ 7B220-D												
9 1/8" long x 3/8" square	D8HZ 7B220-A												
3/8" x 1 1/2" long	E1HZ 7B220-A												
Countershaft drive-3/8" wide x 1 3/8" long	E2HZ 7B220-A												

1990/
TRUCK SERIES 600/900

DESCRIPTION/RESTRICTIONS	PART NUMBER	TRANSMISSION PARTS LISTS 7A THRU 7M												
		A	B	C	D	E	F	G	H	J	K	L	M	
HOUSING ASSY. (SHIFTER)	7222													
Forward control	E1HZ 7222-A													
Center control	E1HZ 7222-C													
Forward control	E6HZ 7222-D													
Center control	E6HZ 7222-E													
	E6HZ 7222-F													
Forward control	E7HZ 7222-D													
Center control	E7HZ 7222-E													
18 7/32" x 13 3/4"	D4HZ 7222-A													
Mainshaft aux. incl. 7052 seal	F0HZ 7195-A	A												
Bolt 3/8-16 x 1 1/8	354135-S7/8(BB155A)	8												
Bolt-hex. head-3/8"-16 x 1 1/8"	376284-S2(BB-291)	10												
Plug oil return-1/2"-14 x 3/4" long	87653-S(P-13)	A												
GASKET	7223													
Gearshift housing-	D3HZ 7223-B													
18 7/32" x 13 1/4" x 1/32" thick														
Auxiliary Case Cover-rear	D6HZ 7223-B													
Auxiliary Case-rear	E2HZ 7223-A													
FORK (GEAR SHIFTER)	7230-1													
FORK and ROD ASSY. (AUXILIARY SHIFT)	D3HZ 7230-C													
Auxiliary Shift	E2HZ 7230-A													
First and reverse-3 1/4" inside width	D8HZ 7231-A													
First and Reverse	E1HZ 7231-B													
Second and Third														
Second and Third	E1HZ 7231-C													
Fourth and Fifth, w/forward cntrl. housing	E1HZ 7230-A	A												
Fourth and Fifth, w/center cntrl. housing	E1HZ 7230-B	A												
First and reverse	E1HZ 7231-B	A												
Sixth and Seventh	E1HZ 7231-D													
Second and third	E6HZ 7231-C	A												
Fourth-2 13/32" inside width	D3HZ 7230-B													
Fifth and sixth-2 13/32" inside width	D3HZ 7230-A													
Sixth and seventh	F0HZ 7231-A	A												
PIN (GEAR SHIFT BLOCKER)	7233													
PISTON (AUXILIARY SHIFT FORK)-	D3HZ 7233-A													
1/2" I.D. x 2 1/4" O.D. x 1/2" wide														
7/16" O.D. x 1" long, see also 7033	D3HZ 7233-B													
1/2" O.D. x 13/16" long-rounded both sides	D3HZ 7233-C													
	E7HZ 7233-A													
Fifth and sixth-Poppet	E7HZ 7233-B													
	F0HZ 7233-A	3												
SPRING (SHIFTER SHAFT POPPET)	7234													
Low and reverse-2" free length-13 coils	D3HZ 7234-A	A												
Fifth and sixth-7/8" free length-6 coils	D3HZ 7234-B													
27/64" O.D. x 1 19/64" long	D8HZ 7234-A													
Interlock-1/2" O.D. x 1" Free length	E1HZ 7234-A													
Shift rod poppet-interlock	E7HZ 7234-D	4												
Shift rod poppet	B9TT 7234-A													
	E6HZ 7234-B													
Shift bracket (7411) pilot pin	F0HZ 7234-A	A												
Shift bracket (7411) plunger pin	F0HZ 7234-B	A												
PIN (GEARSHIFT ROD INTERLOCK)-	C1TT 7235-A	2												
1/4" O.D. x 11/16" long														
	E7HZ 7235-A													
Ball shift rod poppet, 7/16" dia	353086-S(AA-14)	4												
Ball neutral safety switch, 1/2" dia.	353079-S (AA-15)	A												

NOTICE: When the parts list suffix is shown in the quantity required column, the quantity is one (1).

DESCRIPTION/RESTRICTIONS	PART NUMBER	TRANSMISSION PARTS LISTS 7A THRU 7M												
		A	B	C	D	E	F	G	H	J	K	L	M	
SHAFT (GEARSHIFT)	7240-1													
First and reverse, w/center cntrl. housing	F0HZ 7240-A	A												
First and reverse, w/forward cntrl. housing	F0HZ 7240-B	A												
Auxiliary Shift-11 11/16" long, 7/8" dia.	E2HZ 7240-C													
7/8" O.D. x 11 11/16" long- Low and reverse	D4HZ 7240-C													
Second and third 7/8" O.D. x 9 1/8" long	D5HZ 7240-A													
First and reverse-11 1/2" long	E2HZ 7240-B													
Second and third-9 1/8" long	E2HZ 7240-A													
First and reverse	E1HZ 7240-A													
First and reverse	E1HZ 7240-B													
Second and third	E6HZ 7240-D													
First and reverse	E6HZ 7240-C													
	E6HZ 7240-B													
First and reverse	E7HZ 7240-D													
First and reverse	E7HZ 7240-E													
Second and third, w/center cntrl. housing	F0HZ 7241-A	A												
Second and third, w/forward cntrl. housing	F0HZ 7241-B	A												
Second and third	E1HZ 7241-B													
Second and third	E1HZ 7241-C													
Fourth - 7/8" O.D. x 9 1/8" long	D5HZ 7241-A													
Second and third	E7HZ 7241-F													
Second and third	E7HZ 7241-G													
Fourth	E6HZ 7241-D													
SCREW (SHIFT BRACKET)	7245													
Second and third, 1/4-28 x 13/16	E7HZ 7245-A	A												
PLUNGER (SHIFT BRACKET)	7247													
Shift rod poppet	C1TT 7247-A													
Low and reverse-2 3/4" long	D3HZ 7247-A													
Fifth and sixth-2 3/18" long	D3HZ 7247-B													
Neutral safety switch	E1HZ 7247-A													
Low and reverse	F0HZ 7247-A	A												
Sixth and seventh	F0HZ 7247-B	A												
FILTER and REGULATOR (AIR CONTROL)	D3HZ 7B265-A													
Clamp	B7A 8287-B													
RING (AUX. SHIFT HOUSING)	7D268													
2.63 O.D. x 2.42 I.D. x .10 thick	E6HZ 7D268-A													
KIT FILTER REGULATOR	7B274													
Incl. filter regulator, clamp, fittings	E6HZ 7B274-A													
SUPPORT (SHIFT RODS)	7E274													
Rear support	F0HZ 7E274-A	A												
Front support, 4th-5th-6th-7th	F0HZ 7E274-B	A												
Center, w/center cntrl. housing	F0HZ 7E274-C	A												
Front support, 1st-rev., w/center cntrl. housing	F0HZ 7E274-D	A												
Center, w/forward cntrl. housing	F0HZ 7E274-E	A												
GATE	7279													
Gearshift-1 3/4" long	D3HZ 7279-A													
Second speed	D3HZ 7279-B													
Second and third shift	E6HZ 7279-A	A												
Pin-roll-9/16" long x 5/64" O.D.	359014-S2(NN-86)	A												
SEAL (INPUT SHAFT BEARING RETAINER OIL)	7A283													
Main drive gear-2 1/8" I.D. x 3" O.D.	D9HZ 7A283-A													
"O" RING (SPLITTER VALVE HOUSING)- 35/64" I.D. x 11/16" O.D.	D3HZ 7288-A													
FORK (SECOND and THIRD GEAR SHIFTER)- 2 25/32" inside width	D3HZ 7289-A													
VALVE ASSY. (FRONT CLUTCH PISTON CHECK)-1 3/4" long	D3HZ 7D292-A													
SNAP RING KIT	D3HZ 7B331-A	A												

1990/
TRUCK SERIES 600/900

DESCRIPTION/RESTRICTIONS	PART NUMBER	TRANSMISSION PARTS LISTS 7A THRU 7M												
		A	B	C	D	E	F	G	H	J	K	L	M	
SMALL PARTS REPAIR KIT	D3HZ 7B331-B	AR												
COVER (AUXILIARY CASE END)	7B332													
Cover	D6HZ 7B332-A													
Bolt-hex. head - 3/8" - 16 x 1 1/2"	383890-S100(BR-249-AB)	14												
Bolt-hex. head-3/8"-16 x 2 3/8"	377776-S100(BB-416-E)	2												
Bolt 3/8-16 x 1 1/8"	376284-S2(BB-291)													
SHAFT (GEARSHIFT)	7334													
Sixth and Seventh, w/center cntrl. housing	FOHZ 7334-A	A												
Sixth and Seventh, w/forward cntrl. housing	FOHZ 7334-B	A												
Sixth and Seventh	E1HZ 7334-A													
Sixth and Seventh	E1HZ 7334-B													
Sixth and Seventh	E7HZ 7334-D													
Sixth and Seventh	E7HZ 7334-F													
Fifth and Sixth	E6HZ 7334-B													
"O" RING (SHIFT FORK PISTON)- 1 27/32" I.D. x 2 1/4" O.D.-serviced only in D3HZ 7B411-B kit	★ D3HZ 7B339-A													
GEAR (MAINSHAFT THIRD)	7B340													
48 ext.-24 int. teeth	E1HZ 7B340-D	A												
GASKET (AUXILIARY CASE)	7B353													
18 3/8" long x 1/32" thick	D8HZ 7B353-A													
SHAFT (FOURTH AND FIFTH)	7358													
Fourth and fifth, w/center cntrl. housing	FOHZ 7358-A	A												
Fourth and fifth, w/forward cntrl. housing	FOHZ 7358-B	A												
	E1HZ 7358-C													
Fourth and fifth	E7HZ 7358-B													
Fourth and fifth	E7HZ 7358-C													
SCREW (SHIFT FORK SET)- 7/16"-20 x 7/8" long-serviced only in D3HZ 7B331-B kit	★ D3HZ 7B360-A													
PIN (CASE DOWEL)	7B362													
Auxiliary case-5/8" I.D. x 1 17/32" long	D3HZ 7B362-A	2												
Main case-3/8" O.D. one end- 7/16" O.D. other end x 1 1/16" long	D3HZ 7B362-B	2												
BRACKET (AIR FILTER and REGULATOR)	D3HZ 7B367-A													
	E2HZ 7B367-A													
"O" RING (SHIFT FORK PISTON ROD)- 1/2" I.D. x 5/8" O.D. x 5/64" thick	C7TZ 7B399-C													
HOUSING	7B408													
Piston-3 1/2" x 3 1/2"	D3HZ 7B408-B													
Piston valve-3 1/2" long x 2 9/16" wide	D3HZ 7B408-A													
Auxiliary Shift housing-incl. elbows	E2HZ 7B408-A													
Bolt-hex.head-18 x 2 5/8"	45520-S(B-63-B)													
Lockwasher-5/16"	★ 34941-S													
Plug-1/8"-27	87708-S(P-14)													
Bushing (reducer)-1/4"-18 & 1/8"-27	358267-S100(II-247-A)													
GATE (SHIFT ROD)-LOW and REVERSE Fifth and sixth	D3HZ 7411-A	A												
Sixth and Seventh	E1HZ 7411-A													
Sixth and Seventh	E7HZ 7411-C													
Sixth and Seventh	FOHZ 7411-A	A												
Ball-3/8" steel	372720-S(A-11)	A												
Ring retaining	97515-S(Q-1-D)	A												
"O" RING-Unless listed below, serviced only in D3HZ 7B411-B kit	7B411													
"O" ring and gasket kit	D3HZ 7B411-B													
SPACER (SHIFT FORK STOP)- 7/8" I.D. x 1 1/2" O.D. x 1 21/32" long	D3HZ 7B416-A													

NOTICE: When the parts list suffix is shown in the quantity required column, the quantity is one (1).

DESCRIPTION/RESTRICTIONS	PART NUMBER	TRANSMISSION PARTS LISTS 7A THRU 7M											
		A	B	C	D	E	F	G	H	J	K	L	M
ELBOW (VALVE HOUSING TEE)	D4HZ 7B417-B												
	D4HZ 7B417-A												
BOLT	7A443												
Control housing, 7/16-14 x 1 1/8"	F0HZ 7A443-A	4											
Retain 7E274, 3/8-16 x 1"	F0HZ 7A443-B	9											
Retain 7716, 3/8-16 x 3/4"	F0HZ 7A443-C	2											
SPACER	7482												
Output shaft-2 3/4" I.D. x 3 1/2" O.D. x 13/32" wide	D3HZ 7482-A												
Reverse idler gear bearing-1 1/16" I.D. x 1 5/16" O.D. x 57/64" wide	D3HZ 7482-B	2											
Output shaft-4" O.D. x 2 49/64" O.D. x 13/32" thick	D9HZ 7482-A												
Mainshaft thrust rev - - 4 7/8" O.D. - 2 25/32" I.D.	E1HZ 7482-A												
HOUSING (CLUTCH)	7505												
	D8HZ 7505-D												
	E0HZ 7505-A												
	E1HZ 7505-A												
Use on FOHT-EMA,ENA	E1HZ 7505-E	A											
Use on FOHT-EFA,EGA,EHA,EJA,EKA,ELA	E7HZ 7505-F	A											
Bolt-hex.head-1/2"-13 x 1 1/8"	383222-S36(BB-193-B)	4											
RETAINER (BEARING)	7L558												
7 5/8" O.D. x 4 1/4" I.D.-countershaft front	E1HZ 7L558-B												
Mainshaft rear-main case													
Countershaft rear-main case	E2HZ 7L558-A												
Bolt-3/8-16 x 1 1/8"	376284-S2(BB-291)												
COVER (CLUTCH HOUSING DUST)	7564												
	D4HZ 7564-A	A											
BUSHING (CLUTCH RELEASE SHAFT)-1" I.D. x 1 1/8" O.D. x 1 1/2" long	C1TT 7A615-A												
	E1HZ 7A615-A	A/R											
GASKET (CLUTCH HOUSING TO CASE)	D3HZ 7A619-A												
TROUGH-OIL	7716												
Shift housing	E7HZ 7716-A	A											
WASHER (REVERSE GEAR THRUST)	7728												
2 3/8" I.D. x 5" O.D.	D8HZ 7728-A												
SEAL (MAINSHAFT REAR)	7918												
	E3HZ 7918-A												
SHIM (COUNTERSHAFT REAR BEARING CAP)	7944												
SHIM KIT (COUNTERSHAFT REAR BEARING)	D3HZ 7944-D	A											
SEALER (GASKET FORMING)	19562												
Silicone	E1FZ 19562-A	A/R											

1990/
TRUCK SERIES 600/900

DESCRIPTION/RESTRICTIONS	PART NUMBER	TRANSMISSION PARTS LIST 7AA THRU 7AM											
		AA	AB	AC	AD	AE	AF	AG	AH	AJ	AK	AL	AM
FULLER													
Plug speedo cable	C7TZ 7A002-B												
Aux. air shift cyl. 7306	D3HZ 7A002-A	AA											
CASE ASSY. (INCL. MAGNETIC CHIP COLLECTORS)	7005												
	E1HZ 7005-A												
	E2HZ 7005-A												
	E7HZ 7005-E		AB	AC	AD								
	E8HZ 7005-D	AA											
Plug magnetic drain 3/4 - 14	353240-SA(PP-52)	AA	AB	AC	AD								
Plug pipe 1/2 - 14	358035-S(PP-31)	AA											
Plug pipe 1 1/4 magnetic	374501-S(PP-52-F)	AA	AB	AC	AD								
Stud - - 2 1/16 long - 5/8 - 11, 5/8 - 18 thd	374423-S7-8(WW-66)	2	2	2	2								
ELEMENT (OIL FILTER)-1" I.D. x 2 1/2" O.D. x 2 1/16" long	C1TT 7C012-A												
COVER (OIL FILTER)-(6) 13/32" bolt holes- 6 1/4" x 4 7/8" x 2" height	C1TT 7C013-H												
Bolt (cover to case)-hex. head-3/8"-16 x 1"	20388-S(B-80)												
Lockwasher-3/8"	34807-S8(X-66)												
PLATE (OIL FILTER RETAINER)-(6) 13/32" bolt holes- 6 1/4" x 4 7/8" x 1/16" thick	★ C1TT 7C014-A (N/R 3/83)												
SHAFT (INPUT) 7017													
18 teeth x 12 1/8" long, #15110	D4HZ 7017-F	AA											
18 teeth x 12 1/8 long, #20540	E4HZ 7017-D			AC	AD								
#20531	E9HZ 7017-D		AB										
BEARING 7025													
Countershaft front	E2HZ 7025-A	2											
Input shaft-#15117-1 3/16" I.D. x 13/16" wide	C6TZ 7025-A	AA	AB	AC	AD								
Countershaft-front-#211SL-2 5/32" I.D. x 3 15/16" O.D. x 53/64" wide	TGAA 7025-A												
Countershafts	E7HZ 7025-B		4	4	4								
GASKET (REDUCTION PISTON) 7D026													
	E9HZ 7D026-A	AA											
SNAP RING 7030													
Countershaft rear bearing-1 7/16"	C6TZ 7030-A	2											
Countershaft, 2 3/32 free Id, 5/64 thick	E2HZ 7030-B	2	2	2	2								
Countershaft, 1 37/64 Id. x 1/8 thick	C8TZ 7030-B	2	4	4	4								
Input shaft, 2 11/64 I.D. x 7/64 thick	E4HZ 7030-A	AA	AB	AC	AD								
WASHER 7033													
Aux. mainshaft thrust	E9HZ 7033-A	AA											
Pin	378492(NN54D)	AA											
VENT ASSY. (CASE AIR VALVE) 7034													
1" long	D1TZ 7034-A												
1 5/8" O.D.-14" pipe thread-2" long	C7TZ 7034-A	AA	AB	AC	AD								
COVER AUXILIARY SHIFT CYLINDER)-(4) 13/32" holes-4 1/4" x 4 1/4" x 1 1/4" thick	C6TZ 7C035-A												
	E2HZ 7C035-A												
	E9HZ 7C035-A	AA											
PLATE and PIN ASSY. 7A044													
Reduction synchronizer-7" O.D.-incl. (3) pins	C6TZ 7A044-A												
6 1/2" O.D. incl. (3) pins	D6HZ 7A044-A	AA											
Auxiliary reduction	E7HZ 7A044-A	AA											
NUT (INPUT SHAFT BEARING RETAINER)- 3 1/4" O.D. x 2 1/8"-16 internal threads	C1TT 7045-A												
RETAINER (INPUT SHAFT BEARING) 7050													
2 1/16" I.D. x 6 9/16" O.D. 1 1/32" wide #15111	D4HZ 7050-A				AD								
#20550	E4HZ 7050-D	AA		AC									
#20552	E9HZ 7050-B		AB										

NOTICE: When the parts list suffix is shown in the quantity required column, the quantity is one (1).

DESCRIPTION/RESTRICTIONS	PART NUMBER	TRANSMISSION PARTS LIST 7AA THRU 7AM											
		AA	AB	AC	AD	AE	AF	AG	AH	AJ	AK	AL	AM
FULLER													
GASKET (COUNTER SHAFT FROM BEARING COVER)	7051												
(4) 13/32" holes-3 11/16" I.D. x 5 1/2" O.D. x 1/64" thick	C8TZ 7051-A												
(6) 13/32" holes-4 21/32" I.D. x 6 1/2" O.D. x 1/64" thick	C6TZ 7051-F	AA	AB	AC	AD								
GEAR													
7L055													
Mainshaft fifth	E7HZ 7L055-A		AB	AC	AD								
SPACER (INPUT SHAFT)													
7A059													
2 3/8" I.D. x 2 23/32" O.D. x 5/16" thick	C9TZ 7A059-A	AA	AB	AC	AD								
2 1/32" I.D. x 3" O.D. x 3/16" thick	D4HZ 7A059-B	AA											
Mainshaft rear nut	E7HZ 7A059-B		AB	AC	AD								
GEAR (AUX. MAINSHAFT SLIDING CLUTCH)													
7A060													
#17242-20 ext. 18 int. teeth	E1HZ 7A060-B												
#21360	E9HZ 7A060-A	AA											
SHAFT													
7061													
Aux. Mainshaft-#A-4736	E2HZ 7061-F												
Aux. 10-18 splines-12 11/32" long	D4HZ 7061-G												
15-17 splines-13 27/32" long #18391	E1HZ 7061-F												
Aux.-#A-4389	E1HZ 7061-B												
Aux. Mainshaft-10-18 teeth 12 11/32 long	E2HZ 7061-H												
Mainshaft-17-15 teeth 13 27/32 long	E2HZ 7061-G												
	E7HZ 7061-G		AB	AC	AD								
Aux. Mainshaft	E9HZ 7061-A	AA											
Mainshaft	E8HZ 7061-B	AA											
Roll pin - - 3/16" O.D. x 1/2" long	353847-S8(NN-109-A)	AA	AB	AC	AD								
SPACER													
7063													
Aux. Mainshaft, #21359	E9HZ 7063-A	AA											
SNAP RING													
7064													
Aux. drive gear-3 3/32" I.D. x 3 19/32" O.D. x 1/8" thick	D0HZ 7064-F												
1 13/16" I.D. x 2 3/16" O.D. x 3/32" thick	D0HZ 7064-H												
Aux. countershaft-rear													
Mainshaft gear-2 3/4" I.D. x 2 31/32" O.D. x 3/32" thick	C6TZ 7064-A	AA	AB	AC	AD								
Input shaft		AA	AB	AC	AD								
Rev. shift fork - - 31/32" free O.D. x 3/64" thick	E1HZ 7064-C	AA	AB	AC	AD								
Mainshaft-front quill - - 7/8" O.D. x 11/16" I.D. x 3/32" thick	C6TZ 7064-B												
Coupler-rear - - 2 3/4" I.D. x 1/6" thick	D5HZ 7064-A												
3 1/16" O.D. x 3/32" thick	C6TZ 7064-E	4											
Input shaft													
2 3/32" I.D. x 2 7/16" O.D. x 3/32" thick	D4HZ 7064-F	2											
Aux. Countershaft rear bearing-1 63/64" I.D. 2 27/64" O.D. x 7/64" thick	D4HZ 7064-D												
3 9/32 I.D. x 3 29/32 O.D. x 1/8 thick	D4HZ 7064-E	AA											
BEARING													
7065													
Aux C/Shaft rear-#5310-G-1	E2HZ 7065-B												
Rear #5310	E1HZ 7065-A												
Rear #1311L-2 5/32" I.D. x 4 23/32" O.D. x 1 9/64" wide	B8QH 7065-B												
BEARING ASSY. (AUXILIARY DRIVE GEAR)-#117L													
Aux. drive gear-#118L	C6TZ 7065-F												
Aux. drive gear-#118	E9HZ 7065-A	AA											
Range shift #204	C9TZ 7065-A												

1990/
TRUCK SERIES 600/900

DESCRIPTION/RESTRICTIONS	PART NUMBER	TRANSMISSION PARTS LIST 7AA THRU 7AM											
		AA	AB	AC	AD	AE	AF	AG	AH	AJ	AK	AL	AM
FULLER													
WASHER (OUTPUT SHAFT GEAR)	7069												
17 teeth-2 27/32" O.D. x 1/4" wide #18701	D8HZ 7069-A	AA											
	E7HZ 7069-A		5	5	5								
SPACER (SPEEDO-GEAR REPLACEMENT)	7072												
3 3/8" O.D. x 2 3/4" I.D. x 15/16" wide	E1HZ 7072-A												
GEAR (AUXILIARY DRIVE)	7A079												
Aux. drive-30-17-18 teeth. #19084	E1HZ 7A079-C												
#19275, incl "O" rings	E2HZ 7A079-A												
#21321	E9HZ 7A079-A	AA											
KIT COUNTERSHAFT REAR BEARING SHIM	7K084												
	E9HZ 7K084-A	AR											
RETAINER ASSY.	7085												
Cover aux. rear bearing-8" dia. x 4 23/32" I.D.	D0HZ 7085-C												
Mainshaft #20223	D4HZ 7085-A												
Aux. drive gear #16138	D4HZ 7085-B	AA											
Mainshaft #20220	E2HZ 7085-A												
Mainshaft rear bearing cover	E6HZ 7085-C												
Incl. seal and gasket	E7HZ 7085-H			AC									
Incl. seal and gasket	E8HZ 7085-A		AB		AD								
	E9HZ 7085-A	AA											
Bolt - 3/8-16 x 1" long	58634-S2(B-80-B)	6	6	6	6								
GASKET (AUXILIARY REAR BEARING COVER and SPEEDOMETER)	7086												
(10) 13/32" holes-4 9/16" I.D. x 6 1/4" O.C. x 1/32" thick	C8TZ 7086-C												
	E7HZ 7086-C		AB	AC	AD								
	E9HZ 7086-A	AA											
FLANGE (OUTPUT SHAFT)-	7089												
refer to group in Section 71 for Size chart													
1 Note: ◊Industry number													
#1810	E9HZ 7089-C	AA											
#1710	F0HZ 7089-D				AD								
GEAR	7100												
Countershaft, 13-17 teeth 14 21/64 long	E2HZ 7100-D	2											
Countershaft-#19081, 17-13 teeth, 13 25/32 long	E1HZ 7100-E												
44 external-18 internal teeth-9 1/4" O.D.	E1HZ 7100-A	AA											
Mainshaft first	E7HZ 7100-E		AB	AC	AD								
3/16" O.D. x 1 1/2" long	353847-S8(NN-109-A)	2	2	2	2								
Bolt - 1/2 - 20 x 1" long - drilled head	374446-S(BB-366)	2	2	2	2								
GEAR	7101												
42 external-18 internal teeth- 8 13/16" dia. x 2" wide	D4HZ 7101-E												
Aux. output shaft reduction-48 ext. 28 int. teeth	E1HZ 7101-B												
Aux. Mainshaft reduction, 42 ext., 18 int. teeth	E2HZ 7101-H												
Aux. Mainshaft reduction	E9HZ 7101-A	AA											
GEAR (OUTPUT SHAFT SLIDING)-18 external- 17 internal teeth	C6TZ 7103-B	2											
SHAFT (AIR VALVE ACTUATING)-5 1/2" long	D4HZ 7B104-A	AA											
Valve air shaft cyl. 7306	D3HZ 7B104-A	AA											
COUNTERSHAFT (AUXILIARY)	7111												
	E7HZ 7111-B		2	2	2								
#A5158	E9HZ 7111-A	2											
GEAR	7112												
Countershaft drive-39 teeth	C6TZ 7112-A												
Countershaft Fourth-42 teeth	C6TZ 7112-B												
Countershaft drive, 64 ext. teeth	E2HZ 7112-A	2											
Countershaft O/D, 71 ext. teeth	E2HZ 7112-C	2											
Countershaft sixth	E7HZ 7112-D		2	2	2								

NOTICE: When the parts list suffix is shown in the quantity required column, the quantity is one (1).

FULLER 7 SPEED
TRANSMISSION

1990/
TRUCK SERIES 600/900

DESCRIPTION/RESTRICTIONS	PART NUMBER	TRANSMISSION PARTS LIST 7AA THRU 7AM											
		AA	AB	AC	AD	AE	AF	AG	AH	AJ	AK	AL	AM
FULLER													
COUNTERSHAFT	7113												
#A-4334 AUX. COUNTERSHAFT	D4HZ 7113-G												
#A-4659 Aux. Countershaft	E2HZ 7113-M												
#A-4819 Aux. Countershaft	E2HZ 7113-L												
#A-4723 Aux. Countershaft	E2HZ 7113-K												
	E7HZ 7113-E		2	2	2								
SPACER	7115												
Aux. reduction gear-18 teeth-2 3/4" I.D. x 3 57/64" O.D. x 7/16" wide	D4HZ 7115-C												
Aux. Countershaft bearing	E9HZ 7115-A	2											
RETAINER	7F115												
#21320 Aux. drive gear	E9HZ 7F115-A	AA											
Washer-reduction gear - 18 ext.-18 int. teeth 3 57/64" O.D. x 7/32" wide	D4HZ 7117-A												
Aux. Mainshaft	E9HZ 7117-A	AA											
BEARING	7118												
#33755-2 3/4" I.D. x 4 7/16" O.D. x 3" wide	D4HZ 7118-B												
Aux. countershaft-front-#MA1307EL or MR1307EL-1 3/8" I.D. x 3 9/64" O.D. x 13/16" wide	C1TZ 7118-A												
	C8TZ 7118-A		AB	AC	AD								
Aux. Countershaft	E9HZ 7118-A	4											
Aux. Mainshaft	E9HZ 7118-B	AA											
SHIFT BLOCK	7B119												
First and reverse	E7HZ 7B119-A		AB	AC	AD								
BUSHING (OUTPUT SHAFT PILOT)	7120												
1 11/32" I.D. x 1 39/64" O.D. x 3/4" long	D0HZ 7120-C	AA											
	E7HZ 7120-A		AB	AC	AD								
SYNCHRONIZER KIT	7124												
Consists of; 7A044 (2) 7B294 (3)	D9HZ 7124-B												
BEARING (COUNTERSHAFT)	7127												
Rear-#MRY1308GEL-1 9/16" I.D. x 3 17/32" O.D. x 29/32" wide	C6TZ 7127-A	2											
Countershaft	E7HZ 7127-C		2	2	2								
RETAINER (COUNTERSHAFT BEARING)	7135												
2 3/4" O.D. x 5/16" thick-(2) 17/32" holes	C6TZ 7135-A												
	E7HZ 7135-C		4	4	4								
GEAR (COUNTERSHAFT SECOND SPEED)	7137												
30 teeth-2 7/16" I.D. x 5 7/16" O.D.	C6TZ 7137-B												
Countershaft 2nd, 44 ext. teeth	E1HZ 7137-A	2											
Countershaft fifth	E7HZ 7137-D		2	2	2								
SHAFT (REVERSE IDLE GEAR)-4 11/16" long- incl. plug	D0HZ 7140-A	2											
	E7HZ 7140-C		2	2	2								
Locknut - - 5/8 - 18	371530-S7(MM-161-A)	2	2	2	2								
GEAR	7141												
Reverse idler	E7HZ 7141-D		2	2	2								
GEAR (REVERSE IDLER)	7142												
27 teeth	D0HZ 7142-E												
40 external-18 internal teeth-#19083	E1HZ 7142-A												
Mainshaft reverse, 46 ext.-18 int. teeth	E2HZ 7142-B	AA											
27 teeth	D4HZ 7142-A	2											
Mainshaft reverse	E7HZ 7142-E		AB	AC	AD								
GEAR	7144												
Countershaft P.T.O.-R.H.-45 teeth- 2 1/4" I.D. x 7 3/4" O.D. x 1 1/16" wide	C6TZ 7144-C	AA											
Countershaft P.T.O.-L.H.-47 teeth- 2 1/4" I.D. x 8" O.D. x 1" wide	C6TZ 7144-B	AA											
Countershaft fourth	E7HZ 7144-C		2	2	2								

JULY, 1989

COPYRIGHT © 1989-

FORD MOTOR
COMPANY

-DEARBORN, MICHIGAN

NEW ISSUE

1990/
TRUCK SERIES 600/900

DESCRIPTION/RESTRICTIONS	PART NUMBER	TRANSMISSION PARTS LIST 7AA THRU 7AM											
		AA	AB	AC	AD	AE	AF	AG	AH	AJ	AK	AL	AM
FULLER													
GASKET KIT	7153												
	D4HZ 7153-C		AB	AC	AD								
	E8HZ 7153-A	AA											
LOCK TAB	7155												
Reverse idler shaft	B8QH 7155-A		2	2	2								
GEAR	7158												
Main drive, 52 ext.-18 int. teeth	E2HZ 7158-H	AA											
	E7HZ 7158-C		AB	AC	AD								
RING (RETAINING)	7162												
Mainshaft gear retaining	D4HZ 7162-A		6	6	6								
COVER (POWER TAKE-OFF)	7165												
(8) 15/32" holes-9 5/8" x 7 3/8"	D1HZ 7165-A	AA	AB	AC	AD								
(6) 13/32" holes 6 1/4" x 4 7/8"	C6TZ 7165-B	AA	AB	AC	AD								
Bolt (cover to case)-3/8"-16 x 5/8"	20328-S8(B-76)	6	6	6	6								
Lockwasher-3/8"	34808-S8(X-66)	6	6	6	6								
Lockwasher-external teeth-3/8"	351487-S(XX-291)	6	6	6	6								
GASKET	7166												
Oil filter housing-(6) 13/32" holes-6 1/4" x 4 7/8" x 1/16" thick	E7HZ 7166-A	AA	AB	AC	AD								
Power take-off cover 9 1/4" x 7" x 1/32" thick	D1HZ 7166-A	AA	AB	AC	AD								
SPACER	7173												
Mainshaft gear-18 external teeth-3" dia. x 9/32" thick	C6TZ 7173-A	AA	AB	AC	AD								
2 29/32" dia. x 9/32" thick	C6TZ 7173-J	4											
Output shaft first, third and reverse-15 internal teeth-2 5/8" dia. x .249" thick	C6TZ 7173-B	AA	AB	AC	AD								
17 spline-2 13/16" dia. x 1/4" wide	C6TZ 7173-H	AA											
Mainshaft gear-20 ext. teeth	E1HZ 7173-A												
4 1/8" O.D. x 5/16" thick													
30 ext. teeth, fifth gear	E7HZ 7173-E		AB	AC	AD								
30 ext. teeth	E7HZ 7173-F		5	5	5								
Aux. Mainshaft	E9HZ 7173-A	AA											
HOSE	7B175												
15" long	D4HZ 7B175-B												
27" long	C6TZ 7B175-A												
29" long	C6TZ 7B175-B												
1/8"-27 threaded ends 20" long	C1TT 7B175-F												
1/8"-27 threaded ends x 32" long	D0HZ 7B175-B												
17" long	C9TZ 7B175-A												
30" long	D2TZ 7B175-D												
28" long	D4HZ 7B175-A												
34"	E2HZ 7B175-A	AA											
36"	E9HZ 7B175-A	AA											
1/8"-27 thread-18" long	D0HZ 7B175-C												
GEAR	7176												
Mainshaft 1st, 66 ext.-18 int. teeth	E1HZ 7176-A	AA											
Countershaft 1st, 33 ext. teeth	E1HZ 7176-B	2											
Countershaft second speed - - 20 teeth	C6TZ 7176-D												
Mainshaft second speed - - 40 ext., 18 int. teeth	C6TZ 7176-C												
Mainshaft second speed	E7HZ 7176-C		AB	AC	AD								
GEAR (AUXILIARY COUNTERSHAFT DRIVE)	7177												
Coupler-range-#18193-20 large I.D. teeth-1.8 small I.D. teeth	D5HZ 7177-B												
A-4335	E1HZ 7177-C												
Countershaft drive	E7HZ 7177-D		2	2	2								

NOTICE: When the parts list suffix is shown in the quantity required column, the quantity is one (1).

FULLER 7 SPEED
TRANSMISSION

1990/
TRUCK SERIES 600/900

DESCRIPTION/RESTRICTIONS	PART NUMBER	TRANSMISSION PARTS LIST 7AA THRU 7AM											
		AA	AB	AC	AD	AE	AF	AG	AH	AJ	AK	AL	AM
FULLER													
GASKET 7181													
Aux. countershaft rear bearing	E1HZ 7181-A												
Aux. countershaft rear bearing	D4HZ 7181-D												
Aux. countershaft rear bearing	E9HZ 7181-A	2											
Countershaft rear bearing cap	E7HZ 7181-C		2	2	2								
GASKET (LEVER HOUSING TO GEARSHIFT HOUSING)-(4) 7/16" bolt holes-6 5/8" x 5 3/8" x 1/64" thick Housing adapter to case	C1TT 7185-A												
	E2HZ 7185-A	AA	AB	AC	AD								
CAP 7195													
Aux. countershaft rear bearing	E1HZ 7195-A												
Aux. countershaft rear bearing	D4HZ 7195-E												
Aux. countershaft rear bearing	E7HZ 7195-C		2	2	2								
Aux. countershaft rear bearing	E9HZ 7195-A	2											
NUT LOCK 7198													
Aux. mainshaft-1-14 uns 38 thd	E9HZ 7198-A	AA											
STUD (CLUTCH HOUSING)- 5/8"-11 and 5/8"-18 x 2 7/16" long	D0HZ 7C207-B	6	6	6	6								
SPRING 7219													
Aux. air valve actuating plunger-10 1/2 coils- 5/8" O.D. x 1 11/16" free length	B8QH 7219-A												
1/2" O.D. x 1 15/32" free length position finder	C8TZ 7219-C	3	4	4	4								
Low and reverse gate plunger 13/38" O.D.-1 25/32" free length	E1HZ 7219-B	AA	AB	AC	AD								
Range Valve-1 1/4 free length	E1HZ 7219-A												
1 25/64 free length	E7HZ 7219-A	AA											
Sixth and seventh shift block	E7HZ 7219-C		AB	AC	AD								
Ball-1/2" steel	353079-S(AA-15)	3	3	3	4								
KEY 7B220													
2 13/32" long x 5/16 wide	C6TZ 7B220-D												
Mainshaft gear 8 21/32" long	E1HZ 7B220-D												
Key and Pin assy. (mainshaft)-1 5/8" long x 5/32" x 9/32"	C6TZ 7B220-E	AA											
Countershaft-5/16" x 5/16" x 6 11/32" long	E1HZ 7B220-C	2											
5/16" square x 2 13/32" long incl. pin	C6TZ 7B220-D												
Mainshaft-3/8 sq. 8 19/32" long	E2HZ 7B220-C												
Mainshaft	E7HZ 7B220-C		2	2	2								
	E8HZ 7B220-B	AA											
Includes pin	E7HZ 7B220-B		AB	AC	AD								
Countershaft	E7HZ 7B220-E				AD								
BALL KIT (SHIFTER SHAFTS SPRING)-not repl.	★ C1TZ 7C220-A	2	2	2	2								
HOUSING (GEARSHIFT) 7222													
#19770	E1HZ 7222-D	AA											
	E7HZ 7222-C		AB	AC	AD								
GASKET (GEARSHIFT HOUSING) 7223													
(14) 13/32" holes-16 1/2" x 11 1/2" x .010" thick	C6TZ 7223-A	AA	AB	AC	AD								
COVER (GEARSHIFT SPRING)-4 1/8" x 7/8" x 1/8" thick	C6TZ 7B227-A	AA											
Range shift	D7HZ 7B227-A												
Bolt - - 5/16 - 18 x 1 7/8" long	304811-S8(B-61-D)	4											
Lockwasher 5/16 bolt size	34806-S7(X-64)	4											

1990/
TRUCK SERIES 600/900

DESCRIPTION/RESTRICTIONS	PART NUMBER	TRANSMISSION PARTS LIST 7AA THRU 7AM											
		AA	AB	AC	AD	AE	AF	AG	AH	AJ	AK	AL	AM
FULLER													
GASKET													
	7B228												
Aux. shift cylinder-(4) 13/32" holes- 4" I.D. x 4 3/4" O.D. x 1/64" thick	C6TZ 7B228-A												
Aux. shift cylinder cover-(4) 13/32" holes- 3 3/4" I.D. x 3 3/4" x 1/64" thick	C6TZ 7B228-B												
Gearshift spring cover-4 1/8" x 7/8" x 1/64" thick	C6TZ 7B228-E	AA											
Splitter gearshift cylinder cover	D2HZ 7B228-A												
Splitter gearshift, 3 1/2" O.D. x 3 1/16" I.D.	C6TZ 7B228-C												
Aux. shift cylinder	E9HZ 7B228-A	AA											
	E9HZ 7B228-B	AA											
FORK (GEARSHIFT)													
	7230												
First and second	D4HZ 7230-E	AA											
Sixth and seventh	E7HZ 7230-C		AB	AC	AD								
Screw (fork to shaft)-drilled hex. head-pointed- 7/16"-20 x 1 5/32" overall length	371073-S(BB-539)	2	2	2	2								
FORK (GEARSHIFTER)													
	7231												
Aux. shift-1" dia. shaft hole x 7 5/32" span	D1HZ 7231-A												
First and reverse #19705	E1HZ 7231-E	AA											
Fourth and direct or fifth	C6TZ 7231-L												
Auxiliary range shift	E1HZ 7231-A												
Third and Overdrive	E2HZ 7231-A	AA											
Fourth and fifth	E7HZ 7231-D		AB	AC	AD								
Bolt - - 1/2 - 20 x 2" range cylinder	20527-S7-8(B-203)	2	2	2	2								
Screw (fork to shaft)-hex. drilled head- pointed-7/16"-20 x 1 5/32" overall length	371073-S(BB-539)	3	3	3	6								
GEAR													
	7L231												
Mainshaft aux. reduction, 48 ext., 20 int. teeth	E2HZ 7L231-A												
	E9HZ 7L231-A	AA											
GATE (GEARSHIFTER SHAFT)													
	7232												
Third and Seventh #19704	E1HZ 7232-E	AA											
Sixth and seventh shift block	E7HZ 7232-B		AB	AC	AD								
Screw (shifter shaft gear)-hex. head drilled- pointed-7/16"-20 x 1 5/32" overall length	371073-S(BB-539)	AA	AB	AC	AD								
PISTON (AUXILIARY SHIFT)													
	7223												
Range	C6TZ 7233-A	AA	AB	AC									
Reduction	E9HZ 7233-A	AA											
SPRING (COMPRESSION FIRST & REV. FORK)													
	7234												
1 3/4" free length x 1/4" O.D.	E1HZ 7234-B	AA	AB	AC	AD								
PIN (GEARSHIFT ROD INTERLOCK)-													
	7235-A												
7/32" O.D. x 11/16" long	B8QH 7235-A	AA	AB	AC	2								
BAR (SHIFT YOKE)													
	7240												
First, reverse	E7HZ 7240-C		AB	AC	AD								
SHAFT (GEARSHIFTER)													
	7241												
Auxiliary-1" O.D. x 10 3/4" long	E1HZ 7241-A												
First and second #19707	E1HZ 7241-D	AA											
1" O.D. x 7 3/4" long, 5/8-thread-aux.	D4HZ 7241-E												
Range cyl. 7 5/8" long-1" dia.	D8HZ 7241-A												
Range cyl. 10 57/64 long-1" dia.	E2HZ 7241-A												
Range cyl. #19652	E4HZ 7241-A												
Second, third	E7HZ 7241-D		AB	AC	AD								
Nut 5/8 - 18 range cylinder	371171-S(MM-161)	AA											
Bolt 3/8 - 16 x 1 1/4 - range cylinder	58635-S(B-72-A)												
BAR (SHIFT YOKE)													
	7242												
Fourth, fifth	E7HZ 7242-B		AB	AC	AD								
YOKE (SECONDARY SHIFT)													
	7243												
First, reverse	E7HZ 7243-B		AB	AC	AD								

NOTICE: When the parts list suffix is shown in the quantity required column, the quantity is one (1).

DESCRIPTION/RESTRICTIONS	PART NUMBER	TRANSMISSION PARTS LIST 7AA THRU 7AM										
		AA	AB	AC	AD	AE	AF	AG	AH	AJ	AK	AL
FULLER												
PLUG	7245											
Sixth, seventh shift block	B8QH 7245-A		AB	AC	AD							
PLUNGER (SHIFTER SHAFT GATE)	7247											
Low and reverse gate-valve pin-1 1/32" long x 5/8" one end x 55/64" Flange end	E1HZ 7247-B	AA	AB	AC	AD							
Sixth, seventh shift block	E7HZ 7247-C		AB	AC	AD							
FILTER (TRANSMISSION AIR)	7B265											
#A-4740	E1HZ 7B265-A											
#A-5161	E9HZ 7B265-A	AA										
Plug 1/8 Pipe	87708-S(P-14)	AA										
GEAR (FOURTH SPEED)	7B267											
32 ext.-18 int. teeth-output shaft	C6TZ 7B267-A											
26 ext.-18 int. teeth-mainshaft	C6TZ 7B267-B											
Mainshaft 4th, 44 ext., 18 int. teeth	E2HZ 7B267-A	AA										
Mainshaft fourth	E7HZ 7B267-B		AB	AC	AD							
REGULATOR (AIR PRESSURE)	D0HZ 7B274-B											
Fitting (air pressure regulator)-reducer bushing-1/8"-27 and 1/4"-18	353107-S(II-46)											
Nipple-3/8"-18 threads-2" long	371094-S(II-191G)											
Elbow-1/8"-90°	★ 379827-S											
BLOCK (SHIFT)	7279											
First, reverse	E7HZ 7279-B		AB	AC	AD							
YOKE ASSY. (RANGE SHIFT)	7B283											
	E9HZ 7B288-A	AA										
CYLINDER (AUXILIARY AIR SHAFT)	7B284											
6 3/16" long x 1" dia. hole	D1HZ 7B284-A											
4 1/4" long (4) 13/32" holes	D2HZ 7B284-A											
	E9HZ 7B284-A	AA										
Pin (clevis)-1/2" x 1 3/4"	73995-S7(N-32)											
Cotter pin-1/8" x 1	72035-S7-8(N-51)											
Elbow-1/8"-90°	★ 379827-S											
MAINSHAFT ASSY.	7R286											
Auxiliary	E9HZ 7R286-A	AA										
Pin	71553-S	2										
"O" RING (AUXILIARY SHIFT)	7288											
Piston (large rubber)-2 17/32" I.D. x 3" O.D. x 7/32" wide	C6TZ 7288-A	AR										
1 1/2" O.D. x 1 1/4" I.D.	C6TZ 7288-D											
Small (rubber)-.47/64" I.D. x 15/16" O.D. x 7/64" thick	C6TZ 7288-B	AR										
Aux. drive gear, 3 3/32 I.D. x 3 1/2 O.D.	D4HZ 7288-A											
Reduction cyl. 1 27/64" I.D. x 9/64" thick	E6HZ 7288-B											
Speedo opening	E7HZ 7288-A	AA	AB	AC	AD							
Reverse idler shaft	E7HZ 7288-C		2	2	2							
Slave valve, .203/.213 free I.D.	E9HZ 7288-A	2										
Reduction piston, 1.36/1.35 free I.D.	E9HZ 7288-B	AA										
Air range valve	E8HZ 7288-A	AA										
YOKE (SHIFT)	7289											
Second, third	E7HZ 7289-B		AB	AC	AD							
MAGNET	7E290											
	E0TZ 7E290-A	3			3							
VALVE ASSY. (CONTROL SLAVE-ON TRANS.)	D0HZ 7D292-A											
#19470	E1HZ 7D292-A	AA										
Plug-headless socket pipe-1/8"-27	87708-S(P-14)	AA										
Plug-expansion-7/8"	74115-S(P-4)											
Elbow-1/8"-90°	★ 379827-S	2										
SPRING (DIRECT SYNCHRONIZER PLATE)- 22 coils-9/32" dia. x 1 37/64" free length	C6TZ 7B294-A	3										

1990/
TRUCK SERIES 600/900

FULLER 7 SPEED
TRANSMISSION

DESCRIPTION/RESTRICTIONS	PART NUMBER	TRANSMISSION PARTS LIST 7AA THRU 7AM										
		AA	AB	AC	AD	AE	AF	AG	AH	AJ	AK	AL
FULLER												
COVER ASSY. (AIR SHIFT CYLINDER)	7306											
	D2HZ 7306-A											
RETAINER (SPRING SHIFT DETENT)	7308											
First and reverse fork	E1HZ 7308-A	AA	AB	AC	AD							
SLEEVE (ADAPTER PLATE ALIGNMENT)- 3/4" large dia. x 1/2" shank dia. x 11/32" dia. other end x 5/16" hole one end x 7/8" long	C6TZ 7311-A											
	E1HZ 7311-B	AA										
GASKET (SLAVE VALVE ADAPTER PLATE)	7314											
4" long x 1/64" thick x 2 1/8" wide	C8TZ 7314-A											
Slave Valve #19481	E1HZ 7314-A	AA										
Elbow-1/8"-90°	★ 379827-S	AA										
Fitting-1/4"-18 male thread x 3/8"- 18 female thread	373354-S(II-64-D)	AA										
GEAR	7K316											
Mainshaft sixth	E7HZ 7K316-A		AB	AC	AD							
KIT (AIR FILTER REPAIR)	7B331											
K1486, use with 1157 trans.	E4HZ 7B331-A											
PLATE (TRANS. REAR) #17250 #18736	E1HZ 7B332-A											
	D8HZ 7B332-D											
	E7HZ 7B332-A		AB	AC	AD							
	E9HZ 7B332-A	AA										
Bolt -- 3/8 - 16 x 1 1/2" long	58636-S2(B-85-D)		24	24	24							
Bolt -- 3/8 - 16 x 2" long	58638-S(B-89-A)		2	2	2							
Bolt -- 3/8 - 16 x 3" long	58642-S2(B-94-Z)		AB	AC	AD							
BRACKET (AIR FILTER)	7B333											
#17107	D8HZ 7B333-A											
SHAFT (GEARSHIFT)	7334											
Third and Overdrive-12 7/16" long x 3/4" O.D.	E1HZ 7334-C	AA										
Secondary first and second shift	E7HZ 7334-C		AB	AC	AD							
WASHER (AUXILIARY OUTPUT SHAFT REDUCTION GEAR)	7B334											
2 3/4" I.D. x 4 1/4" O.D. x 7/16" thick	D4HZ 7B334-C											
2 49/64" I.D. x 4 3/32" O.D.	E1HZ 7B334-A											
4 1/4" O.D. x 2 3/4 I.D. x 19/32 wide	D8HZ 7B334-B											
#19203-18 ext. teeth	E2HZ 7B334-A											
Mainshaft rear bearing	E7HZ 7B334-A		AB	AC	AD							
Aux. mainshaft	E9HZ 7B334-A	AA										
PLATE (AUXILIARY SLIDING CLUTCH)	7B338											
18 ext. 18 int. teeth-2 3/4" I.D. x 7 13/16" O.D. x 1 43/64" wide	D4HZ 7B338-A											
	E7HZ 7B338-A	AA										
GEAR (MAINSHAFT)	7B340											
36 external-18 internal teeth	C6TZ 7B340-B											
Mainshaft 2nd, 56 ext. 18 int. teeth	E1HZ 7B340-A	AA										
Mainshaft third	E7HZ 7B340-C		AB	AC	AD							
GEAR (SLIDING CLUTCH)	C6TZ 7B341-A	AA										
18 external-15 internal teeth												
Fifth gear	E7HZ 7B341-A		AB	AC	AD							
	E7HZ 7B341-B		3	3	3							
GASKET (CASE REAR PLATE)	7B343											
19" long x 1/64" thick x 13" wide	C6TZ 7B343-A	AA										
	E7HZ 7B343-A		AB	AC	AD							
BLOCK (SECONDARY SHIFT)	7346											
First-reverse	E7HZ 7346-A		AB	AC	AD							
SPACER	7E354											
	E7HZ 7E354-A		AB	AC	AD							

NOTICE: When the parts list suffix is shown in the quantity required column, the quantity is one (1).

FULLER 7 SPEED
TRANSMISSION

1990/
TRUCK SERIES 600/900

DESCRIPTION/RESTRICTIONS	PART NUMBER	TRANSMISSION PARTS LIST 7AA THRU 7AM										
		AA	AB	AC	AD	AE	AF	AG	AH	AJ	AK	AL
FULLER												
BAR (SHIFT FORK)	7358											
#17244 range cylinder	E1HZ 7358-A											
Low and reverse #19710	E1HZ 7358-D	AA										
Bar deep reduction #19287	E2HZ 7358-A											
Reduction cylinder	E6HZ 7358-A											
Sixth, seventh	E7HZ 7358-A		AB	AC	AD							
MAINSHAFT ASSY. (REDUCTION-OUTPUT) 7358												
incl. Bushing & Snap ring #A4410	D7HZ 7358-A											
PIN (CASE DOWEL)-3/4" O.D. x 1 7/16" long	C6TZ 7B362-A											
NUT	7B364											
Aux. mainshaft stop-hex. head- 2 3/4" x 2"-16 thread	C6TZ 7B364-A	AA										
2 3/8" x 1 1/2"-18 thd.	C8TZ 7B364-A		AB	AC	AD							
BEARING (REVERSE IDLER GEAR) 7B369												
#EJS7255-1 1/4" I.D. x 1 7/8" O.D.	C6TZ 7B369-A	2										
	C8TZ 7B369-A		4	4	4							
YOKE ASSY. (DEEP REDUCTION) 7R385												
	E9HZ 7R385-A	AA										
DEFLECTOR (TRANS. OIL) 7C390												
3 15/16" I.D. x 4 7/16" O.D.	E1HZ 7C390-A											
BLOCK (SHIFT-first and second) 7411												
#19703	E1HZ 7411-B	AA										
Second and third	E7HZ 7411-B		AB	AC	AD							
"O" RING (SHIFT CYLINDER SEAL)- 63/64" I.D. x 1 1/8" O.D. x 1/8" thick	C6TZ 7B411-A	AA										
Cylinder Housing-1 25/64" O.D. x 1 7/64" I.D.	C6TZ 7B411-B	AA										
Shift cylinder seal- 1 11/64" I.D. x 9/64" thick	E6HZ 7B411-A											
SPACER (SHIFT YOKE) 7B416												
Fourth, fifth	E7HZ 7B416-A		AB	AC	AD							
NIPPLE (AIR HOSE)-1" long	C1TT 7B418-B											
COLLAR (BOLT SEALING) 7K449												
Nylon-3/8" I.D.	E1HZ 7K449-A											
SPACER 7482												
Reverse idler gear shaft-11/16" I.D. x 1 1/2" O.D. x 7/32" thick x 1/64" thick	C6TZ 7482-A	2										
Reverse idler, 2 3/4 O.D. x 1 1/8 I.D. x 17/32" wide	D0HZ 7482-A											
Retainer-reverse idler washer-#19090	E1HZ 7482-B											
HOUSING 7505												
	E1HZ 7505-D											
	C6TZ 7505-A											
Use with E8HT-BFA	D4HZ 7505-F	AA		AC	AD							
Use with E8HT-BEA	D5HZ 7505-A	AA	AB									
	D8HZ 7505-G											
PIN (AIR VALVE ACTUATING)-3/4" collar x 5/16" dia. shank x 9/16" plunger x 2 13/16" long	C6TZ 7A507-A											
	E4HZ 7A507-A	AA										

1990/
TRUCK SERIES 600/900

DESCRIPTION/RESTRICTIONS	PART NUMBER	TRANSMISSION PARTS LIST 7AA THRU 7AM											
		AA	AB	AC	AD	AE	AF	AG	AH	AJ	AK	AL	AM
FULLER													
BUSHING													
	7508												
Clutch housing pedal shaft-1" I.D. x 1 1/8" O.D. x 1" long	C6TZ 7508-A	AR	AR	AR	AR								
Clutch pedal shaft-1" I.D. x 1 1/8" O.D. x 1 5/8" long	C6TZ 7508-B	AR	AR	AR	AR								
CYLINDER (SPLITTER GEAR SHIFT)													
	7A508												
3 1/2" long x 3 5/8" Bolt Circle	D2HZ 7A508-A												
	E6HZ 7A508-B												
COVER (CLUTCH HOUSING)													
	7564												
Use with E8HT-BEA	C6TZ 7564-A	AA	AB										
Use with E8HT-BFA	D0HZ 7564-A	AA		AC	AD								
GASKET (CLUTCH HOUSING TO CASE)													
	7A619												
	C6TZ 7A619-B	AA	AB	AC	AD								
SNAP RING (AUXILIARY REDUCTION GEAR)-													
2 1/2" I.D. x 3/32" wide	E1HZ 7A628-A												
WASHER (REVERSE IDLER GEAR THRUST)													
	7728												
1 1/8" I.D. x 2 11/32" O.D. x 7/32" thick	C6TZ 7728-A	2											
SEAL (AUXILIARY REAR BEARING COVER OIL)													
	7918												
Also refer to group 4813	E4HZ 7918-B												
Seal and sling	E7HZ 7918-A	AA	AB	AC	AD								
TROUGH (OIL)													
	7961												
	E7HZ 7961-A		AB	AC	AD								
BUSHING (SPEEDOMETER)													
	B8QH 17323-A	AA	AB	AC	AD								
Nut rev. idler shaft, 5/8-18	371530-S7(MM161A)	2	2	2	2								
Cap screw-Range Slave Valve, 1/4-20 x 1.10	304680-S36M (BB429K)	4	4	4	4								
Cap screw-Shift bar hsg. 3/8-16 x 1 1/2	58636-S2(B85D)	19	19	19	19								
Cap screw, frt. brg. cvr. 3/8-16 x 1 1/4	58635-S2(B82A)	16	16	16	16								
Cap screw, aux. dr. gr. brg. 3/8-16 x 7/8	42998-S8(B252A)	6	6	6	6								
Cap screw, case rr. hsg. 3/8-16 x 2	58638-S2(B89A)	2	2	2	2								
Plug filler, 1 1/4 pipe	374501-S(PP52F)	AA	AB	AC	AD								

NOTICE: When the parts list suffix is shown in the quantity required column, the quantity is one (1).

DESCRIPTION/RESTRICTIONS	PART NUMBER	TRANSMISSION PARTS LISTS 8A THRU 8M												
		A	B	C	D	E	F	G	H	J	K	L	M	
PLUG	7A002													
Aux. air shift cyl. 7306	D3HZ 7A002-A	A	B	C										
CASE (HOUSING)	7005													
#16950	D4HZ 7005-J													
	D5HZ 7005-B				D									
#21318	E8HZ 7005-E	A	B											
Main	E9HZ 7005-E			C										
#22366-Intermediate case	E9HZ 7005-C			C										
Rear	D4HZ 7005-L			C										
Plug (filler)-1 1/4" pipe	353094-S(PP-34)	A	B	C	D									
Plug-magnetic (drain)-3/4"-14 pipe-square socket head	353240-SA(PP-52)	A	B	C	D									
Stud-5/8"-11 and 5/8"-18 x 2 5/32" long	374423-S7-8(WW-66)	A	B	C	D									
5/8"-11 & 5/8"-18 x 25/16" long	371448-S(WW-59)	A	B	C	D									
SPACER (OIL TROUGH)	7E010													
	E9HZ 7E010-A			3										
ELEMENT (OIL FILTER)-2 1/2" O.D. x 1" I.D. x 2 1/16" long	C1TT 7C012-A													
COVER (OIL FILTER)-6 1/4" x 4 7/8" x 2" high (6) 13/32" bolt holes	C1TT 7C013-H													
Bolt (cover to case)-hex head-3/8"-16 x 1"	20388-S8(B-80)													
Lockwasher-3/8"	34807-S8(X-66)													
PLATE	7C014													
Oil filter retainer-6 1/4" x 4 7/8" thick-(6) 13/32" bolt holes	★ C1TT 7C014-A (N/R 3/83)													
SHAFT (INPUT)	7017													
#20535	E6HZ 7017-C	A	B											
#20538	E9HZ 7017-B				D									
#20788	E9HZ 7017-A			C										
BEARING	7025													
Countershaft front-incl. snap ring-inner race	E2HZ 7025-B	2	2											
Countershaft front	E2HZ 7025-A				2									
Input shaft-212L or 212SLV - 1 3/16" I.D. x 1 3/32" wide	C6TZ 7025-A	A	B		D									
	E7HZ 7025-C			C										
GASKET (REDUCTION PISTON)	7D026													
	E9HZ 7D026-A	A	B											
SNAP RING	7030													
Countershaft rear bearing-1 7/16" free I.D. x 3/32" thick	C6TZ 7030-A	2	2		2									
Aux. Countershaft rear, 1 37/64 I.D. x 1/8 wide	C8TZ 7030-B													
Input Shaft, 2 11/64 I.D. x 7/64 thick	E4HZ 7030-A	A	B		D									
WASHER	7033													
Aux. mainshaft thrust	E9HZ 7033-A	A	B											
Pin	378492-S7-8(NN-54-D)	A	B											
VENT (CASE)	7034													
2" long x 1 5/8" O.D. x 1/4" pipe thread	C7TZ 7034-A	A	B	C	D									
COVER	7C035													
	E2HZ 7C035-A			C	D									
Incl. valve	E9HZ 7C035-A	A	B											
PLATE and PIN ASSY. (SYNCHRONIZER)	7A044													
Direct synchronizer - 6 1/2" O.D. incl. 3 pins	D6HZ 7A044-A	A	B	C	D									
Auxiliary reduction	E7HZ 7A044-A	A	B	C	D									
RETAINER (INPUT SHAFT BEARING)	7050													
#20550	E4HZ 7050-D	A	B											
#20552	E9HZ 7050-B				D									
#20777	E9HZ 7050-A			C										
Bolt-3/8"-16 x 1 1/2" hex head	20468-S8(B-85)	4	4	4	4									
Lockwasher-3/8"	34807-S8(X-66)	4	4	4	4									

1990/
TRUCK SERIES 600/900

DESCRIPTION/RESTRICTIONS	PART NUMBER	TRANSMISSION PARTS LISTS 8A THRU 8M												
		A	B	C	D	E	F	G	H	J	K	L	M	
GASKET (INPUT SHAFT BEARING RETAINER)	7051													
4 21/32" I.D. x 6 1/2" O.D. x 1/64" thick-	C6TZ 7051-F	A	B		D									
(6) 13/32" holes	E7HZ 7051-B			C										
SPACER (INPUT SHAFT)	7A059													
2 3/8" I.D. x 2 7/8" O.D. x 5/32" thick	D4HZ 7A059-A	A	B		D									
2 1/32" I.D. x 3" O.D. x 3/16 thick	D4HZ 7A059-B		B											
Input shaft	E7HZ 7A059-A			C										
GEAR (OUTPUT SHAFT SLIDING CLUTCH)-	7A060													
20 ext.-18 int. teeth, 4 1/8 O.D. x 1/2 wide	D4HZ 7A060-A			C										
20 ext.-18 int. teeth	E1HZ 7A060-B													
Aux. Mainshaft	E9HZ 7A060-A	A	B											
SHAFT (OUTPUT)	7061													
Aux. mainshaft	E2HZ 7061-F													
17 splines-13 31/32 long	D4HZ 7061-F				D									
Auxiliary mainshaft. 10-18 teeth, 10 27/32 long	E2HZ 7061-D				D									
Auxiliary mainshaft	E2HZ 7061-E			C										
	E7HZ 7061-E			C										
Aux. mainshaft	E9HZ 7061-A		B											
Aux. mainshaft	E8HZ 7061-A	A												
Mainshaft	E9HZ 7061-B	A	B											
SPACER	7063													
	E9HZ 7063-A		B											
SNAP RING	7064													
Input shaft 3 1/16" O.D. x 3/32 thick	C6TZ 7064-E	A	B		D									
Mainshaft		5	5		5									
Mainshaft front quill-7/8" O.D. x 11/16"	C6TZ 7064-B			C										
I.D. x 3/32" thick														
Output shaft-2 3/16" O.D. x 1 13/16" I.D. x	D0HZ 7064-H			3	2									
3/32" thick														
2 3/4" I.D. x 1/16 thick	D5HZ 7064-A			C										
3 9/32 I.D. x 3 29/32 O.D. 1/8" thick	D4HZ 7064-E	A	B		D									
Mainshaft-2 3/32 I.D. x 2 7/16 O.D. 3/32 thick	D4HZ 7064-F	2	2		2									
Mainshaft drive	D0HZ 7064-D			C										
Mainshaft third	D0HZ 7064-A			C										
	C6TZ 7064-C			C										
Aux. drive gear	D0HZ 7064-B			C										
BEARING	7065													
Auxiliary countershaft-rear-#1310L-incl. snap ring	B7QH 7065-A			2	2									
1 31/32" I.D. x 4 21/64" O.D. x 1 1/16" wide														
Aux. Countershaft rear	E2HZ 7065-B													
Range shift output shaft-#204	C9TZ 7065-A			C										
Aux. drive gear-#118L	C6TZ 7065-F				D									
Aux. drive gear	C6TZ 7065-B			C										
Aux. countershaft front	E9HZ 7065-B			2										
Aux. drive gear-#118	E9HZ 7065-A	A	B											
#18701-17 teeth	D8HZ 7069-A	5	5		5									
SPACER	7072													
#16288-16 int. teeth	E2HZ 7072-A													
GEAR-AUXILIARY DRIVE-	7A079													
Aux. drive-#19254 incl. "O" rings	E2HZ 7A079-B													
Aux. drive-#19275 incl. "O" rings	E2HZ 7A079-A				D									
#22371	E9HZ 7A079-B			C										
#21322	E8HZ 7A079-A	A	B											
KIT SHIM (COUNTERSHAFT REAR BEARING)	7K084													
	E9HZ 7K084-A	AR	AR											

NOTICE: When the parts list suffix is shown in the quantity required column, the quantity is one (1).

DESCRIPTION/RESTRICTIONS	PART NUMBER	TRANSMISSION PARTS LISTS 8A THRU 8M											
		A	B	C	D	E	F	G	H	J	K	L	M
RETAINER ASSY. 7085													
Output shaft bearing-1 15/16" long (6) 13/32" holes	C6TZ 7085-B												
Aux. drive gear brg.	D4HZ 7085-B	A	B		D								
Output shaft bearing	E6HZ 7085-C												
	E8HZ 7085-E	A											
	E8HZ 7085-C			C	D								
	E9HZ 7085-A		B										
Bolt-hex. head-3/8"-16 x 2 3/4"	373139-S(BB-163)	6	6		6								
Lockwasher-3/8"	34807-S8(X-66)	5	5	5	5								
Washer-flat-3/8"	356425-S(XX-136)	A	B	C	D								
GASKET (OUTPUT SHAFT BEARING RETAINER)-4 5/8" I.D. x 6 1/4" O.D.- (10) 13/32" holes	C8TZ 7086-C				D								
	E9HZ 7086-A	A	B										
FLANGE (OUTPUT SHAFT)-Refer to group in Section 71 for Size Chart 7089													
Use with E9HT-BA	E7HZ 7089-H			C									
Use with E8HT-BGA,BHA	E8HZ 7089-G	A											
Use with E8HT-CFA, E9HT-CA	E9HZ 7089-B	A		C	D								
	E9HZ 7089-C		B										
GEAR 7100													
Countershaft-17-17 teeth 13 3/4 long	E2HZ 7100-C	2	2		2								
Mainshaft 1st., 60 ext.-18 int. teeth	E2HZ 7100-B				D								
Mainshaft 1st., 60 ext.-18 int. teeth	E2HZ 7100-E	A	B										
Mainshaft first	E7HZ 7100-F			C									
Pin-roll	* 305029-S	A	B	C	D								
GEAR 7101													
Auxiliary deep reduction-46 ext.-20 int. teeth	E2HZ 7101-D			C									
Auxiliary reduction-48 ext.-18 int. teeth	E2HZ 7101-B				D								
Auxiliary reduction-42 ext.-18 int. teeth	E2HZ 7101-H												
Auxiliary reduction	E9HZ 7101-A	A	B										
Auxiliary reduction	E9HZ 7101-B			C									
GEAR 7102													
Mainshaft low, 44 ext.-18 int. teeth	D4HZ 7102-A	A	B		D								
SHAFT (AIR VALVE ACTUATING) 7B104													
5 1/2" long-3/4" O.D.	D4HZ 7B104-A	A	B		D								
Valve air shift cyl.-7306	D3HZ 7B104-A	A	B	C									
Range slave	E9HZ 7B104-A			C									
RETAINER 7109													
	E9HZ 7109-A			2									
COUNTERSHAFT 7111													
#A-4716	E2HZ 7111-A												
#A-5157, aux.	E8HZ 7111-A	A	B										
#A-5030	E7HZ 7111-A			2									
SPACER (COUNTERSHAFT) 7N112													
#19197	E2HZ 7N112-A												
COUNTERSHAFT (AUXILIARY) 7113													
#A-4727, Aux. Countershaft	E2HZ 7113-F				2								
#A-4818, Aux. Countershaft	E2HZ 7113-S												
	E9HZ 7113-B			2									
SPACER 7115													
Snap ring Countershaft front	E2HZ 7115-A	2	2		2								
Auxiliary countershaft	E9HZ 7115-A	2	2		2								
Auxiliary mainshaft	D6HZ 7115-B			2									
RETAINER 7F115													
#21320, aux. drive gear	E9HZ 7F115-A	A	B										

1990/
TRUCK SERIES 600/900

DESCRIPTION/RESTRICTIONS	PART NUMBER	TRANSMISSION PARTS LISTS 8A THRU 8M											
		A	B	C	D	E	F	G	H	J	K	L	M
WASHER	7117												
18 ext. 18 int. teeth	D4HZ 7117-A												
Aux. mainshaft	E9HZ 7117-A	A	B										
BEARING	7118												
Auxiliary mainshaft-rear- #A2689-A-2 1/2" I.D. x 4 1/2" O.D. x 2 23/32" wide	C6TZ 7118-B			C	D								
Aux. Mainshaft rear-A-33775	D4HZ 7118-B												
Aux. countershaft-front, #MA-1307EL or MTR-1307EL	C1TZ 7118-A				2								
Aux. countershaft	E9HZ 7118-A	4	4										
Aux. mainshaft	E9HZ 7118-B	A	B										
BUSHING (INPUT SHAFT)- 1 11/32" I.D. x 1 5/8" O.D. x 3/4" wide	D0HZ 7120-C	A	B		D								
	D0HZ 7120-A			C									
RING SNAP	7C122												
	E7HZ 7C122-A			2									
SPACER	7125												
Aux. countershaft	D4HZ 7125-A			2									
BEARING (COUNTERSHAFT)	7127												
Rear-#MRY 1308-GEL- 1 9/16" I.D. x 3 35/64" O.D. x 29/32" wide	C6TZ 7127-A	2	2		2								
	E7HZ 7127-B			4									
RETAINER	7135												
#19548	E2HZ 7135-B	2	2										
#19668	E2HZ 7135-A				2								
Roll Pin	★ 353847-S	2	2		2								
Bolt-round head-24 x 1 1/32"	376323-S(BB-390-R)	2	2		2								
GEAR (COUNTERSHAFT)	7137												
Countershaft 3rd, 66 ext. teeth	E2HZ 7137-H				2								
Countershaft 2nd, 46 ext. teeth	E2HZ 7137-D				2								
Countershaft 2nd, 44 ext. teeth	E2HZ 7137-G	2	2										
Countershaft O/D, 69 ext. teeth 7003-BFA,BGA	E2HZ 7137-J	2	2										
Countershaft third	E7HZ 7137-E				2								
SHAFT (REVERSE IDLER GEAR)	7140												
4 11/16" long-1/2"-13 tapped hole one end- 5/8"-18 thread other end	D0HZ 7140-A	2	2		2								
	E7HZ 7140-D				2								
Nut 5/8-18 thd.	371530-S7	2	2		2								
GEAR	7141												
Reverse idler	E7HZ 7141-E				2								
GEAR (REVERSE)	7142												
Idler-29 teeth	D4HZ 7142-D												
Mainshaft, 46 ext. 18 int. teeth	D4HZ 7142-B	A	B		D								
Idler-27 teeth	D4HZ 7142-A	2	2		2								
Mainshaft-46 ext.-18 int. teeth	D4HZ 7142-C												
Mainshaft	E7HZ 7142-F			C									
GEAR (COUNTERSHAFT P.T.O.)	7144												
Countershaft P.T.O., R.H., 45 teeth	D4HZ 7144-D	A	B		D								
Countershaft P.T.O., L.H., 17 teeth	D4HZ 7144-E	A	B		D								
Countershaft P.T.O.	E7HZ 7144-B				2								
BEARING	7145												
Reverse idler	D3HZ 7145-A				2								

NOTICE: When the parts list suffix is shown in the quantity required column, the quantity is one (1).

DESCRIPTION/RESTRICTIONS	PART NUMBER	TRANSMISSION PARTS LISTS 8A THRU 8M											
		A	B	C	D	E	F	G	H	J	K	L	M
GASKET SET	7153												
	C6TZ 7153-A				D								
	D4HZ 7153-C												
	E8HZ 7153-A	A	B										
	E9HZ 7153-A			C									
RETAINER (REVERSE IDLER BEARING)	7155												
#19288	E2HZ 7155-A												
RING (NEUTRAL SWITCH)	7R156												
	E7HZ 7R156-A			C									
Clip	384260-S32(E17A)			C									
GEAR	7158												
Mainshaft 2nd-50 ext.-18 int. teeth	E2HZ 7158-D				D								
Input drive-42 ext.-18 int. teeth	E2HZ 7158-K				D								
Input drive-58 ext.-18 int. teeth	E2HZ 7158-L	A											
Mainshaft 2nd, 56 ext.-18 int. teeth	E2HZ 7158-J	A	B										
Input drive	E8HZ 7158-A			C									
Input drive	E8HZ 7158-C		B										
CLUTCH (SLIDING)	7B161												
Mainshaft fourth-fifth	E7HZ 7B161-C			C									
RING (SNAP)	7162												
Countershaft	C6TZ 7162-A			2									
COVER (POWER TAKE OFF)	7165												
9 5/8" long x 7 3/8" wide x (8) 15/32" holes	D1HZ 7165-A	A	B	C	D								
6 1/4" x 4 7/8"	C6TZ 7165-B	A	B	C	D								
Bolt (cover to case)-3/8"-16 x 5/8"	20328-SB(B-76)	8	8	8	8								
Lockwasher-3/8"	34807-SB(X-66)	8	8	8	8								
Lockwasher-3/8"-external teeth	351487-S(XX-291)	8	8	8	8								
Bolt-hex. head-3/8"-16 x 1 1/2"	20468-SB(B-85)	6	6	6	6								
Lockwasher-3/8"	34807-SB(X-66)	6	6	6	6								
GASKET (OIL FILTER HOUSING)	7166												
6 1/4" x 4 7/8" x 1/16" thick-(6) 13/32" holes	E7HZ 7166-A			C	D								
9 1/4" long-7" wide-1/32" thick-(8) 15/32" holes	D1HZ 7166-A	A	B	C	D								
WASHER (OUTPUT SHAFT)	7173												
18 teeth - 2 19/32" dia. x 9/32" thick	C6TZ 7173-J	5	5	5	5								
20 ext. teeth, 4 1/8 O.D. x 5/16 thick	E1HZ 7173-A												
Aux. mainshaft	E8HZ 7173-A	A	B										
Mainshaft	E7HZ 7173-G			4									
Mainshaft	E7HZ 7173-D			C									
HOSE	7B175												
Auxiliary shift air supply-29" long-1/8"-27 thread ends	C6TZ 7B175-B				D								
28" long	D4HZ 7B175-A				D								
15" long	D4HZ 7B175-B			C									
26" long	D2HZ 7B175-A				D								
27" long	C6TZ 7B175-A												
32" long	D0HZ 7B175-B												
29.50" long	E7HZ 7B175-A												
30" long	D2TZ 7B175-D												
16"	D2HZ 7B175-B			C									
25"	D0HZ 7B175-A			C									
34"	E2HZ 7B175-A	A	2										
36"	E9HZ 7B175-A	A	B										
Elbow-1/8" street	373171-S(II-153-B)	AR	AR	AR	3								
GEAR (COUNTERSHAFT FIRST SPEED)	7176												
Countershaft 1st, 39 ext. teeth	E2HZ 7176-A				2								
Countershaft 1st, 35 ext. teeth	E2HZ 7176-B	2	2										
Mainshaft second	E7HZ 7176-D			C									

1990/
TRUCK SERIES 600/900

DESCRIPTION/RESTRICTIONS	PART NUMBER	TRANSMISSION PARTS LISTS 8A THRU 8M												
		A	B	C	D	E	F	G	H	J	K	L	M	
GEAR	7177													
Output shaft coupler	D5HZ 7177-B			C										
Countershaft drive, 73 ext. teeth	E2HZ 7177-G				2									
Countershaft drive, 62 ext. teeth	E2HZ 7177-H	2	2											
Countershaft drive	E7HZ 7177-E			2										
GASKET	7181													
Auxiliary countershaft rear bearing cover-	D4HZ 7181-B			2	2									
	E1HZ 7181-A													
Aux. countershaft rear bearing cover	E9HZ 7181-A	2	2											
GEARSHIFT LEVER HOUSING TO GEARSHIFT	7185													
	E2HZ 7185-A	A	B	C	D									
RETAINER (MAINSHAFT REAR BEARING)	7195													
CAP (COUNTERSHAFT REAR BEARING)- 5 5/8" square-(4) 13/32" holes	D0HZ 7195-C			2	2									
	E1HZ 7195-A													
Aux. countershaft rear bearing	E9HZ 7195-A	2	2											
Mainshaft rear bearing	E9HZ 7195-B			2										
NUT LOCK	7198													
Aux. Mainshaft, 1-14UNS3B THD	E9HZ 7198-A	A	B											
PLUG (SHIFT DETENT)	7N204													
3/4-16 THD x 1" O.D.	E7HZ 7N204-A	A		C										
STUD (TRANSMISSION CLUTCH HOUSING) 5/8"-11 and 5/8"-18 x 2 7/16" long	D0HZ 7C207-B	6	6	6	6									
Nut-5/8"-18	34453-S8(M-89)	6	6	6	6									
SPRING	7219													
Low and reverse-1 15/32" free length x 1/2" O.D.	C8TZ 7219-C	3	3		3									
Second and third														
Reverse stop plunger-10 1/2 coils-5/8" O.D. x 1 11/16" free length	B8QH 7219-A	A	B	C	D									
Auxiliary transmission-air valve actuating plunger														
	C6TZ 7219-E			3										
1 25/64" free length	E7HZ 7219-A	A	B	C	D									
Ball-steel 1/2"	353079-S(AA-15)	3	3	3	3									
KEY	7B220													
Mainshaft gear-10 13/16" long-6 side design	D2HZ 7B220-A				D									
Auxiliary output shaft-2 13/32" long x 5/16" wide	C6TZ 7B220-D			C										
Countershaft, 3/8 sq x 7 1/2 long	E2HZ 7B220-D													
Countershaft, 3/8 sq x 5 3/16 long	E2HZ 7B220-B	2	2		2									
Mainshaft	E9HZ 7B220-A	A	B											
Countershaft	E7HZ 7B220-D			2										
Mainshaft	E7HZ 7B220-A			C										
HOUSING (GEARSHIFT)	7222													
Use with E8HT-BLA,BMA	E3HZ 7222-A	A	B		D									
Use with E8HT-BNA,BRA	D5HZ 7222-A		B											
	E9HZ 7222-B			C										
GASKET (GEARSHIFT HOUSING)	7223													
16 1/2" x 11 1/2" x 1/16" thick- (14) 13/32" holes	C6TZ 7223-A	A	B		D									
	C8TZ 7223-B			C										
COVER	7B227													
Position finder spring	C6TZ 7B227-A			C										

NOTICE: When the parts list suffix is shown in the quantity required column, the quantity is one (1).

DESCRIPTION/RESTRICTIONS	PART NUMBER	TRANSMISSION PARTS LISTS 8A THRU 8M												
		A	B	C	D	E	F	G	H	J	K	L	M	
GASKET 7B228														
Auxiliary shift cylinder-4 3/4" O.D. x 4" I.D. x 1/16" thick-(4) 13/32" holes	C6TZ 7B228-A			C	D									
Output shaft splitter gear														
Auxiliary shift cylinder- 3 3/4" x 3 1/16" I.D. 1/16" thick-(4) 13/32" holes	C6TZ 7B228-B			C	D									
Splitter gearshift-3 1/2" O.D. x 3 1/16" I.D.,	C6TZ 7B228-C			C										
Splitter gearshift cylinder cover-3 5/8" bolt hole circle x 1/16" thick-(4) 11/32" holes	D2HZ 7B228-A			C										
Aux. shift cylinder cover	E9HZ 7B228-A	A	B											
Aux. shift cylinder to case	E9HZ 7B228-B	A	B											
Position finder cover	C6TZ 7B228-E			C										
FORK (GEARSHIFTER) 7230														
GATE (GEARSHIFTER SHAFT)-First and second speed-2 1/8" long x 3/4" I.D., use with E8HT-BLA,BMA	D0HZ 7230-C	A	B		D									
Third and direct block, use with E8HT-BNA,BRA	C6TZ 7230-B		B											
First and 2nd block, use with E8HT-BNA,BRA	C6TZ 7230-A		B											
First and second yoke	D4HZ 7230-E	A	B		D									
Third and direct yoke	D4HZ 7230-F	A	B		D									
	E7HZ 7230-D			C										
Screw (fork to shaft)-drilled hex. head-pointed-7/16"-20 x 1 5/32" overall length	371073-S(BB-539)	4	4	4	4									
FORK (GEARSHIFTER) 7231														
Auxiliary shift-7 1/8" span x 1" dia. hole, use with	D1HZ 7231-A			C	D									
Auxiliary range shift	E1HZ 7231-A													
Reverse, use with E8HT-BLA,BMA	D4HZ 7231-E	A	B		D									
Reverse, use with E8HT-BNA,BRA	D5HZ 7231-A		B											
	E7HZ 7231-E			C										
GEAR 7L231														
Aux. mainshaft reduction, 48 ext., 20 int. teeth	E2HZ 7L231-A													
Aux. mainshaft reduction	E9HZ 7L231-A	A	B											
GATE (GEARSHIFTER SHAFT)-Third and direct-2 1/8" long x 7/16"-20 holes, use with E8HT-BLA,BMA	C8TZ 7232-C	A	B		D									
Third and fourth, use with E8HT-BNA,BRA	D5HZ 7232-A		B											
Screw (shifter shaft gate)-hex. drilled head-pointed-7/16"-20 x 1 5/32" overall length	371073-S(BB-539)	A	B	3	D									
PISTON (AUXILIARY SHIFT) 7233														
2 31/32" dia. x 5/8" wide-(2) holes-12-24 thread	C6TZ 7233-A	A	B	C	D									
Piston reduction	E9HZ 7233-A	A	B											
PIN (GEARSHIFT ROD INTERLOCK)	B8QH 7235-A	A	B	C	D									
2 1/8" O.D. x 11/16" long														
BAR (SHIFT YOKE) 7240														
	C8TZ 7240-F			C										
SHAFT (GEARSHIFTER)-First and second speed-11 15/16" long, use with E8HT-BLA,BMA	C8TZ 7241-E	A	B		D									
Aux. shift yoke-1" O.D. x 7 15/32" long, use with	D2HZ 7241-A				D									
Range Cyl. 10 57/64" long 1" dia.	E2HZ 7241-A													
First and Second, use with E8HT-BNA,BRA	D5HZ 7241-B		B											
Reduction cyl.	E6HZ 7241-B			C										
PLUG (REVERSE STOP PLUNGER SPRING)-3/4"-16-slotted x 5/16" hole	B8QH 7245-A	A	B	C	D									
PLUNGER (SHIFTER SHAFT GATE-REVERSE GATE)-1 19/32" long	B8QH 7247-A	A	B	C	D									

1990/
TRUCK SERIES 600/900

DESCRIPTION/RESTRICTIONS	PART NUMBER	TRANSMISSION PARTS LISTS 8A THRU 8M											
		A	B	C	D	E	F	G	H	J	K	L	M
AIR FILTER-REGULATOR ASSY.	7B265												
#A-4740	E1HZ 7B265-A			C	D								
#A-5161	E9HZ 7B265-A	A	B										
Plug 1/8" pipe	87708-57-8 (P-13-Z)	A	B	C	D								
GEAR	7B267												
Mainshaft lower	E7HZ 7B267-C			C									
YOKE ASSY. (RANGE SHIFT)	7B283												
#A-5159	E9HZ 7B283-A	A	B										
#16517	D1HZ 7B283-A			C									
CYLINDER ASSY.	7B284												
Auxiliary air shift-6 3/16" long x 1" dia. hole	D1HZ 7B284-A			C									
	D2HZ 7B284-A				D								
Range-reduction shift	E9HZ 7B284-A	A	B										
MAINSHAFT ASSY.	7R286												
#A-5156, auxiliary	E9HZ 7R286-A	A	B										
Pin	71553-S	2	2										
GASKET (SHIFT DETENT)	7L287												
1 1/16" O.D. x 49/64 I.D.	E7HZ 7L287-A	A		C									
"O" RING (AUXILIARY SHIFT PISTON)	7288												
Large-rubber-3" O.D. x 2 5/8" I.D. x 7/32" wide	C6TZ 7288-A	A	B	C	D								
Small-rubber-15/16" O.D. x 3/4" I.D. x 3/32" thick	C6TZ 7288-B	A	B	C	D								
Reduction cyl. 1 27/64" I.D. x 9/64" thick	E6HZ 7288-B			C									
Aux. drive gear-3 3/32 I.D. x 3 1/2 O.D.	D4HZ 7288-A				D								
Speedo opening-11/16" I.D. x 7/64" thick	E7HZ 7288-A	A	B	C	D								
Slave valve, .203/.213 free I.D.	E9HZ 7288-A	2	2										
Reduction piston, 1.36/1.35 free O.D.	E9HZ 7288-B	A	B										
Air range valve	E8HZ 7288-A	A	B		D								
	E7HZ 7288-D			C									
YOKE	7289												
	E7HZ 7289-C			C									
MAGNET	7E290-A												
	E0TZ 7E290-A	3	3	3	3								
VALVE ASSY. (CONTROL SLAVE-ON TRANSMISSION)	7D292												
	E1HZ 7D292-A	A	B	C	D								
SPRING (DIRECT SYNCHRO PLATE)- 1 37/64" free length-22 coils-9/32" dia.	C6TZ 7B294-A	3	3	3	3								
COVER ASSY. (AIR SHIFT CYLINDER)	7306												
	D2HZ 7306-A			C									
SLEEVE (ADAPTER PLATE ALIGNMENT)- 21/32 long x 15/32" shank dia. x 3/4" large dia.	7311												
	E1HZ 7311-B	A	B		D								
	E9HZ 7311-A			C									
GASKET	7314												
Range slave valve	E1HZ 7314-A	A	B	C	D								
HOUSING REAR	7B332-See also 7005												
	D8HZ 7B332-A				D								
Plate trans rear, #17250	E1HZ 7B332-A												
#21431	E9HZ 7B332-A	A	B										
	C6TZ 7B332-B												
Bolt (bracket to case)-3/8"-16 x 3/4"	43256-S8 (U-77-F)	2	2	2	2								
Lockwasher-3/8"	34807-S8(X-66)	2	2	2	2								
SHAFT (GEARSHIFTER)-Third and direct- 11 5/16" long x 3/4" O.D., use with E8HT-BLA,BMA	C8TZ 7334-A	A	B	C	D								

NOTICE: When the parts list suffix is shown in the quantity required column, the quantity is one (1).

FULLER 8 SPEED
TRANSMISSION

1990/
TRUCK SERIES 600/900

DESCRIPTION/RESTRICTIONS	PART NUMBER	TRANSMISSION PARTS LISTS 8A THRU 8M												
		A	B	C	D	E	F	G	H	J	K	L	M	
WASHER		7B334												
Auxiliary output shaft reduction- 2 1/2" I.D. x 3 5/32" O.D. x 15/32" thick	C6TZ 7B334-B			C	D									
2 1/2" I.D. x 4 1/4" O.D. x 5/16" thick	C6TZ 7B334-A				D									
18 ext. teeth-2 25/32" I.D. x 3 7/8" O.D. x 7/16" wide	C6TZ 7B334-C				D									
2 49/64" I.D. x 4 3/32" O.D.	E1HZ 7B334-A													
Aux. mainshaft-flat	E8HZ 7B334-A	A												
Aux. mainshaft-flat	E9HZ 7B334-A		B											
	D0HZ 7B334-B			C										
CLUTCH (AUXILIARY SLIDING)		7B338												
	E7HZ 7B338-A	A	B	C	D									
GEAR (MAINSHAFT THIRD)		7B340												
52 ext.-18 int. teeth #19249	E2HZ 7B340-D				D									
Mainshaft o/drive, 48 ext.-18 int. teeth	E2HZ 7B340-E	A	B											
Mainshaft third	E8HZ 7B340-A			C										
GEAR (MAINSHIFT SLIDING CLUTCH)		7B341												
18 ext.-17 int. teeth	D4HZ 7B341-A	3	3		3									
	E7HZ 7B341-C			2										
GASKET (CASE REAR PLATE)		7B343												
19" long x 13" wide x 1/64" wide	C6TZ 7B343-B	A	B	C	D									
Intermediate housing	E9HZ 7B343-A			C										
SHAFT		7358												
Low and reverse speed shift fork-9 27/32" long x 3/4" dia., use with E8HT-BHA,CFA	D0HZ 7358-A	A												
Includes bushing and snap ring	D7HZ 7358-A			C										
Reverse, use with E8HT-BNA,BRA	D5HZ 7358-C		B											
Rev. #14908-8 1/32" long, use with E8HT-BGA,BLA,BHA	C8TZ 7358-F	A	B		D									
Reduction cyl. #16776	E6HZ 7358-A			C										
#15100	C8TZ 7358-B			C										
#15101	C8TZ 7358-C			C										
PIN (CASE DOWEL)-1 7/16" long x 3/4" O.D.	C6TZ 7B362-A			2	2									
NUT-auxiliary mainshaft stop-2 5/8" hex. x 2"-16	C6TZ 7B364-A	A	B	C	D									
BEARING (REVERSE IDLER GEAR)		7B369												
#EJS 7255-1 1/4" I.D. x 1 7/8" O.D.	C6TZ 7B369-A	2	2		2									
YOKE ASSY. (REDUCTION SHIFT)		7R385												
#A-5160	E9HZ 7R385-A	A	B											
DEFLECTOR (TRANS OIL)		7C390												
3 15/16" I.D. x 4 7/16" O.D.	E1HZ 7C390-A													
"O" RING		7B411												
Shift cylinder seal- 63/64" I.D. x 1 1/8" O.D. x 9/64" thick	C6TZ 7B411-A	A	B	C	D									
Reduction piston housing	C6TZ 7B411-B	A	B											
Shift cylinder seal- 1 11/64" I.D. x 9/64" thick	E6HZ 7B411-A			C										
SPACER (YOKE BAR)		7B416												
Reverse-25/32" I.D. x 15/32" thick x 1 or 1 1/16" O.D.	E1HZ 7B416-A													
COLLAR (SEALING)		7K449												
3/8" I.D.	E1HZ 7K449-A			C	D									
SPACER (REVERSE IDLER GEAR SHAFT)		7482												
11/16" I.D. x 1 1/2" O.D. x 7/32" thick x 1/64" thick	C6TZ 7482-A	2	2		2									
WASHER (REVERSE IDLER)-2 3/4" O.D. x 1 1/8" I.D. x 17/32" wide	D0HZ 7482-A				2									
	E7HZ 7482-B			2										

1990/
TRUCK SERIES 600/900

DESCRIPTION/RESTRICTIONS	PART NUMBER	TRANSMISSION PARTS LISTS 8A THRU 8M												
		A	B	C	D	E	F	G	H	J	K	L	M	
HOUSING (CLUTCH)-#16329	7505													
Use with E8HT-BHA,CFA,BMA,BRA	D4HZ 7505-F	A	B											
Use with E8HT-BGA,BLA,BNA	D5HZ 7505-A	A	B		D									
	E1HZ 7505-C			C										
PIN (AIR VALVE ACTUATING)	7A507													
5/16" dia. shank x 3/4" collar x 9/16" plunger	E4HZ 7A507-A	A	B		D									
	E4HZ 7A507-B			C										
BUSHING	7508													
Clutch housing pedal shaft x 1" long x 1 1/8"	C6TZ 7508-A	AR	AR	8	2									
Clutch pedal shaft-1 5/8" long x 1 1/8" O.D. x 1" I.D.	C6TZ 7508-B	AR	AR		D									
CYLINDER (SPLITTER GEAR SHIFT)	7A508													
	E6HZ 7A508-B			C										
COVER (CLUTCH HOUSING DUST)-6 3/4" long x 4 3/4" wide, use with E8HT-BGA,BLA,BNA	C6TZ 7564-A	A	B		D									
Use with E8HT-BHA,CFA,BMA,BRA	D0HZ 7564-A	A	B	C										
GASKET (CLUTCH HOUSING TO CASE)	C6TZ 7A619-B	A	B		D									
	E7HZ 7A619-B			C										
SNAP RING (AUXILIARY REDUCTION GEAR)-3 23/32" I.D. x 4 1/8" O.D. x 3/32" wide	C6TZ 7A628-A			C	D									
2 1/2" I.D. x 3/32" wide	E1HZ 7A628-A													
TROUGH (OIL)	7716													
	E6HZ 7716-A	A	B		D									
	E9HZ 7716-A			C										
WASHER (REVERSE IDLER GEAR THRUST)-2 11/32" O.D. x 1 1/8" I.D. x 13/64" thick	C6TZ 7728-A	2	2		2									
	E7HZ 7728-C			2										
SEAL (AUXILIARY REAR BEARING COVER OIL)	7918													
Seal and slinger	E7HZ 7918-A	A	B	C	D									
TROUGH (OIL)	7961													
Rear case	E9HZ 7961-A			C										
BUSHING (SPEEDOMETER)	B8QH 17323-A	A	B	C	D									
Nut-rev-idler shaft-5/8-18	371530-S7(MM161-A)	AR	AR	AR	AR									
Cap screw-c/shft. frt. brg. 5/8-18 x 1 3/4	377850-S(BB273-A)	AR	AR	AR	AR									
Cap screw-range slave valve-1/4-20 x 1.10	304680-S36M(BB429-K)	AR	AR	AR	AR									
Cap screw-shift bar. hsg.-3/8-16 x 1 1/2	58636-S2(B85-D)	AR	AR	AR	AR									
Cap screw-frt. brg. cur., shift. hsg.3/8-16 x 1 1/4	58635-S2(B82-A)	AR	AR	AR	AR									
Cap screw-rear case to main case, 3/8-16 x 1 3/4	58637-52(B86-A)	AR	AR	AR	AR									
Cap screw-aux. dr. gr. brg. ret. 3/8-16 x 7/8	42998-S8(B252-A)	AR	AR	AR	AR									
Cap screw-case rr hsg. 3/8-16 x 2	58638-S2(B89-A)	AR	AR	AR	AR									
Plug-filler-1 1/4 pipe	374501-S(PP-52-F)	AR	AR	AR	AR									
Cap screw-rr brg. cover-3/8-16 x 2 3/4	373139-S(BB163)	AR	AR	AR	AR									

NOTICE: When the parts list suffix is shown in the quantity required column, the quantity is one (1).

FULLER 9 SPEED
TRANSMISSION

1990/
TRUCK SERIES 600/900

DESCRIPTION/RESTRICTIONS	PART NUMBER	TRANSMISSION PARTS LISTS 9A THRU 9M											
		A	B	C	D	E	F	G	H	J	K	L	M
SEAL (OUTPUT SHAFT BEARING RETAINER OIL)-Refer to group 7918	4813												
PLUG	7A002												
13/16-20 hex	C7TZ 7A002-B				D	E				J	K	L	
CASE ASSY.-incl. magnetic chip collectors	7005												
#15390	D5HZ 7005-B		B		D	E	F	G	H	J	K		
#15665	D0HZ 7005-C												
	E7HZ 7005-F	A		C								L	
	E8HZ 7005-A												
Plug (filler)-1 1/4" pipe	353094-S(PP-34)	A	B	C	D	E	F	G	H	J	K	L	
Stud-5/8"-11 and 5/8"-18 x 2 5/32" long	374423-S7-8(WW-66)	6	6	6	6	6	6	6	6	6	6	6	6
Plug-1/2"-14	357985-S(PP-48)	A	B	C	D	E	F	G	H	J	K	L	
Plug-3/4", magnetic	353240-SA(PP-52)	A	B	C	D	E	F	G	H	J	K	L	
CASE (HOUSING)	7006												
Auxiliary housing	D0HZ 7006-A	A		C								L	
IMPELLER ASSY. (OIL PUMP)	7C010												
	E8HZ 7C010-A												
Ring Cresent	370065-S7(QQ-37)												
ELEMENT (OIL FILTER)-2 1/2" O.D. x 1" I.D. x 2 1/6" long	C1TT 7C012-A												
COVER (OIL FILTER)-6 1/4" x 4 7/8" x 2 high (6) 13/32" bolt holes	C1TT 7C013-H												
Bolt (cover to case)-hex. head-3/8"-16 x 1"	58634-S2(B-80B)												
Lockwasher-3/8"	34807-S8(X-66)												
SHAFT (INPUT)	7017												
18 teeth-10 splines x 11 15/16" long, #16465	D4HZ 7017-E												
18 teeth x 12 1/8 long, #20540	E4HZ 7017-D												
	E6HZ 7017-C		B		D	E	F	G	H	J	K		
	E7HZ 7017-F			C								L	
	E9HZ 7017-A	A											
RETAINER (OIL PUMP)	7N018												
	E8HZ 7N018-A												
BEARING	7025												
212L or 212SLV-1 3/16" I.D. x 13/32" wide	C6TZ 7025-A		B	D		E	F	G	H	J	K		
Countershaft front #309 MG	E2HZ 7025-A				2		2	2		2	2		
Countershaft front-incl. snap ring inner race	E2HZ 7025-B		2			2			2				
Input shaft	E7HZ 7025-C	A		C								L	
SNAP RING	7030												
1 7/16" free I.D. x 3/32" thick	C6TZ 7030-A		2		2	2	2	2	2	2	2		
Input Shaft 2 11/64 I.D. x 7/24 thick	E4HZ 7030-A		B		D	E	F	G	H	J	K		
VENT (CASE)	7034												
2" long x 1 5/8" O.D. x 1/4" pipe thread	C7TZ 7034-A		B				F	AR	AR	J	K	L	
	FOHZ 7034-A				D	E							
COVER	7C035												
#19690	E2HZ 7C035-A		B		D	E	F	G	H	J	K		
#19598	E1HZ 7C035-A	A		C								L	
PLATE and PIN ASSY. (SYNCHRONIZER)	7A044												
Direct-6 1/2" O.D. incl. (3) Pins	D6HZ 7A044-A		B		D	E	F	G	H	J	K		
Reduction-7" O.D.-inc. (3) pins.	C6TZ 7A044-A												
Reduction	E7HZ 7A044-A		B		D	E	F	G	H	J	K		
Aux. direct	E4HZ 7A044-A	A		C								L	
Aux. reduction	E4HZ 7A044-B	A		C								L	
NUT (INPUT SHAFT BEARING RETAINER)	C1TT 7045-A												
3 1/4" O.D. x 2 1/8"-16 thread													
RETAINER (INPUT SHAFT BEARING)	7050												
6 9/16" O.D. x 1 1/32" wide, #15111	D4HZ 7050-A												
#20550	E4HZ 7050-D		B		D	E	F	G	H	J	K		

1990/
TRUCK SERIES 600/900

DESCRIPTION/RESTRICTIONS	PART NUMBER	TRANSMISSION PARTS LISTS 9A THRU 9M												
		A	B	C	D	E	F	G	H	J	K	L	M	
RETAINER (INPUT SHAFT BEARING)	7050 — Cont'd													
	E7HZ 7050-C			C									L	
	E9HZ 7050-A	A												
Bolt-3/8"-16 x 1 1/2" hex. head	20468-S8(B-85)	4	4	4	4	4	4	4	4	4	4	4	4	
Lockwasher-3/8"	34807-S8(X-66)	4	4	4	4	4	4	4	4	4	4	4	4	
GASKET (INPUT SHAFT BEARING RETAINER)	7051													
4 21/32" I.D. x 6 1/2" O.D. x 1/64" thick (6) 13/32" holes	C6TZ 7051-F		B		D	E	F	G	H	J	K			
	E7HZ 7051-B	A		C									L	
SPACER (INPUT SHAFT)	7A059													
2 3/8" I.D. x 2 7/8" O.D. x 5/32" thick	D4HZ 7A059-A		B		D	E	F	G	H	J	K			
Washer output shaft rear- 2 1/32" I.D. x 3" O.D. x 3/16" thick	D4HZ 7A059-B													
Input shaft	E7HZ 7A059-A	A		C									L	
SHAFT (OUTPUT)	7061													
17 splines-13 31/32" long	D4HZ 7061-F		B		D	E	F	G	H	J	K			
#19281	E2HZ 7061-D		B				F	G	H	J	K			
#19202	E2HZ 7061-H													
#20614-mainshaft	E7HZ 7061-E	A		C									L	
#20835-aux. mainshaft	E7HZ 7061-F	A		C									L	
#20472-aux. mainshaft	F0HZ 7061-C				D	E								
SNAP RING	7064													
2 3/16" O.D. x 1 13/16" I.D. x 3/32" thick, input shaft bearing	D0HZ 7064-H	A	2	C	2	2	2	2	2	2	2	2	L	
Mainshaft 3rd	D0HZ 7064-A	A		C									L	
Main drive gear retain	D0HZ 7064-D	A		C									L	
Auxiliary drive gear	D0HZ 7064-B	A		C									L	
Input shaft-3 1/16" O.D. x 3/32" wide	C6TZ 7064-E		6		6	6	6	6	6	6	6	6		
Aux. Countershaft rear bearing-1 63/64" I.D. 2 27/64" O.D. x 7/64" thick	D4HZ 7064-D													
Aux. drive gear-3 9/32" x 3 29/32" O.D. x 1/8" thick	D4HZ 7064-E		B		D	E	F	G	H	J	K			
Output shaft-2 3/32" I.D. x 2 7/16" O.D. x 3/32" thick	D4HZ 7064-F		2		2	2	2	2	2	2	2	2		
Aux. drive gear-rear	C6TZ 7064-C	A		C									L	
BEARING	7065													
Auxiliary countershaft-rear-#1310L-incl. snap ring 1 31/32" I.D. x 4 21/64" O.D. x 1 1/16" wide	B7QH 7065-A		2		2	2	2	2	2	2	2	2		
Aux. countershaft rear, #311NRJ	B8QH 7065-B													
Auxiliary drive gear #118-L	C6TZ 7065-F		B		D	E	F	G	H	J	K			
Aux. drive gear	C6TZ 7065-A	A		C									L	
Aux. countershaft	E7HZ 7065-B	2		2									2	
Washer (output shaft gear) 17 teeth 2 27/32" O.D. x 1/4" wide	D8HZ 7069-A		5		5	5	5	5	5	5	5	5		
ADAPTER (AUXILIARY SHIFT)	7K077													
1/8-27 male, 1/8-27 fem. thd.	C8TZ 7K077-A	A		C									L	
GEAR (AUXILIARY DRIVE)	7A079													
#19254	E2HZ 7A079-B				D		F	G		J	K			
#19275	E2HZ 7A079-A		B			E			H					
RETAINER ASSY.	7085													
Output shaft bearing-1 15/16" long (6) 13/32" holes	C6TZ 7085-B													
Aux. drive gear bearing-8" dia. x 5 1/16" I.D.	D4HZ 7085-B		B		D	E	F	G	H	J	K			
Output shaft bearing	E6HZ 7085-C													
Rear cover	E7HZ 7085-E			C										
Rear cover	E8HZ 7085-B	A											L	
Rear cover	E8HZ 7085-C		B		D	E	F	G	H	J	K			

NOTICE: When the parts list suffix is shown in the quantity required column, the quantity is one (1).

DESCRIPTION/RESTRICTIONS	PART NUMBER	TRANSMISSION PARTS LISTS 9A THRU 9M												
		A	B	C	D	E	F	G	H	J	K	L	M	
Bolt-hex. head-3/8"-16 x 2 3/4"	373139-S(BB-163)	6	6	6	6	6	6	6	6					
Lockwasher-3/8"	34807-S8(X-66)	6	6	6	6	6	6	6	6					
Washer-flat-3/8"	356425-S(XX-136)	A	B	C	D	E	F	G	H	J	K			
GASKET (OUTPUT SHAFT BEARING) RETAINER)-4 5/8" I.D. x 6 1/4" O.D.- (10) 13/32" holes	C8TZ 7086-C		B		D	E	F	G	H	J	K			
	D0HZ 7086-A	A		C									L	
FLANGE (OUTPUT SHAFT)	7089													
#1710, use with F0HT-YA	E7HZ 7089-R	A		C				G					L	
#1810, use with F0HT-VA,ZA,AAA,ADA,AVA,BBA,BEA, LA,TA,NA	E8HZ 7089-G						F	G	H	J				
#1760, use with F0HT-UA,ACA,BAA,BDA,KA,JA,MA,SA	E9HZ 7089-B						F	G	H	J	K			
#1710, use with F0HT-ABA,BCA,RA,HA	E7HZ 7089-H						F	G	H	J				
GEAR	7100													
Roll Pin	353847-S8(NN-109-A)		2		2	2	2	2		2	2			
Mainshaft-first 18 int.-60 ext. teeth	E2HZ 7100-E				D		F	G		J	K			
Mainshaft first-18 int.-60 ext. teeth	E2HZ 7100-B		B			E			H					
Countershaft-17-17 teeth, 13 3/4" long	E2HZ 7100-C		2		2	2	2	2	2	2	2			
Mainshaft first	E7HZ 7100-F	A		C									L	
GEAR	7101													
Aux. mainshaft reduction-42 ext.-18 int. teeth	E1HZ 7101-D						F	G		J	K			
Aux. mainshaft reduction-42 ext.-18 int. teeth	E2HZ 7101-H													
48 ext.-18 int. teeth	E2HZ 7101-B		B						H					
Aux. mainshaft	E1HZ 7101-C	A		C									L	
Aux. mainshaft	F0HZ 7101-B					E								
Aux. mainshaft	F0HZ 7101-A				D									
GASKET	71101													
Backup light switch	E8HZ 71101-A				2	2				J	K	L		
GEAR	7102													
Low speed-44 external-18 internal teeth 8 5/8" O.D. x 1 5/32" wide	D4HZ 7102-A		B		D	E	F	G	H	J	K			
Aux. mainshaft reduction, 48 ext.-18 int. teeth	E2HZ 7102-B													
GEAR	7103													
Auxiliary drive	E1HZ 7103-A	A		C									L	
SHAFT (AIR VALUE ACTUATING)	7B104													
5 1/2" long-3/4" O.D.	E9HZ 7B104-A	A	B	C	D	E	F	G	H	J	K	L		
RETAINER	7109													
Aux. drive gear lock	D0HZ 7109-A	2		2									2	
COUNTERSHAFT	7111													
	E7HZ 7111-A	2		2									2	
COUNTERSHAFT	7113													
#A-4722-Aux. Countershaft	E2HZ 7113-J						2	2		2	2			
#A-4727-Aux. Countershaft	E2HZ 7113-F		2						2					
#A-4723-Aux. Countershaft	E2HZ 7113-K													
#A-4820-Aux. Countershaft	E2HZ 7113-R													
#A-4728-Aux. Countershaft	E2HZ 7113-P													
#A-4991-Aux. Countershaft	E7HZ 7113-D	2		2									2	
#A-4976-Aux. Countershaft	F0HZ 7113-B				2									
#A-5051-Aux. Countershaft	F0HZ 7113-D					2								
YOKE	7C114													
1st, 2nd shift	E8HZ 7C114-A		B			E			H					
SNAP RING	7115													
Countershaft-2 11/32" free I.D. x 5/64" thick	E2HZ 7115-A		2		2	2	2	2	2	2	2			
BEARING	7118													
Auxiliary mainshaft-rear- #A2689-A-2 1/2" I.D. x 4 1/2" O.D. x 2 23/32" wide	C6TZ 7118-B		B		D	E	F	G	H	J	K			

1990/
TRUCK SERIES 600/900

DESCRIPTION/RESTRICTIONS	PART NUMBER	TRANSMISSION PARTS LISTS 9A THRU 9M												
		A	B	C	D	E	F	G	H	J	K	L	M	
BEARING 7118 — Cont'd														
Aux. Countershaft—front #MA1307EL or MR1307EL -- 1 3/8" I.D. x 3 9/64" O.D. x 13/16" wide	C1TZ 7118-A		2		2	2	2	2	2	2	2	2		
A-33775 or A-49271, 2 3/4" I.D. x 4 7/16" O.D. x 3" wide	D4HZ 7118-B													
Aux. countershaft	E7HZ 7118-K	2		2										2
Aux. mainshaft, rear	C8TZ 7118-A	A		C										L
Auxiliary mainshaft	D0HZ 7118-A	A		C										L
Bushing (input shaft)— 1 11/32" I.D. x 1 5/8" O.D. x 3/4" wide	D0HZ 7120-C		B		D	E	F	G	H					
	D0HZ 7120-A	A		C						J	K	L		
RING (RETAINING) 7C122														
Case rear	E7HZ 7C122-A	2		2										2
SYNCHRONIZER KIT 7124														
Consists of: 7A044 (2), 7B294(3)	D9HZ 7124-B													
BEARING (COUNTERSHAFT) 7127														
Rear-#MRY 1308-GEL, 1 9/16" I.D. 3 35/64" O.D. 29/32" wide	C6TZ 7127-A		2		2	2	2	2	2	2	2	2		
	E7HZ 7127-B	4		4										4
RETAINER 7135														
Countershaft bearing—front	E2HZ 7135-A				2		2	2			2	2		
#19548, incl. roll pin	E2HZ 7135-B		2			2			2					
GEAR 7137														
Countershaft 3rd-62 ext. teeth	E2HZ 7137-F				2		2	2			2	2		
Countershaft O/D-73 ext. teeth	E2HZ 7137-C		2			2			2					
Countershaft 2nd-44 ext. teeth	E2HZ 7137-G				2		2	2			2	2		
Countershaft 2nd-46 ext. teeth	E2HZ 7137-D		2			2			2					
Countershaft 3rd	E7HZ 7137-E	2		2										2
Bolt—round head-24 x 1 1/32"	376323-S(BB-390-R)	2	2	2	2	2	2	2	2	2	2	2	2	2
SHAFT (REVERSE IDLER GEAR) 7140														
4 11/16" long	D0HZ 7140-A		2		2	2	2	2	2	2	2	2		
	E7HZ 7140-D	2		2										2
Nut—hex. head-1/2"-20	34449-S7-8(M-85)	2	2	2	2	2	2	2	2	2	2	2	2	2
Washer—flat-1/2"	44735-S8(X-32)	2	2	2	2	2	2	2	2	2	2	2	2	2
GEAR 7141														
Reverse idler	E7HZ 7141-E	2		2										2
GEAR (REVERSE IDLER) 7142														
46 ext. 18 int. teeth 7 15/16" O.D. x 1 5/32" wide	D4HZ 7142-B		B		D	E	F	G	H	J	K			
27 teeth-1 9/16" I.D. x 4 29/32" O.D. x 1 5/16" wide	D4HZ 7142-A		2		2	2	2	2	2	2	2			
Mainshaft reverse	E7HZ 7142-F	A		C										L
GEAR (COUNTERSHAFT P.T.O.) 7144														
R.H. 45 teeth-7 3/4" dia. x 1 1/16" wide	D4HZ 7144-D		B		D	E	F	G	H	J	K			
L.H. 47 teeth-8 3/32" dia. x 1" wide	D4HZ 7144-E		B		D	E	F	G	H	J	K			
	E7HZ 7144-B	2		2										2
BEARING 7145														
Reverse idler	D3HZ 7145-A	2		2										2
TUBE (OIL PUMP) 7N148														
	E8HZ 7N148-A													
HOUSING (OIL PUMP) 7B150														
	E8HZ 7B150-A													
Plug expansion, 3/4"	389187-S(PP-86-H)													
Pin roll	305080-S(NN-113)													
GASKET KIT 7153														
	C6TZ 7153-A		B		D	E	F	G	H	J	K			
	D4HZ 7153-C													
	D4HZ 7153-E	A		C										L
RING 7R156														
Neutral switch	E7HZ 7R156-A													L

NOTICE: When the parts list suffix is shown in the quantity required column, the quantity is one (1).

DESCRIPTION/RESTRICTIONS	PART NUMBER	TRANSMISSION PARTS LISTS 9A THRU 9M												
		A	B	C	D	E	F	G	H	J	K	L	M	
GEAR	7158													
Input shaft drive-18 int.-48 ext. teeth	E2HZ 7158-F				D		F	G		J	K			
Mainshaft second-18 int.-56 ext. teeth	E2HZ 7158-J				D		F	G		J	K			
Input shaft drive-18 int.-52 ext. teeth	E2HZ 7158-E		B			E			H					
Mainshaft second-18 int.-50 ext. teeth	E2HZ 7158-D		B			E			H					
Input shaft drive see 7C391	* E7HZ 7158-D			C										
Input shaft drive	E8HZ 7158-A	A											L	
CLUTCH (SLIDING)	7B161													
Mainshaft 3rd	D6HZ 7B161-A			C										
Mainshaft 3rd	E7HZ 7B161-C	A											L	
RING (RETAINING)	7162													
Countershaft	C6TZ 7162-A	2		2									2	
COVER (POWER TAKE OFF)	7165													
9 5/8" long x 7 3/8" wide x (8) 15/32" holes	D1HZ 7165-A	A	B	C	D	E	F	G	H	J	K	L		
6 1/4" x 4 7/8"	C6TZ 7165-B	A	B	C	D	E	F	G	H	J	K	L		
Bolt (cover to case)-3/8"-16 x 5/8"	20328-S8(B-76)	8	8	8	8	8	8	8	8	8	8	8	8	
Lockwasher-3/8"	34807-S8(X-66)	8	8	8	8	8	8	8	8	8	8	8	8	
Lockwasher-3/8"-external teeth	351487-S(XX-291)													
Bolt-hex. head-3/8"-16 x 1 1/2"	20468-S8(B-85)	6	6	6	6	6	6	6	6	6	6	6	6	
GASKET (OIL FILTER HOUSING)	7166													
6 1/4" x 4 7/8" x 1/16" thick-(6) 13/32" holes	E7HZ 7166-A	A	B	C	D	E	F	G	H	J	K	L		
9 1/4" long-7" wide-1/32" thick-(8) 15/32" holes	D1HZ 7166-A	A	B	C	D	E	F	G	H	J	K	L		
PLUG (OIL PUMP TO CASE)	7N171													
	E8HZ 7N171-A													
WASHER (OUTPUT SHAFT)	7173													
18 ext. teeth, 2 19/32" dia. x 9/32" thick	C6TZ 7173-J		5		5	5	5	5	5	5	5			
16 ext., 13 int. teeth, m/shaft 3rd	D0HZ 7173-A	A		C										
18 ext., 15 int. teeth	E7HZ 7173-G			4									4	
	E7HZ 7173-D	4											L	
HOSE	7B175													
28" long	D4HZ 7B175-A		B		D	E	F		H	J	K			
26" long	D2HZ 7B175-A		B		D	E	F	G	H	J	K			
29" long	C6TZ 7B175-B		B		D	E	F	G	H	J	K			
27" long	C6TZ 7B175-A				D									
10 1/2" long	E1HZ 7B175-A	A		C									L	
12 1/2" long	C8TZ 7B175-D	A		C									L	
15" long	D4HZ 7B175-B	A		C				G					L	
Clip (hose to case)	357946-S8(GG-152)	2	2	2	2	2	2	2	2	2	2	2	2	
GEAR	7176													
35 ext. teeth-countershaft first	E2HZ 7176-B				2		2	2		2	2			
39 ext. teeth-countershaft first	E2HZ 7176-A		2			2			2					
Mainshaft second	E7HZ 7176-D	A		C									L	
GEAR	7177													
Countershaft drive-69 ext. teeth	E2HZ 7177-F				2		2	2		2	2			
Countershaft drive-66 ext. teeth	E2HZ 7177-D		2			2			2					
Countershaft drive	E7HZ 7177-E	2		2									2	
GASKET	7181													
Auxiliary countershaft rear bearing cover- 4 19/32" I.D. x 1/32" thick	D4HZ 7181-B		2		2	2	2	2	2	2	2			
Auxiliary countershaft rear bearing	D4HZ 7181-D													
Aux. shift cyl.	C8TZ 7181-B	A		C									L	
Aux. shift cyl.	C8TZ 7181-D	A		C									L	
GEARSHIFT (LEVER HOUSING TO GEARSHIFT HOUSING)	7185													
	E2HZ 7185-A	A	B	C	D	E	F	G	H	J	K	L		

1990/
TRUCK SERIES 600/900

FULLER 9 SPEED
TRANSMISSION

DESCRIPTION/RESTRICTIONS	PART NUMBER	TRANSMISSION PARTS LISTS 9A THRU 9M												
		A	B	C	D	E	F	G	H	J	K	L	M	
RETAINER (MAINSHAFT REAR BEARING)	7195													
CAP (COUNTERSHAFT REAR BEARING)- 5 5/8" square-(4) 13/32" holes	D0HZ 7195-C		2		2	2	2	2	2	2	2	2		
Aux. countershaft rear bearing	D4HZ 7195-E													
Aux. drive gear return	D0HZ 7195-A	2		2									2	
PLUG (SHIFT HOUSING DETENT)	7N204													
3/4-16 thd. x 1" O.D.	E7HZ 7N204-A				D		F	G	H	J	K	L		
STUD (TRANSMISSION CLUTCH HOUSING) 5/8"-11 5/8"-18 THD. 2 7/16" long	D0HZ 7C207-B		6		6	6	6	6	6	6	6	6	3	
SPRING	7219													
Reverse stop plunger-10 1/2 coils-5/8" O.D. x 1 11/16" free length	B8QH 7219-A	A	B	C	D	E	F	G	H	J	K	L		
1 15/32" free length x 1/2" O.D.- Low and reverse, first and second	C8TZ 7219-C		3		3	3	3	3	3	3	3			
1 1/4" free length-range slave Pin	E1HZ 7219-A													
Range slave shaft-1 25/64 free length	C6TZ 7219-E	3		3									3	
Ball-steel 1/2"	E7HZ 7219-A	A	B	C	D	E	F	G	H	J	K	L		
	353079-S(AA-15)	3	3	3	3	3	3	3	3	3	3	3	3	
KEY	7B220													
Mainshaft gear-10 13/16" long-6 side design	D2HZ 7B220-A		B		D	E	F	G	H	J	K			
Countershaft-3/8 square x 5 3/16" long	E2HZ 7B220-B		2		2	2	2	2	2	2	2			
Countershaft	E7HZ 7B220-D	A		C									L	
Mainshaft	E7HZ 7B220-A	A		C									L	
Oil pump shaft	E8HZ 7B220-A													
Ball steel 3/4" dia.	★ C1TZ 7C220-A N/R(1/76)	2	2	2	2	2	2	2	2	2	2	2	2	
HOUSING (GEARSHAFT)	7222													
Use on E9HT-MA	E3HZ 7222-A				D		F			J				
Use on E9HT-YA	D5HZ 7222-A				D			G			K			
	C8TZ 7222-S	A		C									L	
Use on E9HT-RA	E8HZ 7222-A					E								
#20487, S1445, use on E9HT-AAA	E9HZ 7222-A		B			E			H					
Bolt-hex. head-3/8"-16 x 1 1/2"	20468-S8(B-85)	16	16	16	16	16	16	16	16	16	16	16	16	
Lockwasher-3/8"	34807-S8(X-66)	16	16	16	16	16	16	16	16	16	16	16	16	
GASKET (GEARSHAFT HOUSING)	7223													
16 1/2" x 11 1/2" x 1/16" thick	C6TZ 7223-A		B		D	E	F	G	H	J	K			
	C8TZ 7223-B	A		C									L	
Bolt-hex. head-3/8"-18 x 1 1/2"	20468-S8(B-85)	2	2	2	2	2	2	2	2	2	2	2	2	
Lockwasher-3/8"	34807-S8(X-66)	2	2	2	2	2	2	2	2	2	2	2	2	
COVER (DETENT SPRING)	7B227													
	C6TZ 7B227-A	A		C									L	
GASKET	7B228													
Auxiliary shift cyliner-4 3/4" O.D. x 4" I.D. x 1/16" thick-(4) 13/32" holes	C6TZ 7B228-A		B		D	E	F	G	H	J	K			
Output shaft splitter gear														
Auxiliary shift cylinder-3 3/4" x 3 1/16" I.D. 1/16" thick-(4) 13/32" holes	C6TZ 7B228-B		B		D	E	F	G	H	J	K			
	C6TZ 7B228-E	A		C									L	
GATE (GEARSHIFTER SHAFT)	7230													
First and Second-#14658, use on E9HT-YA,AAA	C6TZ 7230-A		B		D	E		G	H		K			
Use on E9HT-YA	C6TZ 7230-B				D			G			K			
Block, first and second, #15770, use on E9HT-MA,RA	D0HZ 7230-C				D	E	F			J				
First and second-#16135	D4HZ 7230-E				D		F	G		J	K			
Third and direct-#16136	D4HZ 7230-F				D		F	G		J	K			
Second	E7HZ 7230-D	A		C									L	
FORK (GEARSHIFTER)	7231													
Low and reverse #16131, use on E9HT-YA,AAA	D5HZ 7231-A		B		D	E		G	H		K			
#16338, use on E9HT-MA,RA	D4HZ 7231-E				D	E	F			J				
Auxiliary shift-7 1/8" span x 1" dia. hole	D1HZ 7231-A		B		D	E	F	G	H	J	K			
Reverse	E7HZ 7231-E	A		C									L	

NOTICE: When the parts list suffix is shown in the quantity required column, the quantity is one (1).

DESCRIPTION/RESTRICTIONS	PART NUMBER	TRANSMISSION PARTS LISTS 9A THRU 9M											
		A	B	C	D	E	F	G	H	J	K	L	M
GATE (GEARSHIFTER SHAFT)-Third and direct #14912, use on E9HT-MA	C8TZ 7232-C				D		F			J			
Third and direct-#16134, use on E9HT-YA	D5HZ 7232-A				D		G				K		
Third and Overdrive #19062, use on E9HT-RA	E8HZ 7232-A					E							
Block third and overdrive, use on E9HT-AAA	E9HZ 7232-A		B			E			H				
Screw (fork to shaft)-hex. drilled head-pointed-7/16"-20 x 1/32" overall length	371073-S(BB-539)	3	5	3	AR	AR	4	5	5	4	8		
PISTON (AUXILIARY SHIFT)	7233												
2 31/32" dia. x 5/8" wide-(2) holes-12-24 thread	C6TZ 7233-A		B		D	E	F	G	H	J	K		
"O" ring	C8TZ 7233-A	A		C								L	
PIN (GEARSHIFT ROD INTERLOCK)	★ 87141-S91		B		D	E	F	G	H				
2 1/8" O.D. x 1/16" long	B8QH 7235-A	A	B	C	D	E	F	G	H	J	K	L	
BAR (SHIFT YOKE)	7240												
Reverse	C8TZ 7240-F	A		C								L	
Aux. shift	D0HZ 7240-A	A		C								L	
First & second #18930, use on E9HT-RA	E8HZ 7240-A					E							
First & second, use on E9HT-AAA	E9HZ 7240-A		B			E			H				
AUXILIARY SHIFT YOKE-1" O.D. x 7 15/32" long	D2HZ 7241-A		B		D	E	F	G	H	J	K		
Range cyl. #19562	E4HZ 7241-A												
SHAFT (GEARSHIFTER)-First and second-#14910, use on E9HT-MA	C8TZ 7241-E				D		F			J			
First and second-#16133, use on E9HT-YA	D5HZ 7241-B				D			G			K		
PLUG (REVERSE STOP PLUNGER SPRING)-3/4"-16-slotted x 5/16" hole	B8QH 7245-A	A	B	C	D	E	F	G	H	J	K	L	
PLUNGER (SHIFTER SHAFT GATE-REVERSE GATE)- 1 19/32" long	B8QH 7247-A	A	B	C	D	E	F	G	H	J	K	L	
FILTER (TRANSMISSION AIR)	7B265												
#A-4740	E1HZ 7B265-A	A	B	C	D	E	F	G	H	J	K	L	
Plug 1/8" Pipe	87708-S (P-14)	2	2	2	2	2	2	2	2	2	2	2	
GEAR	7B267												
Mainshaft low	E7HZ 7B267-C	A		C								L	
WASHER (OIL PUMP)	7K267												
Capscrew seal	E8HZ 7K267-A												
1/4-20 x 1 1/2 capscrew	382909-S100(UU-13-C2)												
SPRING (OIL PUMP RELIEF)	7A270												
	E8HZ 7A270-A												
SEAL (AUXILIARY SHIFT)	7B270												
23/32 O.D. x 13/32 I.D. x 15/32 wide	C8TZ 7B270-A	A		C								L	
FORK	7B283												
Aux. shift	C8TZ 7B283-A	A		C								L	
CYLINDER ASSY. (RANGE)	7B284												
4 1/4" long-(4) 13/32" holes	D2HZ 7B284-A		B		D	E	F	G	H	J	K		
	C8TZ 7B284-A	A		C								L	
PIN (ACTUATOR PIVOT)	7K287												
	E8HZ 7K287-B		B			E			H				
GASKET (SHIFT HOUSING DETENT)	7L287												
1 1/16" O.D. x 49/64 I.D.	E7HZ 7L287-A				D		F	G	H	J	K	L	
"O" RING (AUXILIARY SHIFT PISTON)	7288												
3 1/2" O.D. x 3 3/32" I.D.	D4HZ 7288-A		2		2	2	2	2	2	2	2		
3" O.D. x 2 5/8" I.D. x 7/32" wide	C6TZ 7288-A		B		D	E	F	G	H	J	K		
15/16" O.D. x 3/4" I.D. x 3/32" thick	C6TZ 7288-B		B		D	E	F	G	H	J	K		

1990/
TRUCK SERIES 600/900

DESCRIPTION/RESTRICTIONS	PART NUMBER	TRANSMISSION PARTS LISTS 9A THRU 9M											
		A	B	C	D	E	F	G	H	J	K	L	M
"O" RING (AUXILIARY SHIFT PISTON)	7288 — Cont'd												
1 1/2" O.D. x 1 1/4" I.D.	C6TZ 7288-D												
Speedo opening-11/16" I.D. x 7/64" thick	E7HZ 7288-A	A	B	C	D	E	F	G	H	J	K	L	
Range cylinder seal	C8TZ 7288-A	A		C								L	
Front bearing cover	E7HZ 7288-D	A		C								L	
Range cylinder "O" ring-large	C8TZ 7288-B	A		C								L	
Range cylinder "O" ring-small	C8TZ 7288-C	A		C								L	
Color grey-35/64" I.D.	E8HZ 7288-A		B		D	E	F	G	H	J	K		
YOKE (SHIFT)	7289												
Direct	E7HZ 7289-C	A		C								L	
MAGNET	7E290												
Disc	E0TZ 7E290-A	2	3	2	3	3	3	3	3	3	3	3	
VALVE ASSY.(CONTROL SLAVE-ON TRANSMISSION)	7D292												
#19470	E1HZ 7D292-A	A	B	C	D	E	F	G	H	J	K	L	
SPRING (DIRECT SYNCHRO PLATE)- 1 37/64" free length-22 coils-9/32" dia.	C6TZ 7B294-A	3	3	3	3	3	3	3	3	3	3	3	
SLEEVE (ADAPTER PLATE ALIGNMENT)	7311												
21/32" long x 15/32" shank dia. x 3/4" large dia.	E1HZ 7311-B		B		D	E	F	G	H	J	K		
	E1HZ 7311-A			C									
	E9HZ 7311-A	A										L	
GASKET	7314												
Range slave valve	E1HZ 7314-A	A	B	C	D	E	F	G	H	J	K	L	
COVER (OIL PUMP)	7B325												
	E8HZ 7B325-A												
GASKET (OIL PUMP)	7B326												
	E8HZ 7B326-A												
SHAFT (OIL PUMP)	7B328												
	E8HZ 7B328-A												
GEAR (OIL PUMP DRIVE)	7B329												
	E8HZ 7B329-A												
Ring retaining	389384-S(QQ-36)												
KIT (AIR FILTER REPAIR)	7B331												
K1486, use with 9509, 11509, 12509 trans.	E4HZ 7B331-A												
KIT (SMALL PARTS REPAIR)	7B331												
K1500, use with 9509 trans.	E4HZ 7B331-B												
K1790, use with 11609 trans.	E4HZ 7B331-H												
HOUSING REAR	7B332												
	D8HZ 7B332-A		B		D	E	F	G	H	J	K		
	D8HZ 7B332-D												
	D8HZ 7B332-C												
SHAFT (GEARSHIFTER)-Third and direct #14909, use on E9HT-MA	C8TZ 7334-A				D		F			J			
Third and Overdrive #18931, use on E9HT-RA	E8HZ 7334-A					E							
Third and Overdrive, use on E9HT-AAA	E9HZ 7334-A		B			E			H				
WASHER	7B334												
Auxiliary output shaft reduction- 2 1/2" I.D. x 3 5/32" O.D. x 15/32" thick	C6TZ 7B334-B		B		D	E	F	G	H	J	K		
Spacer output shaft reduction gear-18 external teeth-2 25/32" I.D. x 3 7/8" O.D. x 7/16" wide	C6TZ 7B334-C		B		D	E	F	G	H	J	K		
2 1/2" I.D. x 4 1/4" O.D. x 5/16" thick	C6TZ 7B334-A		B		D	E	F	G	H	J	K		
4 1/4" O.D. x 2 49/69" I.D. x 9/16" thick	D8HZ 7B334-B												
#19203-18 ext. teeth	E2HZ 7B334-A												
	C8TZ 7B334-A	A		C								L	
18 ext. teeth, aux. m/shaft	D0HZ 7B334-A	A		C								L	

NOTICE: When the parts list suffix is shown in the quantity required column, the quantity is one (1).

DESCRIPTION/RESTRICTIONS	PART NUMBER	TRANSMISSION PARTS LISTS 9A THRU 9M												
		A	B	C	D	E	F	G	H	J	K	L	M	
CLUTCH (AUXILIARY SLIDING)	7B338													
18 ext. 18 int. teeth-2 3/4" I.D. x 7 13/16" O.D.	D4HZ 7B338-A													
#20323	E7HZ 7B338-A		B		D	E	F	G	H	J	K			
#16241	D0HZ 7B338-A	A		C								L		
GEAR (MAINSHAFT THIRD SPEED)	7B340													
Mainshaft third-18 int.-58 ext. teeth	E2HZ 7B340-B				D		F	G		J	K			
Overdrive-18 int.-42 ext. teeth	E2HZ 7B340-A		B			E			H					
Mainshaft third, see 7C391	* E7HZ 7B340-D			C										
Mainshaft third	E8HZ 7B340-A	A										L		
GEAR (MAINSHAFT SLIDING CLUTCH)	7B341													
18 ext., 17 int. teeth	D4HZ 7B341-A		3		3	3	3	3	3	3	3			
	E7HZ 7B341-C	2		2								2		
GASKET (CASE REAR PLATE)	7B343													
19" long x 13" wide x 1/64" wide	C6TZ 7B343-B		B		D	E	F	G	H	J	K			
	C8TZ 7B343-A	A		C								L		
SHAFT	7358													
Low and reverse-#16563, use on E9HT-MA, FOHT-HA, JA	D0HZ 7358-A				D		F							
Low and reverse-#16132, use on E9HT-YA	D5HZ 7358-C				D			G			K			
Low and reverse-#14908, use on FOHT-UA, VA	C8TZ 7358-F						F			J				
Second	C8TZ 7358-B	A		C								L		
Direct	C8TZ 7358-C	A		C								L		
Low and reverse #18929, use on E9HT-RA	E8HZ 7358-A					E								
Low and reverse, use on E9HT-AAA	E9HZ 7358-A		B			E			H					
PIN (CASE DOWEL)-1 7/16" long x 3/4" O.D.	C6TZ 7B362-A	2	2	2	2	2	2	2	2	2	2	2	2	
NUT-auxiliary mainshaft stop-2 5/8" hex. x 2"-16	C6TZ 7B364-A		B		D	E	F	G	H	J	K			
	C8TZ 7B364-A	A		C								L		
BEARING (REVERSE IDLER GEAR)	7B369													
#EJS 7255 1 1/4" I.D. x 1 7/8" O.D.	C6TZ 7B369-A		2		2	2	2	2	2	2	2			
VALVE (OIL PUMP RELIEF)	7C388													
	E8HZ 7C388-A													
KIT (BASIC OVERHAUL)	7C391													
K1041, use with 909, 9509 trans. pull type clutch, 1 3/4" input shaft	E4HZ 7C391-A													
K1042, use with 909, 9509 trans. pull type clutch, 2" input shaft	E4HZ 7C391-B													
K1064, use with 12509 trans. pull type clutch, 2" input shaft	E4HZ 7C391-F													
KIT (BASIC REBUILD)	7C391													
K1854, use with 909, 9509 trans.	E4HZ 7C391-G													
K1861, use with 12509 trans.	E4HZ 7C391-J													
KIT (DRIVE UPDATE)	7C391													
K2065, use with 8609 trans. Consist of: Basic No. 7289, 7B161, 7173, 7158, 7B340, and I.S. sheet	E7HZ 7C391-A	A		C										
ACTUATOR (SHIFT YOKE)	7410													
	E8HZ 7410-A		B			E			H					
BLOCK	7411													
Direct and O/Drive #20120	E8HZ 7411-A		B			E			H					
"O" RING	7B411													
Shift cylinder seal-63/64" I.D. x 1 1/8" O.D. x 9/64" thick	C6TZ 7B411-A		B		D	E	F	G	H	J	K			
SPACER (YOKE BAR)	7B416													
Reverse-25/32" I.D. x 15/32" thick x 1 or 1 1/16" thick	E1HZ 7B416-A													

1990/
TRUCK SERIES 600/900

DESCRIPTION/RESTRICTIONS	PART NUMBER	TRANSMISSION PARTS LISTS 9A THRU 9M												
		A	B	C	D	E	F	G	H	J	K	L	M	
COLLAR (SEALING)	7K449													
Nylon, 3/8" I.D.	E1HZ 7K449-A		B		D	E	F	G	H	J	K			
Washer flat, 3/8" I.D. "BRASS"	356425-S(XX-136)				D	E	F	G	H	J	K			
Screw, 3/8-16 x 3"	58642-S2(B-94-Z)				D	E	F	G	H	J	K			
SPACER (REVERSE IDLER GEAR SHAFT)	7482													
1 1/16" I.D. x 1 1/2" O.D. x 7/32" thick x 1/64" thick	C6TZ 7482-A		2		2	2	2	2	2	2	2			
WASHER (REVERSE IDLER) 2 3/4" O.D. x 1 1/8" I.D. x 17/32" wide	D0HZ 7482-A		2		2	2	2	2	2	2	2			
Reverse idler shaft	E7HZ 7482-B	2		2									2	
YOKE	7K491													
Third and O/Drive #20450	E8HZ 7K491-A		B			E			H					
HOUSING (CLUTCH)	7505													
Use with FOHT-BAA,BBA,KA,LA,MA,NA	D5HZ 7505-A		B						H	J	K			
Use with FOHT-YA,ZA,UA,VA	D6HZ 7505-A						F	G						
Use with FOHT-AAA,AVA,RA,SA,TA,HA,JA	D4HZ 7505-F				D	E	F	G	H	J				
Use with FOHT-ABA,ACA,ADA,BCA,BDA,BEA	D8HZ 7505-G							G	H					
Use with FOHT-FA	E7HZ 7505-E			C									L	
Use with FOHT-GA	E8HZ 7505-A												L	
	E1HZ 7505-C	A												
PIN (AIR VALVE ACTUATING)	7A507													
2 3/4" long x 5/16" dia. Shank x 3/4" collar x 9/16" Plunger	E4HZ 7A507-A	A	B	C	D	E	F	G	H	J	K			
	E4HZ 7A507-B												L	
BUSHING	7508													
Clutch housing pedal shaft x 1" long x 1 1/8"	C6TZ 7508-A	AR	AR	AR	4	4	2	AR	AR	AR	AR	AR	AR	
Clutch pedal shaft-1 5/8" long x 1 1/8" O.D. x 1" I.D.	C6TZ 7508-B	AR	AR				F	AR	AR	AR	AR	AR	AR	
FITTING (CLUTCH REL. BEARING)	7B512													
	D8HZ 7B512-A		AR					AR	AR	AR	AR	AR	AR	
COVER (CLUTCH HOUSING)	7564													
Use with FOHT-YA,ZA,BAA,BBA,KA,LA,MA,NA,UA,VA	C6TZ 7564-A						F	G	H	J	K			
Use with FOHT-AAA,ABA,ACA,ADA,AVA,BCA,BDA,BEA,RA,SA,TA,HA,JA	D0HZ 7564-A	A	B	C	D	E	F	G	H	J	K	L		
GASKET (CLUTCH HOUSING TO CASE)	7A619													
	C6TZ 7A619-B		B		D	E	F	G	H	J	K			
	E7HZ 7A619-B	A		C									L	
SNAP RING (AUXILIARY REDUCTION GEAR)- 3 23/32" I.D. x 4 1/8" O.D. x 3/32" wide	C6TZ 7A628-A		B		D	E	F	G	H	J	K			
TROUGH (OIL)	7716													
	E6HZ 7716-A		B		D	E	F	G	H	J	K			
WASHER (Reverse idler gear thrust)- 2 11/32" O.D. x 1 1/8" I.D. x 13/64" thick	C6TZ 7728-A		2		2	2	2	2	2	2	2			
	E7HZ 7728-C	A		2									2	
SEAL (AUXILIARY REAR BEARING COVER OIL)-4 1/2" O.D. x 3 3/4" I.D. x 15/32" wide	E4HZ 7918-B													
	E7HZ 7918-B			C										
#20807	E7HZ 7918-A	A	B		D	E	F	G	H	J	K	L		
Bolt-hex. head-1/4"-20 x 7/8"	370519-S(BB-125)		B		D	E	F	G	H	J	K	L		
BUSHING (SPEEDOMETER)	B8QH 17323-A	A	B	C	D	E	F	G	H	J	K	L		
Cap screw-c/shft. frt. brg. 5/8-18 x 1 3/4	377850-S(BB273-A)	2	2	2	2	2	2	2	2	2	2	2	2	
Plug-filler-1 1/4 pipe	374501-S(PP52-F)	A	B	C	D	E	F	G	H	J	K	L		
Range slave valve, screw 1/4-20 x 1.10 long	304680-S36M(BB429-K)	4	4	4	4	4	4	4	4	4	4	4	4	
Shift bar housing screw 3/8-16 x 1 1/2 long	58636-S2(B85-D)	2	2	2	2	2	2	2	2	2	2	2	2	
Frnt. brg. cvr., shift bar hsg. screw 3/8-16 x 1 1/4 long	58635-S2(B82-A)	16	16	16	16	16	16	16	16	16	16	16	16	
Rear housing to case, screw 3/8-16 x 1 3/4"	58637-S2(B86-A)	14	14	14	14	14	14	14	14	14	14	14	14	
Aux. drive gear brg. ret., screw 3/8-16 x 7/8"	42998-S8(B252-A)	6	6	6	6	6	6	6	6	6	6	6	6	
Rear housing, hose clamp, screw 3/8-16 x 2"	58638-S2(B89-A)	5	5	5	5	5	5	5	5	5	5	5	5	

NOTICE: When the parts list suffix is shown in the quantity required column, the quantity is one (1).

FULLER 10 SPEED
TRANSMISSION

1990/
TRUCK SERIES 600/900

DESCRIPTION/RESTRICTIONS	PART NUMBER	TRANSMISSION PARTS LIST 10A THRU 10M												
		A	B	C	D	E	F	G	H	J	K	L	M	
FULLER														
PLUG	7A002													
13/16-20 Hex	C7TZ 7A002-B		B	C	D									
CASE ASSY. (INCL. MAGNETIC CHIP COLLECTORS)	7005													
#16950	D4HZ 7005-J		B	C	D									
	D0HZ 7005-B	A												
Rear housing	D0HZ 7006-A	A												
ELEMENT (OIL FILTER)-1" I.D. x 2 1/2" O.D. x 2 1/16" long	C1TT 7C012-A													
COVER (OIL FILTER)-(6) 13/32" bolt holes- 6 1/4" x 4 7/8" x 2" height	C1TT 7C013-H													
Bolt (cover to case)-hex. head-3/8"-16 x 1"	20388-S(B-80)	6	6											
Lockwasher-3/8"	34807-S8(X-66)	6	6											
PLATE (OIL FILTER RETAINER)-(6) 13/32" bolt holes- 6 1/4" x 4 7/8" x 1/16" thick	* C1TT 7C014-A (N/R 3/83)													
SHAFT (INPUT) 7017														
18 teeth-10 spline x 11 15/16" long, #16465	D4HZ 7017-E													
16 teeth-10 spines, use with E7HT-UA	D6HZ 7017-J	A												
use with E7HT-JA,CUA	D6HZ 7017-K	A												
	E6HZ 7017-C		B	C	D									
BEARING 7025														
2 53/64" O.D., 1 3/8" I.D. 43/64" Wide	D8HZ 7025-A	2												
#G209-SF	C8TZ 7025-A	A												
Input shaft-#15117-1 3/16" I.D. x 13/16" wide	C6TZ 7025-A		B	C	D									
Countershaft-front	E2HZ 7025-A		2	2	2									
Countershaft-front-Incl. snap ring & race	E2HZ 7025-B													
Countershaft-front-#211SL-2 5/32" I.D. x 3 15/16" O.D. x 53/64" wide	TGAA 7025-A													
SNAP RING 7030														
Countershaft rear bearing-1 7/16"	C6TZ 7030-A		2	2	2									
3 1/32" O.D. x 1/16 thick-Countershaft rear	C8TZ 7030-C	2												
1 37/64" I.D. x 1/8 wide - input shaft	C8TZ 7030-B	A												
Drive gear bearing, 2 11/64" free I.D.	E4HZ 7030-A		B	C	D									
VENT ASSY. (CASE AIR VALVE) 7034														
1" long	D1TZ 7034-A													
2" long	C7TZ 7034-A	A		C	D									
	F0HZ 7034-A		B											
COVER (AUXILIARY SHIFT CYLINDER)-(4) 13/32" holes-4 1/4" x 4 1/4" x 1 1/4" thick	C6TZ 7C035-A													
COVER (RANGE CYLINDER)	E1HZ 7C035-A	A												
	E2HZ 7C035-A		B	C	D									
COVER (COUNTERSHAFT BRAKE PISTON)	D4HZ 7C035-A	A												
PLATE and PIN ASSY. (SYNCHRONIZER) 7A044														
Reduction synchronizer-7" O.D.-incl. (3) pins	C6TZ 7A044-A													
6 1/2" O.D. incl. (3) pins	D6HZ 7A044-A		B	C	D									
Aux. direct-incl. pins	C8TZ 7A044-A													
Aux. reduction-incl. pins	C8TZ 7A044-B													
Aux. direct-incl. pins	E4HZ 7A044-A													
Aux. reduction-incl. pins	E4HZ 7A044-B	A												
Aux. reduction	E7HZ 7A044-A		B	C	D									
NUT (INPUT SHAFT BEARING RETAINER)- 3 1/4" O.D. x 2 1/8"-16 internal threads	C1TT 7045-A													
RETAINER (INPUT SHAFT BEARING) 7050														
2 1/16" I.D. x 6 9/16" O.D. x 1 1/32" wide, #15111	D4HZ 7050-A													
use with E7HT-JA,CUA	D0HZ 7050-C	A												
use with E7HT-UA	D0HZ 7050-A	A												
	E4HZ 7050-D		B	C	D									

1990/
TRUCK SERIES 600/900

DESCRIPTION/RESTRICTIONS	PART NUMBER	TRANSMISSION PARTS LIST 10A THRU 10M												
		A	B	C	D	E	F	G	H	J	K	L	M	
FULLER														
GASKET (COUNTER SHAFT FRONT BEARING COVER)	7051													
(6) 13/32" holes-4 21/32" I.D. x 6 1/2" O.D. x 1/64" thick	C6TZ 7051-F			C	D									
(4) 13/32" holes- 3 11/16" I.D. x 5 1/2" O.D. x 1/64" thick	C8TZ 7051-A	A												
#CR,521924-Frt. bearing cover	C9TZ 7052-A	A												
SPACER (INPUT SHAFT)	7A059													
2 3/8" I.D. x 2 7/8" O.D. x 5/32" thick	D4HZ 7A059-A		B	C	D									
2 1/32" I.D. x 3" O.D. x 3/16" thick	D4HZ 7A059-B													
1 25/32" I.D. x 3" O.D. x 23/64" thick	D0HZ 7A059-C	A												
SHAFT	7061													
17 splines-13 31/32" long	D4HZ 7061-F		B	C	D									
10-18 splines-12 11/32" long-2"-16 thd. end	D4HZ 7061-G													
Aux. output-10-13 splines-10 3/4" long	C6TZ 7061-A													
15-13 splines-12 1/2" long	D8HZ 7061-C	A												
16-10 splines-12 1/8" long	D8HZ 7061-D	A												
Aux. Mainshaft, 10-18 splines-10 27/32 long	E2HZ 7061-D			C	D									
Aux. Mainshaft, 10-18 splines 12 11/32 long	E2HZ 7061-H													
Aux. Mainshaft	FOHZ 7061-C		2											
SNAP RING	7064													
1 13/16" I.D. x 2 3/16" O.D. x 3/32" thick	D0HZ 7064-H			2	2									
Aux. countershaft-rear														
Output shaft														
3 1/16" O.D. x 3/32" thick	C6TZ 7064-E		6	6	6									
Input shaft														
2 3/32" I.D. x 2 7/16" O.D. x 3/32" thick	D4HZ 7064-F		2	2	2									
1 37/64" I.D. x 1 59/64" O.D. x 5/64" thick-fourth gear	D0HZ 7064-A	A												
3 1/16" I.D. x 3 9/16" O.D. x 1" thick- auxiliary drive gear	D0HZ 7064-B	A												
3 9/32" I.D. x 3 29/32" O.D. x 1/8" thick	D4HZ 7064-E	A	B	C	D									
2 5/16" I.D. x 2 21/32" O.D. x 5/64" thick- main drive gear	D0HZ 7064-D	A												
Aux. countershaft rear bearing-1 63/64" I.D., 2 27/64" O.D. x 7/64" thick	D4HZ 7064-D													
Mainshaft rear bearing retainer -- 3 1/16" I.D. x 3 9/16" O.D. x 1/8" thick	C6TZ 7064-C	A												
Input shaft brg. retain.	D0HZ 7064-G		2											
BEARING (AUXILIARY COUNTERSHAFT REDUCTION)-Incl. snap ring-#1310L	B7QH 7065-A		2	2	2									
Auxiliary drive gear-#118L	C6TZ 7065-F		B	C	D									
Aux. Countershaft rear-#311NRJ	B8QH 7065-B													
Aux. drive gear-#117L	C6TZ 7065-A	A												
17 teeth-2 27/32" O.D. x 1/4" wide-#18701	D8HZ 7069-A		5	5	5									
ADAPTER (REAR SHIFT PIPE)- 1 1/8" long x 1/8-27 THD	C8TZ 7K077-A	A												
GEAR	7A079													
Aux. drive 30-18-17 teeth-#17214	D4HZ 7A079-A													
Aux. drive-30-18-17 teeth-#17894	E1HZ 7A079-B													
Aux. drive-#19275 incl. "O" rings	E2HZ 7A079-A		B	C	D									
FINGER (REMOTE SHIFT INNER)	7A081													
	E7HZ 7A081-B	A												
END (REMOTE SHIFT PIVOT)	7B081													
R.H. thd	E7HZ 7B081-D	A												
L.H. thd	E7HZ 7B081-E	A												

NOTICE: When the parts list suffix is shown in the quantity required column, the quantity is one (1).

DESCRIPTION/RESTRICTIONS	PART NUMBER	TRANSMISSION PARTS LIST 10A THRU 10M												
		A	B	C	D	E	F	G	H	J	K	L	M	
FULLER														
RETAINER ASSY.	7085													
Aux. rear bearing cover, 2 3/8" x 13 1/8"	D0HZ 7085-A													
(6) 13/32" holes-1 15/16" long	C6TZ 7085-B													
Auxiliary rear bearing cover														
Auxiliar drive gear bearing-	D4HZ 7085-B		B	C	D									
5/16" I.D. X 8" O.D. X 9/32" wide														
2 1/8" wide-(6) 13/32" holes	D4HZ 7085-A													
Mainshaft rear bearing cover	E2HZ 7085-A													
Mainshaft rear bearing cover	E7HZ 7085-E	A												
Mainshaft rear bearing cover	E6HZ 7085-C													
Mainshaft rear bearing cover	E8HZ 7085-C		B	C	D									
GASKET (AUXILIARY REAR BEARING COVER and SPEEDOMETER)	7086													
(10) 13/32" holes-4 9/16" I.D. x 6 1/4" O.D. x 1/32" thick	C8TZ 7086-C		B	C	D									
Aux. rear bearing cover, 13 1/8" long, 1/32"-thick	D0HZ 7086-A	A												
FLANGE (OUTPUT SHAFT)- refer to group in Section 71 if not listed Note: ◇ Industry number	7089													
Use with E7HT-JA, CUA	E7HZ 7089-R	A												
Use with E7HT-UA	E7HZ 7089-S	A												
Use with FOHT-BTA,BVA,CGA	E7HZ 7089-H			C	D									
Use with FOHT-BZA,CBA,CDA,CFA, CJA	E8HZ 7089-G			C	D									
Use with FOHT-BUA,BYA,CAA,CHA,CEA,CCA	E9HZ 7089-B			C	D									
GEAR	7100													
46 external-18 internal teeth-	D4HZ 7100-E													
7 29/32" dia. x 1 5/32" wide														
Mainshaft 1st., 64 ext. 18 int. teeth	E1HZ 7100-C	A												
Mainshaft 1st., 66 ext. 18 int. teeth	E2HZ 7100-F		B	C	D									
GEAR	7101													
mainshaft reduction-40 ext. 18 int. teeth	E1HZ 7101-C	A												
42 external-18 internal teeth-	D4HZ 7101-E													
8 13/16" dia. x 2" wide														
Output shaft reduction-42 external teeth-	C6TZ 7101-A													
18 internal teeth-18 13/16" dia. x 1 1/2" wide														
Aux. Mainshaft reduction-, 42 ext. 18 int. teeth	E1HZ 7101-D			C	D									
Aux. Mainshaft reduction, 42 ext. 18 int. teeth	E2HZ 7101-H													
Aux. Mainshaft reduction	FOHZ 7101-A		B											
GASKET	7L101													
Backup light switch	E8HZ 7L101-A		B	C	D									
GEAR	7102													
Mainshaft 2nd., 56 ext. 18 int. teeth	E1HZ 7102-A	A												
Mainshaft 2nd., 58 ext. 18 int. teeth	E2HZ 7102-A		B	C	D									
34 external-18 internal teeth-	D4HZ 7102-B													
7 11/32" dia. x 1 5/32" wide														
HOUSING (REMOTE SHIFT)	7B102													
	E7HZ 7B102-A	A												
Aux. drive, 36 ext. 15-18 int. teeth	E1HZ 7103-A	A												
Sliding Gear, output shaft-18 ext. 15 int. teeth	D0HZ 7103-A	2												
SHAFT (AIR VALVE ACTUATING)-5 1/2"	E9HZ 7B104-A	A	B	C	D									
RETAINER (FRONT BEARING)	7109													
13/32" dia. hole x 4 1/2" long	D0HZ 7109-A	2												
COUNTERSHAFT	7111													
#A-4560	D8HZ 7111-B													
Countershaft-16-34 teeth, 12 15/32 long	E1HZ 7111-A	2												
A-4716-, 24 ext teeth, 13 49/64" long	E2HZ 7111-A		2	2	2									

1990/
TRUCK SERIES 600/900

DESCRIPTION/RESTRICTIONS	PART NUMBER	TRANSMISSION PARTS LIST 10A THRU 10M												
		A	B	C	D	E	F	G	H	J	K	L	M	
FULLER														
GEAR COUNTERSHAFT	7112													
Countershaft 4th, 61 ext. teeth	E2HZ 7112-B		2	2	2									
Gear, Countershaft 4th. 49 teeth	E1HZ 7112-B	2												
COUNTERSHAFT ASSY.	7113													
#A-4334-Aux. countershaft	D4HZ 7113-G													
#A-4341 38-15 teeth	D6HZ 7113-C													
#A-4613-Aux. Countershaft	E1HZ 7113-B	2												
#A-4639-Aux. Countershaft	E2HZ 7113-N			2	2									
#A-4659-Aux. Countershaft	E2HZ 7113-M													
#A-4980-Aux. Countershaft	F0HZ 7113-C		2											
SPACER	7115													
Countershaft front bearing	D4HZ 7115-B													
2 3/16" I.D. x 2 53/32" O.D.														
Aux. reduction gear-18 teeth-2 3/4" I.D. x 3 57/64" O.D. x 7/16" wide	D4HZ 7115-C													
Snap ring-countershaft front	E2HZ 7115-A		2	2	2									
BEARING	7118													
Incl. snapping - - 1 3/16" I.D. x 2 7/16" O.D. x 5/8" wide	D4HZ 7118-A	2												
Aux. outputshaft-front #BU1307	D0HZ 7118-A	A												
Aux. countershaft-rear #MR1308TV	C1TT 7118-E	2												
Aux. outputshaft-#212MG	C8TZ 7118-A	A												
#33755-2 3/4" I.D. x 4 7/16" O.D. x 3" wide	D4HZ 7118-B													
Aux. countershaft-front-#MA1307EL or MR1307EL-1 3/8" I.D. x 3 9/64" O.D. x 13/16" wide	C1TZ 7118-A		B	C	D									
Aux. mainshaft-rear-#A2689-2 1/2" I.D. x 4 33/64" O.D. x 2 23/32" wide	C6TZ 7118-B		B	C	D									
BUSHING (OUTPUT SHAFT PILOT)														
1 11/32" I.D. x 1 39/64" O.D. x 3/4" long	D0HZ 7120-C		B	C	D									
1 1/4" O.D. x 3/4" long	D0HZ 7120-A	A												
SYNCHRONIZER KIT	7124													
Consists of: 7A044 (2) 7B294 (3)	D9HZ 7124-B													
BEARING (COUNTERSHAFT)	7127													
2 53/64" O.D., 1 3/16" I.D., 3/4" wide	C8TZ 7127-A	2												
Rear-#MRY1308GEL-1 9/16" I.D. X 3 17/32" O.D. x 29/32" wide	C6TZ 7127-A		2	2	2									
RETAINER (COUNTERSHAFT BEARING)	7135													
#19065	D8HZ 7135-A													
#19548	E2HZ 7135-B													
#19668	E2HZ 7135-A		2	2	2									
Roll Pin	353847-S(NN109)		2	2	2									
GEAR (COUNTERSHAFT)	7137													
Gear, countershaft 3rd., 40 teeth	E1HZ 7137-C	2												
23 teeth-2 1/2" I.D. x 5 7/32" O.D. X 1 31/32" wide	D4HZ 7137-E													
Countershaft 2nd., 39 ext. teeth	E2HZ 7137-E		2	2	2									
SHAFT (REVERSE IDLE GEAR)-4 11/16" long	D0HZ 7140-A		2	2	2									
LEVER ASSY. (REMOTE SHIFT)	7B140													
	E7HZ 7B140-B	A												
GEAR (REVERSE IDLER)	7142													
46 external-18 internal teeth- 7 7/16" dia. x 1 5/32" wide	D4HZ 7142-C		B	C	D									
29 teeth 1/78" I.D. x 4 27/32" O.D. x 1 1/4" wide	D4HZ 7142-D		2	2	2									
mainshaft reverse - - 32 ext. 18 int. teeth	D0HZ 7142-A	A												
22 teeth-4 1/32" dia. x 1" overall width	C9TZ 7142-A	2												

NOTICE: When the parts list suffix is shown in the quantity required column, the quantity is one (1).

DESCRIPTION/RESTRICTIONS	PART NUMBER	TRANSMISSION PARTS LIST 10A THRU 10M												
		A	B	C	D	E	F	G	H	J	K	L	M	
FULLER														
GEAR 7144														
17 teeth-8 3/32" O.D. x 1" wide-P.T.O.	D4HZ 7144-E		B	C	D									
45 teeth-2 1/2" O.D. x 1 1/16" wide	D4HZ 7144-D		B	C	D									
33 helical teeth-2 1/2" I.D. x 5 25/32" O.D. x 1 7/8" wide	D4HZ 7144-F													
Gear, countershaft 2nd, 33-38 teeth	E1HZ 7144-A													
Countershaft 3rd., 47 ext. teeth	E2HZ 7144-C		2	2	2									
Countershaft #A4918	E4HZ 7144-A	2												
GASKET SET 7153														
	C6TZ 7153-A		B											
	D4HZ 7153-C													
	D4HZ 7153-B	A												
LOCK (REVERSE IDLER BEARING) 7155														
#19288	E2HZ 7155-A		2	2	2									
RING (NEUTRAL SWITCH ACTUATING) 7R156														
	E7HZ 7R156-A	A												
Clip-1/2" diameter	380882-S100(EE-17-E)	A												
GEAR 7158														
36 ext., 16 Int. teeth, use with E7HT-UA	E1HZ 7158-B	A												
36 ext. teeth, use with E7HT-JA, CUA	E7HZ 7158-B	A												
28 external-18 internal teeth-1 1/4" I.D. x 5 3/16" O.D. x 19/32" wide	D4HZ 7158-C													
32 external-18 internal teeth- 5 27/32" O.D. x 1 7/32" wide	D4HZ 7158-A													
Input-48 ext.-18 int. teeth	E2HZ 7158-F		B	C	D									
Mainshaft 3rd., 54 ext-18 int. teeth	E2HZ 7158-G		B	C	D									
SLIDING CLUTCH														
16 external-13 internal teeth, use with E7HT-UA	D6HZ 7B161-A	A												
#21662, use with E7HT-JA, CUA	E7HZ 7B161-C	A												
Snapring, countershaft drive gear- 1 7/8" I.D. x 2 3/16" O.D. x 1/8" thick	C6TZ 7162-A	2												
COVER (POWER TAKE-OFF) 7165														
(8) 15/32" holes-9 5/8" x 7 3/8"	D1HZ 7165-A	A	B	C	D									
(6) 13/32" holes-6 1/4" x 4 7/8"	C6TZ 7165-B	A	B	C	D									
Housing-C/shaft brake P.T.O.	D4HZ 7165-A													
Bolt (cover to case)-3/8"-16 x 5/8"	20328-S8(B-76)	6	6	6	6									
Lockwasher-3/8"	34808-S8(X-66)	6	6	6	6									
Lockwasher-external teeth-3/8"	351487-S(XX-291)	6	6	6	6									
HOUSING (COUNTERSHAFT BRAKE P.T.O.) 6 1/4" long x 4 7/8" wide	D4HZ 7165-A													
GASKET 7166														
Oil filter housing-(6) 13/32" holes-6 1/4" x 4 7/8" x 1/16" thick	E7HZ 7166-A	A	B	C	D									
Power take-off cover-9 1/4" x 7" x 1/32" thick	D1HZ 7166-A	A	B	C	D									
SPACER 7173														
2 29/32" dia. x 9/32" thick	C6TZ 7173-J		5	5	5									
First, second, third and reverse,-18 ext. 15 int. teeth 3" dia. .260 thick	C8TZ 7173-C	4												
Fourth-16 ext. 13 int. teeth-2 5/8" O.D. .260 thick, use with E7HT-UA	D0HZ 7173-A	A												
#21664, use with E7HT-JA, CUA	E7HZ 7173-D	A												
HOSE 7B175														
15" long	D4HZ 7B175-B	A												
10 1/2" long	E1HZ 7B175-A	A												
12 1/2" long	C8TZ 7B175-D	A												
17" long	C9TZ 7B175-A													

1990/
TRUCK SERIES 600/900

DESCRIPTION/RESTRICTIONS	PART NUMBER	TRANSMISSION PARTS LIST 10A THRU 10M										
		A	B	C	D	E	F	G	H	J	K	L
FULLER												
HOSE												
7B175 — Cont'd												
27" long	C6TZ 7B175-A											
28" long	D4HZ 7B175-A		B	C	D							
26" long	D2HZ 7B175-A		B	C	D							
29" long	C6TZ 7B175-B		B	C	D							
1/8"-27 thread-18" long	D0HZ 7B175-C											
GEAR (AUXILIARY COUNTERSHAFT DRIVE)												
7177												
Gear, countershaft drive, 50 teeth	E1HZ 7177-D	2										
36 teeth-2 1/2" I.D. x 6 15/32" O.D.- x 1 13/32" wide	D4HZ 7177-D											
40 teeth-2 1/2" I.D. x 7 3/32" O.D. x 1 13/32" wide	D4HZ 7177-E											
Countershaft drive, 69 ext. teeth	E2HZ 7177-F		2	2	2							
GASKET												
7181												
Aux. Shift Cyl. .010" thick	C8TZ 7181-B		A									
Countershaft brake Piston	D4HZ 7181-A		A									
	D4HZ 7181-B			2	2	2						
Aux. countershaft rear bearing range cyl.	D4HZ 7181-D											
	C8TZ 7181-D		A									
GASKET (LEVER HOUSING TO GEARSHIFT HOUSING)-(4) 7/16" bolt holes-6 5/8" x 5 3/8" x 1/64" thick Housing adapter to case												
	E2HZ 7185-A		A	B	C	D						
CAP												
7195												
Countershaft rear bearing	D0HZ 7195-C		2	2	2							
Aux. countershaft rear bearing	D4HZ 7195-E											
mainshaft rear bearing	D0HZ 7195-A	2										
PLUG (SHIFT HOUSING DETENT)												
7N204												
3/4-16 THD x 1" OD	E7HZ 7N204-A		A		C	D						
STUD (CLUTCH HOUSING)- 5/8"-11 and 5/8"-18 x 2 7/16" long	D0HZ 7C207-B			6	6	6						
SPRING												
7219												
Aux. air valve actuating plunger-10 1/2 coils- 5/8" O.D. x 1 11/16" free length	B8QH 7219-A			B	C	D						
Reverse stop plunger				A								
Position finder, 1/2" O.D. x 1 15/32" free length	C8TZ 7219-C			3	3	3						
Position finder, 7/16" O.D. x 1 1/2" free length	C6TZ 7219-E	3										
1 25/64 free length	E7HZ 7219-A		A	B	C	D						
Ball-1/2" steel	353079-S(AA-15)	3	3	3	3							
KEY												
7B220												
Mainshaft gear-1/8" dia. x 10 13/16" long	D2HZ 7B220-A			B	C	D						
Countershaft-3/8 sq. x 7 1/2" long, #19258	E2HZ 7B220-D											
Countershaft-3/8 sq. x 5 11/64" long #19673	E2HZ 7B220-B		2	2	2							
3/8" x 3/8" x 7 9/16" long	D4HZ 7B220-B											
Countershaft-1 3/8" long x 5/16" wide	D0HZ 7B220-B	2										
Outputshaft-7 5/8" long x 9/32" wide	D0HZ 7B220-F		A									
Countershaft-5 1/8" long x 5/16" wide	D1HZ 7B220-B	2										
BALL KIT (SHIFTER SHAFTS SPRING)-not repl.	★ C1TZ 7C220-A	2	2									
HOUSING (GEARSHIFT)												
7222												
use on E9HT-ZA	D5HZ 7222-A			B		D						
	E2HZ 7222-A											
	C8TZ 7222-S		A									
	E6HZ 7222-B											
use on E9HT-NA	E3HZ 7222-A			B	C							

NOTICE: When the parts list suffix is shown in the quantity required column, the quantity is one (1).

DESCRIPTION/RESTRICTIONS	PART NUMBER	TRANSMISSION PARTS LIST 10A THRU 10M											
		A	B	C	D	E	F	G	H	J	K	L	M
FULLER													
GASKET (GEARSHIFT HOUSING) 7223													
(14) 13/32" holes-16 1/2" x 11 1/2" x .010" thick	C6TZ 7223-A		B	C	D								
13 7/16" x 11 1/2" x 1/64" thick	C8TZ 7223-B	A											
COVER (GEARSHIFT SPRING) 7B227-A													
4 1/8" x 7/8" x 1/8" thick	C6TZ 7B227-A	A											
GASKET 7B228													
Aux. shift cylinder-(4) 13/32" holes- 4" I.D. x 4 3/4" O.D. x 1/64" thick	C6TZ 7B228-A		B	C	D								
Aux. shift cylinder cover-(4) 13/32" holes- 3 3/4" I.D. x 3 3/4" x 1/64" thick	C6TZ 7B228-B		B	C	D								
Gearshift spring cover, 4 1/8" x 7/8" x 1/64" thick	C6TZ 7B228-E	A											
FORK (GEARSHIFT) 7230													
3/4" dia. bushing hole, 2 1/16" wide Third and direct, use on E9HT-ZA	C6TZ 7230-B		B		D								
Second and third-use on E9HT-ZA	C6TZ 7230-A		B		D								
First and second	D4HZ 7230-E		B	C	D								
Third and direct	D4HZ 7230-F		B	C	D								
First and second #15770, use on E9HT-NA	D0HZ 7230-C		B	C									
Screw (fork to shaft) 7/16-20 x 1 5/32	371073-S(BB-539)		AR	AR	AR								
FORK (GEARSHIFTER) 7231													
Aux. shift-1" dia. shaft hole x 7 5/32" span- also refer to group 7B283	D1HZ 7231-A		B	C	D								
Low and reverse-use on E9HT-ZA	D5HZ 7231-A		B		D								
Low and reverse-use on E9HT-NA	D4HZ 7231-E		B	C									
Fourth and fifth	D0HZ 7231-B	A											
First and reverse	C8TZ 7231-C	A											
Second and third	C8TZ 7231-D	A											
Screw(fork to shaft)-hex. drilled head- pointed-7/16"-20 x 1 5/32" overall length	371073-S(BB-539)	3	AR	4	5								
GATE (GEARSHIFTER SHAFT) 7232													
Third and direct, use on E9HT-NA	C8TZ 7232-C		B	C									
Third and direct use on E9HT-ZA	D5HZ 7232-A		B		D								
Screw (shifter shaft gate)-hex. head drilled- pointed-7/16"-20" x 1 5/32" overall length	371073-S(BB-539)		AR	AR	AR								
SLEEVE (REVERSE IDLER OIL) 7C232-A													
3/16" I.D. x 7/16" O.D. x 3/4" long	C8TZ 7C232-A	2											
PISTON (AUXILIARY SHIFT) 7233													
(2) holes-12-24 thread-3" dia. x 5/8" wide	C6TZ 7233-A		B	C	D								
Range Cyl. 21/32" wide	C8TZ 7233-A	A											
Countershaft brake-2 1/2" O.D. x 1 7/8" long	D4HZ 7233-A	A											
NUT (REMOTE SHIFT) 7K234													
1/2-13 Jam-left hand thd.	E7HZ 7K234-B	A											
PIN (GEARSHIFT ROD INTERLOCK)- 7/32" O.D. x 11/16" long													
	B8QH 7235-A	A	B	C	D								
SHAFT (GEARSHIFTER) 7240													
3/4" O.D. x 9 1/4" long	C8TZ 7240-F	A											
Aux. shift 7/8" O.D. x 8 7/8" long 1/2-20 thd	D0HZ 7240-A	A											
BAR (AUXILIARY SHIFT YOKE)- 1" O.D. x 7 15/32" long x 5/8"-18 thread													
	D2HZ 7241-A		B	C	D								
Rod aux. yoke-7 5/8" long x 1" dia.	D8HZ 7241-A												
First and second use on E9HT-ZA	D5HZ 7241-B		B		D								
1" O.D. x 7 3/4" long, 5/8-thread-aux.	D4HZ 7241-E												
Range cyl. #19562	E4HZ 7241-A												

1990/
TRUCK SERIES 600/900

DESCRIPTION/RESTRICTIONS	PART NUMBER	TRANSMISSION PARTS LIST 10A THRU 10M												
		A	B	C	D	E	F	G	H	J	K	L	M	
FULLER														
SHAFT (GEARSHIFTER)-First and Second, use on E9HT-NA	C8TZ 7241-E		B	C										
BOOT (REMOTE SHIFT)	7E242													
PLUG (REVERSE STOP PLUNGER SPRING)- slotted-3/4"-16 x 5/16" hole	E7HZ 7E242-C B8QH 7245-A	A												
PLUNGER (SHIFTER SHAFT GATE)	7247													
Reverse gear-1 19/32" long	B8QH 7247-A	A	B	C	D									
SWITCH (NEUTRAL)	7A247													
A-4740-Air filter/regulator assy.	E7HZ 7A247-A	A												
Plug 1/8" Pipe	E1HZ 7B265-A	A	B	C	D									
Plug 1/8" Pipe	87708-S (P-14)	2	2	2	2									
Gear mainshaft 4th, 44 ext. 16 int. teeth, E7HT-UA	E1HZ 7B267-B	A												
Gear mainshaft 4th, 44 ext. teeth use on E7HT-JA, CUA	E7HZ 7B267-A	A												
Seal, rear shift pipe adapter-13/32" I.D. x 23/32" O.D. x 13/32" wide	C8TZ 7B270-A	A												
REGULATOR (AIR PRESSURE)	D0HZ 7B274-B	A												
Fitting (air pressure regulator)-reducer bushing-1/8"-27 and 1/4"-18	353107-S(II-46)	A												
Nipple-3/8"-18 threads-2" long	371094-S(II-191-G)	A												
Elbow-1/8"-90°	★ 379827-S	A												
FORK (GEARSHIFTER) aux. shift	C8TZ 7B283-A	A												
CYLINDER (AUXILIARY AIR SHIFT)-	7B284													
4 1/4" long	D2HZ 7B284-A		B	C	D									
2 3/4" long	C8TZ 7B284-A	A												
Pin (clevis)-1/2" x 1 3/4"	73995-S7(N-32)	A	B	C	D									
Cotter pin-1/8" x 1"	72035-S7-(N51)	A	B	C	D									
Elbow-1/8"-90°	★ 379827-S	2	2	2	2									
GASKET (SHIFT HOUSING DETENT)	7L287													
1 1/16 O.D. x 49/64 I.D.	E7HZ 7L287-A	A		C	D									
"O" RING (AUXILIARY SHIFT)	7288													
Seat (copper) 41/64" I.D. x 7.8" O.D.	C8TZ 7288-A	A												
Seal (piston) 7/8" I.D. x 1 1/8" O.D.	C8TZ 7288-C	A												
Plunger-2 3/32" I.D. x 1/4" wide	C8TZ 7288-B	A												
Piston (large rubber)-2 17/32" I.D. x 3" O.D. x 7/32" wide	C6TZ 7288-A		B	C	D									
Small (rubber)-47/64" I.D. x 15/16" O.D. x 7/64" thick	C6TZ 7288-B		B	C	D									
Aux. drive gear- 3 3/32" I.D. x 3 1/2" O.D.	D4HZ 7288-A		2	2	2									
Range Cyl. Piston	C6TZ 7288-D													
Speedo opening	E7HZ 7288-A	A	B	C	D									
Countershaft brake piston	D4HZ 7288-B	A												
Color grey-35/64" I.D.	E8HZ 7288-A		B	C	D									
MAGNET	7E290													
	E0TZ 7E290-A	A	3	3	3									
VALVE ASSY. (CONTROL SLAVE-ON TRANS.)	D0HZ 7D292-A													
#19470	E1HZ 7D292-A	A	B	C	D									
Plug-headless socket pipe-1/8"-27	87708-S(P-14)	3	3	3	3									
Plug-expansion-7/8"	74115-S(P-4)	2	2	2	2									
Elbow-1/8"-90°	★ 379827-S	3	3	3	3									
SPRING (DIRECT SYNCHRONIZER PLATE)- 22 coils-9/32" dia. x 1 37/64" free length	C6TZ 7B294-A	3	3	3	3									

NOTICE: When the parts list suffix is shown in the quantity required column, the quantity is one (1).

DESCRIPTION/RESTRICTIONS	PART NUMBER	TRANSMISSION PARTS LIST 10A THRU 10M												
		A	B	C	D	E	F	G	H	J	K	L	M	
FULLER														
SLEEVE (ADAPTER PLATE ALIGNMENT)- 3/4" large dia. x 1/2" shank dia. x 11/32" dia. other end x 5/16" hole one end x 7/8" long	C6TZ 7311-A													
3/4" O.D. x 15/32" I.D	E1HZ 7311-A	A												
	E1HZ 7311-B		B	C	D									
GASKET (SLAVE VALVE ADAPTER PLATE)														
7314														
4" long x 1/64" thick x 2 1/8" wide	C8TZ 7314-A													
#19481	E1HZ 7314-A	A	B	C	D									
Elbow-1/8"-90°	★ 379827-S	A	B	C	D									
Fitting-1/4"-18 male thread x 3/8"- 18 female thread	373354-S(II-64-D)	A	B	C	D									
KIT (AIR FILTER REPAIR)														
7B331														
K1486, use with 510, 610, 910, 1110, 12510 trans.	E4HZ 7B331-A													
KIT (SMALL PARTS REPAIR)														
7B331														
K1500, use with 910 trans.	E4HZ 7B331-B													
K1507, use with 12510 trans.	E4HZ 7B331-D													
K1790, use with 11610 trans.	E4HZ 7B331-H													
K1800, use with 14610 trans.	E4HZ 7B331-L													
PLATE (TRANS REAR) #18735	D8HZ 7B332-A		B	C	D									
	D8HZ 7B332-D													
BRACKET (AIR FILTER)														
7B333														
#17107	D8HZ 7B333-A													
SHAFT (GEARSHIFTER) third and direct, use on E9HT-NA	C8TZ 7334-A		B	C										
WASHER (AUXILIARY OUTPUT SHAFT) REDUCTION GEAR)														
7B334														
Aux. mainshaft rear 2 3/8" I.D. x 3 1/2" O.D. x 9/32" thick	C8TZ 7B334-A	A												
18 teeth, 2 3/8" I.D. x 3" O.D. x 1/2" wide	D0HZ 7B334-A	A												
2 3/4" I.D. x 4 1/4" O.D. x 7/16" thick	D4HZ 7B334-C													
2 1/2" I.D. x 4 1/4" O.D. x 5/16" thick	C6TZ 7B334-A		B	C	D									
Front-2 1/2" I.D. x 3 5/32" O.D. x 15/32" thick	C6TZ 7B334-B		B	C	D									
4 1/4" O.D. x 2 49/69" I.D. x 9/16" thick	D8HZ 7B334-B													
SPACER (OUTPUT SHAFT REDUCTION GEAR)														
7B334-C														
18 external teeth-2 25/32" I.D. x 3 7/8" O.D. x 7/16" wide	C6TZ 7B334-C		B	C	D									
#19203 - 18 ext. teeth	E2HZ 7B334-A													
PLATE (AUXILIARY SLIDING CLUTCH)														
7B338														
18 ext. 16 int. teeth	D0HZ 7B338-A	A												
18 external clutch-13 internal spline teeth- 7 13/16" O.D. x 1 43/64" wide	D0HZ 7B338-B													
18 ext., 18 int. teeth-2 3/4" I.D. x 7 13/16" O.D. x 1 43/64" wide	D4HZ 7B338-B													
	E7HZ 7B338-A		B	C	D									
GEAR (MAINSHIFT)														
7B340														
38 external-18 internal teeth- 6 9/16" dia. x 1 5/32" wide	D4HZ 7B340-B													
Mainshaft 3rd. 46 ext. 18 int. teeth	E1HZ 7B340-C	A												
Mainshaft 4th., 54 ext. 18 int. teeth	E2HZ 7B340-C		B	C	D									
18 external-17 internal teeth 3 3/16" dia. x 1 9/16" wide	D4HZ 7B341-A		3	3	3									

1990/
TRUCK SERIES 600/900

DESCRIPTION/RESTRICTIONS	PART NUMBER	TRANSMISSION PARTS LIST 10A THRU 10M										
		A	B	C	D	E	F	G	H	J	K	L
FULLER												
GASKET (CASE REAR PLATE)	7B343											
19" long x 1/64" thick x 13" wide	C6TZ 7B343-B		B	C	D							
	C8TZ 7B343-A	A										
LINK (REMOTE SHIFT PIVOT)	7D354											
	E7HZ 7D354-A	A										
BAR (SHIFT FORK)	7358											
Low and reverse, use on E9HT-ZA	D5HZ 7358-C		B		D							
3/4" dia. x 8" long	C8TZ 7358-B	A										
3/4" dia. x 8" long	C8TZ 7358-C	A										
Low and rev., use on E9HT-NA, FOHT-BVA,BYA,BZA, CAA,CBA	C8TZ 7358-F		B	C								
Low and reverse, use on FOHT-BTA,BUA	D0HZ 7358-A			C								
PIN (CASE DOWEL)-3/4" O.D. x 1 7/16" long	C6TZ 7B362-A	2	2	2	2							
NUT	7B364											
Aux. mainshaft stop-hex. head- 2 3/4" x 2"-16	C6TZ 7B364-A		B	C	D							
2 3/8" x 1 1/2"-18 THD	C8TZ 7B364-A	A										
BEARING (REVERSE IDLER GEAR)	7B369											
#EJS7255-1 1/4" I.D. x 1 7/8" O.D.	C6TZ 7B369-A		2	2	2							
#WJ162116-16	C8TZ 7B369-A	2										
KIT (BASIC OVERHAUL)	7C391											
K1041, use with 910 trans. pull type clutch, 1 3/4" input shaft	E4HZ 7C391-A											
K1042, use with 910 trans. pull type clutch, 2" input shaft	E4HZ 7C391-B											
K1064, use with 12510 trans. pull type clutch, 2" input shaft	E4HZ 7C391-F											
KIT (BASIC REBUILD)	7C391											
K1854, use with 910 trans.	E4HZ 7C391-G											
K1861, use with 12510 trans.	E4HZ 7C391-J											
"O" RING (SHIFT CYLINDER SEAL)- 63/64" I.D. x 1 1/8" O.D. x 1/8" thick	C6TZ 7B411-A		B	C	D							
ELBOW (AIR HOSE)-3/8" female thread x 1/4"-18 male thread	D2TZ 7B417-A											
STUD (BRAKE SUPPORT REAR)	7B420											
5/8 x 2 9/16	C1TT 7B420-D	AR										
5/8 x 2 1/16	374423-S7-8(WW66)	AR										
COLLAR (SEALING)	7K449											
3/8" I.D.	E1HZ 7K449-A		B	C	D							
washer flat, 3/8" I.D. brass	356425-S(XX-136)		B	C	D							
Screw, 3/8-16 x 3	58642-S2(B-94-Z)		B	C	D							
SPACER	7482											
Reverse idler gear shaft-11/16" I.D. x 1 1/2" O.D. x 7/32" thick x 1/64" thick	C6TZ 7482-A		2	2	2							
1" I.D. x 1 49/64" O.D. x 3/16" thick	C8TZ 7482-A	2										
Retainer-reverse idler washer- 1 7/8" I.D. x 2 3/8" O.D. x 21/32" wide	C8TZ 7482-B	2										
HOUSING	7505											
#15410, use on FOHT-BTA,BUA,BVA,BYA,BZA, CEA,CFA	D4HZ 7505-F		B	C	D							
#15616, use on FOHT-CAA,CBA,CCA,CDA use on FOHT-CGA,CJA,CHA	D5HZ 7505-A			C	D							
	D8HZ 7505-G				D							
	D6HZ 7505-B											
	C9TZ 7505-A											
use on E7HT-UA	C8TZ 7505-C	A										
use on E7HT-JA, CUA	E1HZ 7505-C	A										

NOTICE: When the parts list suffix is shown in the quantity required column, the quantity is one (1).

DESCRIPTION/RESTRICTIONS	PART NUMBER	TRANSMISSION PARTS LIST 10A THRU 10M												
		A	B	C	D	E	F	G	H	J	K	L	M	
FULLER														
PIN (AIR VALVE ACTUATING)-3/4" collar x 5/16" dia. shank x 9/16" plunger x 2 13/16" long	C6TZ 7A507-A													
#19571	E4HZ 7A507-B	A												
	E4HZ 7A507-A		B	C	D									
BUSHING 7508														
Clutch housing pedal shaft-1" I.D. x 1 1/8" O.D. x 1" long	C6TZ 7508-A	AR	4	AR	AR									
Clutch pedal shaft-1" I.D. x 1 1/8" O.D. x 1 5/8" long	C6TZ 7508-B	AR		AR	AR									
FITTING (CLUTCH REL. BEARING LUBE) COVER (CLUTCH HOUSING) 7564														
(2) mounting holes	C6TZ 7564-A			C	D									
use with E7HT-UA	C8TZ 7564-A	A												
(4) mounting holes	D0HZ 7564-A	A	B	C	D									
GASKET (CLUTCH HOUSING TO CASE) 7A619														
	C6TZ 7A619-B		B	C	D									
	C8TZ 7A619-A	A												
SNAP RING (AUXILIARY REDUCTION GEAR)- TROUGH (OIL) 7716														
	C6TZ 7A628-A		B	C	D									
	E6HZ 7716-A		B	C	D									
WASHER (REVERSE IDLER GEAR THRUST) 7728														
1 1/8" I.D. x 2 11/32" O.D. x 7/32" thick	C6TZ 7728-A		2	2	2									
1" I.D. x 2 17/64" O.D. x 3/16" wide	C8TZ 7728-B	2												
LEVER, OUTER (REMOTE SHIFT) 7811														
	E7HZ 7811-B	A												
SEAL (AUXILIARY REAR BEARING COVER OIL) 7918														
3 3/4" I.D. x 4 1/2" O.D. x 15/32" wide-	E4HZ 7918-B													
3 1/2" I.D. x 4 1/2" O.D. x 15/32" wide	C8TZ 7918-A	A												
Seal and slinger	E7HZ 7918-A	A	B	C	D									
SPACER (SPEEDO GEAR)-3 1/4" O.D. BUSHING (SPEEDOMETER) 17288-B														
	C1TT 17288-B	A												
Nut rev. idler shaft-5/8-18	B8QH 17323-A	A	B	C	D									
Cap Screw-c/shift frt brg. 5/8-18 x 1.75	371530-S7(MM-161-A)	2	2	2	2									
Cap Screw-range slave valve-1/4-20 x 1.10	377850-S(BB-273-A)	2	2	2	2									
Cap Screw-shift bar hsg-3/8-16 x 1 1/2	304680-S36M(BB429-K)	4	4	4	4									
Cap Screw-frt brg cvr, shift bar hsg-3/8-16 x 1 1/4	58636-S2(B-85-D)													
Cap Screw-rear case to main case-3/8-16 x 1 3/4	58635-S2(B-82-A)	29	29	29	29									
Cap Screw-aux. drv gr brg ret. 3/8-16 x 7/8	58637-S2(B-86-A)													
Cap Screw-case rr hsg-3/8-16 x 2	42998-S8(B-252-A)	8	8	8	8									
Plug-filler-1 1/4 pipe	58638-S2(B-89-A)													
Cap Screw-rr brg cover-3/8-16 x 2 3/4	374501-S(PP-52-F)	A	B	C	D									
	373139-S(BB-163)	11	11	11	11									

)

)

)

DESCRIPTION/RESTRICTIONS	PART NUMBER	TRANSMISSION PARTS LISTS 13A THRU 13M											
		A	B	C	D	E	F	G	H	J	K	L	M
SEAL (OUTPUT SHAFT BEARING RETAINER OIL)-Refer to group 7918	4813												
Plug	7A002												
Plug (aux. air shift cyl. 7306)	D3HZ 7A002-A		B	C									
CASE ASSY.-incl. magnetic chip collectors #15390	7005												
	D5HZ 7005-B		B	C									
	E8HZ 7005-A												
Case main	D4HZ 7005-D	A											
Case rear	D4HZ 7005-L	A											
Case intermediate	D4HZ 7005-C	A											
Plug (filler)-1 1/4" pipe	353094-S(PP-34)	2	2	2									
Stud-5/8"-11 and 5/8"-18 x 2 5/32" long	374423-S7-8(WW-66)	6	6	6									
Plug-1/2"-14	357985-S(PP-48)	A	B	C									
Plug-3/4", Magnetic	353240-SA(PP-52)	A	B	C									
SHAFT (REMOTE SHIFT)	7B009												
Inner	E7HZ 7B009-B	A											
IMPELLER ASSY. (OIL PUMP)	7C010												
	E8HZ 7C010-A												
Ring Crescent	370065-S7(QQ-37)												
ELEMENT (OIL FILTER)-2 1/2" O.D. x 1" I.D. x 2 1/6" long	C1TT 7C012-A	A											
COVER (OIL FILTER)-6 1/4" x 4 7/8" x 2" high (6) 13/32" bolt holes	C1TT 7C013-H	A											
Bolt (cover to case)-hex head-3/8"-16 x 1"	20388-S8(B-80)	6											
Lockwasher-3/8"	34807-S8(X-66)	6											
PLATE (OIL RESERVOIR)	7C014												
#17503	D8HZ 7C014-A	A											
SHAFT (INPUT)	7017												
18 teeth-10 splines x 1 15/16" long	D4HZ 7017-E												
16 teeth-10 splines-incl. bushing & snap ring, use with E8HT-CEA	D6HZ 7017-J	A											
Use with E8HT-CCA,CDA,DBA,DCA, E7HT-CVA	D6HZ 7017-K	A											
	E6HZ 7017-C		B	C									
RETAINER (OIL PUMP)	7N018												
	E8HZ 7N018-A												
BEARING	7025												
212L or 212SLV-1 3/16" I.D. x 13/32" wide	C6TZ 7025-A		B	C									
Countershaft front Incl. Snap ring-race	E2HZ 7025-B												
Countershaft front	E2HZ 7025-A		2	2									
2 53/64" O.D. x 1 3/8" I.D. x 21/32" wide	D8HZ 7025-A	2											
Input Shaft-#G209SF	C8TZ 7025-A	A											
SNAP RING	7030												
1 7/16" free I.D. x 3/32" thick	C6TZ 7030-A		B	C									
Input sht brg-1 37/64" I.D. x 1/8" wide	C8TZ 7030-B	A											
Rear C/sht brgs-3 1/32" O.D. x 1/16" thick	C8TZ 7030-C	2											
Drive gear bearing, 2 11/64" free I.D.	E4HZ 7030-A		B	C									
VENT (CASE)	7034												
2" long x 1 5/8" O.D. x 1/4" pipe thread	C7TZ 7034-A	A	B	C									
COVER	7C035												
Range Cylinder	E2HZ 7C035-A		B	C									
Countershaft brake piston	D4HZ 7C035-A												
Range Cylinder	E1HZ 7C035-B	A											
Auxiliary Shift Cylinder	D4HZ 7C035-B	A											
PLATE and PIN ASSY. (SYNCHRONIZER)	7A044												
Direct-6 1/2" O.D. incl. (3) Pins	D6HZ 7A044-A	A	B	C									
Reduction-7" O.D.-incl. (3) pins	C6TZ 7A044-A												
Reduction	E7HZ 7A044-A	A	B	C									

1990/
TRUCK SERIES 600/900

DESCRIPTION/RESTRICTIONS	PART NUMBER	TRANSMISSION PARTS LISTS 13A THRU 13M												
		A	B	C	D	E	F	G	H	J	K	L	M	
NUT (INPUT SHAFT BEARING RETAINER) 3 1/4" O.D. x 2 1/8"-16 thread	C1TT 7045-A													
RETAINER (INPUT SHAFT BEARING)	7050													
Use with E8HT-CEA	D0HZ 7050-A	A												
Use with E8HT-CCA,CDA,DBA,DCA, E7HT-CVA	D0HZ 7050-C	A												
6 9/16" O.D. x 1 1/32" wide	D4HZ 7050-A													
	E4HZ 7050-D		B	C										
Bolt-3/8"-16 x 1 1/2" hex head	30468-S8(B-85)	4	4	4										
Lockwasher-3/8"	34807-S8(X-66)	4	4	4										
GASKET (INPUT SHAFT BEARING RETAINER)	7051													
4 21/32" I.D. x 6 1/2" O.D. x 1/64" thick (6) 13/32" holes	C6TZ 7051-F		B	C										
3 11/16" I.D. x 5 1/2" O.D.	C8TZ 7051-A	A												
SEAL (INPUT SHAFT BEARING RETAINER)	7052													
#CR521924	C9TZ 7052-A	A												
SPACER (INPUT SHAFT)	7A059													
WASHER (OUTPUT SHAFT REAR)	D4HZ 7A059-B													
2 1/32" I.D. x 3" O.D. x 3/16" thick														
2 3/8" I.D. x 2 7/8" O.D. x 5/32" thick	D4HZ 7A059-A		B	C										
1 25/32" I.D. x 3" O.D. x 23/64" thick	D0HZ 7A059-C	A												
CLUTCH (AUX. SLIDING)	7A060													
20 ext. 20-18 int. teeth #19132	E2HZ 7A060-A		B	C										
SHAFT (OUTPUT)	7061													
17 splines-13 31/32" long	D4HZ 7061-F		B	C										
#A-4414	D5HZ 7061-B													
Aux. mainshaft assy. #A4738	E2HZ 7061-E		B	C										
Auxiliary 10-18 splines x 10 9/16" long	E1HZ 7061-C	A												
Main, 13-15 splines x 17 5/8" long	D4HZ 7061-B	A												
SNAP RING	7064													
Output shaft-2 3/16" O.D. x 1 13/16" I.D. x 3/32" thick	D0HZ 7064-H	2	2	2										
Auxiliary countershaft rear bearing														
Input shaft-3 1/16" O.D. x 3/32" wide	C6TZ 7064-E		6	6										
Aux. drive gear-3 9/32" x 3 29/32" O.D. x 1/8" thick	D4HZ 7064-E		B	C										
Mainshaft front quill-7/8" O.D. x 11/16" I.D. x 3/32 thick	C6TZ 7064-B		B	C										
2 3/4" I.D. x 1/16" thick	D5HZ 7064-A		B	C										
Output shaft-2 3/32" I.D. x 2 7/16" O.D. x 3/32" thick	D4HZ 7064-F		2	2										
Mainshaft fourth gear-	D0HZ 7064-A	A												
1 37/64" I.D. x 1 59/64" O.D. x 5/64" thick														
Output shaft drive gear-	D0HZ 7064-D	A												
2 5/16" I.D. x 2 21/32" O.D. x 5/64" thick														
Mainshaft rear-1 13/16" I.D. x 2 3/16" O.D. x 3/32" wide	C6TZ 7064-C	A												
BEARING	7065													
Auxiliary countershaft-rear-#1310L-incl. snap ring 1 31/32" I.D. x 4 21/64" O.D. x 1 1/16" wide	B7QH 7065-A	2	2	2										
Auxiliary countershaft-rear-#F-310-MG-1	E4HZ 7065-B													
Range shift #204	C9TZ 7065-A		B	C										
Auxiliary drive gear #118-L	C6TZ 7065-F		B	C										
Auxiliary Countershaft-front-#M1306-UV, U1306-J or U1306-YS	D4HZ 7065-A	2												
Mainshaft rear-#117L or 213	C6TZ 7065-A	A												
WASHER (OUTPUT SHAFT GEAR) 17 teeth 2 27/32" O.D. x 1/4" wide	D8HZ 7069-A		5	5										
GEAR (AUXILIARY DRIVE)	7A079													
#19661	E2HZ 7A079-C		B	C										

NOTICE: When the parts list suffix is shown in the quantity required column, the quantity is one (1).

DESCRIPTION/RESTRICTIONS	PART NUMBER	TRANSMISSION PARTS LISTS 13A THRU 13M											
		A	B	C	D	E	F	G	H	J	K	L	M
FINGER (REMOTE SHIFT INNER)	7A081												
	E7HZ 7A081-B	A											
END (REMOTE SHIFT PIVOT)	7B081												
R.H.	E7HZ 7B081-D	A											
L.H.	E7HZ 7B081-E	A											
RETAINER (AUX INTERMEDIATE SLIDING CLUTCH GEAR) 1/2" long x 3/16" wide one end	D4HZ 7E082-A	A											
RETAINER ASSY.	7085												
Output shaft bearing-1 15/16" long (6) 13/32" holes, use with E8HT-CCA,CDA,CEA, E7HT-CVA	C6TZ 7085-B	A											
Use with E8HT-DBA,DCA	E8HZ 7085-C	A	B	C									
Aux. drive gear bearing-8" dia. x 5 1/16" I.D.	D4HZ 7085-B		B	C									
2 1/8" wide (6) 13/32" holes	D4HZ 7085-A												
Bolt-hex. head-3/8"-16 x 2 3/4"	373139-S(BB-163)	6	6	6									
Lockwasher-3/8"	34807-SB(X-66)	5	5	5									
Washer-flat-3/8"	356425-S(XX-136)	6	6	6									
GASKET (OUTPUT SHAFT BEARING) RETAINER)-4 5/8" I.D. x 6 1/4" O.D.- (10) 13/32" holes	C8TZ 7086-C	A	B	C									
FLANGE (OUTPUT SHAFT)-If not listed refer to group on Section 71 for Size Chart	7089												
Note: - \diamond Industry Designation													
Yoke and Slinger assy., use with E8HT-CCA,CDA,CEA, E7HT-CVA, FOHT-CVA,DNA,DRA,DLA	E7HZ 7089-H	A	B										
Yoke and Slinger assy., use with E8HT-DBA,DCA, FOHT-CYA, DAA,DEA,DCA,DGA,DJA,DSA,DMA	E9HZ 7089-B	A	B										
Use with FOHT-CZA,DBA,DFA,DDA,DHA,DKA	E8HZ 7089-G		B										
GASKET	7L101												
	E8HZ 7L101-A		B	C									
GEAR	7100												
34 ext. 18 int. teeth	D4HZ 7100-A	A											
Mainshaft first gear, 64 ext. 18 int. teeth	E1HZ 7100-C	A											
Mainshaft first-60 ext. 18 int. teeth	E2HZ 7100-E		B	C									
Countershaft, 17-17 teeth 15 3/4 long	E2HZ 7100-C		2	2									
GEAR	7101												
Aux. m/shft. splitter 40 ext.-20 int. teeth	E2HZ 7101-E		B	C									
Aux. m/shft. reduction 56 ext.-18 int. teeth	E2HZ 7101-F												
Aux. m/shft. reduction 56 ext.-18 int. teeth	E2HZ 7101-C		B	C									
42 ext. 18 int. teeth	E1HZ 7101-D	A											
Aux drive, 20 ext. 15 int. teeth	D4HZ 7101-A	A											
GEAR	7102												
Low speed-44 external-18 internal teeth 8 5/8" O.D. x 1 5/32" wide	D4HZ 7102-A		B	C									
Mainshaft 2nd gear-56 ext. 18 int. teeth	E1HZ 7102-A	A											
HOUSING (REMOTE SHIFT)	7B102												
	E7HZ 7B102-A	A											
CLUTCH (OUTPUT SHAFT SLIDING) 18 ext. 15 int. teeth, 3" O.D. x 1 21/32" wide	D0HZ 7103-A	2											
SHAFT (AIR VALVE ACTUATING) 5 1/2" long-3/4" O.D.	7B104												
	E9HZ 7B104-A	A	B	C									
Valve (air shift cyl. 7306)	D3HZ 7B104-A	A	B	C									
RETAINER (MAINSHAFT REAR BEARING) 13/32" dia. hole x 4 1/2" long	7109												
	D0HZ 7109-A	2											
COUNTERSHAFT (LOW AND REVERSE) 16-34 teeth x 12 15/32" long	E1HZ 7111-A	2											
GEAR (COUNTERSHAFT FOURTH) 49 teeth	7112/17												
	E1HZ 7112-B	2											
A-4725	E2HZ 7113-G		2	2									

1990/
TRUCK SERIES 600/900

DESCRIPTION/RESTRICTIONS	PART NUMBER	TRANSMISSION PARTS LISTS 13A THRU 13M											
		A	B	C	D	E	F	G	H	J	K	L	M
GEAR (COUNTERSHAFT FOURTH)		7112/17 — Cont'd											
20 teeth-3 1/32" I.D. x 4 1/8" O.D. x 11/32" width	D6HZ 7115-C												
20 ext. teeth-2 25/32" I.D. x 11/32" thick	D6HZ 7115-B		B	C									
Countershaft front	E2HZ 7115-A		2	2									
18 ext. 18 int. teeth-3 57/64" dia. x 7/32" wide	D4HZ 7117-A		B	C									
BEARING		7118											
Auxiliary mainshaft-rear- #A2689-A-2 1/2" I.D. x 4 1/2" O.D. x 2 23/32" wide	C6TZ 7118-B	A	B	C									
A-33775 2 3/4" I.D. x 4 7/16" O.D. x 3" wide	D4HZ 7118-B												
Aux. Countershaft-front #MA1307EL or MR1307EL -- 1 3/8" I.D. x 3 9/64" O.D. x 13/16" wide	C1TZ 7118-A		2	2									
Aux. Countershaft-front-1 3/8" I.D. x 3 9/64" O.D. x 53/64" wide	E2HZ 7118-A												
BEARING		7120											
Bushing (input shaft)- 1 11/32" I.D. x 1 5/8" O.D. x 3/4" wide	D0HZ 7120-C		B	C									
#AA-1232-6, 1 1/4" O.D. x 3/4" long	D0HZ 7120-A	A											
SYNCHRONIZER KIT		7124											
Consists of 7A044 (2), 7B294(3)	D9HZ 7124-B												
SPACER (AUX. COUNTERSHAFT FRONT BEARING)		7125											
2 21/32" I.D. x 2 29/32" O.D. x 1/16" thick	D4HZ 7125-A	2											
BEARING (COUNTERSHAFT)		7127											
Rear-#MRY 1308-GEL, 1 9/16" I.D. 3 35/64" O.D. 29/32" wide	C6TZ 7127-A		2	2									
#306-MGLR, BCA 1306 L0	C8TZ 7127-A	2											
RETAINER		7135											
#19548, incl roll pin	E2HZ 7135-B												
#19668, incl roll pin	E2HZ 7135-A		2	2									
Mainshaft Coupling-2 1/4" O.D. x 3/16" thick- (2) 11/32" holes	C6TZ 7135-A	A											
GEAR		7137											
Countershaft 3rd-62 ext. teeth	E2HZ 7137-F		2	2									
Countershaft 2nd-44 ext. teeth	E2HZ 7137-G		2	2									
Countershaft third speed-40 teeth	E1HZ 7137-C	2											
Bolt-round head-24 x 1 1/32"	376323-S(BB-390-R)	2	2	2									
SHAFT (REVERSE IDLER GEAR)		7140											
2 7/16" O.D. x 3 13/32" long	D4HZ 7140-A	2											
4 11/16" long	D0HZ 7140-A		2	2									
Nut-hex. head-1/2"-20	34449-S7-8(M-85)	2	2	2									
Washer-flat-1/2"	44735-S8(X-32)	2	2	2									
LEVER ASSY. (REMOTE SHIFT)		7B140											
	E7HZ 7B140-B	A											
GEAR (REVERSE IDLER)		7142											
46 ext. 18 int. teeth 7 15/16" O.D. x 1 5/32" wide	D4HZ 7142-B		B	C									
27 teeth-1 9/16" I.D. x 4 29/32" O.D. x 1 5/16" wide	D4HZ 7142-A		2	2									
32 ext. 18 int. teeth, Rev. idler	D0HZ 7142-A	A											
22 teeth	C9TZ 7142-A	2											
GEAR (COUNTERSHAFT P.T.O.)		7144											
R.H. 45 teeth-7 3/4" dia. x 1 1/16" wide	D4HZ 7144-D		2	2									
L.H. 47 teeth-8 3/32" dia. x 1" wide	D4HZ 7144-E		2	2									
Countershaft second speed-33-38 teeth	E4HZ 7144-A	2											
TUBE (OIL PUMP)		7N148											
	E8HZ 7N148-A												
HOUSING (OIL PUMP)		7B150											
	E8HZ 7B150-A												
Plug expansion, 3/4"	389187-S(PP-86-H)												
Pin roll	305080-S(NN-113)												

NOTICE: When the parts list suffix is shown in the quantity required column, the quantity is one (1).

DESCRIPTION/RESTRICTIONS	PART NUMBER	TRANSMISSION PARTS LISTS 13A THRU 13M											
		A	B	C	D	E	F	G	H	J	K	L	M
GASKET KIT		7153											
	C6TZ 7153-A		B	C									
	D4HZ 7153-C												
	D6HZ 7153-B	A											
RING (NEUTRAL SWITCH ACTIVATING)		7R156											
	E7HZ 7R156-A	A											
Clip-1/2" diameter	380882-S100(EE-17-E)	A											
GEAR		7158											
Input, 48 ext. 18 int. teeth	E2HZ 7158-F		B	C									
Mainshaft 2nd, 58 ext. 18 int. teeth	E2HZ 7158-J		B	C									
36 ext. 16 int. teeth	E1HZ 7158-B												
	E7HZ 7158-B	A											
Kit-includes 7231 yoke, 7158 gear maindrive, 7B161 clutch mainshaft, 7158 gear mainshaft	D0HZ 7158-B												
GEAR (OUTPUT SHAFT)-If not listed see 7158		7B161											
#18439	D6HZ 7B161-A												
#21662	E7HZ 7B161-C	A											
SNAP RING		7162											
Mainshaft intermediate drive gear- 3 3/8" I.D. x 3 7/8" O.D. x 7/64" thick	D4HZ 7162-A	2											
2 11/16" I.D. x 3 1/16" O.D. x 9/64" thick	D4HZ 7162-B	A											
Countershaft drive, 1 7/8" I.D. x 2 3/16" O.D. x 1/8" thick	C6TZ 7162-A	2											
COVER (POWER TAKE OFF)		7165											
9 5/8" long x 7 3/8" wide x (8) 15/32" holes	D1HZ 7165-A	A	B	C									
6 1/4" x 4 7/8"	C6TZ 7165-B	A	B	C									
Bolt (cover to case)-3/8"-16 x 5/8"	20328-S8(B-76)	8	8	8									
Lockwasher-3/8"	34807-S8(X-66)	8	8	8									
Lockwasher-3/8"-external teeth	351487-S(XX-291)	8	8	8									
HOUSING (COUNTERSHAFT BRAKE P.T.O.)		D4HZ 7165-A											
	D4HZ 7165-A	A											
GASKET (OIL FILTER HOUSING)		7166											
6 1/4" x 4 7/8" x 1/16" thick-(6) 13/32" holes	E7HZ 7166-A	A	B	C									
9 1/4" long-7" wide-1/32" thick-(8) 15/32" holes	D1HZ 7166-A	A	B	C									
PLUG (OIL PUMP TO CASE)		7N171											
	E8HZ 7N171-A												
WASHER (OUTPUT SHAFT)		7173											
18 ext. teeth 2 19/32" dia. x 9/32" thick	C6TZ 7173-J		5	5									
18 ext. teeth, 3 57/64" dia. x 5/16" thick	D4HZ 7173-B	A											
18 ext. 15 int. teeth 3" O.D. x 1/4" wide	C8TZ 7173-C	4											
16 ext. 13 int. teeth-2 5/8" O.D. x 1/4" thick	D0HZ 7173-A	A											
#21664	E7HZ 7173-D	A											
15 int. teeth-3 3/4" O.D. x 17/32" thick	D4HZ 7173-A	A											
HOSE		7B175											
Auxiliary shift air supply-29" long-1/8"- 27 thread ends	C6TZ 7B175-B		B	C									
15" long	D4HZ 7B175-B	A	B	C									
30" long	D2TZ 7B175-D		2	2									
18" long	D0HZ 7B175-C	A											
16" long	D2HZ 7B175-B	A											
17" long	C9TZ 7B175-A	A											
20" long	C1TT 7B175-F	A											
25" long	D0HZ 7B175-A	A											
29.50" long	E7HZ 7B175-A												
Clip (hose to case)	357946-S8(GG-152)	2											
GEAR (COUNTERSHAFT FIRST SPEED)		7176											
Countershaft 1st-35 ext. teeth	E2HZ 7176-B		2	2									

1990/
TRUCK SERIES 600/900

DESCRIPTION/RESTRICTIONS	PART NUMBER	TRANSMISSION PARTS LISTS 13A THRU 13M											
		A	B	C	D	E	F	G	H	J	K	L	M
GEAR		7177											
Countershaft drive-50 teeth	E1HZ 7177-D	2											
Auxiliary countershaft drive (welded)	D4HZ 7177-B	2											
18 ext. 15 int. teeth	D4HZ 7177-A	A											
Countershaft drive-69 ext. teeth	E2HZ 7177-F		2	2									
Output shaft coupler, 20 ext. 18 int. teeth	E2HZ 7177-J		B	C									
GASKET		7181											
Countershaft brake piston cover	D4HZ 7181-A	A											
Auxiliary countershaft rear bearing cover- 4 19/32" I.D. x 1/32" thick	D4HZ 7181-B	2	2	2									
	E2HZ 7185-A	A	B	C									
RETAINER (MAINSHAFT REAR BEARING)		7195											
CAP (COUNTERSHAFT REAR BEARING)- 5 5/8" square-(4) 13/32" holes	D0HZ 7195-C	2	2	2									
1/4" circle shape x 3/8" thick- (2) 13/32" holes	D0HZ 7195-A	2											
15 teeth-1 3/4" I.D. x 4" O.D. x 23/32" wide	D4HZ 7195-A	A											
PLUG (SHIFT HOUSING DETENT)		7N204											
3/4-16 THD x 1" O.D.	E7HZ 7N204-A	A	B	C									
STUD (TRANSMISSION CLUTCH HOUSING)		D0HZ 7C207-B											
5/8"-11 5/8" THD. 2 7/16" long			6	6									
SPRING		7219											
Reverse stop plunger-10 1/2 coils-5/8" O.D. x 1 11/16" free length	B8QH 7219-A	A	B	C									
Auxiliary transmission-air valve actuating plunger													
1 15/32" free length x 1/2" O.D.- Low and reverse first and second	C8TZ 7219-C		3	3									
Mainshaft rear bearing, 9 1/2 coils	D4HZ 7219-A	6											
Shifter, 11 coils, 1 1/2" free length	C6TZ 7219-E	3											
Range slave, 1 25/64 free length	E7HZ 7219-A	A	B	C									
Ball-steel 1/2"	353079-S(AA-15)	3	3	3									
KEY		7B220											
Mainshaft, 7 5/8" long. incl pin	D0HZ 7B220-F	A											
Countershaft, 5 1/8" long- 5/16" square	D1HZ 7B220-B	2											
13/32" high x 1 3/8" long-5/16" wide	D0HZ 7B220-B	2											
Aux. outlet shaft-5/16" square-2 13/32" long	C6TZ 7B220-D		B	C									
Mainshaft gear-10 13/16" long-6 side design	D2HZ 7B220-A		B	C									
Countershaft	E2HZ 7B220-B		2	2									
Oil pump shaft	E8HZ 7B220-A												
Ball steel 3/4" dia.	★ C1TZ 7C220-A	2	2	2									
HOUSING (GEARSHIFT)		7222											
#17115	D5HZ 7222-A			C									
	E3HZ 7222-A		B										
	C8TZ 7222-S	A											
Bolt-hex. head-3/8"-16 x 1 1/2"	20468-S8(B-85)	16	16	16									
Lockwasher-3/8"	34807-S8(X-66)	16	16	16									
GASKET (GEARSHAFT HOUSING)		7223											
16 1/2" x 11 1/2" x 1/16" thick	C6TZ 7223-A		2	2									
13 7/16" x 11 1/2" x 1/64" thick	C8TZ 7223-B	A											
Bolt-hex. head-3/8"-18 x 1 1/2"	20468-S8(B-85)	2	2	2									
Lockwasher-3/8"	34807-S8(X-66)	2	2	2									
COVER (GEARSHIFT SPRING)		7B227											
4 1/8" x 7/8" x 1/8" thick	C6TZ 7B227-A	A											
GASKET		7B228											
Auxiliary shift cylinder-4 3/4" O.D. x 4" I.D. x 1/16" thick-(4) 13/32" holes	C6TZ 7B228-A	A	B	C									
Output shaft splitter gear													

NOTICE: When the parts list suffix is shown in the quantity required column, the quantity is one (1).

FULLER 13 SPEED
TRANSMISSION

1990/
TRUCK SERIES 600/900

DESCRIPTION/RESTRICTIONS	PART NUMBER	TRANSMISSION PARTS LISTS 13A THRU 13M												
		A	B	C	D	E	F	G	H	J	K	L	M	
GASKET		7B228 — Cont'd												
Auxiliary shift cylinder-3 3/4" x 3 1/16" I.D. 1/16" thick-(4) 13/32" holes	C6TZ 7B228-B	A	B	C										
Splitter gearshift-3 1/2" O.D. x 3 1/16" O.D.	C6TZ 7B228-C	A	B	C										
Splitter gearshift cylinder cover-3 5/8" bolt hole circle x 1/16" thick-(4) 11/32" holes	D2HZ 7B228-A		B	C										
Gearshift spring cover	C6TZ 7B228-E	A												
#18506, 1" O.D. x 39/64" I.D. x 1/64"	D8HZ 7B228-A	A												
Cover inter. shift cylinder	C9TZ 7B228-A	A												
GATE (GEARSHIFTER SHAFT)		7230												
First and Second-2 19/32" wide x 3/4" dia. bushing hole	C6TZ 7230-A			C										
Third and direct-2 19/32" wide x 3/4" dia. bushing hole	C6TZ 7230-B			C										
First and second 2 1/8" long x 7/16"-20 thread,	D0HZ 7230-C		B											
First and second-#16135	D4HZ 7230-E		B	C										
Third and direct-#16136	D4HZ 7230-F		B	C										
FORK (GEARSHIFTER)		7231												
Low and reverse	C8TZ 7231-C	A												
Second and third	C8TZ 7231-D	A												
Fourth and direct	D0HZ 7231-B	A												
splitter-4 55/64 span	E2HZ 7231-B		B	C										
Low and reverse #16131	D5HZ 7231-A			C										
Auxiliary shift-7 1/7" span x 1" dia. hole	D1HZ 7231-A	A	B	C										
Low and reverse-2 19/32" inside width	D4HZ 7231-E		B											
FORK (GEARSHIFTER)		7232												
Third and direct-#16134	D5HZ 7232-A			C										
Screw (fork to shaft)-hex. drilled head- pointed-7/16"-20 x 1/32" overall length	371073-S(BB-539)		5	5										
GATE (GEARSHIFTER SHAFT)-Third and direct 2 1/8" long x 7/16"-20 thread	C8TZ 7232-C		B											
PISTON (AUXILIARY SHIFT)		7233												
2 32/32" dia. x 5/8" wide-(2) holes-12-24 thread	C6TZ 7233-A	A	B	C										
9/16" I.D. x 1 31/64" O.D. x 5/16" wide	C6TZ 7233-B	A												
Countershaft brake, 2 1/2" O.D. x 1 7/8" long	D4HZ 7233-A	A												
"O" ring	★ 87141-S91	A												
NUT (REMOTE SHIFT)		7K234												
1/2-13 Jam-left hand thd.	E7HZ 7K234-B	A												
PIN (GEARSHIFT ROD INTERLOCK)		7235-A												
2 1/8" O.D. x 11/16" long	B8QH 7235-A	A	B	C										
SHAFT (GEAR SHIFTER)		7240/41												
3/4" O.D. x 9 1/4" long, 1st and reverse	C8TZ 7240-F	A												
First and second	C8TZ 7241-E		B											
11 15/16" long x 3/4" O.D.														
5 3/8" long-1 15/32" one end x 3/4" other	D1HZ 7241-A													
First and second-#16133	D5HZ 7241-B			C										
Range Cyl., 1" O.D. x 7 15/32" long	D2HZ 7241-A	A												
Splitter	E6HZ 7241-C		B	C										
BOOT (REMOTE SHIFT)		7E242												
	E7HZ 7E242-C	A												
PLUG (REVERSE STOP PLUNGER SPRING)-		7245-A												
3/4"-16-slotted x 5/16" hole	B8QH 7245-A	A	B	C										
PLUNGER (SHIFTER SHAFT GATE-REVERSE		7247-A												
GATE)-1 19/32" long	B8QH 7247-A	A	B	C										
SWITCH (NEUTRAL)		7A247												
	E7HZ 7A247-A	A												

1990/
TRUCK SERIES 600/900

DESCRIPTION/RESTRICTIONS	PART NUMBER	TRANSMISSION PARTS LISTS 13A THRU 13M												
		A	B	C	D	E	F	G	H	J	K	L	M	
FILTER (TRANSMISSION AIR)	7B265													
#A-4740	E1HZ 7B265-A	A	B	C										
Plug 1/8" pipe	87708-S(P-14)	A	B	C										
GEAR (MAINSHAFT FOURTH)	7B267													
44 ext. 16 int. teeth	E1HZ 7B267-B													
#21663	E7HZ 7B267-A	A												
WASHER (OIL PUMP)	7K267													
Capscrew seal	E8HZ 7K267-A													
1/4-20 x 1 1/2 capscrew	382909-S100(UU-13-EA)													
SPRING (OIL PUMP RELIEF)	7A270													
	E8HZ 7A270-A													
FORK (GEAR SHIFTER)	7B283													
Direct and intermediate	D4HZ 7B283-A	A												
CYLINDER ASSY.	7B284													
Auxiliary air shift-6 3/16" long x 1" dia. hole-	D1HZ 7B284-A		B	C										
4 1/4" long-(4) 13/32" holes	D2HZ 7B284-A	A												
GASKET (SWIFT HOUSING DETENT)	7L287													
1 1/16" O.D. x 49/64 I.D.	E7HZ 7L287-A	A	B	C										
"O" RING (AUXILIARY SHIFT PISTON)	7288													
Large-rubber-3" O.D. x 2 5/8" I.D. x 7/32" wide	C6TZ 7288-A	A	B	C										
Small-rubber-15/16" O.D. x 3/4" I.D. x 3/32" thick	C6TZ 7288-B	A	B	C										
1 1/2" O.D. x 1 1/4" I.D.	C6TZ 7288-D	A												
Auxiliary drive gear-3 3/32" I.D. x 3 1/2" O.D.	D4HZ 7288-A		B	C										
Countershaft brake piston	D4HZ 7288-B	A												
Reduction cyl. 1 27/64" I.D. x 9/64" thick	E6HZ 7288-B		B	C										
Speedometer opening	E7HZ 7288-A	A	B	C										
MAGNET	7E290													
	E0TZ 7E290-A	3	3	3										
VALVE ASSY. (CONTROL SLAVE-ON TRANSMISSION)	7D292													
#19470	E1HZ 7D292-A	A	B	C										
SPRING (DIRECT SYNCHRO PLATE)-	C6TZ 7B294-A	3	3	3										
1 37/64" free length-22 coils-9/32" dia.														
KIT (RANGE CYLINDER "O" RING)	7305													
K1447, Use with 613, 913, 9513, 12513 trans.	E4HZ 7305-A													
COVER ASSY. (AIR SHIFT CYLINDER)	D2HZ 7306-A		B	C										
	D1HZ 7306-A													
	E8HZ 7306-B	A												
SLEEVE (ADAPTER PLATE ALIGNMENT)	7311													
3/4" O.D. x 15/32" I.D.	E1HZ 7311-A	A												
	E1HZ 7311-B		B	C										
GASKET	7314													
Slave valve #19481	E1HZ 7314-A	A	B	C										
COVER (OIL PUMP)	7B325													
	E8HZ 7B325-A													
GASKET (OIL PUMP)	7B326													
	E8HZ 7B326-A													
SHAFT (OIL PUMP DRIVE)	7B328													
	E8HZ 7B328-A													
GEAR (OIL PUMP DRIVE)	7B329													
	E8HZ 7B329-A													
Ring retaining	389384-S(QQ-36)													
KIT (AIR FILTER REPAIR)	7B331													
K1486, use with 613, 9513, 12513 trans.	E4HZ 7B331-A													

NOTICE: When the parts list suffix is shown in the quantity required column, the quantity is one (1).

DESCRIPTION/RESTRICTIONS	PART NUMBER	TRANSMISSION PARTS LISTS 13A THRU 13M												
		A	B	C	D	E	F	G	H	J	K	L	M	
KIT (SMALL PARTS REPAIR)	7B331													
K1501, use with 9513 trans.	E4HZ 7B331-C													
K1508, use with 12513 trans.	E4HZ 7B331-E													
K1513, use with 613, 6613 trans.	E4HZ 7B331-G													
K1791, use with 11613 trans.	E4HZ 7B331-J													
K1793, use with 14613 trans.	E4HZ 7B331-K													
COVER (CASE)-Rear-see also 7005	7B332													
#18785,18700,14963	C6TZ 7B332-B		B	C										
#18786	D4HZ 7B332-A													
BRACKET (REGULATOR VALVE)-#17107	D8HZ 7B333-A													
Bolt (bracket to case)-3/8"-16 x 3/4"	20348-S8(B-77)													
Lockwasher-3/8"	34807-S8(X-66)													
SHAFT (GEARSHIFTER)-Third and direct 11 5/16" long x 3/4" O.D.	C8TZ 7334-A		B											
WASHER	7B334													
Auxiliary output shaft reduction- 2 1/2" I.D. x 3 5/32" O.D. x 15/32" thick	C6TZ 7B334-B	A	B	C										
2 3/4" I.D. x 4 1/4" O.D. x 11/32" thick	D4HZ 7B334-B													
2 3/4" I.D. x 3 3/4" O.D. x 1/2" thick	D5HZ 7B334-A													
1 1/2" I.D. x 4 1/4" O.D. 5/16" wide	D0HZ 7B334-B		B	C										
Aux. mainshaft reduction gear 18 ext. teeth, 2 25/32" I.D. x 3 7/8" O.D. x 7/16" wide	C6TZ 7B334-C	A												
Reduction gear, rear-5 3/16" O.D. x 2 33/64" I.D.	E1HZ 7B334-B	A												
CLUTCH (AUXILIARY SLIDING)	7B338													
18 ext. 18 int. teeth-2 3/4" I.D. x 7 13/16" O.D.	D4HZ 7B338-B													
#20323	E7HZ 7B338-A	A	B	C										
GEAR (MAINSHAFT THIRD SPEED)	7B340													
Mainshaft third, 58 ext.-18 int. teeth	E2HZ 7B340-B		B	C										
46 ext 18 int teeth	E1HZ 7B340-C	A												
GEAR (MAINSHAFT SLIDING CLUTCH)-	7B341													
18 ext., 17 int. teeth	D4HZ 7B341-A		3	3										
GASKET (CASE REAR PLATE)	7B343													
19" long x 13" wide x 1/64" wide	C6TZ 7B343-B	A	B	C										
Intermediate case	C8TZ 7B343-A	A												
LINK (REMOTE SHIFT PIVOT)	7D354													
	E7HZ 7D354-A	A												
SHAFT	7358													
Low and reverse, use on FOHT-CVA,CYA,CZA,DAA,DBA, DEA, DFA	* C8TZ 7358-F		B											
includes bushing and snap ring	D7HZ 7358-A		B	C										
Low and reverse-9 27/32" long x 3/4" dia., use on, FOHT-DLA,DMA	D0HZ 7358-A		B											
Auxiliary-9 1/8" long x 1" dia.	D1HZ 7358-A		B	C										
Low and reverse-#16132	D5HZ 7358-C			C										
Aux. #18507, 6 27/32" long, 3/4" dia.	D8HZ 7358-A	A												
Second and third	C8TZ 7358-B	A												
Fourth and fifth	C8TZ 7358-C	A												
PIN (CASE DOWEL)-1 7/16" long x 3/4" O.D.	C6TZ 7B362-A	2	2	2										
NUT-auxiliary mainshaft stop-2 5/8" hex. x 2"-16	C6TZ 7B364-A	A	B	C										
BEARING (REVERSE IDLER GEAR)	7B369													
#EJS 7255 1 1/4" I.D. x 1 7/8" O.D.	C6TZ 7B369-A		2	2										
#WWJ 162116-1" I.D. x 1 5/16" O.D. x 1" wide	C8TZ 7B369-A	2												
VALVE (OIL PUMP RELIEF)	7C388													
	E8HZ 7C388-A													
KIT (BASIC OVERHAUL)	7C391													
K1048, use with 9513 trans. pull type clutch, 1 3/4" input shaft	E4HZ 7C391-C													

1990/
TRUCK SERIES 600/900

DESCRIPTION/RESTRICTIONS	PART NUMBER	TRANSMISSION PARTS LISTS 13A THRU 13M												
		A	B	C	D	E	F	G	H	J	K	L	M	
KIT (BASIC OVERHAUL)	7C391													
K1050, use with 9513 trans. pull type clutch, 2" input shaft	E4HZ 7C391-D													
K1058, use with 12513 trans. pull type clutch, 2" input shaft	E4HZ 7C391-E													
KIT (BASIC REBUILD)	7C391													
K1856, use with 9513 trans.	E4HZ 7C391-H													
"O" RING	7B411													
Shift cylinder seal- 63/64" I.D. x 1 1/8" O.D. x 9/64" thick	C6TZ 7B411-A	A	B	C										
Cylinder housing-1 25/64" O.D. x 1 7/64" I.D.	C6TZ 7B411-B	A												
Shift cyl. seal, 1 11/64" I.D. x 9/64" thick	E6HZ 7B411-A		B	C										
STUD (BRAKE SUPPORT-REAR)	7B420													
5/8 x 2 9/16	C1TT 7B420-D													
5/8 x 2 1/16	374423-S7-8(WW-66)													
COLLAR (SEALING)	7K449													
3/8 I.D.	E1HZ 7K449-A	A	B	C										
SPACER (REVERSE IDLER GEAR SHAFT)	7482													
11/16" I.D. x 1 1/2" O.D. x 7/32" thick x 1/64" thick	C6TZ 7482-A		2	2										
WASHER (REVERSE IDLER) 2 3/4" O.D. x 1 1/8" I.D. x 17/32" wide	D0HZ 7482-A		2	2										
5/8" I.D. x 1 49/64" O.D. x 3/16" thick	D4HZ 7482-A	2												
2 1/4" I.D. x 3 11/32" O.D. x 11/16" wide-6 holes	D4HZ 7482-B	A												
HOUSING (CLUTCH)	7505													
#15390, use on FOHT-DAA,DBA,DDA,DCA	D5HZ 7505-A		B	C										
#15410, use on FOHT-CVA,CYA,CZA,DKA, DJA,DLA,DMA	D4HZ 7505-F		B	C										
Use on FOHT-DNA,DRA,DSA	D8HZ 7505-G			C										
Use on FOHT-DEA,DFA,DGA,DHA	D6HZ 7505-A		B	C										
Use with E8HT-CEA	C9TZ 7505-A	A												
	C8TZ 7505-C													
Use with E8HT-CCA,CDA,DBA,DCA, E7HT-CVA	E1HZ 7505-C	A												
PIN (AIR VALVE ACTUATING)	7A507													
#19571	E4HZ 7A507-B	A												
#19459	E4HZ 7A507-A		B	C										
BUSHING	7508													
Clutch housing pedal shaft x 1" long x 1 1/8"	C6TZ 7508-A	AR												
Clutch pedal shaft-1 5/8" long x 1 1/8" O.D. x 1" I.D.	C6TZ 7508-B													
CYLINDER (SPLITTER GEAR SHIFT)- 3 1/2" long x 3 5/8" bolt circle	D2HZ 7A508-A													
	E6HZ 7A508-B		B	C										
Fitting (Clutch Rel. Bearing) Lube	D8HZ 7B512-A		AR	AR										
COVER (CLUTCH HOUSING)	7564													
6 3/4" long-4 3/4" wide, FOHT-DAA,DBA,DEA,DFA, DGA,DDA,DCA,DHA	C6TZ 7564-A		B	C										
6 3/4" long x 4 3/4" wide, use with E8HT-CCA,CDA, DBA,DCA, E7HT-CVA, FOHT-CVA,CYA,CZA,DNA,DRA, DSA,DKA,DJA,DLA,DMA	D0HZ 7564-A	A	B	C										
Use with E8HT-CEA	C8TZ 7564-A	A												
GASKET (CLUTCH HOUSING TO CASE)	7A619													
	C6TZ 7A619-B	A	B	C										
	C8TZ 7A619-A													
SNAP RING (AUXILIARY REDUCTION GEAR)- 3 23/32" I.D. x 4 1/8" O.D. x 3/32" wide	C6TZ 7A628-A	A	B	C										

NOTICE: When the parts list suffix is shown in the quantity required column, the quantity is one (1).

DESCRIPTION/RESTRICTIONS	PART NUMBER	TRANSMISSION PARTS LISTS 13A THRU 13M												
		A	B	C	D	E	F	G	H	J	K	L	M	
TROUGH OIL	7716													
	E6HZ 7716-A		B	C										
WASHER (Reverse idler gear thrust)- 2 11/32" O.D. x 1 1/8" x 13/64" thick	C6TZ 7728-A		2	2										
LEVER (OUTER REMOTE SHIFT)	7811													
	E7HZ 7811-B	A												
SEAL (AUXILIARY REAR BEARING COVER OIL)-4 1/2" O.D. x 3 3/4" I.D. x 15/32" wide	C6TZ 7918-A													
	E4HZ 7918-B													
#20807	E7HZ 7918-A	A	B	C										
TROUGH (OIL DEFLECTOR)	7961													
#17504	D8HZ 7961-A	A												
Bolt-hex. head-1/4-20 x 7/8	370519-S(BB-125)	A												
BUSHING (SPEEDOMETER)	B8QH 17323-A	A	B	C										
Nut rev. idler shaft, 5/8-18	371530-S7(MM 161-A)	2	2	2										
Cap screw-c/shrt frt brg, 5/8-18 x 1.75	377850-S(BB 273-A)	2	2	2										
Cap screw-range slave valve, 1/4-20 x 1.10	304680-S36M(BB429-K)	4	4	4										
Cap screw-shift bar hsq, 3/8-16 x 1 1/2	58636-S2(B85-D)	11	11	11										
Cap screw-frt brg cvr, shift bar hsg, 3/8-16 x 1 1/4	58635-S2(B82-A)	24	24	24										
Cap screw-aux. dr gr brg ret, 3/8-16 x 7/8	42998-S8(B252-A)	6	6	6										
Cap screw-case rr hsg, 3/8-16 x 2	58638-S2(B89-A)	2	2	2										
Plug-filler, 1 1/4 pipe,	374501-S(PP52-F)	A	B	C										

W. 17
1700

1700

)

1700

1700

1700

1700

1700

)

)

FULLER 15 SPEED
TRANSMISSION

1990/
TRUCK SERIES 600/900

DESCRIPTION/RESTRICTIONS	PART NUMBER	TRANSMISSION PARTS LISTS 15A THRU 15M												
		A	B	C	D	E	F	G	H	J	K	L	M	
PLUG (AIR SHIFT CYLINDER)	7A002													
Aux. air shift cyl. (7306)	D3HZ 7A002-A		B	C	D	E								
CASE ASSY. (INCL. MAGNETIC CHIP COLLECTORS)	7005													
	D4HZ 7005-J													
	E8HZ 7005-B													
	E9HZ 7005-A	A	B		D									
	E9HZ 7005-B			C		E								
IMPELLER ASSY. (OIL PUMP)	7C010													
	E8HZ 7C010-A			C		E								
Ring Crescent	370065-S7(QQ-37)			C		E								
ELEMENT (OIL FILTER)-1" I.D. x 2 1/2" O.D. x 2 1/16" long	C1TT 7C012-A													
COVER (OIL FILTER)-(6) 13/32" bolt holes-6 1/4" x 4 7/8" x 2" height	C1TT 7C013-H													
Bolt (cover to case)-hex. head-3/8"-16 x 1"	20388-S(B-80)													
Lockwasher-3/8"	34807-S8(X-66)													
PLATE (OIL FILTER RETAINER)-(6) 13/32" bolt holes-6 1/4" x 4 7/8" x 1/16" thick	* C1TT 7C014-A (N/R 3/83)													
SHAFT (INPUT)	7017													
18 teeth-10 spline x 11 15/16" long	D4HZ 7017-E													
	E6HZ 7017-C	A	B	C	D	E								
RETAINER (OIL PUMP)	7N018													
	E8HZ 7N018-A			C		E								
BEARING	7025													
Input shaft-#15117-1 3/16" I.D. x 13/16" wide	C6TZ 7025-A	A	B	C	D	E								
Countershaft-front-#211SL-2 5/32" I.D. x 3 15/16" O.D. X 53 64" wide	TGAA 7025-A													
Countershaft front	E2HZ 7025-A	2												
Countershaft front, incl snap ring-race	E2HZ 7025-B		2	2	2	2								
GASKET (REDUCTION PISTON)	7D026													
	E9HZ 7D026-A	A	B	C	D	E								
SNAP RING	7030													
Countershaft rear bearing-1 7/16"	C6TZ 7030-A	2	2	2	2	2								
Aux. countershaft rear-1 37/64" I.D. x 1/8" wide	C8TZ 7030-B													
Drive gear bearing, 2 11/64 free I.D.	E4HZ 7030-A	A	B	C	D	E								
WASHER	7033													
Aux. mainshaft thrust	E9HZ 7033-A	A	B	C	D	E								
VENT ASSY. (CASE AIR VALVE)	7034													
1/8" pipe thread x 1" long	D1TZ 7034-A													
2" long x 1 5/8" O.D. x 1/4" pipe thread	C7TZ 7034-A	A	B	C	D	E								
COVER AUXILIARY SHIFT CYLINDER)-(4) 13/32" holes-4 1/4" x 4 1/4" x 1 1/4" thick	C6TZ 7C035-A													
Range cylinder	E2HZ 7C035-A													
Incl. valve	E9HZ 7C035-A	A	B	C	D	E								
PLATE and PIN ASSY.	7A044													
Reduction synchronizer-7" O.D.-incl. (3) pins	C6TZ 7A044-A													
6 1/2" O.D. incl. (3) pins	D6HZ 7A044-A	A	B	C	D	E								
	E7HZ 7A044-A	A	B	C	D	E								
NUT (INPUT SHAFT BEARING RETAINER)-3 1/4" O.D. x 2 1/8"-16 internal threads	C1TT 7045-A													
RETAINER (INPUT SHAFT BEARING)	7050													
2 1/16" I.D. x 6 9/16" O.D. 1 1/32" wide	D4HZ 7050-A													
	E4HZ 7050-D	A	B	C	D	E								
GASKET (COUNTER SHAFT FRONT BEARING COVER)	7051													
(6) 13/32" holes-4 21/32" I.D. x 6 1/2" O.D. x 1/64" thick	C6TZ 7051-F	A	B	C	D	E								

1990/
TRUCK SERIES 600/900

FULLER 15 SPEED
TRANSMISSION

DESCRIPTION/RESTRICTIONS	PART NUMBER	TRANSMISSION PARTS LISTS 15A THRU 15M												
		A	B	C	D	E	F	G	H	J	K	L	M	
SPACER (INPUT SHAFT)	7A059													
2 3/8" I.D. x 2 7/8" O.D. x 5/32" thick	D4HZ 7A059-A	A	B	C	D	E								
2 1/32" I.D. x 3" O.D. x 3/16" thick	D4HZ 7A059-B		B	C	D	E								
CLUTCH (AUXILIARY MAINSHAFT SLIDING)	7A060													
20 ext. 18 int. teeth	E1HZ 7A060-B													
4 1/8" O.D. x 1 1/2" wide, 20 ext.-18 int. teeth	D4HZ 7A060-A													
Aux. mainshaft	E9HZ 7A060-A	A	B	C	D	E								
SHAFT	7061													
Main, 17 splines-13 31/32" long	D4HZ 7061-F													
Aux. #4389	E1HZ 7061-B													
Aux. mainshaft	E2HZ 7061-F													
Aux. mainshaft	E2HZ 7061-E													
Aux. mainshaft	E9HZ 7061-A		B	C	D	E								
Aux. mainshaft	E8HZ 7061-A	A												
Mainshaft	E9HZ 7061-B	A	B	C	D	E								
SPACER	7063													
Aux. mainshaft	E9HZ 7063-A		B	C	D	E								
SNAP RING	7064													
1 13/16" I.D. x 2 3/16" O.D. x 3/32" thick	D0HZ 7064-H													
Aux. countershaft-rear														
Mainshaft front quill-7/8" O.D. x 11/16" I.D. x 3/32" thick	C6TZ 7064-B													
2 3/4" I.D. x 1/16" thick	D5HZ 7064-A													
3 1/16" O.D. x 3/32" thick	C6TZ 7064-E	6	6	6	6	6								
Input shaft														
2 3/32" I.D. x 2 7/16" O.D. x 3/32" thick	D4HZ 7064-F	2	2	2	2	2								
3 9/32" I.D. x 3 29/32" O.D. x 1/8" thick	D4HZ 7064-E	A	B	C	D	E								
BEARING	7065													
Range shift #204	C9TZ 7065-A													
Rear-#5310	E1HZ 7065-A													
Auxiliary drive gear-#118L	C6TZ 7065-F													
Aux. countershaft rear, #5310-G-1	E2HZ 7065-B													
Aux. countershaft rear, #1310-L	B7QH 7065-A													
Aux. drive gear-#118	E9HZ 7065-A	A	B	C	D	E								
WASHER	7069													
17 teeth-2 27/32" O.D. x 1/4" wide #18701	D8HZ 7069-A	5	5	5	5	5								
SPACER (SPEEDO-GEAR REPLACEMENT)	7072													
3 3/8" O.D. x 2 3/4" I.D. x 15/16" wide	E1HZ 7072-A													
GEAR	7A079													
Aux. drive-30-18-17 teeth #17214	D4HZ 7A079-A													
#19275	E2HZ 7A079-A													
#21321	E9HZ 7A079-A	A	B	C	D	E								
KIT, SHIM (COUNTERSHAFT REAR BEARING)	7K084													
	E9HZ 7K084-A	AR	AR	AR	AR	AR								
RETAINER ASSY.	7085													
Auxiliary drive gear bearing-	D4HZ 7085-B	A	B	C	D	E								
5/16" I.D. x 8" O.D. x 9/32" wide														
2 1/8" wide-(6) 13/32" holes	D4HZ 7085-A													
Rear brg. cover	C6TZ 7085-B													
	E2HZ 7085-A													
	E6HZ 7085-C													
	E8HZ 7085-E	A												
	E9HZ 7085-A		B	C	D	E								
GASKET (AUXILIARY REAR BEARING COVER and SPEEDOMETER)	7086													
(10) 13/32" holes-4 9/16" I.D. x 6 1/4" O.D. x 1/32" thick	C8TZ 7086-C													
	E9HZ 7086-A	A	B	C	D	E								

NOTICE: When the parts list suffix is shown in the quantity required column, the quantity is one (1).

DESCRIPTION/RESTRICTIONS	PART NUMBER	TRANSMISSION PARTS LISTS 15A THRU 15M												
		A	B	C	D	E	F	G	H	J	K	L	M	
FLANGE (OUTPUT SHAFT)- refer to group in Section 71 for Size chart Note: ∅Industry number	7089													
Incl. slinger	E8HZ 7089-G	A												
	E9HZ 7089-C		B	C	D	E								
GEAR	7100													
46 external-18 internal teeth- 7 29/32" dia. 1 5/32" wide	D4HZ 7100-E													
Mainshaft 1st, 66 ext.-18 int. teeth	E2HZ 7100-F	A	B	C	D	E								
GEAR	7101													
42 external-18 internal teeth- 8 13/16" dia. x 2" wide	D4HZ 7101-E													
Aux. output shaft reduction-48 ext. 20 int. teeth	E1HZ 7101-B													
Mainshaft aux. reduction, 44 ext.-18 int. teeth	E2HZ 7101-G													
Mainshaft aux. reduction, 42 ext.-18 int. teeth	E2HZ 7101-H													
Mainshaft aux. reduction, 46 ext.-20 int. teeth	E2HZ 7101-D													
Aux. reduction	E9HZ 7101-A	A	B	C	D	E								
GEAR	7102													
34 external-18 internal teeth- 7 11/32" dia. x 1 5/32" wide	D4HZ 7102-B													
Mainshaft 2nd, 58 ext.-18 int. teeth	E2HZ 7102-A	A	B	C	D	E								
SHAFT (AIR VALVE ACTUATING)-5 1/2" long	E9HZ 7B104-A	A	B	C	D	E								
Valve (air shift cylinder 7306)	D3HZ 7B104-A	A	B	C	D	E								
COUNTERSHAFT	7111													
#A-4560	D8HZ 7111-B													
#A-4716	E2HZ 7111-A	2	2	2	2	2								
#A-5158, Aux.	E9HZ 7111-A	2	2	2	2	2								
GEAR COUNTERSHAFT	7112													
Countershaft 4th, 61 ext. teeth	E2HZ 7112-B	2	2	2										
AUXILIARY COUNTERSHAFT	7113													
#A-4819	E2HZ 7113-L													
#A-4820	E2HZ 7113-R													
SPACER	7115													
Countershaft front bearing 2 3/16" I.D. x 2 25/32" O.D.	D4HZ 7115-B													
Countershaft front	E2HZ 7115-A	2	2	2	2	2								
Aux. output shaft, 20 teeth	D6HZ 7115-B													
Aux. countershaft	E9HZ 7115-A	2	2	2	2	2								
RETAINER	7F115													
#21320, aux. drive gear	E9HZ 7F115-A	A	B	C	D	E								
WASHER	7117													
Aux. mainshaft	E9HZ 7117-A	A	B	C	D	E								
BEARING	7118													
#33755-2 3/4" I.D. x 4 7/16" O.D. x 3" wide	D4HZ 7118-B													
Aux. countershaft-front-#MA11307EL or MR1307EL-1 3/8" I.D. x 3 9/64" O.D. x 13/16" wide	C1TZ 7118-A													
Aux. mainshaft rear #A2689-A	C6TZ 7118-B													
Aux. countershaft	E9HZ 7118-A	4	4	4	4	4								
Aux. mainshaft	E8HZ 7118-A	A												
Aux. mainshaft	E9HZ 7118-B		B	C	D	E								
BUSHING (OUTPUT SHAFT PILOT)	7120													
1 11/32" I.D. x 1 39/64" O.D. x 3/4" long	D0HZ 7120-C	A	B	C	D	E								
SYNCHRONIZER KIT	7124													
Consists of: 7A044 (2), 7B294 (3)	D9HZ 7124-B													

1990/
TRUCK SERIES 600/900

DESCRIPTION/RESTRICTIONS	PART NUMBER	TRANSMISSION PARTS LISTS 15A THRU 15M												
		A	B	C	D	E	F	G	H	J	K	L	M	
BEARING (COUNTERSHAFT)	7127													
Rear-#MRY1308GEL-1 9/16" I.D. X 3 17/32" O.D. x 29/32" wide	C6TZ 7127-A	2	2	2	2	2								
RETAINER (COUNTERSHAFT BEARING)	7135													
#19065	D8HZ 7135-A													
#19548, incl. roll pin	E2HZ 7135-B		2	2	2	2								
#19668, incl. roll pin	E2HZ 7135-A	2												
GEAR (COUNTERSHAFT SECOND SPEED)	7137													
23 teeth-2 1/2" I.D. x 5 7/32" O.D. x 1 31/32" wide	D4HZ 7137-E													
Gear countershaft overdrive, 40 ext. teeth	E1HZ 7137-B													
Countershaft 2nd, 39 ext. teeth	E2HZ 7137-E	2	2	2	2	2								
Countershaft O/D, 69 ext. teeth	E2HZ 7137-J				2	2								
SHAFT (REVERSE IDLE GEAR)-4 11/16" long	D0HZ 7140-A	2	2	2	2	2								
GEAR (REVERSE IDLER)	7142													
46 external-18 internal teeth- 7 7/16" dia. x 1 5/32" wide	D4HZ 7142-C	A	B	C	D	E								
29 teeth 1 7/8" I.D. x 4 27/32" O.D. x 1 1/4" wide	D4HZ 7142-D	2	2	2	2	2								
GEAR	7144													
47 teeth-L.H. P.T.O.	D4HZ 7144-E	A	B	C	D	E								
45 teeth-R.H. P.T.O.	D4HZ 7144-D	A	B	C	D	E								
33 helical teeth-2 1/2" I.D. x 5 25/32" O.D. x 1 7/8" wide, countershaft 3rd	D4HZ 7144-F													
Countershaft 4th, 47 ext. teeth	E2HZ 7144-C	2	2	2	2	2								
TUBE (OIL PUMP)	7N148													
	E8HZ 7N148-A			C		E								
HOUSING (OIL PUMP)	7B150													
	E8HZ 7B150-A			C		E								
Plug expansion, 3/4"	389187-S(PP-86-H)			C		E								
Pin roll	305080-S(NN-113)			C		E								
GASKET SET	7153													
	D4HZ 7153-C													
	C6TZ 7153-A													
	E8HZ 7153-A	A	B	C	D	E								
LOCK (REVERSE IDLER BEARING)	D0HZ 7155-A													
#19288	E2HZ 7155-A													
GEAR	7158													
32 external-18 internal teeth-5 27/32" O.D.	E1HZ 7158-A													
Mainshaft 3rd, 54 ext. 18 int. teeth	E2HZ 7158-G	A	B	C	D	E								
Input drive, #19642, 54 ext. 18 int. teeth	E2HZ 7158-M													
Input drive, #19630 48 ext. 18 int. teeth	E2HZ 7158-F	A	B	C										
Input drive, #22025	E9HZ 7158-A				D	E								
COVER (POWER TAKE-OFF)	7165													
(8) 15/32" holes-9 5/8" x 7 3/8"	D1HZ 7165-A	A	B	C	D	E								
(6) 13/32" holes 6 1/4" x 4 7/8"	C6TZ 7165-B	A	B	C	D	E								
Bolt (cover to case)-3/8"-16 x 5/8"	20328-S8(B-76)	6	6	6	6	6								
Lockwasher-3/8"	34808-S8(X-66)	6	6	6	6	6								
Lockwasher-external teeth-3/8"	351487-S(XX-291)	6	6	6	6	6								
GASKET	7166													
Oil filter housing-(6) 13/32" holes-6 1/4" x 4 7/8" x 1/16" thick	E7HZ 7166-A	A	B	C	D	E								
Power take-off cover-9 1/4" x 7" x 1/32" thick	D1HZ 7166-A	A	B	C	D	E								
PLUG (OIL PUMP TO CASE)	7N171													
	E8HZ 7N171-A			C		E								
SPACER	7173													
Mainshaft gear-20 external teeth 4 1/8" O.D. 5/16" thick	E1HZ 7173-AJ													
2 29/32" dia. x 9/32" thick	C6TZ 7173-J	5	5	5	4	4								

NOTICE: When the parts list suffix is shown in the quantity required column, the quantity is one (1).

DESCRIPTION/RESTRICTIONS	PART NUMBER	TRANSMISSION PARTS LISTS 15A THRU 15M												
		A	B	C	D	E	F	G	H	J	K	L	M	
SPACER		7173 — Cont'd												
Output shaft first, third and reverse- 15 internal teeth-2 5/8" dia. x .249" thick	C6TZ 7173-B													
.254" thick	C6TZ 7173-C													
.259" thick	C6TZ 7173-D													
Output shaft second and fifth-15 internal teeth- 2 5/8" dia. x .264" thick	C6TZ 7173-E													
.269" thick	C6TZ 7173-F													
.274" thick	C6TZ 7173-G													
Aux. mainshaft	E8HZ 7173-A	A												
Mainshaft	E9HZ 7173-B				D	E								
Aux. mainshaft	E9HZ 7173-A		B	C	D	E								
HOSE		7B175												
1/8"-27 threaded ends x 20" long	C1TT 7B175-F													
17" long	C9TZ 7B175-A													
30" long	D2TZ 7B175-D													
32" long	D0HZ 7B175-B													
15" long	D4HZ 7B175-B													
27" long	C6TZ 7B175-A													
28" long	D4HZ 7B175-A													
34"	E2HZ 7B175-A	2	2	2	2	E								
36"	E9HZ 7B175-A	A	B	C	D	E								
GEAR (AUXILIARY COUNTERSHAFT DRIVE)		7177												
Countershaft drive fourth speed-36 teeth 6 15/32" O.D.	E1HZ 7177-B													
A-4335	E1HZ 7177-C													
Output shaft coupler	D5HZ 7177-B													
Countershaft drive, 61 ext. teeth	E2HZ 7177-E				2	2								
Countershaft drive, 69 ext. teeth	E2HZ 7177-F	2	2	2										
GASKET		7181												
Aux. countershaft rear bearing	E1HZ 7181-A													
Aux. countershaft rear bearing	D4HZ 7181-B													
Aux. countershaft rear bearing	E9HZ 7181-A	2	2	2	2	2								
GASKET (LEVER HOUSING TO GEARSHIFT HOUSING)-(4) 7/16" bolt holes-6 5/8" x 5 3/8" x 1/64" thick Housing adapter to case	C1TT 7185-A													
	E2HZ 7185-A	A	B	C	D	E								
CAP		7195												
Aux. countershaft rear bearing	D0HZ 7195-C													
Aux. countershaft rear bearing	E1HZ 7195-A													
Aux. countershaft rear bearing	E9HZ 7195-A	2	2	2	2	2								
NUT LOCK		7198												
Aux. mainshaft, 1-14 UNS3B thd	E9HZ 7198-A	A	B	C	D	E								
STUD (TRANSMISSION CLUTCH HOUSING)		7C207												
5/8"-11, 5/8"-18 thd. 2 7/16 long	D0HZ 7C207-B	6	6	6	6	6								
SPRING		7219												
Aux. air valve actuating plunger-10 1/2 coils- 5/8" O.D. x 1 11/16" free length	B8QH 7219-A	A	B	C	D	E								
Reverse stop plunger														
Low and reverse-1/2" O.D. x 1 15/32" free length	C8TZ 7219-C	A	B	C	D	E								
second and third position finder		2	2	2	2	2								
Range valve-1 1/4 free length	E1HZ 7219-A													
Ball-1/2" steel	353079-S(AA-15)	3	3	3	3	3								
Range slave shaft-1 25/64 free length	E7HZ 7219-A	A	B	C	D	E								

1990/
TRUCK SERIES 600/900

DESCRIPTION/RESTRICTIONS	PART NUMBER	TRANSMISSION PARTS LISTS 15A THRU 15M												
		A	B	C	D	E	F	G	H	J	K	L	M	
KEY	7B220													
Mainshaft gear-1/8" dia. x 10 13/16" long	D2HZ 7B220-A													
3/8" x 3/8" x 7 9/16" long	D4HZ 7B220-B													
Aux. outlet shaft-5/16" square-2 13/32" wide	C6TZ 7B220-D													
Countershaft-3/8 sq. 7 1/2 long	E2HZ 7B220-D													
Countershaft-3/8 sq. x 5 11/64" long #19673	E2HZ 7B220-B	2	2	2	2	2								
Mainshaft	E9HZ 7B220-A	A	B	C	D	E								
Oil pump	E8HZ 7B220-A			2		2								
Pin roll-3/16 O.D. x 3/4" long	67557-S (N101-E)	2	2	2	2	2								
BALL KIT (SHIFTER SHAFTS SPRING)-Not repl.	★ C1TZ 7C220-A	2	2	2	2	2								
HOUSING (GEARSHIFT)	7222													
Use with E8HT-BKA,BUA,BVA,BZA,CAA, E9HT-ALA,AMA	D5HZ 7222-A	A	B	C	D	E								
Use with E8HT-BJA,BSA,BTA, E9HT-TA,AGA,SA, AHA,AJA	E3HZ 7222-A	A	B		D	E								
GASKET (GEARSHIFT HOUSING)	7223													
(14) 13/32" holes-16 1/2" x 11 1/2" x .010" thick	C6TZ 7223-A	A	B	C	D	E								
COVER (GEARSHIFT SPRING)	D7HZ 7B227-A													
GASKET	7B228													
Aux. shift cylinder-(4) 13/32" holes- 4" I.D. x 4 3/4" O.D. x 1/64" thick	C6TZ 7B228-A													
Splitter gearshift, 3 1/2" O.D. x 3 1/16" O.D.	C6TZ 7B228-C													
aux. shift cylinder, 3 3/4" x 3 1/16" I.D.	C6TZ 7B228-B													
Splitter gearshift cyl. cover	D2HZ 7B228-A													
Aux. shift cylinder cover	E9HZ 7B228-A	A	B	C	D	E								
Aux. shift cylinder to case	E9HZ 7B228-B	A	B	C	D	E								
FORK (GEARSHIFT)	7230													
Fourth and fifth speed shift-2 1/16" wide x 3/4" dia. bushing hole	C6TZ 7230-B	A	B	C	D	E								
Third and direct, use with E8HT-BKA,BUA,BVA,BZA,CAA, E9HT-ALA,AMA	C6TZ 7230-A	A	B	C	D	E								
Second and third First and second, use with E8HT-BKA,BUA,BVA,BZA,CAA, E9HT-ALA,AMA	D4HZ 7230-E	A	B	C	D	E								
First and second	D4HZ 7230-F	A	B	C	D	E								
Third and direct	D0HZ 7230-C	A	B		D	E								
Gate-first and second, use with E8HT-BJA,BSA,BTA, E9HT-TA,AGA,AHA,AJA,SA	371073-S(BB-539)	2	2	2	2	2								
Screw (fork to shaft)-drilled hex. head-pointed- 7/16"-20 x 1 5/32" overall length														
FORK (GEARSHIFTER)	7231/7232													
Aux. shift-1" dia. shaft hole x 7 5/32" span- also refer to group 7B283-	D1HZ 7231-A													
Auxiliary range shift	E1HZ 7231-A													
Low and reverse, use with E8HT-BKA,BUA,BVA,BZA, CAA, E9HT-ALA,AMA	D5HZ 7231-A	A	B	C	D	E								
Low and reverse, use with E8HT-BJA,BSA,BTA, E9HT-TA,AGA,AHA,AJA,SA	D4HZ 7231-E	A	B		D	E								
Screw (fork to shaft)-hex. drilled head- pointed-7/16"-20 x 1 5/32" overall length	371073-S(BB-539)	3	3	3	3	3								
Third and direct, use with E8HT-BKA,BUA,BVA,BZA, CAA, E9HT-ALA,AMA	D5HZ 7232-A	A	B	C	D	E								
Third and direct-gate, use with E8HT-BJA,BSA,BTA, E9HT-TA,AGA,AHA,AJA,SA	C8TZ 7232-C	A	B		D	E								
Screw (shifter shaft gate)-hex. head drilled- pointed-7/16"-20 x 1 5/32" overall length	371073-S(BB-539)	A	B	C	D	E								

NOTICE: When the parts list suffix is shown in the quantity required column, the quantity is one (1).

DESCRIPTION/RESTRICTIONS	PART NUMBER	TRANSMISSION PARTS LISTS 15A THRU 15M												
		A	B	C	D	E	F	G	H	J	K	L	M	
GEAR	7L231													
Mainshaft aux. reduction, 48 ext. 20 int. teeth	E2HZ 7L231-A													
Mainshaft aux. reduction	E9HZ 7L231-A	A	B	C	D	E								
PISTON (AUXILIARY SHIFT)	7233													
(2) holes-12-24 thread-3" dia. x 5/8" wide	C6TZ 7233-A	A	B	C	D	E								
Piston, reduction	E9HZ 7233-A	A	B	C	D	E								
PIN (GEARSHIFT ROD INTERLOCK)- 7/32" O.D. x 11/16" long	B8QH 7235-A	A	B	C	D	E								
BAR (AUXILIARY SHIFT YOKE)-	7241													
First and second, use with E8HT-BKA,BUA,BVA,BZA, CAA, E9HT-ALA,AMA	D5HZ 7241-B	A	B	C	D	E								
1" O.D. x 10 3/4" long, 5/8-thread-aux.	E1HZ 7241-A													
10 57/64 long 1" dia.	E2HZ 7241-A													
First and second, use with E8HT-BLA,BSA,BTA, E9HT-TA,AGA,AHA,AJA	C8TZ 7241-E	A	B		D	E								
Deep reduction bar	E6HZ 7241-B													
PLUG (REVERSE STOP PLUNGER SPRING)- slotted-3/4"-16 x 5/16" hole	B8QH 7245-A	A	B	C	D	E								
PLUNGER (SHIFTER SHAFT GATE)	7247													
Reverse gear-1 19/32" long	B8QH 7247-A	A	B	C	D	E								
FILTER (TRANSMISSION AIR)	7B265													
#A-4740	E1HZ 7B265-A		B	C										
#A-5161	E9HZ 7B265-A	A	B	C	D	E								
Plug 1/8" pipe	87708-S(P-14)	A	B	C	D	E								
WASHER (OIL PUMP)	7K267													
Capscrew seal	E8HZ 7K267-A				3	3								
Capscrew, 1/4-20 x 1 1/2	382909-S100(UU-13-EA)				3	3								
SPRING (OIL PUMP RELIEF)	7A270													
	E8HZ 7A270-A			C		E								
REGULATOR (AIR PRESSURE)	D0HZ 7B274-B													
Fitting (air pressure regulator)-reducer bushing-1/8"-27 and 1/4"-18	353107-S(II-46)													
Nipple-3/8"-18 threads-2" long	371094-S(II-191G)													
elbow-1/8"-90°	★ 379827-S													
YOKE (TRANS. SHIFT)	7B283													
6 31/32 long x 3 1/2" span-N/R 2/80	★ D1HZ 7B283-A													
#A-5159, range shift	E9HZ 7B283-A	A	B	C	D	E								
CYLINDER (AUXILIARY AIR SHIFT)-	7B284													
Auxiliary air shift-6 3/16" long x 1" dia. hole-	D1HZ 7B284-A													
Range-reduction shift	E9HZ 7B284-A	A	B	C	D	E								
Pin (clevis)-1/2" x 1 3/4"	73995-S7(N-32)		B	C	D	E								
Cotter pin-1/8" x 1	72035-S7-8(N-51)		B	C	D	E								
Elbow-1/8"-90°	★ 379827-S	2	2	2	2	2								
MAINSHAFT ASSY.	7R286													
#A-5156, auxiliary	E9HZ 7R286-A	A	B	C	D	E								
Pin	71553-S	2	2	2	2	2								
"O" RING (AUXILIARY SHIFT)	7288													
Piston (large rubber)-2 17/32" I.D. x 3" O.D. x 7/32" wide	C6TZ 7288-A	A	B	C	D	E								
1 1/2" O.D. x 1 1/4" I.D.	C6TZ 7288-D													
Small (rubber)-47/64" I.D. x 15/16" O.D. x 7/64" thick	C6TZ 7288-B	A	B	C	D	E								
Aux. drive gear, 3 3/32 I.D. x 3 1/2 O.D.	D4HZ 7288-A													
Speedo opng.-11/16 I.D. x 7/64 thick	E7HZ 7288-A	A	B	2	D	E								
Reduction cyl., 1 27/64" I.D. x 9/64" thick	E6HZ 7288-B													
Slave valve, .203/.213, free I.D.	E9HZ 7288-A	2	2	2	2	2								
Reduction Piston, 1.36/1.35 free I.D.	E9HZ 7288-B	A	B	C	D	E								
Air range valve	E8HZ 7288-A	A	B	C	D	E								

1990/
TRUCK SERIES 600/900

DESCRIPTION/RESTRICTIONS	PART NUMBER	TRANSMISSION PARTS LISTS 15A THRU 15M												
		A	B	C	D	E	F	G	H	J	K	L	M	
MAGNET	7E290													
Disc magnetic	E0TZ 7E290-A	3	3	3	3	3								
VALVE ASSY. (CONTROL SLAVE-ON TRANS.)	D0HZ 7D292-A													
#19470	E1HZ 7D292-A	A	B	C	D	E								
Plug-headless socket pipe-1/8"-27	87708-S(P-14)	A	B	C	D	E								
Plug-expansion-7/8"	74115-S(P-4)													
Elbow-1/8"-90°	★ 379827-S	2	B	2	2	2								
SPRING (DIRECT SYNCHRONIZER PLATE)- 22 coils-9/32" dia. x 1 37/64" free length	C6TZ 7B294-A	3	3	3	3	3								
KIT (RANGE CYLINDER "O" RING)	7305													
K1447-use with 915, 12515 trans.	E4HZ 7305-A													
COVER ASSY. (AIR SHIFT CYLINDER)	7306													
SLEEVE (ADAPTER PLATE ALIGNMENT)- 3/4" large dia. x 1/2" shank dia. x 11/32" dia. other end x 5/16" hole one end x 7/8" long	D2HZ 7306-A													
	C6TZ 7311-A													
	E1HZ 7311-B	A	B	C	D	E								
GASKET (SLAVE VALVE ADAPTER PLATE)	7314													
(4) 9/32" holes-4" long x 1/64" thick x 1 11/16" wide	C6TZ 7314-A													
Slave valve #19481	E1HZ 7314-A	A	B	C	D	E								
Elbow-1/8"-90°	★ 379827-S		B	C	D	E								
Fitting-1/4"-18 male thread x 3/8"- 18 female thread	373354-S(II-64-D)		B	C	D	E								
COVER (OIL PUMP)	7B325													
	E8HZ 7B325-A			C		E								
GASKET (OIL PUMP)	7B326													
	E8HZ 7B326-A			C		E								
SHAFT (OIL PUMP)	7B328													
	E8HZ 7B328-A			C		E								
GEAR (OIL PUMP)	7B329													
	E8HZ 7B329-A			C		E								
Ring retaining	389384-S(QQ-36)			2		2								
KIT (AIR FILTER REPAIR)	7B331													
K1486, use with 915, 12515 trans.	E4HZ 7B331-A													
KIT (SMALL PARTS REPAIR)	7B331													
K1509, use with 12515 trans.	E4HZ 7B331-F													
K1801, use with 14615 trans.	E4HZ 7B331-M													
PLATE (TRANS REAR) #17250	E1HZ 7B332-A													
	C6TZ 7B332-B													
#21431	E9HZ 7B332-A	A	B	C	D	E								
BRACKET (AIR FILTER)	7B333													
#17107	D8HZ 7B333-A													
BAR (SHIFT YOKE)	7334													
Third and direct, use with E8HT-BJA,BSA,BTA, E9HT-TA,AGA,AHA,AJA,SA	C8TZ 7334-A	A	B		D	E								
WASHER (AUXILIARY OUTPUT SHAFT REDUCTION GEAR)	7B334													
2 49/64" I.D. x 4 3/32" O.D.	E1HZ 7B334-A													
2 1/2 I.D. x 3 5/32 O.D. x 15/32 thick	C6TZ 7B334-B													
2 1/2 I.D. x 4 1/4 O.D. x 5/16 thick	D0HZ 7B334-B													
Aux. mainshaft-flat	E8HZ 7B334-A	A												
Aux. mainshaft-flat	E9HZ 7B334-A		B	C	D	E								

NOTICE: When the parts list suffix is shown in the quantity required column, the quantity is one (1).

DESCRIPTION/RESTRICTIONS	PART NUMBER	TRANSMISSION PARTS LISTS 15A THRU 15M												
		A	B	C	D	E	F	G	H	J	K	L	M	
PLATE (AUXILIARY SLIDING CLUTCH)	7B338													
18 ext., 18 int. teeth-2 3/4" I.D. x 7 13/16" O.D. x 1 43/64" wide	D4HZ 7B338-B													
	E7HZ 7B338-A	A	B	C	D	E								
GEAR (MAINSHAFT)	7B340													
38 external-18 internal teeth- 6 9/16" dia. x 1 5/32" wide	D4HZ 7B340-B													
O/Drive 28 external-18 internal teeth-	E1HZ 7B340-B													
Mainshaft O/D., 48 ext. 18 int. teeth	E2HZ 7B340-E													
Mainshaft 4th, 54 ext. 18 int. teeth	E2HZ 7B340-C	A	B	C										
#22027	E9HZ 7B340-A				D	E								
CLUTCH-SLIDING	7B341													
18 external-17 internal teeth 3 3/16" dia. x 1 9/16" wide	D4HZ 7B341-A	3	3	3	2	2								
#22026	E9HZ 7B341-A				D	E								
GASKET (CASE REAR PLATE)	7B343													
19" long x 1/64" thick x 13" wide	C6TZ 7B343-B	A	B	C	D	E								
BAR (SHIFT FORK)	7358													
Low and reverse (N/R 5/78), use with E8HT-BJA, BSA,BTA, E9HT-TA,AGA,AHA,AJA,SA	C8TZ 7358-F	A	B		D	E								
Low and reverse, use with E8HT-BKA,BUA,BVA,BZA, CAA, E9HT-ALA,AMA	D5HZ 7358-C	A	B	C	D	E								
includes bushing and snap ring	D7HZ 7358-A													
#17244, range cylinder	E1HZ 7358-A													
#19287-Deep reduction cyl.	E2HZ 7358-A													
Aux. 9 1/8 long x 1" dia.	D1HZ 7358-A													
Reduction cyl.	E6HZ 7358-A													
PIN (CASE DOWEL)-3/4" O.D. x 1 7/16" long	C6TZ 7B362-A													
NUT	7B364													
Aux. mainshaft stop-hex. head- 2 3/4" x 2"-16	C6TZ 7B364-A	A	B	C	D	E								
BEARING (REVERSE IDLER GEAR)	7B369													
#EJS7255-1 1/4" I.D. x 1 7/8" O.D.	C6TZ 7B369-A	2	2	2	2	2								
YOKE ASSY. (REDUCTION SHIFT)	7R385													
#A-5160	E9HZ 7R385-A	A	B	C	D	E								
VALVE (OIL PUMP RELIEF)	7C388													
	E8HZ 7C388-A			C		E								
DEFLECTOR (TRANS. OIL)	7C390													
3 15/16" I.D. x 4 7/16" O.D.	E1HZ 7C390-A													
KIT (BASIC REBUILD)	7C391													
K1856, use with 915 trans.	E4HZ 7C391-H													
"O" RING (SHIFT CYLINDER SEAL)- 63/64" I.D. x 1 1/8" O.D. x 1/8" thick	C6TZ 7B411-A	A	B	C	D	2								
Cylinder housing-1 25/64" O.D. x 1 7/64" I.D.	C6TZ 7B411-B	A	B	C	D	E								
Shift cyl. seal, 1 11/64" I.D. x 9/64" thick	E6HZ 7B411-A													
ELBOW (AIR HOSE)-3/8" female thread x 1/4"-18 male thread	D2TZ 7B417-A													
NIPPLE (AIR HOSE)-1" long	CLTT 7B418-B													
COLLAR (SEALING)	7K449													
3/8 I.D.	E1HZ 7K449-A													
SPACER	7482													
Reverse idler gear shaft-11/16" I.D. x 1 1/2" O.D. x 7/32" thick x 1/64" thick	C6TZ 7482-A	2	2	2	2	2								

1990/
TRUCK SERIES 600/900

DESCRIPTION/RESTRICTIONS	PART NUMBER	TRANSMISSION PARTS LISTS 15A THRU 15M												
		A	B	C	D	E	F	G	H	J	K	L	M	
HOUSING 7505														
#15616, use with E8HT-BKA,BSA,BUA,BZA, E9HT-AGA,AJA,AMA	D5HZ 7505-A	A	B	C	D	E								
#15410, use with E8HT-BJA,BTA,BVA,CAA, E9HT-TA,AHA,ALA,SA	D4HZ 7505-F	A	B		D	E								
PIN (AIR VALVE ACTUATING)-3/4" collar x 5/16" dia. shank x 9/16" plunger x 2 13/16" long	C6TZ 7A507-A													
	E4HZ 7A507-A	A	B	C	D	E								
BUSING 7508														
Clutch housing pedal shaft-1" I.D. x 1 1/8" O.D. x 1" long	C6TZ 7508-A	AR	AR	2	AR	AR								
Clutch pedal shaft-1" I.D. x 1 1/8" O.D. x 1 5/8" long	C6TZ 7508-B	AR	AR	C	AR	AR								
CYLINDER (SPLITTER GEAR SHIFT)- 3 1/2" long x 3 5/8" bolt circle	D2HZ 7A508-A													
	E6HZ 7A508-B													
FITTING (CLUTCH REL. BEARING LUBE)	D8HZ 7B512-A		AR	AR	AR									
COVER (CLUTCH HOUSING) 7564														
6 3/4" long x 4 3/4" wide, use with E8HT-BKA,BSA,BUA, BZA, E9HT-AGA,ATA,AMA	C6TZ 7564-A	A	B	C	D	E								
Use with E8HT-BJA,BTA,BVA,CAA, E9HT-TA, SA,AHA,ALA	D0HZ 7564-A	A	B		D	E								
GASKET (CLUTCH HOUSING TO CASE) 7A619														
	C6TZ 7A619-B	A	B	C	D	E								
SNAP RING (AUXILIARY REDUCTION GEAR)- 2 1/2" I.D. x 3/32" wide	E1HZ 7A628-A													
3 23/32" I.D. x 4 1/8 O.D. x 3/32 wide	C6TZ 7A628-A													
TROUGH (OIL) 7716														
	E6HZ 7716-A	A	B	C	D	E								
WASHER (REVERSE IDLER GEAR THRUST) 7728														
1 1/8" I.D. x 2 11/32" O.D. x 7/32" thick	C6TZ 7728-A	2	2	2	2	2								
SEAL (AUXILIARY REAR BEARING COVER OIL) 7918														
3 3/4" I.D. x 4 1/2" O.D. x 15/32" wide- also refer to group 4813	E4HZ 7918-B													
Seal and slinger	E7HZ 7918-A	A	B	C	D	E								
BUSHING (SPEEDOMETER) 88QH 17323-A														
Nut rev. idler shaft, 5/8-18	371530-S7(MM161A)	2	2	2	2	2								
Cap screw-c/shft. frt. brg., 5/8-18 x 1.75	377850-S(BB273A)	2	2	2	2	2								
Cap screw-range slave valve, 1/4-20 x 1.10	304680-S36M(BB429K)	4	4	4	4	4								
Cap screw-shift bar hsg., 3/8-16 x 1 1/2	58636-S2(B85D)	19	19	19	19	19								
Cap screw-frt. brg. cvr., shift hsg., 3/8-16 x 1 1/4	58635-S2(B82A)	16	16	16	16	16								
Cap screw-aux. dr. gr. brg. ret., 3/8-16 x 7/8	42998-S8(B252A)	6	6	6	6	6								
Cap screw-case rr hsg., 3/8-16 x 2	58638-S2(B89A)	2	2	2	2	2								
Plug filler, 1 1/4 pipe	374501-S(PP52-F)	A	B	C	D	E								

NOTICE: When the parts list suffix is shown in the quantity required column, the quantity is one (1).

TRANSMISSION KIT PARTS LIST

Instructions for identifying Transmission Assemblies and their related Parts List Numbers are shown on Page 1 of Section 70.

Kit part numbers are included in their appropriate parts lists in Section 70.3 and up.

Included in this section is a listing of components for each kit.

Parts Lists for new kits will be added at the end of this section, irrespective of part number.

Always refer to the Index below for page numbers on which kit components are listed.

INDEX

PART NUMBER		PAGE	PART NUMBER		PAGE
GASKET SETS					
C6TZ	7153-A	2	D6HZ	7153-A	4
C8TZ	7153-A	2	D6HZ	7153-B	2
D4HZ	7153-B	3	D7HZ	7153-A	2
D4HZ	7153-C	3	D7HZ	7153-B	2
REPAIR KITS					
D3HZ	7B331-A	3	D3HZ	7B411-B	3
D3HZ	7B331-B	3	D3HZ	7944-D	3
D3TZ	7B331-A	3			

TRANSMISSION GASKET SET and REPAIR KIT PARTS LISTS

Q T Y	PART NUMBER	DESCRIPTION	Q T Y	PART NUMBER	DESCRIPTION
	C6TZ 7153-A			C8TZ 7153-A	
	Consists of			Consists of	
1	C6TZ 7051-F	Gasket-1 C1TT 7B228-A Gasket	1	7EQ 7051	Gasket
1	B9TT 7166-C	Gasket-1 C6TZ 7B228-C Gasket	1	B9TZ 7086-A	Gasket
1	C8TZ 7086-C	Gasket-1 C9TZ 7B228-A Gasket	1	B9TZ 7086-B	Gasket
1	D1HZ 7166-A	Gasket-1 D2HZ 7B228-A Gasket	2	B9TT 7166-C	Gasket
2	D4HZ 7181-B	Gasket-2 D4HZ 7181-B Gasket	1	C8TZ 7181-A	Gasket
1	C1TT 7185-A	Gasket-1 E1HZ 7314-A Gasket	1	C8TZ 7185-A	Gasket
1	C6TZ 7223-A	Gasket-1 E2HZ 7185-A Gasket	1	C8TZ 7223-A	Gasket
1	C6TZ 7B228-A	Gasket-1 Shift lever HSG Gasket	1	D3TZ 7185-A	Gasket
1	C6TZ 7B228-B	Gasket	1	D6TA 7086-AA	Gasket
1	C8TZ 7314-A	Gasket			
1	C6TZ 7314-A	Gasket			
1	C6TZ 7B343-B	Gasket			
1	C6TZ 7A619-B	Gasket			

1990/
TRUCK SERIES 600/900

TRANSMISSION GASKET SET and REPAIR KIT PARTS LISTS

Q T Y	PART NUMBER	DESCRIPTION	Q T Y	PART NUMBER	DESCRIPTION
D6HZ 7153-B			D3HZ 7B331-B		
Consists of			Consists of		
1	C1TT 7185-A	Gasket	1	D3HZ 7A074-A	Ring
1	B9TT 7166-C	Gasket	4	D3HZ 7B220-A	Key
1	C6TZ 7B343-B	Gasket	2	D3HZ 7B220-B	Key
1	C6TZ 7B228-A	Gasket	2	D3HZ 7B220-C	Key
1	C6TZ 7B228-B	Gasket	2	7B220	Key
1	C6TZ 7B228-C	Gasket	2	C1TT 7235-A	Pin
1	C8TZ 7051-A	Gasket	7	D3HZ 7B360-A	Screw
1	C8TZ 7A619-A	Gasket	1	D3HZ 7482-A	Spacer
1	C8TZ 7B343-A	Gasket	1	D3HZ 7728-A	Washer
1	C6TZ 7B228-E	Gasket	4	353086-S	Ball
1	C8TZ 7086-C	Gasket	2	379017-S	Ball (reverse idler shaft)
1	C8TZ 7223-B	Gasket	2	357630-S	Key
1	C9TZ 7B228-A	Gasket	1		Key (speedometer drive gear)
1	C8TZ 7314-A	Gasket	1		Pin (back-up switch)
1	D4HZ 7166-A	Gasket	3		Interlock (shift rod)
1	D1HZ 7166-A	Gasket	4	D3HZ 7234-C	Spring
2	D4HZ 7181-B	Gasket	4		Spring
D7HZ 7153-A			D3HZ 7B411-B		
Consists of			Consists of		
1	D7HZ 7181-A	Gasket	1	D3HZ 7181-B	Gasket
1	D7HZ 7051-B	Gasket	1	D3HZ 7181-C	Gasket
1	D7HZ 7051-C	Gasket	2	D3HZ 7288-A	"O" ring
1	D7HZ 7051-A	Gasket	1	D3HZ 7B339-A	"O" ring
1	C9HZ 7166-A	Gasket	1	C7TZ 7B399-C	"O" ring
1	B9TT 7166-C	Gasket	2	D3HZ 7B411-C	"O" ring
1	B8QH 7223-D	Gasket	1	D3HZ 7B411-D	"O" ring
1	C1TT 7207-A	Gasket	1	D4HZ 7223-D	Gasket
1	D4HZ 7207-B	Gasket	2		"O" ring
1	D7TZ 7086-A	Gasket	D3HZ 7944-D		
D7HZ 7153-B			Consists of		
Consists of			4	D3HZ 7181-A	Gasket
1	D9HZ 7051-B	Gasket	8	D3HZ 7944-A	Shim .003
1	D9HZ 7051-C	Gasket	6	D3HZ 7944-B	Shim .005
1	D9HZ 7051-A	Gasket	4	D3HZ 7944-C	Shim .010
1	D6TZ 7086-A	Gasket	D3TZ 7B331-A		
2	B9TT 7166-C	Gasket	Consists of		
1	C8TZ 7181-A	Gasket	2	C8TZ 7030-A	Snap ring
1	D3TZ 7185-A	Gasket	1	B3Q 7059-A	Snap ring
1	C8TZ 7223-A	Gasket	1	C8TZ 7064-A	Snap ring
D3HZ 7B331-A			1	C8TZ 7069-A	Washer
Consists of			1	C8TZ 7117-A	Washer
5	D3HZ 7030-D	Snap ring	1	7EQ 7155	Retainer
2	D3HZ 7064-E	Snap ring	3	C8TZ 7160-A	Snap ring
1	D3HZ 7064-A	Snap ring	1	C5TZ 7162-A	Snap ring
5	D3HZ 7064-B	Snap ring			
2	D3HZ 7064-C	Snap ring			
2	D3HZ 7064-D	Snap ring			

1990/
TRUCK SERIES 600/900

TRANSMISSION GASKET SET and REPAIR KIT PARTS LISTS

Q T Y	PART NUMBER	DESCRIPTION	Q T Y	PART NUMBER	DESCRIPTION
	D4HZ 7153-E			D4HZ 7153-C— Cont'd	
	Consists of			Consists of	
1	C8TZ 7051-A	Gasket-1 E1HZ 7314-A Gasket	1	C6TZ 7B228-A	Gasket
1	D0HZ 7086-A	Gasket-1 E2HZ 7185-A Gasket	1	C6TZ 7B228-B	Gasket
1	B9TT 7166-C	Gasket-1 E7HZ 7A619-B Gasket	1	C6TZ 7314-A	Gasket
1	D1HZ 7166-A	Gasket-1 E7HZ 7051-B Gasket	1	C6TZ 7B228-C	Gasket
1	C8TZ 7181-B	Gasket	1	C6TZ 7223-A	Gasket
1	C8TZ 7181-D	Gasket	1	C8TZ 7086-C	Gasket
1	C8TZ 7223-B	Gasket	1	C9TZ 7B228-A	Gasket
1	C6TZ 7B228-E	Gasket	1	C8TZ 7314-A	Gasket
1	C8TZ 7288-A	Gasket	2	D4HZ 7181-D	Gasket
1	C8TZ 7314-A	Gasket	1	D1HZ 7166-A	Gasket
1	C8TZ 7B343-A	Gasket	1	D2HZ 7B228-A	Gasket
1	C8TZ 7A619-A	Gasket	2	D4HZ 7181-B	Gasket
	D4HZ 7153-C			D6HZ 7153-A	
	Consists of			Consists of	
1	C1TT 7185-A	Gasket-2 E1HZ 7181-A Gasket	1	D6HZ 7051-F	
1	B9TT 7166-C	Gasket-1 E1HZ 7314-A Gasket	1	D6HZ 7181-B	
1	C6TZ 7A619-B	Gasket-1 E2HZ 7185-A Gasket	1	D6HZ 7051-E	
1	C6TZ 7051-F	Gasket	1	D6TZ 7086-B	
1	C6TZ 7B343-B	Gasket	1	C9HZ 7166-A	
			1	D4HZ 7207-B	
			1	D6HZ 7223-A	
			1	C1TT 7207-A	

1990/
TRUCK SERIES 600/900

YEAR	MODEL / RESTRICTIONS	TRANS		PART NUMBER	DESCRIPTION	QTY.
		SPD	TYPE			
7A002 PLUG (SPEEDOMETER CABLE TRANSMISSION OPENING)						
Notes: ‡ Used to plug speedometer hole opening when front wheel speedometer drive is used						
90	LN-LNT600/900,L-LT-LTS800/900			‡ C8HZ 7A002-A	1/2"-20 x 3/4" long	1
90	L-LN-LNT-LT-LTS900	9&10		‡ C7TZ 7A002-B	13/16"-20 x 3/4" long	1
90	L-LT900 -- 6 cyl. 893 Cat.					1
7005-6 Refer to Transmission Parts Lists Section 70, page 1						
7007 PLATE ASSY. (ENGINE REAR)						
90	B-C-F-L-LN-LNT-LT-LTS 600/800 -- 8 cyl. 370,429			D9HZ 7007-A		1
7B009 SHAFT (TRANSMISSION REAR CROSS)-refer to 72.1 Aux. Trans. Parts List or Trans. Parts List Sec. 70.						
7010 INSULATOR (AUXILIARY TRANSMISSION FRONT and REAR MOUNT)						
90	LT-LTS900 -- diesel	7		C1TT 7B248-A	Rear-2 1/4" and 1 27/32" O.D. x 1 1/4" overall height	4
90	L-LN-LNT-LT-LTS800 diesel	13				4
7C012 Refer to Transmission Parts List Section 70, page 1						
7B013 Refer to 72.2 Parts List						
7B013 BRACKET ASSY. (GEARSHIFT LEVER SUPPORT)						
90	CL-CLT900	All		D8HZ 7B013-A		1
7C013-5 Refer to Transmission Parts List Section 70, page 1						
7F014 SHIELD (TRANSMISSION HEAT)						
90	B-F-FT600/900	All	All	E0HZ 7F014-A	used for protection of battery cables-#E0HT 7F014-AC	1
7C016-7 Refer to Transmission Parts List Section 70, page 1						
7C021 Refer to Transmission Parts List Section 70, page 1						
7K022 BUSHING (TRANSMISSION GEAR SHIFT)						
90	CF600/800			E8HZ 7K022-A		2
7A024 ROD ASSY. (TRANSMISSION GEAR SHIFT)						
90	CF600/700	5	Clark	E6HZ 7A024-A		2
7025 Refer to Transmission Parts List Section 70, page 1						
7026-32 Refer to Transmission Parts List Section 70, page 1						
7A033 BRACKET (TRANSMISSION REAR SUPPORT) - Also refer to group 7B047						
90	B-F-FT600/900	13	Fuller	E3HZ 7A033-A	#E3HT 7A033-BA-use w/Fuller 6613 trans.	1
90	B-F-FT600/900	13	Fuller	E3HZ 7A033-B	#E2HT 7B152-CA-E3HT-CA-use w/Fuller 6613 trans.	1
90	CL-CLT900	All			Part of Engine Supports, see 6000 Section of Catalog	
90	L-LT-LTS-LN-LNT900 -- 6 cyl. 893 Cat.	7		D5HZ 7A033-E	#D5HA 7B152-BA-10" long-4 1/32" wide- and Dana (Spicer), 1107	1
90	L-LT-LTS900 -- 6 cyl 855,893 diesel	6,8,9 10,13		D8HZ 7A033-A	#D7HT 7B152-AA, #D4HZ 7B152-EA-also w/Fuller 11608 trans.	1
90	LN-LNT900 -- 855 Cum.	6,8,9 10,13		D8HZ 7A033-B	#D7HT 7108-AA- Fuller 11608 trans.	1
90	L-LT-LTS900 -- 6 cyl. 893 Cat. & 855 Cum. Dsl.	10 13		D4HZ 7A033-L	#D4HA 7108-CA-9 3/32" long x 2 11/32" high x 5 3/8" wide- Fuller 12510, 12513, 9513	1
90	L-LT-LTS900 -- 6 cyl. 855 Cums.	7	Spicer	E2HZ 7A033-B	#E1HT 7B152-CA, PS 140-7 trans.	1
90	L-LT-LTS900 -- 6 cyl. 3406 Cat.	7	Spicer			1
90	LN-LNT900 -- 14L, 14.6L eng.	7	Spicer	E7HZ 7A033-B	#D9HS 7B152-AA, PS 140-7 trans.	1
90	LTL900 -- 6 cyl. 855, 893 diesel	All	All	E1HZ 7A033-E	L.H. #D5HS 7108-EA	1
90	LTL900 -- 6 cyl. 855, 893 diesel	All	All	E1HZ 7A033-F	R.H. #D5HS 7108-FA	1

1990/
TRUCK SERIES 600/900

YEAR	MODEL / RESTRICTIONS	TRANS		PART NUMBER	DESCRIPTION	QTY.
		SPD	TYPE			
7A033 SUPPORT (TRANSMISSION REAR UPPER)						
90	LN-LNT900 -- diesel	7		D4HZ 7A033-B	#D4HA 7A033-EA-26 21/32" long x 4 5/16" wide-use w/Dana (Spicer) PS 140-7 trans.	1
90	LTL900	All	All	E1HZ 7A033-D	#D5HS 7A033-CA	1
7034-6 Refer to Transmission Parts List Section 70, page 1						
7034 VENT ASSY. (TRANSMISSION REAR CROSS SHAFT HOUSING)- Refer to 72.1 Aux. Trans. Parts List						
7C037-45 Refer to Transmission Parts List Section 70, page 1						
7K045 YOKE (TRANSMISSION GEAR SHIFT EXTENSION)						
90	CF600/700	5	Clark	E6HZ 7K045-A		1
7K046 ROD ASSY. (TRANSMISSION GEARSHIFT CROSS)						
90	C-CT800			D0HZ 7K046-A	17 1/4" center to center of joints	1
90	CF600/700			E6HZ 7K046-A	Approx. 250.00mm long	1
90	CF600/800			E8HZ 7K046-C	Approx. 263.00mm long	1
90	CLT900 -- Cum. & Cat. Dsls.	All	All	D8HZ 7K046-A	Approx. 28 45/64" long	1
90	CL900 -- Cum. & Cat. Dsl.	All	All	D8HZ 7K046-D	Approx. 30 45/64" long	1
90	CL-CLT900 -- 10L dsl, Tandem axle			E8HZ 7K046-A	Approx. 23.62" long	1
90	CL-CLT900 -- 10L dsl, Single axle			E8HZ 7K046-B	Approx. 25.60" long	1
7B047 BRACKET (TRANSMISSION REAR SUPPORT FRAME) - Also refer to group 7A033						
90	LN-LNT900 -- 14L, 14.6L eng.	7	Spicer	E7HZ 7B047-D	R.H.-#D9HS 7A255-CA, use with PS 140-7 trans.	1
				E7HZ 7B047-C	L.H.-#D9HS 7C254-CA	1
7050 Refer to Transmission Parts List Section 70, page 1						
7051 Refer to Transmission Parts List Section 70, page 1						
7052 Refer to Transmission Parts List Section 70, page 1						
7052 SCRAPER (REAR CROSS SHAFT)						
90	CL-CLT900	All		DOTZ 7052-A	7/8" I.D. x 1 3/8" O.D. x 5/16" wide-exc. w/Dana (Spicer) SST1010-2A trans.	1
7056 Refer to Transmission Parts List Section 70, page 1						
7059-62 Refer to Transmission Parts List Section 70, page 1						
7B062 SUPPORT (TRANSMISSION REMOTE SHIFT)						
90	CF600/700	5	Clark	E6HZ 7B062-A		1
7A063-4 Refer to Transmission Parts List Section 70, page 1						
7064 SNAP RING (TRANSMISSION REAR CROSS SHAFT)- Refer to 72.1 Aux. Trans. Parts List						
7065-7A065 Refer to Transmission Parts List Section 70, page 1						
7B072 AUXILIARY GEARSHIFT ASSY. - Refer to Section 72.1, page 1						
7A073-74 Refer to Transmission Parts List Section 70, page 1						
7B073 Refer to Section 72.2 Parts List						
7E074 PAD (TRANSMISSION GEARSHIFT LEVER OPENING COVER)						
90	CL-CLT900	All	All	D8HZ 7E074-A	Use as seal between Cab & 7C309 cvr.	1
7A075 Refer to Transmission Parts List Section 70, page 1						

1990/
TRUCK SERIES 600/900

YEAR	MODEL / RESTRICTIONS	TRANS		PART NUMBER	DESCRIPTION	QTY.
		SPD	TYPE			
7E075 BRACKET (TRANSMISSION GEARSHIFT OPENING COVER)						
90	CL-CLT900 -- except 54" BBC with fixed cab.	All	All	E0HZ 7E075-A	#E0HT 7E075-AA	1
90	CL-CLT900 -- except 64" BBC					
90	CL-CLT900 -- 54" BBC with fixed cab.	All	All	E1HZ 7E075-A	#E1HT 7E075-AA	1
90	CL-CLT900 -- except 64" BBC					
7A076-80 Refer to Transmission Parts List Section 70, page 1						
7A081 LEVER (TRANSMISSION CROSS SHAFT SHIFT)- refer to Gearshift Parts Lists, Section 72.1, Page 1						
YEAR	MODEL / RESTRICTIONS	TRANS		PART NUMBER	DESCRIPTION	QTY.
SPD	TYPE					
7B081 JOINT ASSY. (TRANSMISSION GEARSHIFT CROSS ROD)-Also refer to Trans. Parts Lists, Section 70, Page 1						
90	C-CT600/900	All		D0HZ 7B081-A	2 1/2" long x stud 2 1/2" long	2
90	CF600/800	5,6		E7HZ 7B081-A	Use with 5106,6105,6106 series tran.	1
90	CL-CLT900	All		D8HZ 7B081-A	R.H. threads	1
90	CL-CLT900	All		D8HZ 7B081-B	L.H. threads	1
7C083 Refer to Transmission Parts List Section 70, page 1						
7085 RETAINER ASSY. (TRANSMISSION OUTPUT SHAFT BEARING)-Also refer to Transmission Parts List Section 70, Page 1						
7R086 WASHER (GEAR SHIFT LEVER)						
90	CF600/700	5	Clark	E6HZ 7R086-A		1
7086-7 Refer to Transmission Parts List Section 70, page 1						
7089 YOKE (TRANSMISSION DRIVELINE)						
Notes: Part 7089 is shown on Truck T.S.L. listing as of April, 81-, may also be shown in Transmission Parts Lists, ◇ industry number						
7D088 Refer to T.S.L. Listing Section 72.1, page 1						
7A095 COOLER ASSY. (TRANSMISSION OIL)						
90	L-LT-LTS800/900			E8HZ 7A095-A		1
90	LN-LNT800/900 -- dual rear axle					1
90	LTL900			E8HZ 7A095-F		1
90	LN-LNT800/900 -- Single rear axle					1
90	CL-CLT900			E8HZ 7A095-B		1
7E097 SPACER (TRANSMISSION CONTROL LEVER)						
90	C-CT800	All		C8HZ 7E097-A	3/4" O.D. x 29/32" long	1
7W102 STOP ASSY. (GEAR SHIFT GAITER)						
90	CF600/700	5	Clark	E6HZ 7W102-A		1
7103 Refer to Transmission Parts List Section 70, page 1						
7B104 Refer to Transmission Parts List Section 70, page 1						

1990/
TRUCK SERIES 600/900

YEAR	MODEL / RESTRICTIONS	TRANS		PART NUMBER	DESCRIPTION	QTY.
		SPD	TYPE			
7105	Refer to Transmission Parts List Section 70, page 1					
7B105	SHAFT (TRANSMISSION GEARSHIFT CROSS FRONT)					
90	C-CT800	All		DOHZ 7B105-A	1 1/8" O.D. of shaft x 19" overall length	1
7106	Refer to Transmission Parts List Section 70, page 1					
7B106	ROD (TRANSMISSION SHIFT CONTROL REAR)					
90	C-CT800 -- 3208 Turbo	5	Spicer	E2HZ 7B106-A	#E2HT 7B106-CA-use w/Spicer CM60	1
90	C-CT800 -- 3208 Turbo	5	Clark	E7HZ 7B106-E	#E7HT 7B106-AA-use w/Clark 5005 Series	1
90	C-CT800 -- 3208 Turbo	10	Fuller	E2HZ 7B106-B	#E2HT 7B106-DA-use w/Fuller 6610	1
90	CF600/800			E7HZ 7B106-A	Use with 5106,6105 trans.	1
90	CF600/800 -- 7.8L eng.	5		E7HZ 7B106-B	Use with 5005 trans.	1
90	CF600/800	6		E7HZ 7B106-C	Use with FS6106 trans.	1
90	CF600/800	5		E8HZ 7B106-A	Use with 4005 trans.	1
90	CF600/800	5		E8HZ 7B106-B	Use with 5005 trans.	1
90	CF600/800	10,13		E8HZ 7B106-C	Use with 6610/13 trans.	1
7107-7A107	Refer to Transmission Parts List Section 70, page 1					
7109	Refer to Transmission Parts List Section 70, page 1					
7B109	Refer to group 7811					
7111	Refer to Transmission Parts List Section 70, page 1					
7112-7A112	Refer to Transmission Parts List Section 70, page 1					
7E112	BRACKET (TRANSMISSION GEAR SHIFT)					
90	CF600/700	5	Clark	E6HZ 7E112-A		1
7113	Refer to Transmission Parts List Section 70, page 1					
7115	Refer to Transmission Parts List Section 70, page 1					
7118	Refer to Transmission Parts List Section 70, page 1					
7119-20	Refer to Transmission Parts List Section 70, page 1					
7B119	BLOCK (SHIFT LINKAGE)					
90	CF600/800	All	All	E5HZ 7B119-A		1
7121-4	Refer to Transmission Parts List Section 70, page 1					
7B124	Refer to T.S.L. Listing Section 72.1, page 1					
7125	Refer to Transmission Parts List Section 70, page 1					
7B125	TRUNNION (TRANSMISSION GEARSHIFT LEVER) - Also refer to group 7221					
90	F600	4		C0TT 7B125-B	1/4" O.D. x 5/8" long	2
7128	Refer to Transmission Parts List Section 70, page 1 and Universal Joint Related Parts Chart					
7A134	JOINT ASSY. (TRANSMISSION GEARSHIFT CONTROL ROD FRONT)					
90	C-CT800	All		C0TZ 7A134-A		1
90	C-CT800	All		72292-S8	(N-76)-pin-grooved-5/16" x 1 1/2"	2
				372538-S	(NN-73)-pin-grooved-5/16" x 1 3/4"	2
				87901-S8	(I-1)-fitting-lubricator-straight-1/8"	1
90	CL-CLT900	All		C9HZ 7A134-A	Plain bearing joint-5" long	1
7135-40	Refer to Transmission Parts List Section 70, page 1					

1990/
TRUCK SERIES 600/900

YEAR	MODEL / RESTRICTIONS	TRANS		PART NUMBER	DESCRIPTION	QTY.
		SPD	TYPE			
7B140 ROD ASSY. (TRANSMISSION SHIFT CONTROL FRONT)						
90	C-CT800	All		D0HZ 7B140-B	7/8" dia. of rod x 46 9/16" long	1
90	C-CT800	All		384339-S2	(XX-371-B)-washer (7B140 to 7795)- spring-1 1/8"	1
90	CL900 -- Cum&Cat. Dsl			D8HZ 7B140-D		1
90	CLT900 -- Cum. & Cat. Dsl.			D8HZ 7B140-A		1
90	CL-CLT900 -- 6 cyl. 10L Dsl.	7,8 9		E8HZ 7B140-A	#E8HT 7B140-AA, 700mm long, 11608, w/Tandem axle, w/single axle	1
90	CL-CLT900 -- 6 cyl. 10L Dsl.	9		E8HZ 7B140-B	#E8HT 7B140-BA, 645mm long, w/Tandem axle	1
90	CL-CLT900 -- 6 cyl. 10L Dsl.	7,8		E8HZ 7B140-C	#E8HT 7B140-CA, 745mm long, w/single axle	1
90	CL-CLT900 -- 6 cyl. 10L Dsl.	7		E8HZ 7B140-D	#E8HT 7B140-DA, 678mm long, w/ Tandem axle	1
7141-5 Refer to Transmission Parts List Section 70, page 1						
7B143 BRACKET (TRANSMISSION OIL COOLER MOUNTING)						
90	L-LT-LTL-LTS-LN-LNT900		Fuller	E8HZ 7B143-A	#E8HT 7B143-AA	1
90	L-LT-LTL-LTS-LN-LNT900		Fuller	E8HZ 7B143-B	#E8HT 7B143-BB	1
90	L-LT-LTS-LN-LNT800	All	All	E8HZ 7B143-C	#E8HT 7B143-DA	1
7B145 TUBE (TRANSMISSION AUXILIARY SHIFT CONTROL)						
90	C-CT800, L-LN-LNT-LT800/900	10		C3TZ 7B145-G	Nylon tube-5/64" I.D. x 1/8" O.D. x 12" long-use with D0HZ 2B478-A	1
				373404-S	(II-28-G)-connector-1/8" pipe thread- 1/8" tube	
7146 Refer to Transmission Parts List Section 70, page 1						
7153-66 Refer to Transmission Parts List Section 70, page 1						
7F166 CABLE (TRANSMISSION GEARSHIFT OPENING PLATE) - See Also 7F177						
90	CL-CLT900	All	All	D8HZ 7F166-A		1
7F167 CABLE ASSY. (TRANSMISSION GEAR SHIFT LEVER OPG CVR PLATE)						
90	CL-CLT900	All	All	D8HZ 7F167-A	approx. 25.11" long	1
7169 Refer to Transmission Parts List Section 70, page 1						
7B170 JOINT ASSY. (TRANSMISSION GEARSHIFT CONTROL ROD REAR)						
90	C-CT800	All		C8HZ 7B170-B	9 3/8" overall length-shafts 2" long one end- 2 13/32" other end	1
90	CL-CLT900	All	All	D8HZ 7B170-A		1
7B171 LEVER ASSY. (TRANSMISSION REMOTE CONTROL SELECTOR REAR)						
90	C-CT800	5		C8HZ 7B171-B	#White paint daub-use with Spicer CM60 trans.	
7173-5 Refer to Transmission Parts List Section 70, page 1						
7B175 Refer to Transmission Parts List Section 70, page 1 and group 2078						
7176 Refer to Transmission Parts List Section 70, page 1						
7L176 RETAINER (TRANSMISSION GEAR SHIFT)						
90	CF600/700	5	Clark	E6HZ 7L176-A		1
7N176 BOLT (TRANSMISSION GEAR SHIFT COVER)						
90	CL-CLT900	All	All	EOHZ 7N176-A		2
7F177 PLATE and SPRING ASSY. (TRANSMISSION GEARSHIFT LEVER OPENING) - See also 7F166						
90	CL-CLT900	All	All	D8HZ 7F177-A		1
7178-84 Refer to Transmission Parts list Section 70 page 1						
7185 GASKET (SHIFT LEVER HOUSING) if not listed refer to Transmission Parts List Section 70 Page 1						
90	LN-LNT700/900	6	6106	E7HZ 7185-A	#E7HT 7185-AA	1

1990/
TRUCK SERIES 600/900

YEAR	MODEL / RESTRICTIONS	TRANS		PART NUMBER	DESCRIPTION	QTY.
		SPD	TYPE			
7F182 GUIDE (TRANSMISSION LEVER COVER PLATE)						
90	CL-CLT900	All	All	D8HZ 7F182-A	Also serviced in 7C309 assy.	1
7A186 ROD ASSY. (TRANSMISSION CONTROL SHAFT TO TRANSMISSION) - Refer to Group 9784						
7K192 BUSHING (GEAR SHIFT LEVER SUPPORT)						
90	CL-CLT900	All	All	D8HZ 7K192-A	1" long	2
				D8HZ 7K192-B	3/4" long	2
7187-97 Refer to Transmission Parts List Section 70, page 1						
7A197 ADAPTER (TRANSMISSION CROSS SHAFT HOUSING TO CASE)						
90	L-LT-LTS800/900	6	6106	E7HZ 7A197-A		1
90	LN-LNT700/900	6	6106	E7HZ 7A197-B		1
90	C-CT800 -- 8 cyl. 636 Cat. diesel			B8TZ 7A197-A	1 21/32" thick-(6) 7/16"-14 holes-	1
					(4) 13/32" holes	1
7E198 INSULATOR ASSY. (TRANSMISSION GEARSHIFT LEVER OPENING COVER)						
90	C-CT800	All		C6TZ 7E198-A	3/8" x 5/8" x 50" long used for seat belt anchor	2
90	F600/800	All			Use for steering column support bracket	A/R
90	C-CT800	All		★7E198	3/8" x 5/8 x 8 1/2" long, improvise from C6TZ 7E198-A	

1990/
TRUCK SERIES 600/900

YEAR	MODEL / RESTRICTIONS	TRANS		PART NUMBER	DESCRIPTION	QTY.
		SPD	TYPE			
7201	GEARSHIFT TOWER ASSY. - refer to Section 72.1					
7203	HOUSING (TRANSMISSION GEARSHIFT LEVER) - refer to Parts List Section 72.4					
7206	ANTI-SQUEAK (TRANSMISSION SHIFT LEVER)					
90	CF600/800	All		E7HZ 7206-A		1
7207	GASKET (TRANSMISSION REAR CROSS SHAFT HOUSING COVER) - refer to Parts Lists 72.1 thru 72.4					
7C207-8	Refer to Transmission Parts List Section 70 Page 1					
7210	LEVER ASSY. (TRANSMISSION GEARSHIFT)					
	NOTE: For Truck Specification List Cross-Reference Guide, Refer to Section 72.1 thru 72.4					
90	C-CT800	All		D0HZ 7210-CF		1
90	CF600/700	5,6		E6HZ 7210-A		1
90	CF600/800	10,13	6610/13	E7HZ 7210-KA		1
90	LN-LNT800/900	5,6	450,6105 5106,6106	E9HZ 7210-P	#E8HT 7201-FA, repl. E7HT 7201-YA, see sec. 72.1 for details	1
90	B-F-FT600/900	5,6	6105, 5106,6106	E9HZ 7210-R	#E8HT 7201-GA, repl. E7HT 7201-AA, see sec. 72.1 for details	1
90	LNT900 -- L-10 diesel	9	11609	E0HZ 7210-T	Upper- Refer to Parts list 72.4A for lower	1
90	LN-LNT800 -- w/o full bench	7	8607	E9HZ 7210-A	#E9HT 7210-AA	1
90	LN-LNT800 -- with full bench	7	8607	E9HZ 7210-B	#E9HT 7210-BA	1
90	LN-LNT800 -- with full bench	8	8608	E9HZ 7210-C	#E9HT 7210-CA	1
90	LN-LNT800 -- w/o full bench	8	8608	E9HZ 7210-D	#E9HT 7210-DA	1
90	CL-CLT900 -- w/o Lux Decor	All	All	E4HZ 7210-Y	#Black	1
90	CL-CLT900 -- w/Lux Decor	All	All	E4HZ 7210-Z	#Chrome	1
7C211	Refer to Transmission Parts List Section 70, page 1					
7213	BALL (TRANSMISSION GEARSHIFT LEVER)-Also refer to Group 7312					
90	CF600/700	5		E6HZ 7213-A	Use without 2 speed axle, 4005, 5005, 6005 6105 trans.	1
90	CF600/800	5		E7HZ 7213-F	Use with 2 speed axle, 4005, 5005, 6005 6105 trans.	1
90	C-CT800	5		B7QH 7213-C	3/8"-24 thread	1
90	LN-LNT600/900, L-LT800/900	5			Use w/Dana (Spicer) CM-60 series trans.	1
90	B-F700/800, C-CT-L-LN-LNT-LT-LTS800/900	5			Use w/Clark 3005, 4005, 5005 series trans.	1
90	B-F-FT600/900	6	6106	E8HZ 7213-B		1
90	B-F-FT600/900	6	5106	E7HZ 7213-A		1
90	CF600/800	6		E7HZ 7213-D	Use with 5106, 6206 trans. without 2 speed axle	1
90	CF700/800	6		E9HZ 7213-B	Use with 5106 trans., with 2 speed axle	1
90	CF600/800	6	6106	E7HZ 7213-E		1
90	L-LT-LTS-LN-LNT900	7		E1HZ 7213-B	PS 140-7, 8607	1
90	CL-CLT900					1
90	F-FT900	8	7608	E9HZ 7213-A		1
90	L-LT-LTS-LN-LNT800					1
90	LN-LNT-LT-LTS800/900	13	Fuller	D4HZ 7213-G	6613 trans.	1
90	F-FT800	13				1
90	LTL900	15	Fuller	E8HZ 7213-A	Assy. use w/Fuller RTO 14615/14715 trans.	1
7213	KIT (SHIFT KNOB AND VALVE ASSY's)					
90	CF600/800	13	Fuller	E7HZ 7213-C	Use with 6613 trans.	1
90	L-LT-LTS-LTL-LN-LNT700/900	13	Fuller	E6HZ 7213-E	K2013-range and selector valve-use with 9513, 11613, 12513, 14613 trans.	1
90	CL-CLT900					1
90	L-LT-LTS-LTL-LN-LNT700/900	7,8,15	Fuller	E6HZ 7213-D	K2015-range and deep reduction valve- use with 1157DLL, 11607LL, 958LL, 11608LL, 1258LL, 14608LL, 915, 11615, 14615, 15615, 12515 trans.	1
90	CL-CLT900					1

1990/
TRUCK SERIES 600/900

YEAR	MODEL / RESTRICTIONS	TRANS		PART NUMBER	DESCRIPTION	QTY.
		SPD	TYPE			
7213 KIT (SHIFT KNOB AND VALVE ASSY's) — Cont'd						
90	L-LT-LTS-LTL-LN-LNT700/900		Fuller	E6HZ 7213-C	K2010-range valve with 906, 1157DL, 11607L, 9508, 11608, 14608, 8609, 9509, 11509, 11609, 12509, 12609, 14609, 610, 6610, 910, 1110, 11610, 12510, 12610, 14610 trans.-Back Box range valve-use with 1157DLL, 11607LL, 11608LL, 1258LL, 14608LL, 915, 11615, 12515, 14615, 15615 trans.	1
90	CL-CLT900					
90	CF600/800					
7C213-8 Refer to Transmission Parts List Section 70, page 1						
7220 SEAL (TRANSMISSION GEARSHIFT LEVER)						
90	CL-CLT900	All	All	D8HZ 7220-A		1
7222-6 Refer to Transmission Parts List Section 70, page 1						
7227 SPRING (TRANSMISSION GEARSHIFT LEVER) - Refer to Parts Lists 72.2, 72.4						
7228 SOCKET (TRANSMISSION GEARSHIFT LEVER)						
90	CL-CLT900	All	All	D8HZ 7228-A		1
7K229 WASHER (TRANSMISSION GEARSHIFT LEVER YOKE)						
90	CL-CLT900	All	All	D8HZ 7K229-A	Flat	1
				D8HZ 7K229-B	Belleville spring	1
90	CF600/700	5	Clark	E6HZ 7K229-A		6
7K230 BEARING (SHIFT KNUCKLE PIVOT)						
90	CF600/700	5	Clark	E6HZ 7K230-A		6
7240 SHAFT (TRANSMISSION GEARSHIFT LEVER)-Also refer to Transmission Parts List Section 70, page 1, and 72.1 thru 72.4						
90	C-CT800	All		D0HZ 7240-C	First and reverse shift shaft-5/8" O.D. x 2 7/8" long-3/8"-16 thread one end-	1 1
7242 Refer to Transmission Parts List Section 70, page 1						
7E242 BOOT (TRANSMISSION CROSS SHAFT) - Refer to 72.1 thru 72.4						
7E242 BOOT KIT (TRANSMISSION CROSS SHAFT HOUSING) - Refer to Parts list 72.1 thru 72.4						
7244-7 Refer to Transmission Parts List Section 70, page 1						
7247 PLUNGER (TRANSMISSION LOW and REVERSE GATE or GEARSHIFT LEVER) - Refer to Parts list 72.1 thru 72.4						
7B248 Refer to group 7010						
7D260 INSULATOR (TRANSMISSION AUXILIARY SHIFT CONTROL TUBE)-Also refer to group 2B478						
7262 RETAINER (TRANSMISSION GEARSHIFT LEVER TO HOUSING BOOT)-Not listed, part of 7277						
7B265-74 Refer to Transmission Parts List Section 70, page 1						
7277 BOOT (TRANSMISSION GEARSHIFT LEVER)-Also refer to group 7220						
90	B-F-FT600/900(84) cowl, 6.1, 7.0L	All		E3HZ 7277-C	W/Clark 3005	1
90	B-F-FT600/900 -- 6.6,7.8L	All		E9HZ 7277-A		1
90	LN700 -- 7.8L	All				1
90	L-LT-LS-LTS-LN-LNT800 -- 7.8L	All				1
90	LN-LNT800 -- 3208 N/A	All				1
90	L-LT-LS-LTS-LN-LNT900 -- L-10	All				1
90	L-LT-LS-LTS-LL-LTL-LN-LNT900 -- 3406,3306,855	All				1
90	LTA900 -- 855	13	Fuller			1
90	C-CT800	All		D2KZ 7277-A		1
90	CF600/700	5	Clark	E6HZ 7277-A		1
90	CL-CLT900	All	All	D8HZ 7277-A		1

1990/
TRUCK SERIES 600/900

YEAR	MODEL / RESTRICTIONS	TRANS		PART NUMBER	DESCRIPTION	QTY.
		SPD	TYPE			
7277 BOOT (PARKING BRAKE COVER)-Also refer to group 2A713						
7277 BOOT (TRANSMISSION REAR CROSS SHAFT)						
90	C-CT800			C2TZ 7277-E	11 1/2" x 10 3/8"-with 4 1/4" and 6 3/8" openings	1
7L285 INSULATOR (TRANSMISSION GEARSHIFT)						
90	CL-CLT900	All		E0HZ 7L285-A		1
7C286 SPACER (TRANSMISSION MOUNTING)						
90	LNT-LT-LTS900 -- diesel	7		D1HZ 7C286-A	1" dia. pipe-1 1/2" long-use w/Dana (Spicer) PS 140-7 trans.	2
90	L-LN-LT900 -- diesel	7,10,13			Use w/Fuller 9513, 12510, 12513 trans.	2
7K287 PIN (TRANSMISSION SHIFT PIVOT)						
90	CF600/800	All	All	E6HZ 7K287-A	Long	2
90	CF600/800	All	All	E6HZ 7K287-B	Short	2
7288 SEAL (TRANSMISSION GEARSHIFT ROD) - refer to Parts list Section 72.1 thru 72.4						
7288 "O" RING KIT						
90	All-Range cylinder	All		D3HZ 7288-B	#K-1450-use with Fuller trans., consists of; (1) C6TZ 7288-A, (1) C6TZ 7288-B (1) C6TZ 7B411-A	1
90	All-splitter cylinder	All		D3HZ 7288-C	#K-1451-use with Fuller trans., consists of; (1) C6TZ 7288-D, (1) C6TZ 7B411-B, (1) C6TZ 7B411-C	1
7L288 BUSHING ASSY. (TRANSMISSION GEARSHIFT DAMPER)						
90	L-LT-LTS-LN-LNT600/900	All	Fuller	E3HZ 7L288-A		1
7D289 KNOB (TRANSMISSION SHIFT CONTROL VALVE)						
90	All	All	All	C6TZ 7D289-A		1
7B291 TUBE (TRANSMISSION SHIFT AIR SUPPLY)-Improvise from bulk tubing (2269)						
7D291 BOOT (TRANS SHIFT VALVE)						
90	LTL900	15		E1HZ 7D291-A	#E1HT 7D291-AA, 18905-with Fuller RT0 12515	1
90	C-CT-CL-CLT-L-LT-LTS-LN-LNT-800/900 -- with air shift	All				AR
7B294-8 Refer to Transmission Parts List Section 70, page 1						
7B303-9 Refer to Transmission Parts List Section 70, page 1						
7C309 PLATE ASSY. (TRANSMISSION GEARSHIFT LEVER OPENING COVER)						
90	CL-CLT -- Fixed cab	All		F0HZ 7C309-A	#FOHT 7C309-AA	1
90	CL-CLT -- E-Z Rider cab	All		F0HZ 7C309-B	#FOHT 7C309-BA,CA, Incl. 7F182 guide	1
90	CF600/700	5	Clark	E6HZ 7C309-A		1
7B310-11 Refer to Transmission Parts List Section 70, page 1						
7B311-2 Refer to Transmission Parts List Section 70, page 1						
7312 VALVE ASSY. (TRANSMISSION CONTROL)-Also refer to Group 7213						
90	C-CT, L-LN-LNT-LT700/900	10		C5TZ 7312-A	On gearshift lever	1
90	L-LT900 -- 6 cyl. 893 Cat.	All			Use w/Dana (spicer) SST1010-2A trans. and w/Fuller 9509 & 1110 trans.	
90	L-LN-LNT-LT-LTS -- 855 Cum.	6,7,9			w/Fuller 9509 trans.	1
90	CL-CLT900	9,10			Use with Fuller trans.	1
90	C-CT-L-LN-LNT-LT-LTS800/900 --	10		D4HZ 7312-A	3/8"-24 thread-use w/Fuller 6610 trans.	1
90	F-FT600/900 -- diesel, F700/800 -- gas, C-CT600/900			C6TZ 7312-A	Used as control valve for air brakes	1
90	LTL900	15		E1HZ 7312-A	Use with Fuller RT0 12515 trans.	1
7312 REPAIR KIT VALVE ASSY. (TRANSMISSION CONTROLS)-Also refer to Group 7B435						
90	L-LT-LTS9000	13		D5HZ 7312-D	Used to repair valves	1
90	LN-LNT9000	13			D4HZ 7312-D,E, D5HZ 7312-B,C	1
90	LT-LTS800-900	13				1

1990/
TRUCK SERIES 600/900

YEAR	MODEL / RESTRICTIONS	TRANS		PART NUMBER	DESCRIPTION	QTY.
		SPD	TYPE			
7313	Refer to Transmission Parts List Section 70, page 1					
7B313-7316	Refer to Transmission Parts List Section 70, page 1					
7B320-7325	Refer to Transmission Parts List Section 70, page 1					
7F325	BRACKET ASSY. (TRANSMISSION INSULATOR SHIELD)					
90	CL-CLT900	All	All	D8HZ 7F325-A		1
7F327	BRACE (TRANSMISSION NOISE INSULATOR SHIELD)					
90	CL-CLT900	All	All	D8HZ 7F327-A		1
7330-7B331	Refer to Transmission Parts List Section 70, Page 1					
7B332	COVER (TRANSMISSION REAR CROSS SHAFT HOUSING) - refer to Trans. Parts List Sect. 70, Page 1 Also refer to 72.1 thru 72.4 Parts List					
7B333	BRACKET (TRANSMISSION SHIFT LEVER VALVE) - Also refer to Trans. Parts List Sect. 70, Page 1					
90	LT-LTS800/900,LNT800	13		D4HZ 7B333-A	#16914	1
90	C-CT-L-LN-LNT-LT-LTS900 -- Gas, C-CT-LN-LNT600/800, L-LT-LTS800 -- diesel	10				1
7B335	Refer to Transmission Parts List Section 70, page 1					
7340	SHAFT (TRANSMISSION GEARSHIFT SOCKET)					
90	CL-CLT900	All	All	D8HZ 7340-A		1
7B341-2	Refer to Transmission Parts List Section 70, page 1					
7353	SLEEVE (ACCELERATOR PEDAL TO LOWER SHAFT LEVER ROD)					
90	C-CT800	All		2J 7353-A		1
7353	SLEEVE (TRANSMISSION GEARSHIFT CONNECTING ROD ADJUSTMENT)					
90	C-CT800	All		2J 7353-A	5/16"-24 internal thread-"T" type	1
7B353-63	Refer to Transmission Parts List Section 70, page 1					
7358	SHAFT (TRANSMISSION OUTER SHIFT FRONT) - refer to 72.1 thru 72.4 Parts List					
7D359	SHIELD (TRANSMISSION GEAR SHIFT OPENING HEAT)					
90	F-FT600/900 -- Diesel	All	All	E3HZ 7D359-A		1
				382913-S	(SS-48-D) Rivet 5/32"-attach 7D359 to 12110	3
7R361	YOKE (TRANSMISSION GEAR SHIFT)					
90	CF600/700	5	Clark	E6HZ 7R361-A		1
7B364-5	Refer to Transmission Parts List Section 70, page 1					
7B365	SUPPORT (CLUTCH RELEASE SHAFT BRACKET)					
90	LN-LNT900 -- 6 cyl. Cum. diesel-(NTC-350)	All		D5HZ 7B365-A		1
7E366	ADAPTER (TRANSMISSION GEARSHIFT LEVER BALL)					
90	L-LN-LNT-LT-LTS800/900	All		D4HZ 7E366-A	3/8"-24 to 1/2" thread-use w/Fuller trans.	1
90	L-LN-LNT-LT-LTS800/900	All		D4HZ 7E366-B	1/2"-13 to 3/8"-24 thread-use w/Fuller trans.	1
7A370	ARM (TRANSMISSION SHIFT CONTROL FRONT ROD TO CRANK)					
90	C-CT800	All		D0HZ 7A370-A	7" long x 2 3/4" wide	1
				87901-S8	(I-1)-fitting-lubricator-straight-1/8"	1
				372538-S	(NN-73)-pin-grooved-5/16" x 1 3/4"	1
7A371	BRACKET (TRANSMISSION SHIFT CONTROL ROD)					
90	C-CT800	All		D0HZ 7A371-A	"U" shape-6" long x 4 45/64" x 3 3/4"	1
				351385-S7	(XX-158)-flatwasher-used as spacer between bracket and crossmember-3/8"	2

1990/
TRUCK SERIES 600/900

YEAR	MODEL / RESTRICTIONS	TRANS		PART NUMBER	DESCRIPTION	QTY.
		SPD	TYPE			
7A371 BRACKET (TRANSMISSION SHIFT CONTROL ROD) — Cont'd						
90	CF600/800	5,6		E7HZ 7A371-A	Use with 5106, 6105, 6106, 4005, 5005 trans.	1
90	CL-CLT900 -- Cum. Dsl.	All		D8HZ 7A371-A		1
90	CL-CLT900 -- Cat. Dsl.	All		D8HZ 7A371-B		1
7B371-2 Refer to Transmission Parts List Section 70, page 1						
7E373 INSULATOR (TRANSMISSION REAR MOUNT)						
90	L-LN-LNT-LT-LTS800/900			DOHZ 7E373-A	3/4" I.D. x 3" O.D.—approx. 1 7/16" thick	AR
90	L-LN-LNT-LT-LTS900			D1HZ 7E373-A	3/4" I.D. x 3" O.D. x 29/64" thick	AR
90	L-LT-LTS900 -- 6 cyl. 855 Cums	7	Spicer	E2HZ 7E373-A	#E1HT 7E373-AA-3" long x 1 1/2" wide	1
90	L-LT-LTS900 -- 6 cyl. 3406 Cat.	7	Spicer		x 11/16" thick	1
7A375 CRANK (TRANSMISSION CROSS SHAFT)						
90	C-CT800	All		DOHZ 7A375-A	6 19/64" long	1
7E397 SEAL (TRANSMISSION GEARSHIFT SOCKET SHAFT)						
90	CL-CLT900	All		D8HZ 7E397-A		1
7410 ARM (TRANSMISSION GEARSHIFT ROCKER) — refer to Transmission parts list section 70, page 1, and Sec. 72.1 thru 72.4						
7E434 BRACKET ASSY. (TRANSMISSION TORQUE LIMITER CLUTCH)						
90	CL-CLT900	All		D8HZ 7E434-A	2" input shaft size, paper faced, replaces metal faced	1
90	L-LT-LTL-LTS-LN-LNT900	All				
90	CF600/800	All		E7HZ 7E434-A	1.75" input shaft, paper faced, replaces metal faced	1
90	B-F600/800 -- 6.6, 7.8L	All				
90	L-LT-LTS-LN-LNT800/900 -- 6.6, 7.8L					1
7B435-6 Refer to Transmission Parts List Section 70, page 1						
7E442 REINFORCEMENT (TRANSMISSION CROSS SHAFT SUPPORT)						
90	C-CT800	All		D1HZ 7E442-B	7 3/16" long x 7/8" wide x 5/64" thick	1
7K450 Spacer (Transmission Support Bracket)—Improvise						
7K451 WASHER (TRANSMISSION SHIFT CONTROL)						
90	CF600/800	All		E8HZ 7K451-A	Nylon	2
7K453 NUT (TRANSMISSION GEARSHIFT LEVER YOKE)						
90	CL-CLT900	All		D8HZ 7K453-A		1
7A459 BEARING ASSY. (TRANSMISSION SHIFT CONTROL ROD)						
90	C-CT600/900	All		B9TT 7A459-A	4" x 2 3/4" x 1.56"—(2) 25/64" holes	2
				87901-S8	(I-1)—fitting—lubricator—straight—1/8"	2
				20389-S8	(B-171)—bolt (bearing to bracket)—hex. head—3/8"—24 x 1"	4
				33800-S8	(M-63)—nut—3/8"—24	4
				34807-S8	(X-66)—lockwasher—3/8"	4
7A459 BEARING ASSY. (TRANSMISSION CLUTCH RELEASE SHAFT)						
90	CL-CLT900 -- w/Mech Cl-Cntl	All	All	D8HZ 7A459-A		1
7K476 BRACKET (DEEP REDUCTION SHIFT VALVE)						
90	LN-LNT-LNTS900 -- diesel		All	D7HZ 7K476-A	#DOHS 7K476-AA	1
90	LTL900					1
90	L-LT-LTS-LS-LTL-LN-LNT900	All	All	F0HZ 7K476-A	#FOHT 7K476-AA	1
7482 Refer to Transmission Parts List Section 70, page 1						

HOW TO FIND SERVICE PART NUMBERS FOR COMPONENTS OF GEARSHIFT TOWERS OR AUXILIARY GEARSHIFTS

1. Locate the number shown in the space marked "Gearshift Tower Assy." or "Auxiliary Gearshift Assy." on the Truck Specification List (T.S.L.)
2. Use the Cross-Reference below to find the Parts List Number. (T.S.L. number 7202 and 7210 have direct cross-reference to a service part number)
3. Refer to the appropriate parts list and select the desired component parts

GEARSHIFT TOWER T.S.L.† CROSS REFERENCE GUIDE
† TRUCK SPECIFICATION LIST INCLUDED IN KENTUCKY BUILT TRUCKS

T.S.L. NUMBER	PARTS LIST NUMBER	ILLUSTRATION		T.S.L. NUMBER	PARTS LIST NUMBER	ILLUSTRATION			
		SECTION	PAGE			SECTION	PAGE		
C8HA	7B101-H	72.3A	72.1	2	E9HT	7201-KB	72.4B	72.1	15
D0HA	7B101-C	72.3B	72.1	1	E9HT	7201-NA	72.4D	72.1	7
D1HS	7B101-EA	72.3C	72.1	3	E9HT	7201-NB			
D6HA	7B101-AA	72.3D	72.1	2	E9HT	7201-RA	72.4C	72.1	5
D7HA	7B101-BA	72.3E	72.1	2	E9HT	7201-RB			
D7HT	7B101-EA	72.3G	72.1	3	E9HT	7201-SA	72.4B	72.1	15
D7HT	7B101-GA	72.3H	72.1	3	E9HT	7201-TA	72.4B	72.1	15
E3HT	7B101-AA	72.3F	70.4	1	FOHT	7201-AA	72.4B	72.1	15
E4HT	7B124-AA	72.2A	72.1	18	FOHT	7201-BA	72.4B	72.1	15
E4HT	7B124-BA	72.2A	72.1	18	FOHT	7201-CA	72.4B	72.1	15
D5HA	7201-GA	72.4E	72.1	10	FOHT	7201-DA	72.4B	72.1	15
D5HA	7201-HA	72.4E	72.1	10	FOHT	7201-EA	72.4B	72.1	15
E3HT	7201-CA	72.4A	70.5	15	FOHT	7201-FA	72.4B	72.1	15
E3HT	7201-LA	72.4B	72.1	15	FOHT	7201-GA	72.4B	72.1	15
E3HT	7201-SA	72.4B	72.1	15	FOHT	7201-HA	72.4B	72.1	15
E7HT	7201-BA	72.4C	72.1	5	FOHT	7201-JA	72.4B	72.1	15
E7HT	7201-HB	72.4D	72.1	5	FOHT	7201-KA	72.4B	72.1	15
E7HT	7201-JA	72.4D	72.1	5	FOHT	7201-LA	72.4B	72.1	15
E7HT	7201-MA	72.4C	72.1	5	FOHT	7201-MA	72.4B	72.1	15
E7HT	7201-YA	72.4D	72.1	5	FOHT	7201-NA	72.4B	72.1	15
E7HT	7201-ACA	72.4D	72.1	5	FOHT	7201-RA	72.4E	72.1	10
E7HT	7201-ALA	72.4C	72.1	5	FOHT	7201-SA	72.4E	72.1	10
E7HT	7201-ATA	72.4E	72.1	10	FOHT	7201-TA	72.4E	72.1	10
E7HT	7201-BFA	72.4B	72.1	15	FOHT	7201-UA	72.4E	72.1	10
E7HT	7201-BNA	72.4E	72.1	10	FOHT	7201-VA	72.4C	72.1	5
E7HT	7201-BTA	72.4C	72.1	5	FOHT	7201-YA	72.4D	72.1	5
E7HT	7201-BUA	72.4C	72.1	5	FOHT	7201-ZA	72.4D	72.1	5
E8HT	7201-FA	72.4F	72.1	5	FOHT	7201-BAA	72.4D	72.1	5
E8HT	7201-GA	72.4F	72.1	5	FOHT	7201-BBA	72.4D	72.1	5
E9HT	7201-GA	72.4B	72.1	15	FOHT	7201-BCA	72.4B	72.1	15
E9HT	7201-JB	72.4B	72.1	15	FOHT	7201-BDA	72.4B	72.1	15

GEARSHIFT TOWER

1990/
TRUCK SERIES 600/900

DESCRIPTION/RESTRICTIONS	PART NUMBER	GEARSHIFT TOWER PARTS LIST 2A THRU 2M												
		A	B	C	D	E	F	G	H	J	K	L	M	
BRACKET (SHIFT CONTROL LEVER)	7B013													
	D8HZ 7B013-A	A												
BUSHING (SHIFT LEVER)	7K192													
	D8HZ 7K192-A	A												
	D8HZ 7K192-B	A												
LEVER (GEARSHIFT)	7210													
Use w/gearshift assy. ident. E4HT 7B124-AA	E4HZ 7210-Y	A												
Use w/gearshift assy. ident. E4HT 7B124-BA	E4HZ 7210-Z	A												
SEAL (SHIFT LEVER)	7220													
	D8HZ 7220-A	A												
COLLAR (SHIFT LEVER SPRING)	7228													
	D8HZ 7228-A	A												
WASHER (SHIFT LEVER)	7K229													
	D8HZ 7K229-A	A												
	D8HZ 7K229-B	A												
SHAFT (SHIFT LEVER)	7340													
	D8HZ 7340-A	A												
NUT (SHIFT LEVER)	7K453													
	D8HZ 7K453-A	A												

REAR CROSS SHAFT HOUSING

1990/
TRUCK SERIES 600/900

DESCRIPTION/RESTRICTIONS	PART NUMBER	GEARSHIFT TOWER PARTS LIST 3A THRU 3M												
		A	B	C	D	E	F	G	H	J	K	L	M	
BREATHER (REAR CROSS SHAFT HOUSING)	C0TT 4022-A	A			D	E	F							
SHAFT (REAR CROSS)	7B009													
	C8HZ 7B009-A	A			D	E	F							
	D0HZ 7B009-A		B	C										
	D8HZ 7B009-A								H					
	D8HZ 7B009-B							G						
VENT ASSY. (HOUSING)	C7TZ 7034-A		B	C										
SCRAPER (REAR CROSS SHAFT)	D0TZ 7052-A		B											
SNAP RING (REAR CROSS SHAFT)	D2HZ 7064-A		B	C										
LEVER (REMOTE CONTROL SELECTOR UPPER)	7A081													
	C8HZ 7A081-J						F							
	C8HZ 7A081-G				D									
	C8HZ 7A081-K					E								
	C8HZ 7A081-H	A												
LEVER (REMOTE CONTROL SHIFT)	7A081													
	C8HZ 7A081-C						F							
	C8HZ 7A081-B	A			D									
	C8HZ 7A081-A					E								
HOUSING (REAR CROSS SHAFT)	7B102													
	C8HZ 7B102-B	A			D	E	F							
	D0HZ 7B102-A		B											
	D8HZ 7B102-A			C										
	D8HZ 7B102-C								H					
	D4HZ 7B102-A							G						
FINGER (SHIFT CONTROL INNER)	7B109													
	D0HZ 7B109-B		B	C										
	C2TZ 7B109-A	A												
	D4HZ 7B109-B							G	H					
GASKET (REMOTE CONTROL HOUSING)	D0HZ 7207-A		B	C										
	D4HZ 7207-B							G	H					
SHAFT (FIRST and REVERSE SHIFT)	D0HZ 7240-C						F							
BOOT (CROSS SHAFT)	7E242													
Front	D0HZ 7E242-B		B	C										
Rear	D0HZ 7E242-A		B	C										
Kit	D4HZ 7E242-A							G	H					
Seal (Control Rod Oil)	B4Q 7288-A							2	2					
COVER (REMOTE CONTROL HOUSING)	D0HZ 7B332-B		B	C										
	D4HZ 7B332-A													
	D4HZ 7B332-C							G	H					
SHAFT (OUTER SHIFT FRONT)	D0HZ 7358-N		B	C										
	D4HZ 7358-F							G	H					
BUSHING (OUTER SELECTOR SHAFT)	D0TZ 7808-A		2	2										
FINGER (SHIFTING OUTER)	D0HZ 7810-A		B	C										
	D4HZ 7810-A													
	D8HZ 7810-A							G	H					
FINGER (SHIFT CONTROL INNER)	7811													
	B7QH 7811-B				D	E								
	B8QH 7811-B					F								
	B7QH 7811-A					F								

1990/
TRUCK SERIES 600/900

REAR CROSS SHAFT HOUSING

DESCRIPTION/RESTRICTIONS	PART NUMBER	GEARSHIFT TOWER PARTS LIST 3A THRU 3M												
		A	B	C	D	E	F	G	H	J	K	L	M	
FINGER (FIRST and REVERSE SHIFT)	7813													
	B7QH 7813-A				D	E								
	D0HZ 7813-A						F							
Bolt-hex. head-5/16"-18 x 3/4"	20346-S8(B-50)		4											
Nut-hex.-1/2"-20	33943-S8(M-36)				D									
Nut-hex.-1/2"-13	33845-S8(M-57)				D	E								
Nut-hex. head jam-3/8"-24	33925-S7(M-33)		4											
Nut-hex. head-3/8"-24	34445-S7-8(M-80)		4											
Lockwasher-5/16"	34806-S7(X-64)		4											
Lockwasher 1/2"	34809-S8(X-68)				D	E								
Plug-expansion-1 1/16"	74118-S(P-6)	A			D	E	F							
Plug-expansion-1 1/8"	★ 74119-S		B	C										
Key-woodruff-3/16" x 7/8"	★ 74180-S	A			D	E	F							
Fitting-tube-1/8"-27	87901-S8(I-1)	2			2	2	2							
Snap ring	97535-S(Q-1-X)	A			D	E	F							
Bolt-hex. head-7/16"-20 x 1 5/8"	359656-S8(BB-364)	2	B	C	2	2	2							
Plug-expansion-33/64"	359674-S(PP-68)				D	E								
Bolt-hex. head-1/2"-20 x 1 5/8"	359686-S(BB-475)				D									
Bolt-hex. head-7/16"-20 x 1 1/16"	371073-S(BB-539)		B	C										
Retainer-1 27/32"	371362-S(QQ-20)				D	E	F							
Pin-groove-5/16" x 1 3/4"	372538-S(NN-73)	A			D	E	F							
Pin-groove-5/16" x 1 1/4"	373794-S(NN-80-F)				D	E								
Stud-3/8"-16 and 3/8"-24 x 1 5/8"	376282-S2(WW-32)		4											
Bolt-hex. head-1/2"-13 x 2 1/16"	381857-S8(BB-475-A)				D	E	F							
Clamp	★ 383524-S		B	C										

NOTICE: When the parts list suffix is shown in the quantity required column, the quantity is one (1).

GEARSHIFT TOWER

1990/
TRUCK SERIES 600/900

DESCRIPTION/RESTRICTIONS	PART NUMBER	GEARSHIFT TOWER PARTS LIST 4A THRU 4M												
		A	B	C	D	E	F	G	H	J	K	L	M	
HOUSING (GEARSHIFT LEVER) 7203														
	D6TZ 7203-A				D									
	D2HZ 7203-A		B											
	D6TZ 7203-C	A												
	E7HZ 7203-A			C										
	D4HZ 7203-A					E								
Use with E8HT 7201-GA	E9HZ 7203-A						F							
Use with E8HT 7201-FA	E9HZ 7203-B						F							
Plug-welch	★376659-S	A												
GASKET (GEARSHIFT HOUSING CAP) 7207														
	B7QH 7207-A					E								
LEVER (GEARSHIFT) 7210														
Use w/Tower assy. ident. D5HA 7201-HA	D5HZ 7210-D					E								
Use w/Tower assy. ident. D5HA 7201-GA	D5HZ 7210-E					E								
Use w/Tower assy. ident. E3HT 7201-CA	E3HZ 7210-D	A												
Use w/Tower assy. ident. E3HT 7201-LA	E4HZ 7210-L		B											
Use w/Tower assy. ident. E3HT 7201-SA	E4HZ 7210-P		B											
Use w/Tower assy. ident. E7HT 7201-BA	E7HZ 7210-V			C										
Use w/Tower assy. ident. E7HT 7201-HB	E7HZ 7210-TA				D									
Use w/Tower assy. ident. E7HT 7201-JA	E7HZ 7210-E				D									
Use w/Tower assy. ident. E7HT 7201-MA	E7HZ 7210-W			C										
Use w/Tower assy. ident. E7HT 7201-YA	E7HZ 7210-T				D									
Use w/Tower assy. ident. E7HT 7201-ACA	E7HZ 7210-K				D									
Use w/Tower assy. ident. E7HT 7201-ALA	E7HZ 7210-X			C										
Use w/Tower assy. ident. E7HT 7201-ATA	E7HZ 7210-AS					E								
Use w/Tower assy. ident. E7HT 7201-BFA	E7HZ 7210-U		B											
Use w/Tower assy. ident. E7HT 7201-BNA	E7HZ 7210-A					E								
Use w/Tower assy. ident. E7HT 7201-BTA	E7HZ 7210-WA			C										
Use w/Tower assy. ident. E7HT 7201-BUA	E7HZ 7210-XA			C										
Use w/Tower assy. ident. E8HT 7201-FA	E9HZ 7210-T						F							
Use w/Tower assy. ident. E8HT 7201-GA	E9HZ 7210-S						F							
Use w/Tower assy. ident. E9HT 7201-GA	E9HZ 7210-L		B											
Use w/Tower assy. ident. E9HT 7201-JB	E9HZ 7210-E		B											
Use w/Tower assy. ident. E9HT 7201-KB	E9HZ 7210-F		B											
Use w/Tower assy. ident. E9HT 7201-NA	E9HZ 7210-G				D									
Use w/Tower assy. ident. E9HT 7201-RA	E9HZ 7210-H			C										
Use w/Tower assy. ident. E9HT 7201-SA	E9HZ 7210-M		B											
Use w/Tower assy. ident. E9HT 7201-TA	E9HZ 7210-N		B											
Use w/Tower assy. ident. FOHT 7201-AA	FOHZ 7210-E		B											
Use w/Tower assy. ident. FOHT 7201-BA	FOHZ 7210-F		B											
Use w/Tower assy. ident. FOHT 7201-CA	FOHZ 7210-G		B											
Use w/Tower assy. ident. FOHT 7201-DA	FOHZ 7210-H		B											
Use w/Tower assy. ident. FOHT 7201-EA	FOHZ 7210-J		B											
Use w/Tower assy. ident. FOHT 7201-FA	FOHZ 7210-K		B											
Use w/Tower assy. ident. FOHT 7201-GA	FOHZ 7210-L		B											
Use w/Tower assy. ident. FOHT 7201-HA	FOHZ 7210-M		B											
Use w/Tower assy. ident. FOHT 7201-JA	FOHZ 7210-N		B											
Use w/Tower assy. ident. FOHT 7201-KA	FOHZ 7210-P		B											
Use w/Tower assy. ident. FOHT 7201-LA	FOHZ 7210-R		B											
Use w/Tower assy. ident. FOHT 7201-MA	FOHZ 7210-S		B											
Use w/Tower assy. ident. FOHT 7201-NA	FOHZ 7210-T		B											
Use w/Tower assy. ident. FOHT 7201-RA	FOHZ 7210-C					E								
Use w/Tower assy. ident. FOHT 7201-SA	FOHZ 7210-D					E								
Use w/Tower assy. ident. FOHT 7201-TA	FOHZ 7210-A					E								
Use w/Tower assy. ident. FOHT 7201-UA	FOHZ 7210-B					E								

1990/
TRUCK SERIES 600/900

GEARSHIFT TOWER

DESCRIPTION/RESTRICTIONS	PART NUMBER	GEARSHIFT TOWER PARTS LIST 4A THRU 4M												
		A	B	C	D	E	F	G	H	J	K	L	M	
LEVER (GEARSHIFT)	7210 -- Cont'd													
Use w/Tower assy. ident. FOHT 7201-VA	FOHZ 7210-U			C										
Use w/Tower assy. ident. FOHT 7201-YA	FOHZ 7210-V				D									
Use w/Tower assy. ident. FOHT 7201-ZA	FOHZ 7210-W				D									
Use w/Tower assy. ident. FOHT 7201-BAA	FOHZ 7210-X				D									
Use w/Tower assy. ident. FOHT 7201-BBA	FOHZ 7210-Y				D									
Use w/Tower assy. ident. FOHT 7201-BCA	FOHZ 7210-Z		B											
Use w/Tower assy. ident. FOHT 7201-BDA	FOHZ 7210-AA		B											
SPRING (LOW and REVERSE GATE PLUNGER)	C8TZ 7219-A	A												
	7EQ 7219	A												
Washer-flat-5/16"	44722-SB(X-19)	A												
CAP (GEARSHIFT LEVER HOUSING)	7220													
	B8QH 7220-A		B											
	TGAA 7220-A	A		C	D		F							
Steel	B7QH 7220-A					E								
Rubber	C6TZ 7220-A					E								
TRUNNION (GEARSHIFT LEVER)	B8QH 7221-A													
PIN (GEARSHIFT LEVER)	7EQ 7221-A	2		2	2									
Pin Pivot	EOHZ 7221-A		B											
Pin Pivot -- 1 11/16" long-3/8-24 thd	E1HZ 7221-A													
	E9HZ 7221-A						2							
SPRING (GEARSHIFT LEVER)	7227													
	B8QH 7227-A		B											
	C6TZ 7227-D	A												
	C8TZ 7227-A			C	D		F							
	B7QH 7227-A					E								
SEAT (GEARSHIFT LEVER SPRING)	7228													
	B8QH 7228-A		B											
	TGAA 7228-A	A		C	D									
	E9HZ 7228-A						F							
	B7QH 7228-A					E								
Pin-5/32" x 1 1/16"	370583-S (NN-141)					E								
SHAFT (GEARSHIFT LEVEL)	7240													
	B7QH 7240-A					E								
Snap ring-2 9/16" I.D. x 2 13/32" O.D.	370582-S (QQ-61)					E								
PLUNGER (GEARSHIFT LEVER)	7247													
	C8TZ 7247-A	A												
Nut-hex. head-5/16"-24	33798-SB(M-62)	A												
Pin-cotter-1/16" x 3/4"	72015-S(N-40)	A												
ARM (GEARSHIFT ROCKER)	C8TZ 7410-A	A												
Ball-3/8" steel	372720-S(AA-11)		B											

NOTICE: When the parts list suffix is shown in the quantity required column, the quantity is one (1).

1990/
TRUCK SERIES 600/900

SECTION 75 1

YEAR	MODEL / RESTRICTIONS	TRANS		PART NUMBER	DESCRIPTION	QTY.
		SPD.	TYPE			
7C500 BRACE (TRANSMISSION CLUTCH PEDAL SUPPORT)						
90	CL-CLT900	All	All	D8HZ 7C500-A		1
7505 HOUSING (CLUTCH) - Also refer to group 6392 and Transmission Parts List Section 70, Page 1						
90	B-F-FT600/800	5	Clark	E4HZ 7505-B	FS3005 trans.	1
90	B,F,FT600/800 - - 370,429 gas	5		D9HZ 7505-D	W/Spicer CM60 trans.	1
7R505 WASHER (CLUTCH PRESSURE PLATE SPRING)						
90	B-F-FT-L-LT-LTS-LN-LNT600/900			E7HZ 7R505-A		1
90	CF600/800					1
7506 SHAFT (BRAKE and CLUTCH PEDAL)						
90	B-F600/800	All		E0HZ 7506-A		1
90	C-CT800	All		E4HZ 7506-A	6 19/64" long	1
90	C-CT800	All		E4HZ 7506-B	1 31/32" long	1
90	CF600/700	5	Clark	E6HZ 7506-A		1
90	L-LT-LN-LNT600/900	All		D0HZ 7506-A	12 1/4" long x 5/8" O.D.	1
90	CL-CLT900	All		D8HZ 7506-A		1
7B506 ARM (CLUTCH RELEASE SHAFT ADJUSTING)						
90	B-F-FT600/900			E7HZ 7B506-B	#E6HT 7B506-AA, with push type clutch	1
90	L-LT-LTS-LN-LNT600/900					
7507 BRACKET ASSY. (CLUTCH RELEASE EQUALIZER TO FRAME)						
90	B-F600/800 - - 8 cyl. gas	All		E0HZ 7507-A	Incl. ball stud	1
90	B-F-FT600/800 - - 8 cyl. diesel	All		E0HZ 7507-B	Incl. ball stud	1
90	LN-LNT800 - - 636 cat.	5,10		E2HZ 7507-A	Incl. ball stud, #E2HT 7507-AA-use with Fuller 6610, 6613, Dana CM60 and Clark 5005 series	1
90	LN-LNT700/800 - - 6.6,7.8L	13				
90	L-LT-LTS800 - - 636 Cat.					1
7A507 ROD (CLUTCH SLAVE CYLINDER PUSH) - also refer to trans. Parts List, Sect. 70, Page 1						
90	CL-CLT900 - - w/Hyd. cl. cntl.	All	All	D9HZ 7A507-E	Approx. 7.92" long	1
7508 BUSHING (CLUTCH RELEASE SHAFT)						
90	LN600/700			C3TZ 7508-A	Clutch control bellcrank- 7/8" I.D. x 1" O.D. x 1" long	1
90	CF600/800	All		E7HZ 7508-A		1
7508 BUSHING (CLUTCH PEDAL SHAFT)-Also refer to trans. Parts List, Sect. 70, Page 1						
90	L-LT-LTS800/900, LN-LNT600/900	All		D0HZ 7508-A	5/8" I.D. x 7/8" long	2
90	C-CT800					2
7A508 CYLINDER (CLUTCH SLAVE)						
90	C-CT800 - - 3208 Turbo	All		E4HZ 7A508-A		1
90	C-CT800	All		20450-S	(B-106)-bolt (cyl. to clutch housing)- 7/16"-14 x 1 3/8"	2
				34808-S8	(X-67)-lockwasher-7/16"	1
				20388-S8	(B-80)-bolt (cyl. to clutch housing)- 3/8"-16 x 1"	1
				34807-S8	(X-66)-lockwasher-3/8"	1
90	CF600/800 - - exc 6610/13 trans	All		E8HZ 7A508-A		1
90	CF600/800 - - 6610/13 trans	10,13	Fuller	E8HZ 7A508-B		1
90	CL-CLT900	All		E2HZ 7A508-B		1
7510 SHAFT (CLUTCH RELEASE)						
90	C-CT800 - - 3208 Turbo	All		E2HZ 7510-A	#E2HT-AA, 7 9/16" long	1
90	CF600/800 - - exc. 6610/13 trans.	All		E7HZ 7510-H		1
90	CF600/800 - - 6610/13 trans.	10,13	Fuller	E8HZ 7510-E		1
90	B-F-FT600/900 - - 6.6,7.8L engs	All		E9HZ 7510-A	#E9HT 7510-EA	1
90	L-LT-LTS-LN-LNT700/900 - - 6.6, 7.8L engs.	10,13	Fuller	E8HZ 7510-D	#E8HT 7510-DA, with 6610/13 trans.	1
90	L-LT-LTS-LN-LNT700/900 - - Cat., 855 Cum. Diesel	All		E7HZ 7510-C	#E6HT 7510-AA	1
90	LTL900 - - 855, 893	All				1
90	L-LT-LTS-LNT900 - - Cum. L-10	All				1

JULY, 1989

COPYRIGHT © 1989-

FORD MOTOR
COMPANY

-DEARBORN, MICHIGAN

NEW ISSUE

1990/
TRUCK SERIES 600/900

YEAR	MODEL / RESTRICTIONS	TRANS		PART NUMBER	DESCRIPTION	QTY.
		SPD.	TYPE			
7510 SHAFT (CLUTCH RELEASE) — Cont'd						
90	L-LT-LTS-LN-LNT900 -- 6 cyl. 893 Cat. diesel	All		D4HZ 7510-A	#D4HA 7510-CA-7 3/4" long-att. to 7B570 & 7511	1
90	LNT900 -- Cumrs. L-10	All	All			1
90	LN-LNT900 -- 14.6L eng	All		E8HZ 7510-A	#E8HT 7510-AA, 8.75" long	1
90	LTL900 -- 855,893 diesel	All		E1HZ 7510-A	#E1HT 7510-AA, 1" O.D. x 8 5/8" long	1
90	CL-CLT900 -- w/Mech cl cntrl	All		D8HZ 7510-A	Approx 8 1/2" long-att to 5A118 Frame brkt.	1
				D8HZ 7510-D	Approx 5 5/32" long-7515 to 7B564	1
90	CL-CLT900	7	Spicer	E2HZ 7510-B	#E1HT-DA, approx. 8 3/8" long	1
7511 LEVER (CLUTCH RELEASE SHAFT) - Also refer to group 7B552						
90	B-F-FT600/900 -- 6.6, 7.8L eng.	All		E9HZ 7511-A	#E9HT 7511-EA	
90	L-LT-LTS-LN-LNT800/900 -- 6.6, 7.8L eng.	All				
90	B-F600/800 -- 8 cyl. diesel	All		E0HZ 7511-A	#E0HT 7511-BA, E3HT-KA	1
90	F-FT800/900	5	Spicer		CM5510 trans.	1
90	C-CT800 -- 3208 Turbo	All		E2HZ 7511-A	#E2HT 7511-CA, no splines	1
90	CF600/800 -- exc. 6610/13 trans.	All		E7HZ 7511-J		1
90	CF600/800 -- 6610/13 trans.	10,13	Fuller	E8HZ 7511-C		1
90	L-LT-LS-LTS800 -- 636 Cat.	All		E7HZ 7511-H	#E6HT 7511-FA, E7HT 7B552-KA	1
90	LNT900 -- L10 diesel			D0HZ 7511-E	#D0HA 7511-T 7 1/2" center to center of holes-no splines	1
90	L-LT-LTS900 -- 6 cyl. 893 Cat. diesel	All		D4HZ 7511-A	#D4HA 7511-FA-no splines	1
90	LN-LNT900 -- L10 diesel					1
90	L-LT-LTL900 -- L10 diesel					1
90	L-LT-LTS-LN-LNT900 -- 6 cyl. diesel	All		E7HZ 7511-C	#E6HT 7511-AA, E7HT 7B552-FA	1
90	LTL900	All		E7HZ 7511-D	#E6HT 7511-BA, E7HT 7B552-JA	1
90	LNT900 -- L10 diesel	All		E7HZ 7511-E	#E6HT 7511-CA, E7HT 7B552-GA	1
90	L-LT-LTS-LN-LNT900 -- 893 Cat.	All		E7HZ 7511-F	#E6HT 7511-DA, E7HT 7B552-HA	1
90	LN-LNT900 -- 10.5L (3306)	All		E9HZ 7511-B	#E8HT 7511-FA, E8HT 7B552-CA	1
90	CL-CLT900 -- 855 Cum., 3406 Cat. (Mech. cl. cntls.)	All		E4HZ 7511-A	#E0D8HT 7B552-CA, E4HT-BA	1
90	CL-CLT900 -- Hyd. cl. cntls.	All		D8HZ 7511-H	#D8HT 7B552-BA	1
7A512 TUBE ASSY. (CLUTCH MASTER CYLINDER TO SLAVE CYLINDER)						
90	C-CT800	All		D2HZ 7A512-A	123" developed length - 1/4" steel tube & rubber hose	1
90	C-CT800 -- 3208 Turbo	All		E2HZ 7A512-A	#E2HT 7A512-BA	1
90	CL-CLT900 -- Cum. & Cat. Diesels w/Hyd cl cntrls	All		D8HZ 7A512-C	#D7HT 7A512-FB,FC,FD	1
90	CL-CLT900 -- Hyd cl cntls	All		D8HZ 7A512-B	#D7HA 7K590-BB,BC-Front	1
7B512 FITTING (CLUTCH RELEASE BEARING LUBE)						
90	CL-CLT900	All	Fuller	D8HZ 7B512-A		1
7513 SHIELD ASSY. (CLUTCH RELEASE LEVER DUST)						
90	B-F-FT600/800	5	Clark	D9HZ 7513-A	FS3005 trans.	1
90	B,C,F,L-LN-LNT-LT-LTS 600/800 -- 370,429 gas	5		D9HZ 7513-B	w/CM-60 trans.	1
7A513 CUP (CLUTCH SLAVE CYLINDER PISTON) - Serv. in 7560 kit & 7A507 or 7A508 Assy.						
7B513 HOSE ASSY. (CLUTCH RELEASE)						
90	B-C-F-L-LN-LNT-LT-LTS 600/800 -- Diesel	All		C8TZ 7B513-A	approx. 10" long	1
90	F-FT800/900	5	Spicer			1
7A514 PISTON (CLUTCH SLAVE CYLINDER) - Serv. in 7A507 or 7A508 Assy.						

1990/
TRUCK SERIES 600/900

YEAR	MODEL / RESTRICTIONS	TRANS		PART NUMBER	DESCRIPTION	QTY.
		SPD.	TYPE			
7515 LEVER ASSY. (CLUTCH RELEASE)						
90	CF600/700 -- 6.6, 7.8L engs.	All		E8HZ 7515-A		1
90	B-F-FT600/800 -- 6.6, 7.8L engs.	All				1
90	L-LT-LTS-LN-LNT600/800 -- 6.6, 7.8L engs.	All				1
90	C-CT800 -- 3208 w/o Turbo			D0HZ 7515-A	#D0HA 7541-B, "U" shape - 3 3/8" span	1
90	L-LN-LNT-LT-LTS800/900 -- 8 cyl. gas	10,13				1
90	F-FT800/900	5	Spicer			1
90	L-LT-LTS-LN-LNT800 -- 636 Cat.	5	Clark			1
90	B-F600/800	5	Clark	D9HZ 7515-A	FS3005 trans.	1
90	B,C,F,L-LN-LNT-LT-LTS 600/800 -- 370, 429 gas	5		D9HZ 7515-B	w/Spicer CM-60 trans.	1
90	L-LN-LNT-LT-LTS900 -- diesel	All		C6TZ 7515-A	"U" shape-8" long	
90	C-CT800 -- 3208 Turbo					1
90	CL-CLT900 -- Mech. cl. cntls.	All	All		All	1
90	LTS900	All				1
90	B-F-FT700/800 -- 636 Cat.	All				1
90	B-F-FT600/800 -- 6.6L, 7.8L engs.	All	All			1
90	L-LT-LTL900 -- L10 diesel					1
90	LNT900 -- Cumms L-10	All	All			1
90	L-LT-LTS-LN-LNT800 -- 636 Cat.	5,10	All			1
90	CL-CLT900	All		E2HZ 7515-B	#D7HT 7515-AB, E2HT 7515-AA	1
7A515 PISTON ASSY. (CLUTCH SLAVE CYLINDER) - Serv. in 7A507 or 7A508 Assy.						
7K516 TUBE ASSY. (CLUTCH SLAVE CYLINDER ACTUATOR)						
90	CF600/800	All	All	E7HZ 7K516-B		1
7517 BUSHING (CLUTCH RELEASE EQUALIZER SHAFT)						
90	B-F-FT600/900	5		C2TZ 7517-A	7/8" I.D. x 1" O.D. x 19/32" long split	4
90	L-LN-LNT-LT-LTS600/900	All		D0HZ 7517-B	#Bronze-5/8" I.D. x 1" O.D. x 15/16" long	4
90	B-F-FT600/900	All				4
7519 PEDAL (CLUTCH)						
90	C-CT800	All		E4HZ 7519-A		1
90	CF600/800	All		E6HZ 7519-A		1
90	B-F-FT600/900(81) -- reg. cab	All	All	E7HZ 7519-A	#E7HT 7519-AA, E0HT-DA	1
90	B-F-FT600/900(84) -- cowl cab	All	All	E7HZ 7519-B	#E7HT 7519-BA, E0HT-EA	1
90	L-LT-LTS-LN-LNT800/900	All		E8HZ 7519-A	#E8HT 7519-CA, D0HA 7519-F	1
90	CL-CLT900	All		D8HZ 7519-A		1
7A519 LEVER (CLUTCH RELEASE IDLER)						
90	CL-CLT900 -- 855 Cumms, Cat. dsl.	All		D8HZ 7A519-F	Lower	1
90	CL-CLT900	All		D8HZ 7A519-C	Upper	1
7521 ROD (CLUTCH PEDAL to IDLER LEVER)						
90	B-F-FT600/800, 6.1, 7.0L Gas	All	All	E4HZ 7521-C		1
90	F-FT800	5	Spicer	E7HZ 7521-D		1
90	B-F-FT600/900	All		E8HZ 7521-B	#E8HT 7B560-AA	1
7521 ROD (CLUTCH PEDAL to BELLCRANK)						
90	L-LT-LTS-LN-LNT600/800	All		D0HZ 7521-J	1/2" dia. rod x 12 1/4" long-incl. nut and clevises	1
90	F-FT800/900	5	Spicer			1
7521 ROD (CLUTCH RELEASE LEVER)						
90	B-F-FT600/900 -- 6.6, 7.8L eng.	All		F0HZ 7521-A	#F0HT 7530-AA	1
90	L-LT-LTS-LN-LNT700/900 -- 6.6, 7.8L engs.	All		E7HZ 7521-B	#E7HT 7530-BB, 14.80mm lg. hole to hole	1
90	B-F-FT600/900 -- 6.6, 7.8L engs.	All		E7HZ 7521-C	#E7HT 7530-CB, 127mm lg. hole to hole	1
90	L-LT-LTS-LN-LNT700/900 -- 6.6, 7.8L engs.	All	All			1

1990/
TRUCK SERIES 600/900

YEAR	MODEL / RESTRICTIONS	TRANS		PART NUMBER	DESCRIPTION	QTY.
		SPD.	TYPE			
7521 ROD (CLUTCH RELEASE LEVER) — Cont'd						
90	B-F600/800 -- 370,429 gas	4,5		E8HZ 7521-D	#D0TA 7521-Y,D9HT-AA E4HT 7521-BA,CA-E7HT-EA-12 1/2" overall length x 3/8"-24 thread w/Clark w/Clark 280, 390 Spicer CM 50, 60 trans.	1
90	LN700 -- gas	5	CM50, CL390			1
90	B-F-FT600/800 -- gas	5	All			1
90	L-LT-LTS-LN-LNT600/900 -- All eng.				All trans. except 6610, 6613, 5510	1
90	L-LN-LNT-LT-LTS900 -- gas	10, 13		D0HZ 7521-G	15" long-incl. clevises and nuts-use with 610 & 613 trans.	1
90	LL-LTL900 -- L-10					1
90	L-LT-LTS-LN-LNT900 -- L-10	All		E7HZ 7521-E	#E7HT 7530-GA-approx. 17 1/2" long	1
90	L-LT-LTS900 -- 6 cyl. Cum. & Cat. diesel	All		D0HZ 7521-C	22 3/8" long-incl. clevises and nuts	1
90	LN-LNT900 -- 6 cyl. Cum. diesel	All		D0HZ 7521-D	32 3/8" long-incl. clevises and nuts	1
90	LN-LNT900 -- L-10 diesel	All		E4HZ 7521-A	#E4HT 7530-AA	1
90	LN-LNT900 -- 14.6L diesel					1
90	LTL900 -- 893 Cat., 855 Cums	8,9 10		E1HZ 7521-A	#E1HT 7530-AA, 15 1/2" long incl. clevises and nuts	1
90	LN-LNT900 -- 10.5L(3306)	All		E9HZ 7521-A	#E8HT 7530-CA, approx. 28.54" long	1
90	CL-CLT900 -- Cum. & Cat. dsl.	All		D8HZ 7521-E	Rear	1
90	CL-CLT900 -- 10L eng.	All		E8HZ 7521-A	Rear, #E8HT 7B643-AA,AB	1
7522 TRUNNION (CLUTCH RELEASE LEVER)						
90	CF600/800			TAAA 7522-A	9/16"-12 x 1 43/64" overall length-trunnion	1
90	LTL900 -- 10L eng.	All		E7HZ 7522-A	E7HT 7522-AA	1
7523 SPRING (CLUTCH RELEASE RETRACTING) - Also refer to group 9737						
90	C-CT800 -- 3208 Turbo	All		E2HZ 7523-B	#Orange-approx. 21 coils, 7511 to 7542	1
90	LTL900 -- L10 eng.	All		E7HZ 7523-A		1
90	CF600/800	10,13	Fuller	E8HZ 7523-A		1
90	C-CT-L-LN-LNT-LT-LTS800/900 -- gas	All		D0HZ 7523-E	#Black-5/8" O.D.-clutch release-7548 to 7505 1 27/64" free length	2
90	L-LT-LTS-LN-LNT800 -- diesel				att. 7548 to stud on 7505	2
90	B-F600/800 -- 8 cyl. diesel	All				1
90	F-FT800/900	All		E3HZ 7523-B	#Orange, 152.5mm free length, use with RT6610, 6613 trans	1
90	C-CT800 -- Cat. diesel	All		C8HZ 7523-A	Clutch release-4" free length-25 coils	1
90	L-LN-LNT-LT-LTS800 -- diesel, L-LN-LNT-LT-LTS900 -- 8 cyl. gas	All		D0HZ 7523-C	#Green-1" O.D.-clutch release-6 27/64" free length	1
90	B-F600/800 -- 8 cyl. gas	All			att. 7542 to 7515	1
90	B-F600/800 -- 8 cyl. diesel	All			att. 7542 to 7542	1
90	L-LT-LTS-LN-LNT800 -- 636 Cat.	5,10		E2HZ 7523-A	#Brown-approx. 47 coils, 6 9/32" free length	A/R
90	L-LT-LTS-LN-LNT700/900 -- 6.6, 7.8L	13				A/R
90	B-F-FT600/800 -- 6.6,7.8L eng.					
90	LN600/700 -- 8 cyl. gas	All		D0HZ 7523-D	#Red-13/16" O.D.-clutch release-7 1/16" free length	1
90	L-LN-LNT-LT-LTS900-diesel	All				1
90	L-LT-LN-LNT900 -- 6 cyl. 893 Cat	All				1
90	LTL900 -- 855,893	All				1
90	LNT900 -- L-10 diesel	All		E4HZ 7523-A	#Red paint	1
90	CL-CLT900 -- Mech cl cntls	All		D0HZ 7523-C	#Green-1" O.D. - clutch rel-6 27/64" free length	1
90	CL-CLT900 -- Hyd cl cntls	All		D8HZ 7523-B	Approx. 3 23/32" long-15 1/4 coils-att. to cl pedal	1
90	CL-CLT900 -- Hyd cl cntls	All		D8HZ 7523-C	Approx. 3 29/32" long-30 coils	1
7A525 NUT (CLUTCH RELEASE LEVER ADJUSTING)						
90	B-F600/800			C7TZ 7A525-A		1
90	L-LT-LTS-LN-LNT600/800					
7526 BUSHING (CLUTCH PEDAL to IDLER LEVER ROD)						
90	B-F600/800	All		D8TZ 7526-B	Nylon-7/16" I.D.-attach 7521 to 7528	2
90	B-F600/800 -- Diesel	All		E0HZ 7526-A	Steel and Fiber -- 7/16" I.D. 33/64" O.D. Attach 7519 to 7521	1

1990/
TRUCK SERIES 600/900

YEAR	MODEL / RESTRICTIONS	TRANS		PART NUMBER	DESCRIPTION	QTY.
		SPD.	TYPE			
7528 BAR ASSY. (CLUTCH RELEASE EQUALIZER)						
90	F-FT800/900	All		E3HZ 7528-D	#E3HT 7528-HA, E5HT-EA, use with RT6610, 6613 trans.	1
90	B-F600/800 -- 8 cyl. gas	All		E0HZ 7528-A	#E0HT 7528-AA, E5HT-BA,AA	1
90	L-LT-LTS-LN-LNT700/900 -- 6.6, 7.8L eng.	All		E7HZ 7528-B	#E7HT 7528-BA	1
90	L-LT-LTS-LN-LNT800/900 -- 6.6, 7.8L eng.	10,13	Fuller	E8HZ 7528-A	#E8HT 7528-AA, with 6610/13 trans.	1
90	LN-LNT800 -- 636 Cat.	5,10		E2HZ 7528-A	#E2HT 7528-BA	1
90	LN-LNT700/800 -- 6.6, 7.8L					1
7A533 BOOT (CLUTCH ROD)						
90	CL-CLT900 -- Mech cl cntl	All		D8HZ 7A533-A		1
90	B-F-FT600/900	All		D5UZ 7A533-A		1
90	L-LT-LTS-LN-LNT600/900	All		3513	Part of Steering Col. boot	1
7B539 SPACER (CLUTCH RELEASE LEVER ADJUSTING)						
90	CL-CLT900 -- Mech cl cntl	All		D8HZ 7B539-A	4 1/4" x 2 1/4"	1
7A541 ROD (CLUTCH MASTER CYLINDER PUSH)						
90	CL-CLT900 -- Hyd. cl. cntls.	All		D8HZ 7A541-A		1
7542 BRACKET (CLUTCH RELEASE EQUALIZER BAR RETRACTING SPRING) - If not listed below improvise						
90	L-LN-LNT-LT-LTS900 -- 6 cyl. diesel	7	Spicer	D4HZ 7542-A	#D4HA-DA, D5HA-DA, D8HT-AA	1
90	LNT900 -- Cums. L-10	All	All			1
90	L-LT-LTL900 -- L-10 diesel					1
90	LS-LTS900 -- 6.6, 7.8L eng. standard and reinf. frame	All		E9HZ 7542-A	#E9HT 7542-FA	1
90	LS-LTS900 -- 6.6, 7.8L eng. variable depth frame	All		E9HZ 7542-B	#E9HT 7542-GA	1
90	L-LT-LN-LNT900 -- 6.6, 7.8L eng. standard and reinf. frame	All		E9HZ 7542-C	#E9HT 7542-HA	1
90	LN-LNT900 -- 14L, 14.6L eng.	7	Spicer	E7HZ 7542-C	#E1HS 7542-BA, use with PS 140-7 trans.	1
90	CL-CLT900 -- Mech cl cntl	All		E4HZ 7542-A	#E1HT 7542-GA, E4HT 7542-DA	1
90	B-F600/800 -- 8 cyl. gas	All		E0HZ 7542-A		1
90	B-F-FT600/900 -- 6.6, 7.8L eng.	All		F0HZ 7542-A	#F0HT 7542-AA	1
90	LTL900 -- 855 Cums. 895 Cat.	All		E1HZ 7542-E		1
7A543 CYLINDER ASSY. (CLUTCH MASTER)						
90	C-CT800	All		C1TT 7A543-G	Incl. push rod	1
90	C-CT800	All		351816-S	(BB-224)-bolt (master cyl. to support)- 3/8"-24 x 2 1/2"	2
90	CF600/700	5	Clark	E6HZ 7A543-A		1
90	CL-CLT900 -- Hyd. cl. cntl.	All		E0HZ 7A543-A		1
7A544 BRACKET (CLUTCH SLAVE CYLINDER MOUNTING)						
90	C-CT800 -- Cat. diesel	All		E1HZ 7A544-A		1
90	CF600/700	5	Clark	E6HZ 7A544-B		1
90	CL-CLT900 -- Hyd. cl. cntl.	All		D8HZ 7A544-A		1
7K547 PLATE and PIN ASSY. (CLUTCH PRESSURE PLATE)						
90	B-F-FT-L-LT-LTS-LN-LNT600/900			E7HZ 7K547-A	Incl. 4 roll pins	1
90	CF600/800					1
7548 HUB and BEARING ASSY. (CLUTCH RELEASE) - Also refer to group 7580 and 7A605						
Note 1- Used with Fuller RT-610, RT-613 trans.-w/SAE flywheel housing						
Note 2- Used only with Dana (Spicer) 5000, 6000 series trans. & Clark 385						
90	B-C-F-L-LN-LNT-LT-LTS 600/800 -- diesel	All		E1HZ 7548-A	w/13" and 14" single plate clutch	1
90	B-F-FT600/800 -- gas	All		E1HZ 7548-D	Single plate clutch	1
90	B-FT600/800 -- gas	5		E1HZ 7548-C	13"-2 plate clutch	1
90	C-CT800 -- 8 cyl. 636 (3208) Cat. diesel	All		E1HZ 7548-B	With 13" and 14" two plate clutch	1
90	F-FT800/900	All			With Fuller RT6610, 6613	1

1990/
TRUCK SERIES 600/900

ENGINE			YEAR	MODEL/RESTRICTIONS	DISC		PLATE PART NUMBER
T Y P E	C Y L	C.I.D. OR LITRE			DIA. (INCHES)	PART NUMBER	
7550				DISC. ASSY. (CLUTCH)			
NOTES:				Disc and Pressure Plate sold only as remanufactured items			
				\$ Plate-clutch center drive \$ 2800 lb. load pressure,*3200 lb. load pressure,			
				£ 3600 lb. load pressure ■ Greasable bearing, □ Non-greasable bearing,			
				† Front (two plate clutch), ‡ Rear (two plate clutch) † Self Adj. clutch, #Non-self adj. clutch			
				◇ Ceramic to be used in sets, ◆ Non-ceramic to be used in sets			

B SERIES-See F SERIES

C-CF-CT SERIES							
D	8	636	90	C-CT800	14	◆ C8TZ 7550-D	◆ E2HZ 7563-N
D	8	636	90	C-CT800	14	† C8HZ 7550-C ‡ C8HZ 7550-D	C8HZ 7563-A \$ C8HZ 7563-B
D	8	636T	90	C-CT800	14	‡ ◇ E5HZ 7550-A † ◇ E5HZ 7550-B	\$ E5HZ 7563-A c ■ E5HZ 7563-C
D	6	6.6L	90	CF600/700	14	E7HZ 7550-D	E6HZ 7563-C
D	6	7.8L	90	CF700/800	14	E7HZ 7550-G	E8HZ 7563-G
D	6	7.8L	90	CF700/800 -- 5/6 spd. trans.	14	† E8HZ 7550-D ‡ E8HZ 7550-D	\$ E8HZ 7563-B E8HZ 7563-E
D	6	7.8L	90	CF700/800 -- 6610/13 spd. trans.	14	† E8HZ 7550-D ‡ E8HZ 7550-D	\$ E8HZ 7563-B E8HZ 7563-C

CL-CLT SERIES							
D	6	855	90	CL-CLT900 Cumm. Form & NTC	14	† ◆ E4HZ 7550-F ‡ ◆ E4HZ 7550-H † ◇ E0HZ 7550-E ‡ ◇ E0HZ 7550-F	\$ C1TZ 7563-A ◆ # E2HZ 7563-D ◇ c \$ E2HZ 7563-H ◆ c E2HZ 7563-G ◇ # E2HZ 7563-E
D	6	855	90	CL-CLT900 Cumm. Form & NTC	14	† ◆ E0HZ 7550-L ‡ ◆ E4HZ 7550-G † ◇ E0HZ 7550-N ‡ ◇ E0HZ 7550-P	\$ C1TZ 7563-A ◆ # E2HZ 7563-D ◇ c \$ E2HZ 7563-H ◆ c E2HZ 7563-G ◇ # E2HZ 7563-E
D	6	855	90	CL-CLT900 -- Super duty clutch Cumm. Form & NTC	14	† ◇ E4HZ 7550-A ‡ ◇ E5HZ 7550-H	\$ E4HZ 7563-A * # E2HZ 7563-D * c E2HZ 7563-G
D	6	855,3406	90	CL-CLT900 Cumm. Form & NTC Cat. 3406	15 1/2	† ◆ E4HZ 7550-J ‡ ◆ E4HZ 7550-K † ◇ E5HZ 7550-E ‡ ◇ E5HZ 7550-F	\$ C7TZ 7563-D # * E2HZ 7563-F c * E2HZ 7563-J c £ E2HZ 7563-K
D	6&8	855	90	CL-CLT900 Cumm. Form & NTC	15 1/2	† ◆ E4HZ 7550-L ‡ ◆ E4HZ 7550-M † ◇ E0HZ 7550-T ‡ ◇ E0HZ 7550-U	\$ C7TZ 7563-D # ◆ E2HZ 7563-F c ◇ E2HZ 7563-J c £ E2HZ 7563-K
D	6	855	90	CL-CLT900 -- NTC 315 H.P.	15 1/2	† ◇ E5HZ 7550-E ‡ ◇ E5HZ 7550-F	c ◇ E2HZ 7563-F \$ C7TZ 7563-D
D	6	14.6L	90	CL-CLT900	15 1/2	◇ ‡ E8HZ 7550-A ◇ † E8HZ 7550-B	# ◇ E8HZ 7563-A \$ C7TZ 7563-D

B and F SERIES

1 1/2" spline dia.

D	6	6.6L	90	B-F-FT600 -- FS4005 trans	14	◇ F0HZ 7550-A	◇ ■c F0HZ 7563-A
---	---	------	----	---------------------------	----	---------------	------------------

1990/
TRUCK SERIES 600/900

ENGINE			YEAR	MODEL/RESTRICTIONS	DISC		PLATE PART NUMBER
T Y P E	C Y L	C.I.D. OR LITRE			DIA. (INCHES)	PART NUMBER	
7550				DISC. ASSY. (CLUTCH) — Cont'd			
NOTES:				Disc and Pressure Plate sold only as remanufactured items \$ Plate-clutch center drive § 2800 lb. load pressure, *3200 lb. load pressure, £ 3600 lb. load pressure ■ Greasable bearing, □ Non-greasable bearing, † Front (two plate clutch), ‡ Rear (two plate clutch) † Self Adj. clutch, #Non-self adj. clutch ◇ Ceramic to be used in sets, ◆ Non-ceramic to be used in sets			
B and F SERIES							
1 3/4" spline dia.							
D	6	6.6,7.8L	90	B-F-FT600/900 -- Spicer system	14	◇ E5HZ 7550-J	■ c E5HZ 7563-B
D	6	6.6,7.8L	90	B-F-FT600/900 -- Spicer system	14	◇ † E5HZ 7550-B ◇ ‡ E5HZ 7550-A	■ c E5HZ 7563-C § E5HZ 7563-A
L-LN-LNT-LT-LTS-LTL SERIES							
1 3/4" Spline dia.							
D	6	6.6,7.8L	90	L-LT-LS-LTS-LN-LNT700/900 -- Spicer system	14	◇ E5HZ 7550-J	■ c E5HZ 7563-B
D	6	6.6,7.8L	90	L-LT-LS-LTS-LN-LNT700/900 -- Spicer system	14	◇ † E5HZ 7550-F ◇ ‡ E5HZ 7550-A	■ c E5HZ 7563-C § E5HZ 7563-A
2" Spline dia.							
D	6			L-LN-LNT-LT-LTS900	14	† ◇ D4HZ 7550-G	# § ◇ D4HZ 7563-C
		855 Cum., 893 Cat.	90 90			‡ ◇ D4HZ 7550-H † ◇ D4HZ 7550-D	c § ◇ D9HZ 7563-G § C1TZ 7563-A # * ◇ D4HZ 7563-B c * ◇ E1HZ 7563-A
		855 Cum., 893 Cat.	90 90	L-LN-LNT-LT-LTS900	15 1/2	‡ ◇ D4HZ 7550-C	§ C1TZ 7563-A
D	6	855	90	L-LT-LTS-LN-LNT900 -- Cums NTC/Form 270,300	14	† ◇ E0HZ 7550-C ‡ ◇ E0HZ 7550-D † ◇ E0HZ 7550-E ‡ ◇ E0HZ 7550-F	◇ c D8HZ 7563-E ◇ c D8HZ 7563-F ◇ # D8HZ 7563-C ◇ # D8HZ 7563-B § C2TZ 7563-A
D	6	855	90	L-LT-LTS-LN-LNT900 -- Cums NTC/Form 240	14	† ◇ E0HZ 7550-L ‡ ◇ E0HZ 7550-M † ◇ E0HZ 7550-E ‡ ◇ E0HZ 7550-F	◇ c D9HZ 7563-G ◇ c E1HZ 7563-A ◇ # D4HZ 7563-C ◇ # D4HZ 7563-B § C1TZ 7563-A
D	6	855	90	LTL900 -- Cum Form. & NTC300	14	† ◇ E0HZ 7550-C ‡ ◇ E0HZ 7550-D † ◇ E0HZ 7550-E ‡ ◇ E0HZ 7550-F	* ■ ◇ # D4HZ 7563-B * ■ ◇ c E1HZ 7563-A § ◇ # D4HZ 7563-C § ◇ c D9HZ 7563-G § C1TZ 7563-A
D	6	855,893	90	L-LT-LTL-LTS-LN-LNT900 -- Cat. 3406, Cums NTC/Form 270,300, 350,400	15 1/2	† ◇ E0HZ 7550-G ‡ ◇ E0HZ 7550-H † ◇ E5HZ 7550-E ‡ ◇ E5HZ 7550-F	# ■ D4HZ 7563-A # □ D8HZ 7563-D c ■ E1HZ 7563-B § C7TZ 7563-D
D	6	855	90	L-LT-LTS-LN-LNT900 -- Cums. NTC/Form 240	15 1/2	† ◇ E0HZ 7550-R ‡ ◇ E4HZ 7550-M † ◇ E5HZ 7550-E ‡ ◇ E5HZ 7550-F	# ■ D4HZ 7563-A # □ D8HZ 7563-D c ■ E1HZ 7563-B § C7TZ 7563-D
D	6	893	90	LTL900 -- Cat 3406, Cums NTC/ Form. 300,350,400,	15 1/2	† ◇ E0HZ 7550-G ‡ ◇ E4HZ 7550-K † ◇ E5HZ 7550-E ‡ ◇ E5HZ 7550-F	* # ■ D4HZ 7563-A * c ■ E1HZ 7563-B § C7TZ 7563-D
D	6	14.6L	90	LTL900	15 1/2	◇ ‡ E8HZ 7550-A ◇ † E8HZ 7550-B	# ◇ E8HZ 7563-A § C7TZ 7563-D
D	6	855	90	L-LT-LTS-LS-LL-LTL-LN-LNT900 -- NTC 315 H.P.	15 1/2	† ◇ E5HZ 7550-E ‡ ◇ E5HZ 7550-F	c ◇ E2HZ 7563-F § C7TZ 7563-D
D	6	610	90	LNT900 -- Cums L-10	14	† ◇ E0HZ 7550-C ‡ ◇ E0HZ 7550-D	* ■ ◇ # D4HZ 7563-B § C1TZ 7563-A

1990/
TRUCK SERIES 600/900

YEAR	MODEL / RESTRICTIONS	TRANS		PART NUMBER	DESCRIPTION	QTY.
		SPD.	TYPE			
7B552 LEVER ASSY. (CLUTCH RELEASE SHAFT) - Also refer to group 7511						
90	LN-LNT900 -- 14.6L eng	All		E8HZ 7B552-A	#E8HT 7B552-AA	1
7560 REPAIR KIT (CLUTCH SLAVE CYLINDER)						
90	C-CT800 -- gas	All		B8Q 7560-A	Use with 29/32" cyl.	1
CONSISTS OF						
	1-B7TZ 7A716-A		Boot	1-Snap ring	1-Cup	
	1-Piston					
90	CL-CLT900 -- Hyd cl cntl	All	All	D8HZ 7560-A		1
90	C-CT800	All	All			1
CONSISTS OF						
	1-D8HZ 7A513-B		Cup	1-TAAK 7821-A	Ret ring	
	1-TAJAA 7700-C		Boot			
90	CF600/700			E6HZ 7560-A		1
7B560 ROD ASSY. (CLUTCH VERTICAL CONTROL)						
90	L-LT-LTS800/900	All		D0HZ 7B560-C	#D0HA 7B560-Z-Blue Paint, 26 1/4" long	1
90	LN600/700 -- diesel	All			to eye of clevis x 3/8" dia. rod x 3/8"-	1
90	LN-LNT800 -- 8 cyl 370 gas	All			16 thread	1
90	LNT800/900 -- diesel					1
90	LN-LNT900 -- 6 cyl. Cummm. diesel w/o drop frame					1
90	L-LT-LN-LNT900 -- 6 cyl. Cat. diesel	All				1
90	LNT900 -- L10 diesel					1
90	L-LT-LTL900 -- L10 diesel					1
90	L-LT-LTS-LS800/900 -- 6.9,7.8L eng.					1
90	LN-LNT700/800 -- 636 cat.	5,10		E2HZ 7B560-A	#E2HT 7B560-BA, Brown Paint-use with Fuller 6610,6613 Dana CM50,60 trans.	1
		13				
90	LN-LNT800/900 -- 6.9,7.8L eng.					1
90	LTL900	All		E1HZ 7B560-A	#E1HT 7B560-EA, Orange Paint	1
90	CL-CLT900 -- Mech cl cntl	All	All	D8HZ 7B560-A		1
90	L-LT-LTS800/900, LN-LNT600/900	All		383536-S34	(FF-3)-clevis-adjustable (7B560 to 7528)-3/8"-16	1
7563 Refer to group 7550						
7564 COVER (CLUTCH HOUSING DUST) - Also refer to group 6366						
90	B-F600/800	5	Clark	D9HZ 7564-A	use w/Clark FS3005 trans.	1
90	B-C-F-L-LN-LNT-LT-LTS 700/800-370,429 gas	All		D9HZ 7564-B	use w/Spicer CM-60 trans., dual plate clutch	1
90	B-F600/700, C-LN-LNT600/800, L-LT-LTS800 -- 636, 501 diesels	5&10		C8TZ 7564-B	Use w/Clark 5005 series, Spicer CM-60 trans. push type clutch	1
90	CF600/700	5	Clark	E6HZ 7564-A		1
7B564 LEVER ASSY. (CLUTCH FORWARD RELAY TO VERTICAL ROD)						
90	CL-CLT900 -- Mech cl cntl	All	All	D8HZ 7B564-A		1
7B570 LEVER (CLUTCH VERTICAL CONTROL)						
90	L-LN-LNT-LT-LTS900 -- 6 cyl. diesel	All		DOHZ 7B570-A	No splines	1
90	LTL900	All				1
7A572 BRACKET ASSY. (CLUTCH RELEASE EQUALIZER ENGINE)						
90	B-F600/800 -- 8 cyl. gas	All		E0HZ 7A572-A	Incl. ball	1
90	F-FT800/900	All		E3HZ 7A572-B	#E3HT 7A572-GA	1
90	L-LT-LTS800 -- 6.6, 7.8L eng.	All		E7HZ 7A572-B	#E7HT 7A572-BA	1
90	LN-LNT700/800 -- 6.6, 7.8L eng.	All		E7HZ 7A572-C	#E7HT 7A572-CA	1
90	B-F-FT600/900 -- 6.6, 7.8L engs.	All		E7HZ 7A572-A	#E7HT 7A572-AA	1

1990/
TRUCK SERIES 600/900

YEAR	MODEL / RESTRICTIONS	TRANS		PART NUMBER	DESCRIPTION	QTY.
		SPD.	TYPE			
7A576 BRACKET (CLUTCH RELEASE EQUALIZER LOWER)						
90	B-F-FT600/900	All		E0HZ 7A576-A	#E0HT 7A576-AA, E3HT 7A576-GA	1
90	LN600/700	All		D0HZ 7A576-C	#D0HA 7A576-J 4 3/4" long x 1 7/8" x 2 3/4" x 1/4" angle iron	1
90	B-F600/800	All		D4HZ 7A576-A	#D4HA 7A576-BA	1
90	L-LN-LNT-LT-LTS700/800 -- diesel	All		D4HZ 7A576-A	#D4HA 7A576-BA	1
7B577 EXTENSION (CLUTCH RELEASE BEARING LUBE FITTING)						
90	CL-CLT900	All	Fuller	D8HZ 7B577-A		1
7578 CLUTCH MASTER CYLINDER REPAIR KIT						
90	C-CT800	All		B8T 7578-A		1
CONSISTS OF						
	1-8A 2145	Spring and retainer		1-TACAA 7623-B	Boot	1-C1TT 7641-C Push rod
	1-TACAA 7620-A	Gasket		1-TACAA 7632-B	Cup	1-TACAA 77618-D Piston
90	CL-CLT900 -- Hyd. cl. cntl.	All	All	E0HZ 7578-A		1
CONSISTS OF						
	1-FC-101209	Piston Assy.		1-FC-49355	Spring	1-FD-23091 Boot
	1-FD-101212	Primary cup		1-FC-49398	Lockring	1-FC-9919 O-ring
90	CF600/700	All		E6HZ 7578-A		1
7583 BUMPER (CLUTCH and BRAKE PEDAL)-Also refer to group 16763						
90	L-LT-LTS800/900,	All		D0HZ 7583-A	2 3/16" long-5/16"-18 thread	1
90	CL-CLT900	All	All			1
7B585 LEVER ASSY. (CLUTCH IDLER BELLCRANK)						
90	L-LT-LTS800 -- diesel-	All		D3HZ 7B585-B	#D3HA 7B585-BA-w/outer channel reinf.-repls. #D0HS 7B585-A	1
90	LN-LNT800 -- 636 Cat.	All				1
90	L-LT-LTS800 -- diesel	All		D3HZ 7B585-A	#D3HA 7B585-AA-w/o outer channel reinforcement -- replaces #D0HA 7B585-B or C	1
90	F-FT800/900	All		E3HZ 7B585-A	#E3HT 7B585-AA	1
90	B-F-FT600/900 -- 6.6, 7.8L eng	All		E8HZ 7B585-A	#E8HT 7B585-AA	1
7B586 BUSHING (CLUTCH PEDAL BELLCRANK LEVER)						
90	L-LT-LTS800/900 -- 8 cyl. gas	All		D0HZ 7B586-A	1 1/8" dia. of flange-13/16" dia. x 3/4" I.D.	2
90	L-LT-LTS800 -- diesel					2
90	LN-LNT800 -- 636 Cat.					1
90	F-FT800/900					1
7B587 BRACKET ASSY. (CLUTCH IDLER BELLCRANK LEVER PIVOT)						
90	L-LT-LTS800/900 -- 8 cyl. gas	All		D0HZ 7B587-A	#D1HA 7B587-AA, D0HA 7B587-A	1
90	L-LT-LTS-LN-LNT800 -- diesel					1
90	F-FT800/900	All		E3HZ 7B587-A	#E3HT 7B587-AA	1
7L587 ADJUSTER ASSY. (CLUTCH PLATE)						
90	B-F-FT-C-CT700/900	All		E4HZ 7L587-A	Use with Dana Spicer self adjusting clutch plate	1
90	L-LT-LTS-LTL-LN-LNT800/900					
90	CL-CLT900					
7590 SHAFT (CLUTCH RELEASE)						
90	F-FT600/900	All		C2TZ 7590-A	1" O.D. x 6 21/32" long	1
90	C-CT-L-LN-LNT-LT-LTS 600/800 -- diesel	All				1
90	L-LT-LTS-LN-LNT900 -- 6 cyl. 893 Cat.	10				1
90	C-CT800 -- 3208 w/o Turbo					1
90	CL-CLT900	All			Use in 7515 rel lever	1
90	L-LN-LNT-LT-LTS900 -- Cum., Cat.	All		CITT 7590-A	1" O.D. x 5 3/4" long	1
90	C-CT800 -- 3208 Turbo					1
90	LTL900	All				1
90	CF600/700	5	Clark			1

1990/
TRUCK SERIES 600/900

YEAR	MODEL / RESTRICTIONS	TRANS		PART NUMBER	DESCRIPTION	QTY.
		SPD.	TYPE			
7B598 BRACKET (CLUTCH RELEASE SHAFT)						
90	L-LN-LNT-LT-LTS900 -- 6 cyl. Cum. & Detroit diesel	All		D0HZ 7B598-A	#D0HA 7B598-B	1
90	L-LT-LTS-LN-LNT900 -- 6 cyl. 893 Cat. diesel	All		D4HZ 7B598-B	#D4HA 7B598-BA-less frame reinforcement	1
90	LNT900 -- Cums. L-10	All				1
90	L-LN-LNT-LT-LTS900 -- 6 cyl. Cum. & Detroit diesel	All		D2HZ 7B598-A	#D0HS 7B598-A-w/gloved and outer channel reinforcement	1
90	LTL900	All				1
90	L-LT-LTS-LN-LNT900 -- 6 cyl. 893 Cat. diesel	All		D4HZ 7B598-A	#D4HA 7B598-CA - w/frame reinforcement	1
90	L900 -- 105" BBC, L10 diesel					1
7600 BEARING (CLUTCH PILOT)						
90	B-F-FT600 -- 6.6L eng.	5	FS 4005	E9HZ 7600-B	#8468A	1
90	LN-LNT800/900 -- 6.6L eng.	5	FS4005			1
90	B-C-F-L-LN-LNT-LT-LTS 600/800 diesel	All		C4TZ 7600-C	#205SS-1" I.D. x 2 1/8" O.D. x 19/32" wide	1
90	B-C-F-L-LN-LNT-LT-LTS 600/800 -- 8 cyl. 429	All	All			1
90	B-F-FT600/900 -- 6.1L eng.	All		E9HZ 7600-A	#559035A or #10555A	
90	L-LN-LNT-LT-LTS900 -- diesel	All		C3TZ 7600-B	#306DD-1 3/16" I.D. x 2 13/16" O.D. x 3/4" thickness	1
90	CL-CLT900	All				1
90	L-LT-LTS-LN-LNT800 -- 636 Cat. CF600/700	All	All Clark	C8TZ 7600-A	with pull type clutch	1
90	B-F-FT-L-LT-LTS-LN-LNT600/900 -- 6.6, 7.8L eng	All				1
7A605 HOUSING and BEARING ASSY. (CLUTCH PRESSURE PLATE RELEASE BEARING)-Also refer to 7548, 7600						
90	L-LN-LNT-LT-LTS -- 6 cyl. Cum.	All		D4HZ 7A605-A	Incl. bearing and lubricator fitting- two plate clutch - fits 1 3/4" splined shaft	1
90	L-LT-LTS900 -- 893 Cat. diesel			D7HZ 7A605-A	Use on 2" spline shaft	1
90	L-LN-LNT-LT-LTS900 -- 855 Cum. diesel					1
90	CL-CLT900	All		D8HZ 7A605-A		1
90	B-F-FT-L-LT-LTS-LN-LNT600/900, 6.6, 7.8L eng. CF600/800	5,6		E7HZ 7A605-A	Non-adjustable, non greaseable, use with 14" 2 plate clutch system	1
90	B-F-FT-L-LT-LTS-LN-LNT600/900, 6.6, 7.8L eng. CF600/800	10,13	6610/13	E7HZ 7A605-B	Adjustable, greaseable, use with 14" 2 plate clutch system	1
90	B-F-FT600/900, 6.6, 7.8L eng. CF600/800			E7HZ 7A605-C	Non-adjustable, non greaseable, use with 13" single plate clutch system	1
90	B-F-FT-L-LT-LTS-LN-LNT600/900 -- 6.6, 7.8L eng. CF600/800	5,6		E7HZ 7A605-D	Non-adjustable, non greaseable, use with 14" single plate clutch system	1
90	B-F-FT-L-LT-LTS-LN-LNT600/900 -- 6.6, 7.8L eng. CF600/800	10,13	6610/13	E7HZ 7A605-E	Adjustable, greaseable, use with 14" single plate clutch system	1
90	B-F600 -- 6.6L	5	4005	E8HZ 7A605-A	Use on 1 1/2" shaft	1
7606 SPACER (CLUTCH PEDAL OUTER)						
90	C-CT800	All		B7T 7606-A	15/32" x 1 1/4" long x 29/32" wall thickness	1
7608 HOSE ASSY. (CLUTCH MASTER CYLINDER TUBE)						
90	C-CT800	All	All	D3HZ 7608-A	21" long-incl. fittings	1
7A609 SPRING (CLUTCH ANTI-RATTLE)						
90	CL-CLT900	All	All	E4HZ 7A609-A		1

1990/
TRUCK SERIES 600/900

YEAR	MODEL / RESTRICTIONS	TRANS		PART NUMBER	DESCRIPTION	QTY.
		SPD.	TYPE			
7A615 BUSHING (CLUTCH RELEASE CROSS SHAFT)						
90	L-LN-LNT-LT900 - - 6 cyl. dsl.	All		C6TZ 7A615-A	1" I.D. x 1 1/2" flange-diagonal slot	2
90	CL-CLT900	All				4
90	LTL900	All				2
7A619 Refer to Transmission Parts List Section 70, page 1						
7A624 PAD (CLUTCH PEDAL)						
90	CL-CLT900	All		D8HZ 7A624-A		1
7N625 SEAL (CLUTCH MASTER CYLINDER TUBE)						
90	CL-CLT900 - - Hyd cl cntl	All	All	D8HZ 7N625-A	Used as vibration & weather seal	1
7628 PIN (CLUTCH DISC DRIVEN PLATE STOP)						
90	L-LN-LNT-LT-LTS800/900	All		C1TT 7628-A	1 13/32" long x 1/2" O.D.-square head	6
90	CL-CLT900	All				6
90	LTL900	All				6
7A628 Refer to Transmission Parts List Section 70, page 1						
7B629 SHIELD (CLUTCH SLAVE CYLINDER HEAT)						
90	C-CT800	All		E1HZ 7B629-A	#E1HT-BA	1
7B642 ROD ASSY. (CLUTCH RELEASE RELAY LEVER)						
90	CL-CLT900	All	All	E2HZ 7B642-B	Front, #D7HA 7B642-AA,E2HT-AA	1
7B647 LEVER (CLUTCH PEDAL SHAFT)						
90	CL-CLT900 - - Mech cl cntl	All	All	D8HZ 7B647-A	Att 7506 pedal rod to 7B560 vert cntl rod	1
90	CL-CLT900 - - Hyd cl cntl	All	All	D8HZ 7B647-B	Att 7506 pedal rod to 7A543 Master cyl	1
7L654 GUIDE (BODY TIPPING)						
90	CL-CLT900	All	All	D8HZ 7L654-B		1
7A702 Refer to Transmission Parts List Section 70.14						
7A716 BOOT (CLUTCH SLAVE CYLINDER)						
90	C-CT800	All		B7TZ 7A716-A		1
7A720 STOP PLATE (CLUTCH MASTER CYLINDER)						
90	CL-CLT900 - - Hyd. cl. cntls.	All	All	D8HZ 7A720-A		1
7728 Refer to Transmission Parts List Section 70, page 1						
7K738 BRACKET (TRANSMISSION SHIFT SUPPORT)						
90	CF600/700	All		E6HZ 7K738-A		1
7K740 BEARING ASSY. (TRANSMISSION GEAR SHIFT SUPPORT)						
90	CL-CLT900	All	All	D8HZ 7K740-A		2
7A753 CAP (CLUTCH MASTER CYLINDER FILLER)						
90	CL-CLT900 - - Hyd. cl. cntl.	All	All	D8HZ 7A753-B		1
7A771 BOLT (P.T.O. ADAPTER)-Refer to group 7A772						
7A772 ADAPTER (FRONT MOUNTED P.T.O. DRIVE)						
90	F700/800,L-LT-LTL-LTS-LN-LNT 800/900 - - Cums. NTC & Form 855	All		D2HZ 7A772-B	#D2HA 7A772-AB - - 5 5/8" O.D. x 1" wide	1
90	F700/800,L-LT-LTL-LTS LN-LNT800/900 - - 6 cyl. 893 cat. diesel	All		D4HZ 7A772-A	6 1/2" O.D. x 1 5/8" wide-(4 21/32" & (4) 3/8"-16 holes	1
90	L-LT-LTS900 - - 6 cyl. 893 Cat. diesel	All		D5HZ 7A771-A	Bolt-5/8" -18 x 7"- (7A772 to 6007)	6
90	L-LT-LTS-LN-LNT900, 10.5L (3306)	All		E8HZ 7A772-A	#E8HT 7A772-AA	1
90	L-LT-LTS-LN-LNT900, 10.3L (3176)	All		F0HZ 7A772-A	#E9HT 7A772-AA	1
90	L-LT-LTS-LN-LNT900, 10L	All		F0HZ 7A772-B	#F0HT 7A772-AA	1
90	F700/800,L-LN-LNT-LT-LTS800/900,8 Cyl. 636 Cat. diesel	All		D9HZ 7A772-A	#D9HT 7A772-AA	1

1990/
TRUCK SERIES 600/900

YEAR	MODEL / RESTRICTIONS	TRANS		PART NUMBER	DESCRIPTION	QTY.
		SPD.	TYPE			
7A772 ADAPTER KIT (FRONT MOUNTED P.T.O. DRIVE)						
90	F700/800,L-LT-LTS-LN-LNT 800/900 -- 855 Cum. diesel	All		D3HZ 7A772-B		1
CONSISTS OF						
	1-D2HA 7A772-AB	Adapter		6-44881-S2	Washer-flat-5/8"	
	1-D2HA 7A772-AC	Adapter		4-58634-S2	Bolt-3/8"-16 x 1"	
	6-43233-S2	Bolt-5/8"-18 x 3 1/2"		4-373321-S2	Washer-3/8"	
7795 SUPPORT ASSY. (TRANSMISSION FRONT CROSS SHAFT)						
90	C-CT800	All		D0HZ 7795-A	Shaft-1 5/8" O.D. x 10 1/8" long-(2) arms- 7 1/2" long	1
				373141-S7	(11-206)-fitting-lubricator-straight-5/8" overall length-drive thread	1
90	CL-CLT900	All	All	D8HZ 7795-A	Upper	1
				D8HZ 7795-B	Lower	1
7799 BRACKET (TRANSMISSION SHIFT CONTROL ROD)						
90	C-CT800	All		B8T 7799-B		1
7808 BUSHING (TRANSMISSION CROSS SHAFT TUBE)						
90	C-CT800	All		B8T 7808-A	1 1/8" I.D. x 1 1/4" O.D.-split	2
7808 BUSHING (OUTER SHIFTER SHAFT) - refer to Sec. 72.1 thru 72.4 Parts Lists.						
7810 FINGER (TRANSMISSION SHIFT CONTROL OUTER) - refer to Sec. 72.1 thru 72.4 Parts Lists.						
7811-7B109 FINGER (TRANSMISSION SHIFT CONTROL INNER) - Also refer to 72.1 thru 72.4 Parts List.						
7813 FINGER (TRANSMISSION GEARSHIFT LEVER FIRST and REVERSE SHIFT) - refer to Sec. 72.1 thru 72.4 Parts Lists.						
7813 FINGER (TRANSMISSION REAR CROSS SHAFT FIRST and REVERSE SHIFT) - refer to Sec. 72.1 thru 72.4 Parts Lists.						
7819 TURNBUCKLE (TRANSMISSION SHIFT ROD) - Also refer to group 7E057						
90	C-CT800	All		B8T 7819-A	3 7/8" long x 7/8"-14 threads-(2) 15/32" dia. holes	1
90	CL-CLT900	All	All	D8HZ 7819-A		1
7959 ROD (AUXILIARY TRANSMISSION DIRECT and OVERDRIVE GEARSHIFT CONTROL SLIDE) - refer to Sec. 72.1 thru 72.4 Parts Lists						
7969 ROD (AUXILIARY TRANSMISSION UNDERDRIVE GEARSHIFT CONTROL SLIDE) - refer to Sec. 72.1 thru 72.4 Parts Lists						

SERVICING ALLISON TRANSMISSION

ASSEMBLIES and RELATED COMPONENT PARTS.

Orders for replacement service component parts and assemblies for Allison Transmissions (AT and MT Series) are to be directed to your authorized Detroit Diesel Allison Distributor. Parts not directly related to, but functionally used with the Transmission can be found in this section.

YEAR	MODEL/RESTRICTIONS	ENGINE			QUANTITY			PART NUMBER	DESCRIPTION
		TYPE *	CYL.	C.I.D.	AT- 540	MT- 650, 640, 654	MT 643		
* D-DIESEL, G-GAS									
7007 PLATE ASSY. (ENGINE REAR)— See 6A369									
7F013 SHIELD (TRANSMISSION VACUUM MODULATOR HEAT)									
90	B-F600/800	All	All	All	1		1	E0HZ 7F013-A	
7C014 BRACKET (TRANSMISSION OIL FILTER MOUNTING)									
90	CF600/700	D	6	6.6L	1			E6HZ 7C014-A	
90	CF600/800	D	6	6.6,7.8L		1	1	E7HZ 7C014-C	
90	L-LT-LTS-LN-LNT700/900	D	6	6.6, 7.8L		1	1	E7HZ 7C014-D	#E7HT 7C014-AA,AB
90	B-F-FT600/900	D	6	6.6L	1			E7HZ 7C014-B	#E7HT 7C014-BA
90	LN700	D	6	6.6,7.8L	1				
7F014 SHIELD (TRANSMISSION OIL COOLER TUBE HEAT)									
90	B-F600/800	G	8	370,429	1		1	E0HZ 7F014-A	#E0HT 7F014-AC
90	B-F600/800	G	8	370,429			1	E5HZ 7F014-A	#E3HT 7F014-FA, E5HT 7F014-AA
7B017-8 BRACKET (TRANSMISSION CONTROL SELECTOR ARM MOUNTING)									
90	C-CT800	All	8	All	1	1	1	C8HZ 7B017-A	R.H.
					1	1	1	C8HZ 7B018-A	L.H.
90	L-LT-LTS-LN-LNT600/900,	All	8	All	1	1		D0HZ 7B017-A	R.H.
								E3HZ 7B018-A	L.H. #E3HT 7B018-AA
7B019 BRACKET (TRANSMISSION CONTROL SELECTOR SHIFT CABLE UPPER)									
90	C-CT800	All	8	All	1	1	1	E3HZ 7B019-A	
90	L-LN-LNT-LT-LTS600/900	All	8	All	1	1		D0HZ 7B019-A	
7A020 INDICATOR (TRANSMISSION OIL LEVEL)									
90	B-F600/800	G	8	370,429	1			E0HZ 7A020-A	#E0HT 7A020-CA
90	B-F-FT600/900	D				1	1	E0HZ 7A020-B	#E0HT 7A020-DA
90	B-F-FT600/900	D	6	6.6, 7.8L	1			E7HZ 7A020-C	#E7HT 7A020-CA,CB
90	B-F-FT600/900	D	6	6.6, 7.8L		1	1	E7HZ 7A020-A	#E7HT 7A020-AA
90	LN700	D	6	6.6,7.8L	1			E7HZ 7A020-F	#E7HT 7A020-DA
90	L-LT-LTS-LN-LNT700/900	D	6	6.6, 7.8L		1	1	E7HZ 7A020-B	#E7HT 7A020-BA
90	L-LT-LTS-LN-LNT800	D	6	7.8L, 270H.P.		1		E9HZ 7A020-A	#E9HT 7A020-AA
90	L-LT-LTS-LN-LNT900	D	6	10L		1		E8HZ 7A020-C	#E8HT 7A020-DA, 60.40mm long cap to tip
90	L-LT-LTS-LN-LNT900	D	6	10.3L		1		F0HZ 7A020-A	#E9HT 7A020-BA
90	LN600/700	G	8	All	1			E0HZ 7A020-F	#E0HT 7A020-HA
90	C-CT800	All	8	All		1		E0HZ 7A020-G	#E0HT 7A020-JA
90	CF600/700	D	6	6.6,7.8L	1			E6HZ 7A020-B	Cap to fill mark 31.6"
90	CF600/800	D				1	1	E8HZ 7A020-B	#87HU 7A020-BA, Tractor
90	CF600/800	D				1	1	E8HZ 7A020-D	#87HU 7A020-CA, Truck
90	L-LN-LNT-LT-LTS 800/900	All	All	All		1		E0HZ 7A020-E	#E0HT 7A020-GA
90	B-F600/800	G	8	370,429	1	1			
7B020 HOUSING ASSY. (TRANSMISSION CONTROL SELECTOR) - Also refer to group 7A307									

1990/
TRUCK SERIES 600/900

YEAR	MODEL/RESTRICTIONS	ENGINE			QUANTITY			PART NUMBER	DESCRIPTION
		TYPE *	CYL.	C.I.D.	AT- 540	MT- 650, 640, 654	MT 643		
* D-DIESEL, G-GAS — Cont'd									
7A030-1 TUBE ASSY. (TRANSMISSION OIL COOLER INLET and OUTLET)									
Replacement tubes except as indicated by part number are to be improvised from bulk tubing stock listed by size and part number under group 2269. Rubber tubing and fittings are to be added as required.									
90	LNT-LT-LTS800	D	8	All			1	D3HZ 7A030-A	Rubber hose-5/8" I.D. x 31/32" O.D. x 10' long
							1	87520-S	(I-39)-elbow-3/4" tube fitting-90°fl
							2	87538-S	(I-17)-connector-3/4" inverted flared tube
							1	384770-S100	(II-140-A)-tee-pipe thread-1/2"-14 x 3/4"-14
							AR	87947-S36	(I-24)-nut dia. tubing-1/2"
90	LT-LTS800	D	8	All			1	385145-S	(II-218)-elbow (tube to 8005)-90°-3/4" tube-1 1/16"-14 x 3/4" pipe
90	LT-LTS800	D	8	All			1	385166-S36	(II-29-CP)-elbow (tube to transmission)-90°-3/4"-5/8"
90	LT-LTS800	D	8	All			2	385292-S7	(II-29-CK)-connector-5/8" x 7/8"-14 x 1/2"-14 x 1 1/2" long-tube to trans.
90	LT-LTS800	D	8	All			2	385308-S7	(II-28-P)-union-3/4"-14 pipe thread-attach rubber hose to steel tube
90	LT-LTS800	D	8	All			1	385497-S	(II-201-ZK)-tee (tube to transmission)-7/8" x 1 1/16"
90	B-F600/700	G	8	All			1	C9TZ 2074-R	Elbow -- 90°
90	B-F600/700	G	8	All			1	C9TZ 2074-AA	Elbow -- 45°
90	B-F-600/700	G	8	All			2	353832-S	(II-50) Fitting 1/2"-14 9 3/4"-14
7A033 SUPPORT (TRANSMISSION REAR)									
90	B-F-FT600/900	All	All	All			1	E3HZ 7A033-A	#E3HT 7A033-BA
90	B-F-FT600/900	All	All	All			1	E3HZ 7A033-B	#E3HT 7B152-CA
90	F-FT600/900	D	6	7.8L			1	E7HZ 7A033-A	#E7HT 7B152-BA
90	L-LT-LTS800/900	D	6	7.8L			1		
90	L-LN-LNT-LT-LTS800	D	8	All			1	D0HZ 7A033-E	#D0HZ 7A033-U, 26" long x 3 1/2" wide
90	L-LN-LNT-LT800	D	8	All			1	D3HZ 7A033-A	#D3HA 7B152-AA, 7 7/64" long
90	LTS800	D	8	All			1	D3HZ 7A033-B	#D3HA 7B152-BA, 8 3/4" long
90	C-CT800	D	8	636			1	D6HZ 7A033-B	#D3HS 7A033-CA, 31 1/2" long
90	LN-LNT900	D	6	10L, 3176			1	E8HZ 7A033-D	#E8HT 7108-CA, upper rear
90	L-LT-LS-LTS900	D	6	10L, 3176			1	E8HZ 7A033-A	#E8HT 7108-AA, upper rear
90	L-LT-LS-LTS-LN-LNT900	D	6	10L, 3176			1	E8HZ 7A033-C	#E8HT 7B152-AA, CA, rear
90	C-CT800	D	8	636			1	E1HZ 7A033-C	#E1HT 7B152-AA, upper rear
7B033 DIAL (TRANSMISSION CONTROL SELECTOR)									
90	L-LT-LTS-LN-LNT600/900			6.6, 7.8L			1	E7HZ 7B033-B	Green illumination
90	C-CT800	D	8	10.4			1		
90	B-F-FT600/800			All					
90	L-LT-LTS-LN-LNT600/900			6.6, 7.8L			1	E7HZ 7B033-A	Green illumination
90	C-CT800	D	8	10.4			1		

YEAR	MODEL/RESTRICTIONS	ENGINE			QUANTITY			PART NUMBER	DESCRIPTION
		TYPE *	CYL.	C.I.D.	AT- 540	MT- 650, 654	MT 640, 643		
* D-DIESEL, G-GAS — Cont'd									
7C046 HOSE ASSY. (TRANSMISSION OIL FILTER)									
90	CF600/700	D	6	6.6L	1			E6HZ 7C046-A	
90	CF600/800	D	6	6.6,7.8L		1		E7HZ 7C046-B	
90	CF600/800	D	6	6.6,7.8L			1	E7HZ 7C046-C	
7B047 BRACKET (TRANSMISSION TO FRONT SUPPORT)									
90	L-LT-LTS800/900	D	6	6.6, 7.8L		1		E7HZ 7B047-A	#E7HT 7A255-DA
90	L-LT-LTS-LN-LNT800	D	6	7.8L		1		E9HZ 7B047-A	#E9HT 7A255-AA
90	C-CT800	D	8	636		2		E1HZ 7B047-A	#D6HS 7A255-AA
90	CF600/800	D	6	6.6,7.8L		1		E7HZ 7B047-B	
7W051 CABLE ASSY. (TRANSMISSION SHIFT CONTROL)									
90	CF600/800	D			1	1	1	E8HZ 7W051-A	
7E055 BEZEL & LENS ASSY. (TRANSMISSION CONTROL SELECTOR INDICATOR)									
90	B-F600/800	All	All	All	1		1	E2HZ 7E055-A	
7W063 HOSE ASSY. (TRANSMISSION OIL COOLER INLET)									
90	CF600/700	D	6	6.6L	1			E6HZ 7W063-A	
90	CF600/800	D	6	6.6,7.8L		1		E7HZ 7W063-B	
90	CF600/800	D	6	6.6,7.8L			1	E7HZ 7W063-C	
7W064 HOSE ASSY. (TRANSMISSION OIL COOLER OUTLET)									
90	CF600/700	D	6	6.6L	1			E6HZ 7W064-B	
90	CF600/800	D	6	6.6,7.8L		1	1	E7HZ 7W064-B	
7B071 SPRING (TRANSMISSION CONTROL SELECTOR LEVER)									
90	C-CT800	All	8	All	1	1	1	D1TZ 7B071-A	
90	L-LN-LNT-LT-LTS600/900	All	8	All	1	1	1		
90	B-F600/800	All	All	All	1		1		
77076 SUPPORT (TRANSMISSION CONTROL CABLE TO FLOOR PAN)									
90	C600/900	All	8	All	1			B8T 77076-A	
					4			350400-S	(BB-208)-bolt-5/16"-24 x 5/8"
					4			34806-S7	(X-64)-lockwasher-5/16"
					4			33798-S8	(M-62)-nut-5/16"-24
7C077 SPACER (TRANSMISSION RETARDER CABLE BRACKET)									
90	C-CT800	All	8	All	1			*	Improvise
90	LT-LTS800/900	All	8	All		1		*	Improvise from bulk hose C9PZ 4090-G
7A082 KIT ("T" HANDLE REPAIR)									
90	L-LT-LTS-LS-LN-LNT800/900	D	All	All	1	1	1	E7HZ 7A082-A	Floor mounted shift
7B087 CONNECTOR (ENGINE TO TRANSMISSION VACUUM TUBE REAR) — Cut from 2269 vacuum tube									

1990/
TRUCK SERIES 600/900

YEAR	TRANSMISSION			YOKE PART NUMBER	DRIVELINE SIZE								YOKE TYPE				REMARKS									
	MODEL	S P A U X	M A U X		1	1	1	1	1	1	1	6	7	8	PARKING			END								
															BRAKE DRUM			U	B	S	P	W	D	W	T	
					1	1	1	1	1	1	1	6	7	8	9	1	1	U	B	S	P	W	D	W	T	
					0	0	0	0	0	0	0	0	0	0	3	0	2	L	R	R	B	L	I	R	I	H
					0	0	0	0	0	0	0	0	0	0	3	x	x	T	G	A	G	T	G	L	G	E

7089 YOKE (TRANSMISSION DRIVELINE)
Notes: Part 7089 is shown on Truck T.S.L. listing as of April, 81-
Also listed by type and size at end of this listing, \diamond industry number

90	Allison, AT540,545	1	E4HZ 7089-J	1	1																						
90			E4HZ 7089-K			1																					
90	Allison, MT643	1	E7HZ 7089-A	1																							
90			E7HZ 7089-G																								
90			E8HZ 7089-H																								
90	Allison, MT653	1	E7HZ 7089-B	1																							
90			E7HZ 7089-D																								

YEAR	MODEL/RESTRICTIONS	ENGINE			QUANTITY			PART NUMBER	DESCRIPTION
		TYPE	CYL.	C.I.D.	AT-540	MT-650,640,654	MT-643		
		*							

* D-DIESEL, G-GAS — Cont'd

7B094/5 TUBE (ENGINE TO TRANSMISSION VACUUM FRONT) - Improve from bulk tubing 2269

7A095 COOLER ASSY. (TRANSMISSION OIL)

90	CF600/700	D	6	6.6L	1			E6HZ	7A095-A	
90	CFT800 -- 240 H.P.	D	6	7.8L		1	1	E8HZ	7A095-E	
90	L-LT-LTS-LN-LNT900	D	6	10L		1	1	E8HZ	7A095-C	#E8HT 7A095-DC
90	L-LT-LTS-LN-LNT800/900	D	6	6.6,7.8L	1	1	1	E8HZ	7A095-D	#E8HT 7A095-FA,FB
90	L-LT-LTS-LN-LNT900	D	6	10.3L		1		F0HZ	7A095-A	#E9HT 7A095-BA
90	B-F-FT600/900	D	All		1	1	1	F0HZ	7A095-B	#E9HT 7A095-AA
90	B-F-FT600/900	G	All		1	1	1	F0HZ	7A095-C	#F0HT 7A095-AA

7C102 SEAL (TRANSMISSION SELECTOR TUBE)

90	B-F600/800	All	All	All	1			D7TZ	7C102-A	
----	------------	-----	-----	-----	---	--	--	------	---------	--

7L106 ADJUSTER (TRANSMISSION KICK DOWN CABLE)

90	C-CT800 -- 3208 Turbo	8	636		1	1		E0HZ	7L106-A	#E0HT 7L106-AA
90	LN700	D	6	6.6,7.8L	1					
90	L-LT-LTS-LN-LNT800	D	All			1		E9HZ	7L106-A	#E9HT 7L106-AA
90	L-LT-LTS-LN-LNT900	D	6	10.3L		1		F0HZ	7L106-A	#E9HT 7L106-BA
90	CF600/800	D	6	6.6,7.8L	1			E7HZ	7L106-A	82mm long
90	CF600/800	D				1	1	E8HZ	7L106-A	

7W107 CABLE (TRANSMISSION SELECTOR)

90	CF600/700	D	6	6.6L	1			E6HZ	7W107-A	
----	-----------	---	---	------	---	--	--	------	---------	--

7W108 GROMMET (SELECTOR CABLE BOOT)

90	CF600/700	D	6	6.6L	1			E6HZ	7W108-A	
----	-----------	---	---	------	---	--	--	------	---------	--

7W109 CLAMP (CONTROL SELECTOR CABLE)

90	CF600/700	D	6	6.6L	1			E6HZ	7W109-A	
----	-----------	---	---	------	---	--	--	------	---------	--

7A110 INDICATOR (TRANSMISSION CONTROL SELECTOR)

90	C-CT800	All	8	All	1	1	1	B7TZ	7A110-A	
90	L-LN-LNT-LT-LTS600/900	All	8	All	1	1				

7A133 BUSHING (TRANSMISSION GEARSHIFT SELECTOR ARM)

90	C-CT800	All	8	All	1	1	1	B5SZ	7A133-A	1 1/2" long-split
90	L-LN-LNT-LT-LTS600/900	All	8	All	1	1				

7B142-3 BRACKET (TRANSMISSION OIL COOLER)

90	CFT800 -- 240 H.P.	D	6	7.8L	1	1		E8HZ	7B142-A	Cross brace
					1	1		E8HZ	7B142-B	Front
					1	1		E8HZ	7B142-C	L.H.
					1	1		E8HZ	7B142-D	R.H.
					1	1		E8HZ	7B142-E	Rear
					1	1		E8HZ	7B143-D	Rear

YEAR	MODEL/RESTRICTIONS	ENGINE			QUANTITY			PART NUMBER	DESCRIPTION
		TYPE *	CYL.	C.I.D.	AT- 540	MT- 650, 654	MT 640, 643		
* D-DIESEL, G-GAS -- Cont'd									
7B142-3 BRACKET (TRANSMISSION OIL COOLER) -- Cont'd									
90	B-F-FT600/900	D	6	6.6,7.8L	1	1	1	FOHZ 7B143-A	#FOHT 7B143-AA,AB
90	B-F-FT600/900	D	6	6.6,7.8L	1	1	1	FOHZ 7B143-C	#FOHT 7B143-CA,CB
90	B-F-FT600/800, 8.5" frame	G	8	6.1,7.0L	1	1	1	FOHZ 7B143-B	#FOHT 7B143-BA
90	B-F-FT600/800, 9.5" frame	G	8	6.1,7.0L	1	1	1	FOHZ 7B143-D	#FOHT 7B143-DA
7B147 BRACKET (TRANSMISSION OIL COOL TUBE)									
90	LNT-LT-LTS900	G	8	All		1	1	D3HZ 7B147-A	Without A/C
90	L-LT-LTS-LN-LNT800/900	D	8	636		1		E3HZ 7B147-A	
7B155 FILTER AND HEAD ASSY. (TRANSMISSION OIL)									
90	B-F600/800	All	All	All	1	1	1	E3HZ 7B155-A	Uses FL-162 filter-included
7K177 KIT (TRANSMISSION OIL COOLER)									
90	CFT800 -- 240 H.P.	D	6	7.8L		1	1	E8HZ 7K177-A	Incl. Cooler assy., brackets, sending unit, wire harness, hoses and all fittings, standard parts and I.S. sheet
7A185 SHAFT and BRACKET ASSY. (ENGINE MOUNTED ACCELERATOR)									
90	C-CT800	D	8	636	1	1	1	D6HZ 7A185-A	
7A186 ROD ASSY. (TRANSMISSION CONTROL TO TRANSMISSION) - Also refer to group 9A702									
7B194 STUD (TRANSMISSION KICK DOWN)									
90	L-LT-LTS-LN-LNT900	D	6	10.3L		1		FOHZ 7B194-A	
7E203 WIRE ASSY. (TRANSMISSION SELECTOR)									
90	CF600/700	D			1			E6HZ 7E203-A	
7210 LEVER (TRANSMISSION GEARSHIFT)									
90	C-CT800	All	8	All	1	1	1	E0HZ 7210-R	
90	L-LN-LNT-LT-LTS600/900	All	8	All	1	1			
90	B-F600/800	All	All	All	1		1	E0HZ 7210-E	Incl. 7213 knob
7210 SELECTOR ASSY. (TRANSMISSION SHIFT CONTROL)									
90	CF600/700	D	6	6.6L	1			E6HZ 7210-B	
90	L-LT-LTS-LN-LNT600/900	D	6	6.6,7.8L		1		E7HZ 7210-UA	Green illumination
90	L-LT-LTS-LN-LNT600/900	D	6	6.6,7.8L	1		1	E7HZ 7210-VA	Green illumination
90	LN-LNT800	D	8	10.4			1		
90	L-LT-LTS-LN-LNT800/900	D	6	10L		1		E8HZ 7210-A	
7212 PIN (TRANSMISSION GEARSHIFT LEVER CONNECTING)									
90	C-CT800	All	8	All	1	1	1	B7T 7212-A	
90	L-LN-LNT-LT-LTS600/900	All	8	All	1	1			
					1	1	1	352146-S	(NN-99)-pin-roll-1/8" x 7/8"
					1	1		72035-S7-8	(N-51)-Pin-cotter - 1/8" x 1"
90	B600/700	All	All	All	1		1	E0HZ 7212-B	
90	F600/800	All	All	All	1	1	1	E0HZ 7212-A	
7213 BALL (TRANSMISSION GEARSHIFT LEVER)									
90	C-CT800	All	8	All	1	1	1	BB 7213-A	
90	L-LN-LNT-LT-LTS600/900	All	8	All	1	1			
					1	1	1	33925-S7	(M-33)-nut-hex. hd.-3/8"-24
7213 KNOB (TRANSMISSION COLUMN SHIFT SELECTOR LEVER)									
90	B-F600/800	All	All	All	1		1	D60Z 7213-A	
7A216 INSERT (TRANSMISSION CONTROL SELECTOR POSITION)									
90	B-F600/800	All	All	All	1		1	E0HZ 7A216-A	
7220 CAP (TRANSMISSION GEARSHIFT LEVER HOUSING)									
90	C-CT800	All	8	All	1	1	1	E1HZ 7220-A	
90	L-LN-LNT-LT-LTS600/900	All	8	All	1	1			
90	B-F600/800	All	All	All	1		1	E0HZ 7220-A	
7228 SOCKET (TRANSMISSION GEAR SHIFT LEVER)									
90	B-F600/800	All	All	All	1		1	E0HZ 7228-B	#E0HT 7228-AC,AD

1990/
TRUCK SERIES 600/900

YEAR	MODEL/RESTRICTIONS	ENGINE			QUANTITY			PART NUMBER	DESCRIPTION
		TYPE *	CYL.	C.I.D.	AT- 540	MT- 650,640, 654	MT 643		
* D-DIESEL, G-GAS — Cont'd									
7A228 TUBE ASSY. (TRANSMISSION OIL FILLER)									
90	C-CT800	D	8	636		1		E2HZ 7A228-A	#D5HS 7A228-AA, E2HT 7A228-AA,HA
90	CF600/700	D	6	6.6L	1			E6HZ 7A228-A	
90	CF600/800	D				1	1	E8HZ 7A228-C	
90	B-F600/800	G	8	370,429	1			E0HZ 7A228-A	#E0HT 7A228-CA
90	B-F-FT600/800	G	8	370,429		1	1	E5HZ 7A228-A	#E5HT 7A228-BA
90	B-F-FT600/900	D	6	6.6L	1			E7HZ 7A228-A	#E7HT 7A228-FA,FB
90	LN700	D	6	6.6,7.8L	1			E7HZ 7A228-E	#E7HT 7A228-GA
90	L-LT-LTS-LN-LNT600/900	D	6	7.8L		1	1	E7HZ 7A228-B	#E7HT 7A228-DB
90	L-LT-LTS-LN-LNT800	D	6	7.8L 270 H.P.			1	E9HZ 7A228-A	#E9HT 7A228-AA
90	B-F-FT600/900	D	6	6.6,7.8L			1	E7HZ 7A228-C	#E7HT 7A228-AA,AB
90	L-LT-LTS-LN-LNT900	D	6	10L			1	E8HZ 7A228-D	#E8HT 7A228-AA,DA, approx. 63.70mm long
90	L-LT-LTS-LN-LNT900	D	6	10.3L			1	F0HZ 7A228-A	#F0HT 7A228-AA
7A229 BRACKET (TRANSMISSION OIL FILLER TUBE)-No listing-Improvise									
90	B-F600/800	G	8	370,429	1	1		D9HZ 7A229-A	
90	CF600/700	D	6	6.6L	1			E6HZ 7A229-A	
90	CF600/800	D	6	6.6,7.8L		1	1	E7HZ 7A229-A	
7B244 COVER (TRANSMISSION CONTROL SELECTOR LEVER)									
90	LN-LNT800	D	6	6.6, 7.8, 10L	1	1	1	E7HZ 7B244-A	
90	L-LT-LS-LTS900	D	6	10L			1	E8HZ 7B244-A	
7A247 SWITCH ASSY. (TRANSMISSION GEARSHIFT NEUTRAL)									
90	LN600/800	G	8	All	1			D2TZ 7A247-A	*SW-1091, D1TA 7A247-CA, dash mounted shift ... for floor mnt. purch from Cole Hersee
90	C-CT800	G	8	All	1		1		
90	L-LN-LNT-LT800	D	8	636 Cat.			1		
90	L-LT-LTS-LS-LN-LNT800/900	D	All	All	1	1	1	E7HZ 7A247-B	Kit-neutral switch-floor mounted shift
90	B-F600/800	All	All	All	1	1	1	* E0HZ 7A247-A	*SW-1698, purch from G.M. #6839527
7A256 LEVER ASSY. (TRANSMISSION MANUAL CONTROL)									
90	CF600/800	D			1	1	1	E8HZ 7A256-A	
7A257 LEVER (TRANSMISSION MANUAL CONTROL) - OUTER									
90	B-F600/800	G	8	All	1			D2TZ 7A257-A	3 13/32" long x 1/8" thick x 1" wide
90	C-CT800	All	8	All	1		1		
90	L-LN-LNT-LT-LTS600/900	All	8	All	1	1			
90	L-LT-LTS-LN-LNT800/900	D	6	10L			1	E8HZ 7A257-A	#E8HT 7A257-AA
90	CF600/800	D	6	6.6,7.8L	1			E7HZ 7A257-A	
7C286 SPACER (TRANSMISSION MOUNTING)									
90	C-CT800	D	8	636 Cat.			2	D1HZ 7C286-A	1" dia. pipe- 1 1/2" long
90	L-LT-LTS-LN-LNT800/900	D	6	10L			2		
7L291 LINK (TRANSMISSION KICK DOWN)									
90	L-LT-LTS-LN-LNT900	D	6	10.3L			1	F0HZ 7L291-AA	
7302 LEVER (TRANSMISSION GEARSHIFT SELECTOR)									
90	C-CT800	All	8	All	1	1	1	B7T 7302-A	
90	L-LN-LNT-LT-LTS600/900	All	8	All	1	1		351816-S	(BB-224)-bolt-hex. head-3/8"-24 x 2 1/2"
					1	1		34807-S8	(X-66)-lockwasher-3/8"
					1	1		33800-S8	(M-63)-nut-hex. head-3/8"-24
7A307 HOUSING (TRANSMISSION CONTROL SELECTOR)									
90	L-LN-LNT-LT-LTS600/900	8		636	1	1		E4HZ 7A307-A	Charcoal
90	L-LN-LNT-LT-LTS600/900	8		636	1	1		E4HZ 7A307-B	Tan
90	B-F600/800	All	All	All	1		1	E0HZ 7A307-A	#E0HT 7A307-BB, E1HT 7A307-AA
90	LN-LNT700/900	D	6&8	6.6, 7.8L 636T	1	1	1	E7HZ 7A307-A	

1990/
TRUCK SERIES 600/900

YEAR	MODEL/RESTRICTIONS	ENGINE			QUANTITY			PART NUMBER	DESCRIPTION
		TYPE*	CYL.	C.I.D.	AT-540	MT-650, 654	MT-640, 643		
* D-DIESEL, G-GAS— Cont'd									
7R309 REINFORCEMENT (SHIFT LEVER)									
90	L-LT-LN-LNT600/900	D	6	6.6, 7.8L	1	1	1	E1HZ 7R309-A	#E1HT 7R309-AA, E2HT 7R309-AA
90	L-LT-LTS-LN-LNT800/900	D	6	10L		1		E8HZ 7R309-A	#E8HT 7R309-AA
7E319 CONNECTOR (TRANSMISSION OIL COOLER)									
90	B-C-F-LN600/800	All	8	All	1		1	D2TZ 7E319-A	1 1/4" x 1 7/16" x 3/4"-16-thread
90	CF600/700	D	6	6.6L	1			E6HZ 7E319-A	
7339 CLEVIS (TRANSMISSION CONTROL)									
90	CF600/800	D	All	6.6, 7.8L	1	1	1	E0HZ 7339-A	1/4-28 L.H. thd.
7343 BUSHING (TRANSMISSION CONTROL SELECTOR ARM)									
90	C-CT800	All	8	All	1	1	1	B7T 7343-A	
90	L-LN-LNT-LT-LTS600/900	All	8	All	1				
7K352 SPACER (TRANS. CONTROL SELECTOR HOUSING)									
90	L-LT-LN-LNT700/900	D	6&8	6.6, 7.8L 10.4L		1		E8HZ 7K352-A	R.H. #E8HT 7K352-AA
								E8HZ 7K352-B	L.H. #E8HT 7G041-AA
90	L-LT-LS-LTS900	D	6	10L		1		E8HZ 7K352-C	R.H. #E8HT 7K352-BA
								E8HZ 7K352-D	L.H. #E8HT 7G041-BA
7353 SLEEVE (TRANSMISSION GEARSHIFT CABLE ENDS ADJUSTMENT)									
90	B-F600/800	G	8	All	2		2	B7T 7353-A	"T" type-1/4"-28
90	C-CT800	All	8	All	2	AR	2		
90	L-LN-LNT-LT-LTS600/900	All	8	All	2	AR	2		
					2	2	2	351341-S	(XX-351)-spring washer-5/16"
					2	2	2	356414-S	(XX-110)-flat washer-5/16"
					2	2	2	72034-S	(N-45)-cotter pin-3/32" x 1"
7353 SLEEVE TRANSMISSION GEARSHIFT CONNECTING ROD ADJUSTMENT)									
90	CF600/800	D	6	6.6, 7.8L	1	1	1	E7HZ 7353-A	
7361 PLUNGER (TRANSMISSION COLUMN SHIFT SELECTOR LEVER)									
90	B-F600/800	All	All	All	1		1	E0DZ 7361-A	
7E361 ADAPTER (TRANSMISSION TO ENGINE)									
90	L-LN-LNT-LT-LTS800	D	8	All		1	1	D5HZ 7E361-A	#D5HA 7E361-AA
90	C-CT800	D	8	All		1	1		
90	B-F600/800					1	1		
90	B-F-FT600/900	D	6	6.6, 7.8L	1	1	1	*7E361	Secure from G.M. Allison #23045791
90	L-LT-LTS-LN-LNT700/900								
90	CF600/700	D	6	6.6L	1			*7E361	Secure from G.M. Allison
7E364 BRACKET (TRANSMISSION CONTROL SELECTOR CABLE)—Also refer to 7E381									
90	B-F600/800	G	8	All	1		1	D2TZ 7E364-A	
90	C-CT800	All	8	All	1				
90	CF600/800	D				1	1	E8HZ 7E364-A	
90	CF600/800	D			1			E8HZ 7E364-B	
7C369 COVER (TRANSMISSION CONTROL SELECTOR OPENING)									
90	CF600/700	D	6	6.6L	1			E6HZ 7C369-A	
7370 SPACER (TRANSMISSION CONTROL SELECTOR MOUNTING BRACKET) - Improvise									
7E373 INSULATOR (TRANSMISSION REAR MOUNT)									
90	L-LN-LNT-LT-LTS800	D	8	All		AR		D0HZ 7E373-A	5/8" I.D. x 3" O.D.
90	C-CT800	D	8	636 Cat.		4		D1HZ 7E373-A	3/4" I.D. x 3" O.D. x 29/64" thick
90	L-LT-LTS-LN-LNT800/900	D	6	10L		4			

1990/
TRUCK SERIES 600/900

YEAR	MODEL/RESTRICTIONS	ENGINE			QUANTITY			PART NUMBER	DESCRIPTION
		TYPE *	CYL.	C.I.D.	AT- 540	MT- 650, 640, 654	MT 643		
* D-DIESEL, G-GAS -- Cont'd									
7A377 MODULATOR ASSY. (TRANSMISSION SHIFT CONTROL)-See 7E490 repair kit									
90	C-CT800 -- 3208 Turbo	D	8	636		1		E3HZ 7A377-B	#E3HT 7E453-BA
90	B-F-FT600/900	D	6	6.6, 7.8L	1	1	1	E7HZ 7A377-A	#E7HT 7E453-AB
90	L-LT-LTS-LN-LNT800/900	D	6	6.6, 7.8L	1	1	1	E7HZ 7A372-B	#E7HT 7E453-BB
90	L-LT-LTS-LN-LNT800/900	D	6	10L		1		E8HZ 7A377-A	
90	L-LT-LTS-LN-LNT900	D	6	10.3L		1		F0HZ 7A377-A	#E9HT 7E453-BA
90	CF600/700	D	6	6.6L, 7.8L	1	1	1	E6HZ 7A377-A	
90		G	8	All	1	1	1	*7A377	Vendor No. 3039092-secure from Allison
7W380 HOUSING (TRANSMISSION SHIFT CONTROL)									
90	CF600/700	D	6	6.6L	1			E6HZ 7W380-A	
7E381 BRACKET (TRANSMISSION SELECTOR CONTROL CABLE)-Also refer to 7E364									
90	C-CT800	All	8	All	1	1	1	D3HZ 7E381-A	#E3HT 7E381-AA, ED-E3HT 7E381-AA
90	L-LNT-LT-LTS800/900	All	8	All		1			
90	B-F600/800	All	All	All			1		
90	L-LT-LTS-LN-LNT800/900	D	6	10L		1		E8HZ 7E381-A	#E8HT 7E364-AA
7D443 BEZEL ASSY. (TRANSMISSION SHIFT CONTROL)									
90	CF600/700	D	6	6.6L	1			E6HZ 7D443-A	
7E447 SUPPORT (TRANSMISSION SELECTOR CONTROL CABLE TO FLOOR PAN)									
90	C-CT800	All	8	All	1	1	1	D1HZ 7E447-A	
7C463 U-BOLT (TRANSMISSION SELECT LEVER CABLE BRACKET)									
90	CF600/700	D	6	6.6L	1			E6HZ 7C463-A	
7A474 KIT (NEUTRAL SWITCH ACTIVATING PIN)									
90	L-LT-LTS-LN-LNT800/900	D	All	All	1	1	1	E7HZ 7A474-A	Floor mounted shift
7E490 KIT (TRANSMISSION SHIFT MODULE REPAIR)									
90	L-LNT-LTS800	D	8				1	D3HZ 7E490-A	To repair D5HZ 7A377-A module
90	C-CT800								
CONSISTS OF									
1-D3HA 7E490-AB		Gasket		1-87036-S94			"O" Ring		
1-D3HA 7E498-AA		Seal		1-IS-5075			Instruction sheet		
7E491 BRACKET (TRANSMISSION SHIFT CONTROL MODULATOR)									
90	B-F-FT600/900	D	6	6.6, 7.8L	1	1	1	E7HZ 7E491-A	#E7HT 7E491-AA
90	LN700	D	6	6.6, 7.8L	1			E7HZ 7E491-E	#E7HT 7E491-CA
90	L-LT-LTS-LN-LNT700/900	D	6	6.6, 7.8L	1	1	1	E7HZ 7E491-B	#E7HT 7E491-BA
90	L-LT-LTS-LN-LNT900	D	6	10.3L		1		F0HZ 7E491-A	#E9HT 7E491-AA
90	C-CT800 -- 3208 Turbo	D	8	636		1		E3HZ 7E491-B	#E3HT 7E491-BA, E2HT 7E491-CA, CC
90	C-CT800 -- 3208 Turbo	D	8	636		1		E2HZ 7E491-D	#E2HT 7E491-DA
90	CF600/800	D	6	6.6, 7.8L	1	1	1	E7HZ 7E491-D	
90	CF600/800 -- 7.8L, 240 h.p.	D				1	1	E8HZ 7E491-A	
90	CF600/800 -- 7.8L, 185/210 h.p.	D				1	1	E8HZ 7E491-B	
7K499 BRACKET ASSY. (TRANSMISSION CONTROL CABLE)									
90	CF600/800	D			1	1	1	E8HZ 7K499-A	
7A650 CABLE and CONDUIT ASSY. (TRANSMISSION SELECTOR CONTROL)									
90	B-F600/800	All	All	All	1		1	E0HZ 7A650-A	73" long
90	B-F-FT600/900	D	6	6.6, 7.8L	1	1	1	E7HZ 7A650-A	86" Long
90	C-CT800 -- 3208 non turbo	D	8	636 Cat.		1		E1HZ 7A650-B	117 3/16" long, or 116 15/16" long #TACAA 88000-A, E1HT 7C044-GA, #D2HA 7C044-BA, E2HT 7C044-DA, EA
90									
90	C-CT800 -- 3208 Turbo	D	8	636		1		E2HZ 7A650-B	128" long E2HT 7C044-AA, BA

YEAR	MODEL/RESTRICTIONS	ENGINE			QUANTITY			PART NUMBER	DESCRIPTION
		TYPE *	CYL.	C.I.D.	AT- 540	MT- 650,640, 654	MT 643		
* D-DIESEL G-GAS -- Cont'd									
90	L-LT-LTS800	D	8	All		1		D3HZ 7A650-A	56" long-D3HZ 7C044-AA,
90	LNT800	All	8	All		1			E2HT 7C044-CA
90	L-LT-LTS-LN-LNT900	D	6	10L		1		E1HZ 7A650-A	#E1HT 7C044-EA, E8HT-AA, 46.785 or 48" long
90	L-LT-LTS-LN-LNT900	D	6	10L		1			
90	L-LT-LTS800	D	6	6.6,7.8L	1	1	1	E7HZ 7A650-B	52" long #E7HT 7C044-BA
90	LN-LNT800	D	6	6.6,7.8L		1	1		
7752 HOSE (TRANSMISSION OIL COOLER TO WATER BY-PASS)-Improvise from bulk hose C9PZ 18472-E									
7805 LEVER ASSY. (TRANS. CONTROL SHIFT ACCELERATOR SHAFT)									
90	CF600/800	D				1		FOHZ 7805-A	
90	CF600/800	D					1	E8HZ 7805-B	
7890 HOSE ASSY. (TRANSMISSION OIL COOLER)-If not listed improvise from C9TZ 2269-C Hose, 13/32" I.D. x 3/4" O/D, Also (2) Fittings D5TZ 2B323-C, 3/4-16 Fem. end. Also C9TZ 2269-E, 5/8" I.D. x 31/32" O.D. (2) fittings C9TZ 2B323-E, 1 1/16-14 Fem. end.									
90						2		389225-S100	Elbow 45°, 3/4-14-1/16-14 Female thd.
7903 CLIP (TRANSMISSION RETARDER PEDAL RETRACTING SPRING)-Improvise									
7967 BRACKET (TRANSMISSION CONTROL SELECTOR STOP)									
90	C-CT800	All	8	All	1	1	1	E3HZ 7967-A	#E3HT 7967-AA, E0HT 7967-AA
90	L-LN-LNT-LT-LTS600/900	All	8	All	1	1	1		
						1		* 56120-S2	Bolt-hex. washer head-5/16"-18 x 3/4"
						1	1	* 56322-S5	Bolt-hex. washer head-5/16"-18 x 1"
						1	1	33770-S4	(M-89-K)-nut-5/16"-18
7986 COVER (TRANSMISSION CONVERTER HOUSING)									
90	B-C-F-L-LN-LNT-LT LTS600/900	G	8	370,429	1	1	1	D9HZ 7986-A	

The first part of the document discusses the importance of maintaining accurate records of all business transactions. This includes not only sales and purchases but also expenses and income. Proper record keeping is essential for tax purposes and for monitoring the financial health of the company.

The second part of the document focuses on the importance of budgeting and financial planning. A well-defined budget helps management understand the company's financial goals and how to achieve them. It also provides a baseline for measuring performance and identifying areas for improvement.

The third part of the document discusses the importance of controlling costs. This involves identifying areas where expenses can be reduced without sacrificing quality or productivity. Cost control is a key factor in improving profit margins and overall financial stability.

The fourth part of the document addresses the importance of financial reporting. Regular reporting provides management with the information needed to make informed decisions. It also ensures transparency and accountability to stakeholders.

The fifth part of the document discusses the importance of risk management. This involves identifying potential risks to the company's financial health and developing strategies to mitigate them. Risk management is a critical component of long-term financial success.

The final part of the document provides a summary of the key points discussed and offers recommendations for implementing the discussed practices. It emphasizes the need for ongoing monitoring and adjustment to ensure the company remains on track with its financial goals.

1990/
TRUCK SERIES 600/900

YEAR	MODEL/RESTRICTIONS	ENGINE		PART NUMBER	DESCRIPTION	QTY.
		CYL.	C.I.D. (C.C.D.)			
8C002 WASHER (RADIATOR MOUNTING BOLT LOCK)						
90	L-LN-LNT-LT-LTS600/900	6&8	All	D0HZ 8C002-A		2
90	LTL900	6&8	All	E2HZ 8C002-A	3 tab style	2
8003 TUBE or HOSE (RADIATOR TO SUPPLY TANK VENT) - If not listed below improvise from bulk hose (9324) or bulk tubing (2269) - Also refer to group 8497						
90	C600/800 - - diesel	8	636	D0HZ 8003-A	34" long-1/4" I.D.	1
8C004 REINFORCEMENT ASSY. (RADIATOR GRILLE OPENING INNER)						
90	L-LT-LTS800/900 - - with P.T.O. - without extended frame	6&8	All	D0HZ 8C004-A		1
8W004 VENT/CHECK VALVE ASSY.						
90	CL-CLT900 - - ad-tech sys.	6&8	All	E8HZ 8W004-A		1
90	L-LL-LN-LNT-LT-LTL-LTS900 - - ad-tech sys.	6&8	All			1

8005 RADIATOR - Refer to General Information Section for T.S.L. information

RADIATOR CROSS REFERENCE GUIDE

- A To use this guide
1. Find the identification marking on radiator top tank or the side mounting bracket.
 2. Locate this number in the identification column below.
 3. Read across to next column to right to find the service number.
- B If the radiator identification is not known, the pages following this guide have radiator part numbers arranged in the following order:
1. Truck Series
 2. Model years
 3. Number of cylinders
 4. Cubic inch displacement

IDENTIFICATION CHART

(Arranged according to Identification Number)

IDENTIFICATION	PART NUMBER	IDENTIFICATION	PART NUMBER
8005 RADIATOR - Refer to General Information Section for T.S.L. information			
RADIATOR CROSS REFERENCE GUIDE			
E5HT 8W000-BA	E7HZ 8005-AD	E8HT 8005-UA	E8HZ 8005-E
E5HT 8W000-CA	E7HZ 8005-AD	E8HT 8005-VA	E8HZ 8005-F
E5HT 8W000-DA	E7HZ 8005-AD	E8HT 8005-YA	E8HZ 8005-G
87HU 8W000-AA	E7HZ 8005-X	E8HT 8005-ZA	E8HZ 8005-H
87HU 8W000-BA	E7HZ 8005-Z	E8HT 8005-AAA	E8HZ 8005-J
87HU 8W000-CA	E8HZ 8005-D	E8HT 8005-ABA	E8HZ 8005-K
87HU 8W000-DA	E7HZ 8005-AF	E8HT 8005-ACA	E8HZ 8005-L
87HU 8W000-EA	E7HZ 8005-AD	E8HT 8005-ADA	E8HZ 8005-M
87HU 8W000-FA	E8HZ 8005-D	87HU 8005-AA	E7HZ 8005-AE
E3HT 8005-BJB	E0HZ 8005-B	87HU 8005-DA	E7HZ 8005-AC
E3HT 8005-BKB	E0HZ 8005-B	87HU 8005-DB	E7HZ 8005-AC
E3HT 8005-BLB	E0HZ 8005-B	87HU 8005-EA	E7HZ 8005-AL
E8HT 8005-CA	E8HT 8005-A	87HU 8005-FA	E7HZ 8005-AC
E8HT 8005-CB	E8HZ 8005-A	87HU 8005-GA	E7HZ 8005-AA
E8HT 8005-CC	E8HZ 8005-B	87HU 8005-HA	E7HZ 8005-AE
E8HT 8005-FA	E8HZ 8005-S	87HU 8005-JA	E8HZ 8005-V

1990/
TRUCK SERIES 600/900

IDENTIFICATION CHART

(Arranged according to Identification Number)

IDENTIFICATION	PART NUMBER	IDENTIFICATION	PART NUMBER
8005 RADIATOR - Refer to General Information Section for T.S.L. information — Cont'd			
RADIATOR CROSS REFERENCE GUIDE			
E8HT 8009-FB	E8HZ 8009-C	E8HT 8005-ARA	E8HZ 8005-P
EDE8HT 8005-FB	FOHZ 8005-AA	FOHT 8005-CA	FOHZ 8005-B
E8HT 8009-GA	E8HZ 8009-G	FOHT 8005-DA	FOHZ 8005-C
E8HT 8009-HA	E8HZ 8009-H	FOHT 8005-EA	FOHZ 8005-A
E8HT 8009-JA	E8HZ 8009-J	FOHT 8005-FA	FOHZ 8005-D
E8HT 8005-UA	E8HZ 8005-E	FOHT 8005-GA	FOHZ 8005-F
E8HT 8005-UB	FOHZ 8005-Z	FOHT 8005-HA	FOHZ 8005-G
E8HT 8005-VA	E8HZ 8005-F	FOHT 8005-JA	FOHZ 8005-H
E8HT 8005-YA	E8HZ 8005-G	FOHT 8005-KA	FOHZ 8005-G
E8HT 8005-ZA	E8HZ 8005-H	FOHT 8005-LA	FOHZ 8005-E
E8HT 8005-AAA	E8HZ 8005-J	FOHT 8005-MA	FOHZ 8005-J
E8HT 8005-AAB	FOHZ 8005-V	FOHT 8005-NA	FOHZ 8005-K
E8HT 8005-ABA	E8HZ 8005-L	FOHT 8005-RA	FOHZ 8005-T
E8HT 8005-ACA	E8HZ 8005-L	FOHT 8005-TA	★ FOHZ 8005-R
E8HT 8005-ACB	FOHZ 8005-X	FOHT 8005-UA	FOHZ 8005-N
E8HT 8005-ADA	E8HZ 8005-M	FOHT 8005-VA	★ FOHZ 8005-S
E8HT 8005-ADB	FOHZ 8005-Y	FOHT 8005-YA	FOHZ 8005-U

YEAR	MODEL/RESTRICTIONS	QUANTITY				PART NUMBER	DESCRIPTION		
		STD. COOL- ING	EXTRA COOL- ING	H/D COOL- ING	A/C		CORE HEIGHT (INCHES)	CORE THICKNESS (INCHES)	CORE WIDTH (INCHES)
8005	RADIATOR - Refer to General Information Section for T.S.L. information — Cont'd								

APPLICATION CHART

B SERIES

90	B600/700 -- 6 cyl. 6.6L & 7.8L-FTO dsl. w/A/T-w/PTO (non-ATA)	1			1	E8HZ 8005-H	21 1/2	2 17/64	27 43/64
90	B600/700 -- 6 cyl. 6.6L & 7.8L-FTO dsl. w/M/T-w/PTO (non-ATA)	1			1	E8HZ 8005-G	21 1/2	2 17/64	27 43/64
90	Bus 7000 -- 6 cyl. PTO-7.8L FTO dsl. w/M/T-w/PTO (ATA)	1			1	E8HZ 8005-M	21 1/2	2 17/64	27 43/65
90	Bus 7000 -- 6 cyl. PTO-7.8L FTO dsl. w/M/T-w/PTO (ATA)	1			1	E8HZ 8005-L	21 1/2	2 17/64	27 43/65
90	B600/700 -- 6 cyl. 6.6L & 7.8L-FTO dsl. w/A/T-w/o PTO (non ATA)	1			1	E8HZ 8005-E	28 25/32	2 17/64	27 43/64
90	B600/700 -- 6 cyl. 6.6L & 7.8L-FTO dsl. w/M/T-w/o PTO (non-ATA)	1			1	E8HZ 8005-F	28 25/32	1 1/2	27 43/64
90	B600/700 -- 6 cyl. 6.6L & 7.8L-FTO dsl. w/A/T-w/o PTO (ATA)	1			1	E8HZ 8005-J	28 25/32	1 61/64	27 39/64
90	B600/700 -- 6 cyl. 6.6L & 7.8L-FTO dsl. w/M/T-w/o PTO (ATA)	1			1	E8HZ 8005-K	28 25/32	1 61/64	27 39/64

1990/
TRUCK SERIES 600/900

YEAR	MODEL/RESTRICTIONS	QUANTITY				PART NUMBER	DESCRIPTION		
		STD. COOL- ING	EXTRA COOL- ING	H/D COOL- ING	A/C		CORE HEIGHT (INCHES)	CORE THICKNESS (INCHES)	CORE WIDTH (INCHES)
8005	RADIATOR - Refer to General Information Section for T.S.L. information - Cont'd								

APPLICATION CHART

B SERIES

90	B600/700 -- 8 cyl. 370,429-4V M/T exc. P.T.O.	1	1		1	E2HZ 8005-M	29 1/2	2 1/4	27 43/64
90	B700 -- 6 cyl. FNH 6.6L (170,185 H.P.)-A/T without P.T.O.	1				F0HZ 8005-E			
90	B700 -- 6 cyl. FNH 7.8L (185,210 H.P.)-A/T without P.T.O.	1							
90	B700 -- 6 cyl. FNH 7.8L (170, 185,210 H.P.)-M/T with P.T.O.	1				F0HZ 8005-F			
90	B700 -- 6 cyl. FNH 7.8L(215, 240 H.P.)-M/T	1				F0HZ 8005-A			
90	B600/700 -- 6 cyl. FNH 6.6L,7.8L-M/T without P.T.O.	1				F0HZ 8005-C			
90	B700 -- 6 cyl. FNH 7.8L (215,240 H.P.)-A/T without P.T.O.	1				F0HZ 8005-D			
90	B700 -- 6 cyl. FNH 7.8L (215, 240 H.P.)-A/T with P.T.O.	1				F0HZ 8005-F			
90	B700 -- 6 cyl. FNH 7.8L (215, 240 H.P.)-A/T	1							
90	B600/700 -- 8 cyl. 370-M/T	1				E0HZ 8005-A	23 19/32	2 17/64	27 43/64
	B600/700 -- 8 cyl. 370-2V - M/T		1						
	B600/700 -- 8 cyl. 370-4V - M/T		1			E0HZ 8005-F	29 1/2	2 17/64	27 43/64
	B600/700 -- 8 cyl. 370 - A/T	1			1				
	B600/700 -- 8 cyl. 370								
	B700 -- 8 cyl. 429 - M/T	1	1						
	B700 -- 8 cyl. 429 - A/T	1	1						
	B700 -- 8 cyl. 429 - P.T.O.	1	1			E0HZ 8005-B	29 1/2	2 17/64	27 43/64
90	B700 -- 8 cyl. 636 (3208) cat. diesel-exc. P.T.O.	1	1			E3HZ 8005-A	28 25/32	2 17/64	27 43/64
	B700 -- 8 cyl. 636 (3208) Cat. diesel -- P.T.O.	1	1			E3HZ 8005-B	28 25/32	2 17/64	27 43/64
90	B600/700 -- 8 cyl. 6.1L,7.0L M/T without eng. oil cooler	1				F0HZ 8005-B			
90	B600/700 -- 8 cyl. 6.1L,7.0L -A/T without eng. oil cooler	1				F0HZ 8005-J			
90	B600/700 -- 8 cyl. 6.1L,7.0L -M/T		1			F0HZ 8005-K			
90	B600/700 -- 8 cyl. 6.1L,7.0L-A/T with eng. oil cooler	1				F0HZ 8005-N			
90	B600/700 -- 8 cyl. 6.1L,7.0L -M/T with eng. oil cooler	1				F0HZ 8005-T			

C-CT SERIES

90	C-CT600/800 -- 8 cyl. 636 cat. (3208N) diesel-A/T-	1	1			E3HZ 8005-H	27 3/8	2 17/64	29 21/64
90	C-CT600/800 -- 8 cyl. 636 Cat. (3208T) diesel-M/T		1			E2HZ 8005-C	24 13/16	2 17/64	26 15/32
90	C-CT800 -- 8 cyl. 636 Cat. (3208T) diesel-M/T	1							

1990/
TRUCK SERIES 600/900

YEAR	MODEL/RESTRICTIONS	QUANTITY				PART NUMBER	DESCRIPTION		
		STD. COOL- ING	EXTRA COOL- ING	H/D COOL- ING	A/C		CORE HEIGHT (INCHES)	CORE THICKNESS (INCHES)	CORE WIDTH (INCHES)
8005	RADIATOR - Refer to General Information Section for T.S.L. information - Cont'd								

APPLICATION CHART

C-CT SERIES

90	C-CT800 -- 8 cyl. 636 Cat. (3208T) diesel-M/T	1				E2HZ 8005-D	27 3/8	2 17/64	29 21/64
90	C-CT800 -- 8 cyl. 636 cat. (3208T) diesel-A/T	1	1						
90	C-CT600/800 -- 8 cyl. 636 Cat. (3208N) diesel-M/T		1			E5HZ 8005-M			

CL-CLT SERIES

● Not used in noise level restriction areas.

▲ Use in noise level restriction areas.

90	CL-CLT900 -- 8 cyl. 636, diesel	1				D8HZ 8005-A	48 5/8	2 15/16	34 39/64
90	CL-CLT -- 893 Cat (280/325 H.P. @ 2100) exc. Calif.	1				D8HZ 8005-C	48 5/8	2 15/16	34 39/64
90	CL-CLT -- 893 Cat. (300 DIT) Calif. only	1							
90	CL-CLT -- 893 Cat. (290/305 H.P. @ 1900)	1							
90	CL-CLT900 -- Susp. cab and Cat. 3406	1							
90	CL-CLT900 -- w/Cum. NTC, L10 diesel	1				E8HZ 8005-S			
90	CL-CLT900 -- fixed cab and Cat. 3406	1				D8HZ 8005-D	48 5/8	2 15/16	34 39/64
90	CL-CLT900 -- 6 cyl. 893 Cat. (3406) w/ad-tech sys.	1				E8HZ 8005-R	37 15/16	2 17/64	28 3/64
90	CL-CLT900 -- Cum. L10, NTC diesel	1				F0HZ 8005-AA			

CF SERIES

90	CF600/700 -- 6.6L dsl. w/M/T	1				E6HZ 8005-F			
90	CF600/700 -- 6.6L dsl. w/A/T -- 165 H.P.	1				E7HZ 8005-AD			
90	CF600/700 -- 6.6L dsl. w/A/T -- 170 H.P.	1				E7HZ 8005-X			
90	CF800 -- 7.8L dsl. w/M/T	1				E7HZ 8005-AE			
90	CF700/800 -- 7.8L dsl. w/A/T	1				E7HZ 8005-Z			
90	CF600/800 -- 6.6L dsl. w/M/T					E7HZ 8005-AC			
90	CF700 -- 6.6L dsl. M/T	1				E7HZ 8005-AA			
90	CF ALL -- w/A/T	1				E8HZ 8005-D			
90	CF-CFT800 -- 7.8L dsl. w/M/T-240 H.P.	1				E8HZ 8005-V			

**1990/
TRUCK SERIES 600/900**

YEAR	MODEL/RESTRICTIONS	QUANTITY				PART NUMBER	DESCRIPTION		
		STD. COOL- ING	EXTRA COOL- ING	H/D COOL- ING	A/C		CORE HEIGHT (INCHES)	CORE THICKNESS (INCHES)	CORE WIDTH (INCHES)
8005	RADIATOR - Refer to General Information Section for T.S.L. information — Cont'd								

APPLICATION CHART

F SERIES

90	F-FT600/800 -- 6 cyl. 6.6L & 7.8L-FTO dsl. w/A/T-w/PTO (non-ATA)	1			1	E8HZ 8005-H	21 1/2	2 17/64	27 43/64
90	F-FT600/800 -- 6 cyl. 6.6L & 7.8L FTO dsl. w/M/T-w/PTO (non-ATA)	1			1	E8HZ 8005-G	21 1/2	2 17/64	27 43/64
90	F700/800 -- 7.8L FTO dsl. w/A/T-w/PTO (ATA)	1			1	E8HZ 8005-M	21 1/2	2 17/64	27 43/64
90	F700/800 -- 7.8L FTO dsl. w/M/T-w/PTO-(ATA)	1			1	E8HZ 8005-L	21 1/2	2 17/64	27 43/64
90	F-FT600/800 -- 6 cyl. 6.6L & 7.8L FTO dsl. w/A/T-w/o PTO (non-ATA)	1			1	E8HZ 8005-E	28 25/32	2 17/64	27 43/64
90	F-FT600/800 -- 6 cyl. 6.6L & 7.8L FTO dsl. w/M/T-w/o PTO (non-ATA)	1			1	E8HZ 8005-F	28 25/32	1 1/2	27 43/64
90	F-FT600/800 -- 6 cyl. 6.6L & 7.8L-FTO dsl. w/M/T-w/o PTO (ATA)	1			1	E8HZ 8005-J	28 25/32	1 61/64	27 39/64
90	F-FT600/800 -- 6 cyl. 6.6L & 7.8L-FTO dsl. w/M/T-w/o PTO (ATA)	1			1	E8HZ 8005-K	28 25/32	1 61/64	27 39/64
90	F600/800 -- 8 cyl. 370 - M/T	1				E0HZ 8005-A	23 19/32	2 17/64	27 43/64
	F600/800 -- 8 cyl. 370-2V - M/T		1						
	F600/800 -- 8 cyl. 370-A/T	1				E0HZ 8005-F	29 1/2	2 17/64	27 43/64
	F600/800 -- 8 cyl. 370				1				
	F700/800 -- 8 cyl. 429 - A/T	1							
90	F600/800 -- 8 cyl. 370,429 4V-M/T		1		1	E2HZ 8005-M	29 1/2	2 1/4	27 43/64
90	F700/800 -- 8 cyl. 429 - P.T.O.	1	1			E0HZ 8005-B	29 1/2	2 17/64	27 43/64
90	F-FT700/800 -- 8 cyl. 636 (3208) Cat. diesel exc. P.T.O.	1	1			E3HZ 8005-A	28 25/32	2 17/64	27 43/64
	F-FT700/800 -- 8 cyl. 636 (3208) Cat. diesel -w/P.T.O.	1	1			E3HZ 8005-B	28 25/32	2 17/64	27 43/64

1990/
TRUCK SERIES 600/900

YEAR	MODEL/RESTRICTIONS	QUANTITY				PART NUMBER	DESCRIPTION		
		STD. COOL- ING	EXTRA COOL- ING	H/D COOL- ING	A/C		CORE HEIGHT (INCHES)	CORE THICKNESS (INCHES)	CORE WIDTH (INCHES)

8005 RADIATOR - Refer to General Information Section for T.S.L. information - Cont'd

APPLICATION CHART

F SERIES

90	F700/800 -- 6 cyl. FNH 6.6L (170,185 H.P.)-A/T without P.T.O.	1				FOHZ 8005-E			
90	F700/800 -- 6 cyl. FNH 7.8L (185,210 H.P.)-A/T without P.T.O.	1							
90	F700/800 -- 6 cyl. FNH 7.8L (170,185,210 H.P.)-M/T with P.T.O.	1				FOHZ 8005-F			
90	F-FT700/900 -- 6 cyl. FNH 7.8L (215, 240 H.P.)-M/T	1				FOHZ 8005-A			
90	F-FT600/900 -- 6 cyl. FNH 6.6L,7.8L-without P.T.O.	1				FOHZ 8005-C			
90	F-FT600/900 -- 6 cyl. FNH 7.8L, (215, 240 H.P.)-A/T	1				FOHZ 8005-D			
90	F-FT700/900 -- 6 cyl. FNH 7.8L (215,240 H.P.) -A/T without P.T.O.	1				FOHZ 8005-D			
90	F-FT700/900 -- 6 cyl. FNH 7.8L(215,240 H.P.)-A/T with P.T.O.	1				FOHZ 8005-F			
90	F-FT700/900 -- 6 cyl. FNH 7.8L (215,240 H.P.)-A/T with P.T.O.	1				FOHZ 8005-G			
90	F-FT600/800 -- 8 cyl. 6.1L,7.0L-M/T	1				FOHZ 8005-B			
90	F-FT600/800 -- 8 cyl. 6.1, 7.0L -A/T-without eng. oil cooler	1				FOHZ 8005-J			
90	F-FT600/800 -- 8 cyl. 6.1L,7.0L -M/T		1			FOHZ 8005-K			
90	F-FT600/800 -- 8 cyl. 6.1L,7.0L -A/T with eng. oil cooler	1				FOHZ 8005-N			
90	F-FT600/800 -- 8 cyl. 6.1L,7.0L -M/T with eng. oil cooler	1				FOHZ 8005-T			

L-LN-LNT-LT-LTL-LTS SERIES

90	LN700 -- 8 cyl. 636 (3208)-175 H.P. Cat. diesel-	1	1			E3HZ 8005-K	24 1/2	2 1/4	26 1/2
90	L-LN-LNT-LT-LTS800 -- 6 cyl. 7.8L FNH diesel-compt. of E8HT 8009-GB	1			1	E8HZ 8005-U	28 3/64	1 1/2	37 29/32
90	L-LN-LNT-LT-LTS800 -- 8 cyl. 636 (3208T) Cat. diesel with M/T-with A/C	1				E4HZ 8005-C	26 7/16	2 1/4	30 3/4
90	L-LN-LNT-LT-LTS800 8 cyl. 636 (3208T) Cat. diesel w/o A/C with M/T	1				E4HZ 8005-J	26 7/16	1 1/2	30 3/4
90	L-LN-LNT-LT-LTS800 -- 8 cyl. 636 (3208N) Cat. diesel with A/T	1				E4HZ 8005-B	26 7/16	2 1/4	30 3/4

1990/
TRUCK SERIES 600/900

YEAR	MODEL/RESTRICTIONS	QUANTITY				PART NUMBER	DESCRIPTION		
		STD. COOL- ING	EXTRA COOL- ING	H/D COOL- ING	A/C		CORE HEIGHT (INCHES)	CORE THICKNESS (INCHES)	CORE WIDTH (INCHES)
8005	RADIATOR - Refer to General Information Section for T.S.L. information - Cont'd								

APPLICATION CHART

L-LN-LNT-LT-LTL-LTS SERIES

90	LN-LNT900 -- 6 cyl. L10 Cums-diesel, NTC270 with M/T	1				E4HZ 8005-L	26 53/64	2 1/4	30 3/4
90	L-LN-LNT-LT-LT900 -- 6 cyl. NTC/Form. 250,290,300,350	1				E4HZ 8005-H			
90	LN-LNT900 -- 6 cyl. w/L-10 diesel with low temperature after cooler-M/T,	1			1	E5HZ 8005-A w/o A/C	27 7/64	2 17/64	37 27/32
		1				E5HZ 8005-F w/A/C	27 3/32	2 17/64	37 27/32
90	L-LT-LN-LNT900 -- 6 cyl. NTC 300 with low temperature after cooler-A/T with A/C	1			1	E5HZ 8005-G	27 3/32	2 17/64	37 27/32
90	L-LT-LTS-LN-LNT900 -- 855 Cum. diesel (NTC 300) low temperature after cooler	1				E5HZ 8005-A	27 7/64	2 17/64	37 27/32
90	L-LN-LNT-LT900 -- 6 cyl. NTC/Form. 240,270,300 Cum. diesel with A/C	1				E4HZ 8005-G	27	1 1/2	37 27/32
90	L-LN-LNT-LT900 -- 6 cyl. NTC/Form 240,270,300 Cum. diesel without A/C-	1				E1HZ 8005-R	27	2 1/4	37 27/32
90	L-LN-LNT-LT-LTS9000 -- w/NTC Form 240, 270 Cum L10-w/o A/C	1				E7HZ 8005-M	27 39/64	2 17/64	37 27/64
90	L-LN-LNT-LT-LTS900 w/350, BC4 Cum. -- 4 Row-2 Pass	1			1	E7HZ 8005-V	27 3/32	2 17/64	37 27/32
90	L-LN-LNT-LT-LTS-LTL w/3406 Cat. ATA AC compt. of E8HT 8009-AC and BB	1			1	E8HZ 8005-N	28 3/64	1 1/2	37 15/16
90	L-LN-LNT-LT-LTS900 -- w/Cum. L10-610 C.I.D.	1			1	E5HZ 8005-G	27 3/32	2 17/64	37 27/32
90	L-LN-LNT-LT-LTS-LTL w/Cummins NTC/Form, compt. of E8HT 8009-CB, DB,EB,FB	1			1	E8HZ 8005-P	28 3/64	1 1/2	37 15/16
90	LL and LTL900 -- Cat 3406 (893)	1			1	E7HZ 8005-N	33 29/64	3 1/4	43 13/64
90	LL-LTL900 -- Cum. NTC, L10 diesel-compt. of E8HT 8009-LA,MA,NA,RA	1			1	E8HZ 8005-T			
90	LN-LNT900 -- Cat. 3306 diesel-compt. of E8HT 8009-KA	1				E9HZ 8005-B	28	1 1/2	37 29/32

YEAR	MODEL/RESTRICTIONS	ENGINE		PART NUMBER	DESCRIPTION	QTY.
		CYL.	C.I.D. (C.C.D.)			
8005	RADIATOR - Refer to General Information Section T.S.L. information - Cont'd					
90	B-F600	6&8	All	34445-57-8	(M-80)-nut (rad. insulator and plate to R.H. frame side member)-lock-3/8"-24	4
90	B-F600/800	6&8	All		Nut (radiator to radiator support)	2

1990/
TRUCK SERIES 600/900

YEAR	MODEL/RESTRICTIONS	ENGINE		PART NUMBER	DESCRIPTION	QTY.			
		CYL.	C.I.D. (C.C.D.)						
8005 RADIATOR - Refer to General Information Section for T.S.L. information - Cont'd									
90	C-CT600/900	6&8	All	34447-S2	(M-83)-nut-7/16"-20	1or2			
90	C-CT900	8	All		Nut (radiator to L.H. side member)	1			
90	B-F600/700	6&8	All	353433-S	(BB-212)-bolt (radiator to deflector)-3/8"- 24 x 13/16"	2or4			
90	F700/900	8	All		Bolt (radiator to support or extension)	4or6			
90	C-CT600/900	6&8	All	44730-S8	(X-26)-flatwasher-7/16"	1or2			
90	C-CT600/800	6&8	All		Flatwasher (radiator to R.H. and L.H. radiator support)	2			
90	B-F600/800	6&8	All	44727-S8	(X-24)-flatwasher (radiator, insulator and plate to R.H. side member)-3/8"	AR			
90	B-F600/800	6&8	All		Flatwasher (radiator to radiator support)	4			
90	B-F600	6&8	All	34807-S8	(X-66)-lockwasher (radiator to support)	4			
90	B-F600/800	6&8	All		Lockwasher (radiator to radiator support)	4			
90	B-F600/800	6&8	All	20349-S7-8	(B-170)-bolt (radiator to rad. supp.)-3/8"- 24 x 3/4"	4			
90	LTL900	6&8	All	389139-S2	(BB-449-E)-bolt (radiator to frame)- 3/4"-10 hex. hd.	2			
90	L-LN-LNT-LT-LTS800 Cat. 3208	8	All	370080-S	(11-51)-bushing (radiator to 10D968) 1/2" x 1/4"	1			
8L005 COOLER KIT (RADIATOR TRANSMISSION OIL)									
90	All - - use to service FOHZ- 8005-N,T	All	All	FOHZ 8L005-A		1			
8C006-7 FILLER PANEL (RADIATOR GRILLE OPENING)									
90	L-LT-LTS800/900 - - with P.T.O. without extended frame	6&8	All	DOHZ 8C006-A	R.H.	1			
				DOHZ 8C007-A	L.H.	1			
8W006 TUBE ASSY. (RAD)									
90	CF600/700	6	6.6L	E7HZ 8W006-A	#E5HT-CA, 87HU-AA	1			
YEAR	MODEL/RESTRICTIONS	QUANTITY				PART NUMBER	DESCRIPTION		
		STD. COOL- ING	EXTRA COOL- ING	H/D COOL- ING	A/C		CORE HEIGHT (INCHES)	CORE THICKNESS (INCHES)	CORE WIDTH (INCHES)
8009 RADIATOR AND SUPPORT ASSY.									
90	LL-LTL900 - - w/Cumm. (w/shutters)	1			1	E8HZ 8009-E	28 3/64	1 1/2	37 15/16
YEAR	MODEL/RESTRICTIONS	ENGINE		PART NUMBER	DESCRIPTION	QTY.			
		CYL.	C.I.D. (C.C.D.)						
8009 RADIATOR AND SUPPORT ASSY. - Cont'd									
90	L-LN-LS-LT-LTS900 - - Cat. diesel	6	893	★ E8HT 8009-A	Use E8HZ 8A297-D support kit Use E8HZ 6K775-H cooler assy. Use E8HZ 8005-N radiator				
90	LL-LTL900 - - Cat. diesel	6	893	★ E8HT 8009-B	Use E8HZ 8A297-D support kit Use E8HZ 8A297-E hoop kit Use E8HZ 6K775-H cooler assy. Use E8HZ 8005-N radiator				
90	L-LN-LS-LT-LTS900 - - Cum. diesel w/shutters	6	855,10L	★ E8HT 8009-C	Use E8HZ 8A297-D support kit Use E8HZ 8475-A shutter assy. Use E8HZ 8005-P radiator				
90	L-LN-LS-LT-LTS900 - - Cum. diesel w/o shutters	6	855,10L	★ E8HT 8009-D	Use E8HZ 8A297-D support kit Use E8HZ 8A297-A radiator support kit Use E8HZ 8005-P radiator				
90	LL-LTL900 - - Cum. diesel w/shutters	6	855,10L	★ E8HT 8009-E	Use E8HZ 8A297-D support kit Use E8HZ 8A297-E hoop kit Use E8HZ 8475-A shutter assy. Use E8HZ 8005-P radiator				
90	LL-LTL900 - - Cum. diesel w/o shutters	6	855,10L	★ E8HT 8009-F	Use E8HZ 8A297-D support kit Use E8HZ 8A297-E hoop kit Use E8HZ 8A297-A radiator support kit Use E8HZ 8005-P radiator				

1990/
TRUCK SERIES 600/900

YEAR	MODEL/RESTRICTIONS	ENGINE		PART NUMBER	DESCRIPTION	QTY.
		CYL.	G.I.D. (C.C.D.)			
8009 RADIATOR AND SUPPORT ASSY. — Cont'd						
90	L-LN-LNT-LS-LT-LTS700/800 FNH dsl. w/o shutters	6	6.6L,7.8L	* E8HT 8009-G	Use E8HZ 8005-U radiator Use E8HZ 8A297-A support kit Use E8HZ 8A297-D support kit	
90	L-LN-LNT-LS-LT-LTS700/800 FNH dsl. w/shutters	6	6.6L,7.8L	* E8HT 8009-H	Use E8HZ 8A297-D support kit Use E8HZ 8005-A radiator Use E8HZ 8475-A shutter assy.	
90	L-LN-LNT-LS-LT-LTS700/800 -- FNH dsl. w/o shutters	6	6.6L,7.8L	* E8HT 8009-J	Use E8HZ 8A297-D support kit Use E8HZ 8005-U radiator Use E8HZ 6K775-G cooler assy.	
90	L-LN-LNT-LS-LT-LTS900 -- Cat. 3306	6	638	* E8HT 8009-K	Use E8HZ 8A297-D support kit Use E9HZ 8005-B radiator Use E9HZ 6K775-A cooler assy.	
90	L-LN-LNT-LS-LT-LTS900 -- Cum. diesel w/shutters	6	855,10L	* E8HT 8009-L	Use E8HZ 8A297-D support kit Use E8HZ 8475-A shutter assy. Use E8HZ 8005-T radiator	
90	L-LN-LNT-LS-LT-LTS900 -- Cum. diesel w/o shutters	6	855,10L	* E8HT 8009-M	Use E8HZ 8A297-D support kit Use E8HZ 8A297-A radiator support kit Use E8HZ 8005-T radiator	
90	LL-LTL900 -- Cum. diesel diesel w/shutters	6	855,10L	* E8HT 8009-N	Use E8HZ 8A297-D support kit Use E8HZ 8A297-E hoop kit Use E8HZ 8475-A shutter Use E8HZ 8005-T radiator	
90	LL-LTL900 -- Cum. diesel w/o shutters	6	855,10L	* E8HT 8009-R	Use E8HZ 8A297-D support kit Use E8HZ 8A297-E hoop kit Use E8HZ 8A297-A radiator support kit Use E8HZ 8005-T radiator	
8010 CORE (HEADER ASSY.)						
90	B-F700/800 -- FNH (185 H.P.) M/T without P.T.O.	6	6.6L	FOHZ 8010-A	W/FOHT 8005-YA	1
90	B-F700/800 -- gas	8	6.1L,7.0L			
90	B-F-FT700/900 -- FNH (214,240 H.P.)-A/T with P.T.O.	6	7.8L	FOHZ 8010-B	W/FOHT 8005-JB,KB	1
90	B-F-FT700/900 -- FNH (214,240 H.P.)-M/T	6	7.8L	FOHZ 8010-C	W/FOHT 8005-LB,RB,UB,MA,NA	1
90	B-F-FT700/900 -- FNH(214,240 H.P.)-A/T without P.T.O.	6	7.8L			1
90	B-F700/800 -- FNH (185 H.P.) M/T	6	6.6L			1
90	B-F700/800 -- gas-M/T,A/T	8	6.1L,7.0L			1
90	B-F600/800 -- gas-M/T	8	6.1L,7.0L	FOHZ 8010-D	W/FOHT 8005-CB,DB	1
90	B-F-FT600/900 -- FNH-M/T without P.T.O.	6	6.6L,7.8L			
90	CL-CLT900 -- w/Cat. 3406 diesel	6	893	E8HZ 8010-A	W/E8HZ 8005-N	1
90	L-LN-LNT-LT-LTS-LTL900 -- w/Cat. 3406 diesel	6	893			1
90	L-LN-LNT-LS-LT-LTS900 -- w/Cum. NTC, L10 diesel	6	855,610	E8HZ 8010-B	W/E8HZ 8005-P	1
90	L-LN-LNT-LS-LT-LTS700/800 -- w/FNH diesel and ad-tech sys.	6	6.6L,7.8L	E8HZ 8010-C	W/E8HZ 8005-U	1
8L010 BOLT (RADIATOR TO SIDE RAIL)						
90	L-LN-LNT-LT-LTS800/900	6&8	All	DOHZ 8L010-A	#Blue-hex shoulder-5/8"-11 x 2 9/32"	2
90	L-LN-LNT-LT-LTS800/900	6&8	All	DOHZ 8L010-B	#Orange-hex shoulder 5/8"-11 x 2 15/64"	2
90	L-LN-LNT-LT-LTS600/900	6&8	All	DOHZ 8L010-C	#Olive drab-hex shoulder 5/8"-11 x 2 11/64"	2
8C011 PLATE ASSY. (RADIATOR GRILLE OPENING PANEL REINFORCEMENT)						
90	L-LT-LTS800/900 -- with P.T.O. without extended frame	6&8	All	DOHZ 8C011-A		4

1990/
TRUCK SERIES 600/900

YEAR	MODEL/RESTRICTIONS	ENGINE		PART NUMBER	DESCRIPTION	QTY.
		CYL.	C.I.D. (C.C.D.)			
8C012 HOSE (RADIATOR AIR ASPIRATOR)-Improvise from bulk hose (4090)						
8020 NECK ASSY. (WATER FILLER)						
90	C-CT600/900	8	All	D5HZ 8020-A		1
90	L-LN-LNT900 -- Cat. 3406	6	893	E8HZ 8020-A		1
90	L-LN-LNT-LT900 -- Cum. L10 w/A/T	6	610			1
8B023 TUBE (WATER BY-PASS ENGINE TO RADIATOR)-Improvise from bulk tubing (2269)						
8K025 ADAPTER (RADIATOR SHUTTER)						
90	L-LN-LNT-LT-LTS800/900	8	All	D0HZ 8K025-A		1
90	C-CT900	8	All			1
90	C-CT800	8	All			1
8A045 SPACER (RADIATOR)-Improvise						
8053 SPACER RADIATOR SUPPORT						
90	CF600/700	6	All	E6HZ 8053-A	81DB/BB	
8A058 SUPPORT (RADIATOR LOWER)-Also refer to group 8A450						
90	CF600/700	6	All	E6HZ 8A058-A	#E5HT 8A291-CA	1
	CF600/700	6	All	E6HZ 8A058-C	#E5HT 8A291-CA	1
90	C-CT600/800	8	All	E3HZ 8A058-A	#E3HT 8A058-AA	
90	LT-LTS-LN-LNT900-	6&8	All	E2HZ 8A058-A	R.H.-#E2HT 8C003-AA	1
90	LTL900 -- diesel exc. 89 Cum. L10	6&8	All	E1HZ 8A058-A	#E1HT-AA	1
90	LL-LNT9000	6	893	E8HZ 8A058-A	#E8HT-BA	1
90	LTL900 -- Cum. L10 w/ad tech cool sys.	6	610			1
8A060 PLATE (RADIATOR SUPPORT HOOD HINGE)						
90	B-F600/800 -- with tilt hood	6&8	All	E4HZ 8A060-A	#E3HT-AB	1
8061 TANK (RADIATOR SIDE BOLT ON) - Refer to group 8080						
8061 TANK (RADIATOR UPPER BOLT ON)-Also refer to group 8B378/9 gasket kits						
90	B-F(All) -- FNH diesel & gas	6&8	All	F0HZ 8061-A	Upper-w/F0HT 8005-CB,DB,EB,FC,GB,HB, KB,LB,RB,UB,YC,MA,NA	1
90	CL-CLT900 -- Cat. 3406 diesel	6	893	E8HZ 8061-B	Upper & lower	2
90	L-LN-LNT-LT-LTS900 -- Cat. 3406 diesel	6	893	E8HZ 8061-A	R.H. & L.H.	2
90	L-LN-LNT-LT-LTS900 -- Cum. NTC, L10 diesel	6	855,610	E8HZ 8061-C	R.H.-has 2 outlets	1
90	L-LN-LNT-LT-LTS900 -- Cum. NTC, L10 diesel	6	855,610	E8HZ 8061-E	R.H. & L.H.-has 1 outlet	2
90	L-LN-LNT-LS-LT-LTS700/800 -- FNH, 6.6L, 7.8L diesel	6	402,476	E8HZ 8061-F	R.H. & L.H.	2
90	CL-CLT900 -- Cum. NTC, L10 diesel	6	855,610	E9HZ 8061-A	Upper & lower	1
8C063-6 HOSE (COOLANT)-Improvise from bulk hose (18472)						
90	L-LN900 -- w/air brakes - diesel	8	636	383867-S	(II-23-UA)- elbow (hose to comp.) - 1/2" - 14 x 5/8" hose	1
8067 BAFFLE ASSY. (RADIATOR)						
90	L-LN-LNT-LT-LTS900 -- Cum. diesel	6	855	D1HZ 8067-D	Use w/stainless steel or alum. tanks	1
8C067-9 HOSE (COOLANT)-Improvise from bulk hose (18472) if not shown						
90	L-LT-LTS-LN-LNT900	6	855	D9HZ 8C068-A	#D8HT 8286-AA - Mat'l Rubber 1"	1
90	L-LT-LTS-LN-LNT900	6	855	D9HZ 8C068-B	#D9HT 8286-ARA - Mat'l Silicone 1"	1
90	L-LT-LN-LNT-LTL900 -- Cum. NTC with low temperature after cooler	6	855	E5HZ 8C068-A	#381242-S250A - Mat'l rubber 3/8"	1
90	L-LT-LN-LNT-LTL900 -- Cum. NTC with low temperature after cooler	6	855	E5HZ 8C068-B	#381308-S250A - Mat'l silicone 3/8"	1

1990/
TRUCK SERIES 600/900

YEAR	MODEL/RESTRICTIONS	ENGINE		PART NUMBER	DESCRIPTION	QTY.
		CYL.	C.I.D. (C.C.D.)			
8C074 HEAD (WATER FILTER MOUNTING)						
90	LTL900 -- diesel	6&8	All	D2HZ 8C074-A		1
90	L-LN-LNT-LT-LTS600/900 -- Cat. 3208 diesel	8	636			1
90	B-F-L600/800	6	7.8L	E8HZ 8C074-A		1
8080 TANK (RADIATOR LOWER BOLT ON)						
90	B-F-FT600/800 -- gas M/T with eng. oil cooler	8	6.1L,7.0L	FOHZ 8080-A	Bottom-w/FOHT 8005-RB	1
90	B-F-FT600/800 -- gas A/T with eng. oil cooler	8	6.1L,7.0L	FOHZ 8080-B	Bottom-w/FOHT 8005-UB	1
90	B-F-FT600/800-gas M/T	8	6.1L,7.0L	FOHZ 8080-C	Bottom-w/FOHT 8005-CB,NA	1
90	B-F-FT600/800 -- FNH diesel M/T without P.T.O.	8	6.1L,7.8L	FOHZ 8080-D	Bottom-w/FOHT 8005-GB,JB,YC	1
90	B-F-FT600/900 -- FNH diesel A/T with P.T.O.	6	6.6L,7.8L			1
90	B-F600/700	8	6.1L,7.0L			1
90	B-F-FT600/900 -- FNH (215, 240 H.P.) diesel A/T with P.T.O.	6	7.8L	FOHZ 8080-E	Bottom-w/FOHT 8005-KB,LB,MA	1
90	B-F600/800 -- gas A/T	8	6.1L,7.0L			1
90	CL-CLT900 -- Cum. NTC, L10 diesel	6	855,610	E8HZ 8080-B	Lower	1
90	L-LN-LNT-LT-LTS900 -- Cum. NTC, L10 diesel	6	855,610	E8HZ 8080-A	L.H.	1
8A080 RESERVOIR ASSY. (RADIATOR COOLANT RECOVERY) - Also refer 8522						
90	B-F-FT600/900	All	All	FOHZ 8A080-A		1
90	CF600/800	6	All	E8HZ 8A080-E	87HU-BA	1
90	C-CT800 -- Cat. 3208T diesel	8	636	E2HZ 8A080-B	#E2HT-BA	1
90	CL-CLT900	6&8	All	D9HZ 8A080-B	#D9HT 8C045-AA,DB	1
90	CL-CLT900 -- w/3406 ATA	8	893	E8HZ 8A080-B	#E8HT-AA	1
90	B-F-L -- w/7.8L FNH dsl.	6	7.8L	E7HZ 8A080-A	#E7HT 8C045-AB	1
90	B-F600/800	All	All	E7HZ 8A080-C	#E7HT 8C045-CA-incl. E6ZZ 8K103-A	1
90	L-LT-LTS-LN-LNT800 -- 3208 Cat.	8	636	E4HZ 8A080-A	#E4HT 8C045-BA	1
90	LNT900 -- cum. L10 dsl.	6	10.0L			
90	L-LN-LNT-LT-LTS -- w/3406	6	893	E8HZ 8A080-A	#E8HT-JC,JD,JE	1
90	L-LN-LNT-LT-LTS -- Cum. NTC/ Form. diesel	6	855			1
90	L-LN-LNT-LT-LTS900 -- Cat. 3306 diesel	6	10L	E9HZ 6A080-B		1
90	LL-LTL -- w/3406 ATA	6	893	E8HZ 8A080-C	#E8HT-GA	1
90	LL-LTL -- w/Cumm. NTC 855 (444 H.P.)	6	855			1
90	LTL -- w/Cum. L10	6	10L			1
90	LN-LNT900 -- Cat. 3306	6	638	E9HZ 8A080-A		1
90	L-LN-LT-LNT-LTS900 -- w/butterfly hood exc. Cum. NTC/Form. diesel	All	All	E9HZ 8A080-C		1
8081 HOSE (RADIATOR DRAIN)-Improvise from bulk hose (9324)						
8A081 BRACKET-(RADIATOR SUPPLY TANK)-UPPER						
90	CL-CLT -- w/3406	6	893	E8HZ 8A081-B	#E8HT-EA	1
90	L-LS-LN-LNT-LTS-LT900 -- w/3406	6	893	E8HZ 8A081-C	#E8HT-DB	1
90	L-LN-LNT-LS-LT-LTS900 -- w/Cum. NTC 444	6	855	E8HZ 8A081-D		1
90	LL-LTL -- w/3406	6	893	E8HZ 8A081-A	#E8HT-CB	1
90	LTL -- w/Cum. L10	6	10L			1
8A082 BRACKET ASSY. (RADIATOR SUPPLY TANK MOUNTING)						
90	B-F -- w/7.8L-FTO dsl.	6	7.8L	E7HZ 8A082-B	#E7HT 8C087-BB (opt.-frt. end tilting)	1
90	C-B-F -- w/7.8L-FTO dsl.	6	7.8L	E7HZ 8A082-A	#E7HT 8C087-AB	1
90	CF600/700	6	All	E6HZ 8A082-A	#E5HT 8A305-BA	1
90	CF600/700	6	All	E6HZ 8A082-B	#E5HT 8A305-CA	1

JULY, 1989

COPYRIGHT © 1989-

FORD MOTOR
COMPANY

-DEARBORN, MICHIGAN

NEW ISSUE

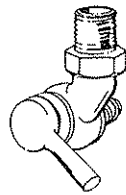
1990/
TRUCK SERIES 600/900

YEAR	MODEL/RESTRICTIONS	ENGINE		PART NUMBER	DESCRIPTION	QTY.
		CYL.	C.I.D. (C.C.D.)			
8A082 BRACKET ASSY. (RADIATOR SUPPLY TANK MOUNTING) -- Cont'd						
90	CF600/700	6	All	E6HZ 8A082-C	#E5HT 8A305-AA	1
90	CF600/700	6	All	E6HZ 8A082-D	#E5HT 8A305-DA	1
90	CF600/700	6	All	E6HZ 8A082-E	#E5HT 8A289-AA	1
90	C-CT600/800 -- Cat. 3208T diesel	8	10.4L	E4HT 8A082-A	#E4HT 8A493-AA	1
90	L800 -- All-w/FTO dsl.	6	7.8L	E7HZ 8A082-C	E7HT 8C087-CA	1
90	LTL900	6&8	All	E1HZ 8A082-A	#E1HT 8C087-AA	1
90	L-LN-LNT-LT-LTS900	All	All	390787-S2	(BB-935-F)-bolt 5/16"-18 x 1.50 weld/wafer	AR
8A083 STRAP (RADIATOR SUPPLY TANK)						
90	C-CT600/900	6&8	All	C5TZ 8A083-A	Use w/rectangular tank	1
90	C-CT600/900	6&8	All	353433-S	(BB-212)-bolt (strap to mtg. brkt.)-3/8"-24 x 13/16"	2
				34445-S7-8	(M-80)-nut-lock-3/8"-24	2
8A089 SEAL (RADIATOR SHUTTER)-Improvise from sponge rubber						
8A092 BRACKET (RADIATOR SHUTTER CONTROL THERMOSTAT TO AIR CYLINDER TUBE)-Improvise						
8A096 TUBE ASSY. (RADIATOR SHUTTER CONTROL THERMOSTAT)-Improvise from bulk tubing (2269)						
90	C-CT600/800	8	All	357971-S	(II-25)-connection (tube to air filter)-1/8" pipe thread x 1/4" tubing	1
8100 CAP (RADIATOR)						
90	B-F-LN600/750-exc. 8.2L DET. diesel	6&8	All	B2AZ 8100-F	*RS-9-7 lb. pressure	1
90	B-F600/800 -- M/T, gas -- w/o Coolant Rec.	8	370,429			1
90	LN600/700 -- M/T -- w/o Coolant Rec.	8	370,429			1
90	C-CT600/800 -- Diesel	8	636			1
90	B-F600/800 -- M/T with coolant rec.	8	370,429	E6HZ 8100-D	*RS-68	1
90	LN600/700	8	370,429			1
90	CL-CLT900	6&8	All			1
90	LTL900 -- exc. L10 Cum. diesel	6&8	All			1
90	B-F600/800 -- Cat. 3208 diesel	8	10.4L			1
90	LNT900 -- Cum. L10 diesel	6	10.0L			1
90	L-LN-LNT-LT-LTS800/900 -- diesel	6&8	All	B2AZ 8100-A	*RL-9-7 lb. pressure-pressure release vent cap-zinc plate	1
90	LNT900 -- Cum. diesel	6	10.0L			1
90	CF600/700	6	All	E0HZ 8100-A	7 lb. pressure	1
90	CF600/700	6	All	E5TZ 8100-A	13 lb. pressure	1
90	CF600/800	6	6.6L,7.8L	E6HZ 8100-B	Used on recovery tank extension	1
90	LTL900 -- Cum. L10 diesel	6	10L			1
8B102 HOSE (RADIATOR SUPPLY TANK OVERFLOW TUBE)-Improvise from bulk hose (9324) unless listed below						
90	LTL900	8	736	E2HZ 8B102-A	#E1HT 8B102-CA-rubber	1
90	LTL900	8	736	E2HZ 8B102-B	#E2HT 8B102-BA-silicone	1
90	L-LN-LNT-LT900 -- Cat. 3406	6	893	E8HZ 8B102-A	#E8HT-AA-rubber	1
90	L-LN-LNT-LT900 -- Cum. L10	6	610	E8HZ 8B102-B	#E8HT-BA-silicone	1
90	L-L-LNT-LT900 -- Cum. NTC/Form.	6	855	E8HZ 8B102-C	#E8HT-CA-rubber	1
				E8HZ 8B102-D	#E8HT-DA-silicone	1
8K103 CAP (RADIATOR OVERFLOW CONTAINER)						
90	CL-CLT900	6&8	All	D9HZ 8K103-B		1
90	LTL-900 diesel	6&8	All			1
90	CF600/700 -- diesel	6	6.6L 7.8L	E6HZ 8K103-A	Used on snout of reservoir	1
90	B-F-L-LN-LNT-LT-LTS600/900	All	All	E6ZZ 8K103-A	Used on E7HZ 8A080-B & C reservoirs	1


1990/
TRUCK SERIES 600/900

YEAR	MODEL/RESTRICTIONS	ENGINE		PART NUMBER	DESCRIPTION	QTY.
		CYL.	C.I.D. (C.C.D.)			
8B108	TUBE (RADIATOR SHUTTER CONTROL)-Improvise from bulk tubing (2269)					
8A111-12 TUBE (RADIATOR)						
90	CF600/800 -- (All exc. 210 H.P.)	6	All	E8HZ 8A112-A	#88HU-AA	AR
	CF600/800 -- (210 H.P.)	6	7.8L	E8HZ 8A112-B	#88HU-BA	AR
8C112	PLATE (RADIATOR PIPE TO AIR CONDITIONER COMPRESSOR)-Improvise					

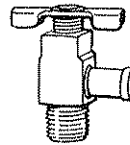
YEAR	MODEL/RESTRICTIONS	PART NUMBER	DESCRIPTION	QTY.
8115	DRAINCOCK (RADIATOR OR CYLINDER BLOCK)			



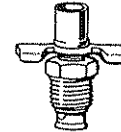
* C2TZ 8115-8-1/4"
LATER TYPE



* C2TZ 8115-8-1/4"
EARLY TYPE



8CM 8115-A-1/4"



8A 8115 1/4" SHOWN
B8Q 8115-A 3/8" WITHOUT EXTENSION
C8TZ 8115-A 1/2" WITHOUT EXTENSION
DOTZ 8115-A 3/4" SHOWN
DOHZ 8115-A 7/8" SHOWN

DAGENHAM AND DORSET DIESEL

P-2816

DRAINCOCK-SELECT FROM ABOVE

90	CF600/800 -- 6 cyl.-all	8CM	8115-A		1
90	All w/ad-tech. cooling system 6 & 8 cyl.-all	E8HZ	8115-A		AR

YEAR	MODEL/RESTRICTIONS	ENGINE		PART NUMBER	DESCRIPTION	QTY.
		CYL.	C.I.D. (C.C.D.)			
8124-5 INSULATOR (RADIATOR MOUNTING)						
90	CF600/700	6	All	E6HZ 8124-A	#81DB-CB	AR
90	CL-CLT900	6&8	All	D8HZ 8125-A	#D7HA 8125-AA	2
90	L-LN-LNT-LT-LTS600/900	6&8	All	D1HZ 8125-A	Kit	AR
90	C-CT800/900	8	All			AR
90	CL-CLT900	6&8	All			AR
90	LTL900	6&8	All			AR
90	CF600/700	6	All			AR
90	B-F-L Series	6	6.6L 7.8L			AR

Consists of

1-DOHA 8A421-B

Inner insulator

1-DOHA 8A421-C

Outer insulator

8126 PLATE (RADIATOR SUPPORT INSULATOR)						
90	C-CT600/900	6&8	All	B7T 8126-A	Steel-1 1/2" long x 3/32" thick x 1 1/2" wide	2
8A127 SPRING (RADIATOR LOWER HOSE)						
90	L-LN-LNT-LT-LTS900	6&8	855,893	E1HZ 8A127-A		1
90	CL-CLT900-Cumm. NTC 444	6	855			1
90	LL-LTL900-Cumm. NTC/Form	6	855			AR
8133 ROD (RADIATOR BRACE)						
90	B-F-FT600/800 -- with tilt front end	All	All	E4HZ 8133-A		1
8K143 BRACKET - RAD. FAN SHROUD HOSE SUPPORT						
90	CL-CLT900	6	610	E8HZ 8K143-A	#E8HT-AA	1

1990/
TRUCK SERIES 600/900

YEAR	MODEL/RESTRICTIONS	ENGINE		PART NUMBER	DESCRIPTION	QTY.
		CYL.	C.I.D. (C.C.D.)			
8146	SHROUD (FAN)					

B SERIES

90	B600/700 -- FNH diesel "Before 11/30/87"	6	7.8L	E7HZ 8146-B	E7HT-HC	1
90	B600/700 -- FNH diesel with P.T.O.	6	7.8L	E8HZ 8146-J	#E8HT-NA	1
90	B600/700 -- FNH diesel without P.T.O.	6	6.6L,7.8L	FOHZ 8146-E	#E9HT 8146-DA	1
90	B600/700 -- FNH diesel with P.T.O.	6	6.6L,7.8L	FOHZ 8146-B	#E9HT 8146-EA	1
90	B600/800 -- FNH diesel without P.T.O.	6	6.6L,7.8L	E8HZ 8146-G	#E8HT-GB	1
90	B600/700 -- gas with P.T.O.	8	6.1L,7.0L	FOHZ 8146-A	#E9HT-BA	1
90	B600/700 -- gas without P.T.O.	8	6.1L,7.0L	FOHZ 8146-D	#E9HT-AA	1
90	B600/700 -- with 22" fan	8	370,429	E1HZ 8146-B	#E0HT-MA	1
90	B600/700 -- M/T, S/C, X/C	8	370,2V	E0HZ 8146-A	#E0HT-AC	1
90	B600/700 -- M/T, X/C	8	370,4V	E0HZ 8146-B	#E0HT-CB	1
90	B600/700 -- M/T, A/C	8	370			1
90	B600/700 -- A/T	8	370			1
90	B600/700 -- Without P.T.O.	8	429			1
90	B600/800 -- Cat. (3208) diesel with P.T.O.	8	636	E7HZ 8146-E	#E3HT 8A247-AD, E7HT 8A247-AA	1
90	B600/800 -- Cat. (3208) diesel w/o P.T.O.	8	636	E7HZ 8146-D	#E7HT-MA	1

C-CT SERIES

90	C-CT700/800 -- Cat.diesel exc. turbo	8	636	E6HZ 8146-F	#C8HA-B, E6HT-AA	1
90	C-CT700/800 -- Cat (3208)	8	636	E6HZ 8146-E	E4HS-AA	1
90	C-CT800 -- Cat. turbo diesel	8	636	E2HZ 8146-A	#E2HZ-AA	1

CF SERIES

90	CF600/700	6	6.6L	E6HZ 8146-A	#E5HT-KA	1
90	CF600/700	6	6.6L	E7HZ 8146-H	#E5HT-MA	1
90	CF700/800 -- (185,210 HP) w/A/T	6	7.8L	E8HZ 8146-E	#87HU-CA	1

CL-CLT SERIES

90	CL-CLT900 -- Cat. and Cummins diesel	6	855, 893	E9HZ 8146-A	#E9HT-FA	1
----	---	---	-------------	-------------	----------	---

F SERIES

90	F-FT600/800 -- w/FTO dsl.	6	6.6L,7.8L	E7HZ 8146-B	E7HT-HA,HB	1
90	F-FT600/800 -- FNH diesel with P.T.O.	6	6.6L,7.8L	E8HZ 8146-J	#E8HT-NA	1
90	F-FT600/900 -- FNH diesel without P.T.O.	6	6.6L,7.8L	FOHZ 8146-E	#E9HT 8146-DA	1
90	F-FT600/900 -- FNH diesel with P.T.O.	6	6.6L,7.8L	FOHZ 8146-B	#E9HT 8146-EA	1
90	F-FT600/800 -- FNH diesel without P.T.O.	6	6.6L,7.8L	E8HZ 8146-G	#E8HT-GB	1
90	F-FT600/800 -- gas with P.T.O.	8	6.1L,7.0L	FOHZ 8146-A	#E9HT-BA	1
90	F-FT600/800 -- gas without P.T.O.	8	6.1L,7.0L	FOHZ 8146-D	#E9HT-AA	1
90	F600/800 -- M/T, S/C, X/C	8	370,2V	E0HZ 8146-A	#E0HT-AC	1
90	F600/800 -- M/T, S/C	8	370,4V			1
90	F600/800 -- M/T, X/C	8	370,4V	E0HZ 8146-B	#E0HT-CB	1
90	F600/800 -- M/T, A/C	8	370			1
90	F600/800 -- A/T	8	370			1
90	F600/800 -- Without P.T.O.	8	429			1

1990/
TRUCK SERIES 600/900

YEAR	MODEL/RESTRICTIONS	ENGINE		PART NUMBER	DESCRIPTION	QTY.
		CYL.	C.I.D. (C.C.D.)			
8146 SHROUD (FAN)— Cont'd						
F SERIES						
90	F600/800 -- Cat. (3208) diesel w/o P.T.O	8	636	E7HZ 8146-D	E37HT-MA,MB	1
90	F-FT600/800 -- Cat. (3208) diesel with P.T.O.	8	636	E7HZ 8146-E	#E3HT 8A247-AD,AE, E7HT 8A247-AA	1
L-LN-LNT-LT-LTS SERIES						
90	LN700 -- Cat. diesel	8	636	D7HZ 8146-A	#D7HT-EA	1
90	L-LN-LNT-LT-LTS800/900	6	7.8L	E9HZ 8146-B	#E9HT-GA	1
90	L-LN-LNT-LT-LTS900 w/Cum. L10 eng. w/A/T-	6	610	E8HZ 8146-K	#E8HT-ED	1
90	L-LN-LNT-LT-LTS w/L10 eng. w/M/T	6	610	E8HZ 8146-F	#E8HT-YA	1
90	L-LN-LNT-LT-LTS900 -- w/3406 Cat. A/T/A-w/o PTO	6	893	E8HZ 8146-A	#E8HT-BB	1
90	L-LN-LNT-LT-LTS900 -- Cum. NTC/Form. diesel	6	855			1
90	LL-LTL900 -- Cum. NTC	6	855	E8HZ 8146-A	#E8HT-BB,BC,BD	1
90	LL-LTL900 -- Cat. 3406	6	893			1
90	LTL900 -- Cum. L10	6	10L	E8HZ 8146-F		
90	B-F600/900	6&8	All	20308-S7-8	(B-40)-bolt (fan shroud to radiator)-1/4"- 20 x 1/2"	6
				44719-S8	(X-17)-flatwasher-1/4"	6
				34805-S8	(X-62)-lockwasher-1/4"	6
90	LN-LNT900 -- Detroit diesel	8	568	56305-S2	(B-318-GC)-bolt (fan shroud to radiator)- 1/4"-20 x 1"	11
				354610-S40	(XX-91)-flatwasher-1/4"	11
90	LT900 -- Cum. NTC 350	6	855	34987-S2	(M-89-CF)-nut (shroud to brackets)-3/8"-16	12
				351385-S7	(XX-158)-washer-3/8"	12
8B146 SUPPORT (RADIATOR GRILLE GUARD)						
90	LN600/700	6&8	All	C3TZ 8B146-A	Lower	2
8147-8 Refer to group 8146						
8C148 SUPPORT (RADIATOR UPPER PIPE BRACKET)—Improvise						
8150-1 Refer to group 8200						
8K150-1 PANEL ASSY. (RADIATOR MOUNTING)						
90	CL-CLT900	6&8	All	E3HZ 8K150-A	R.H.	1
				E3HZ 8K151-A	L.H.	1
8K153 TUBE ASSY.-RAD. SUPPLY TANK INLET						
90	CF600/700	6	All	E6HZ 8K153-B	E7HT-BA	1
8K157 BRACKET RADIATOR TUBE SUPPORT						
90	CL-CLT900 -- w/Cumm L-10 eng.	6	610	E8HZ 8K157-A	#E8HT-AA	1
8K158 PIPE (RADIATOR TO WATERPUMP)						
90	LL-LTL900 -- Cat. 3176	6	638	FOHZ 8K158-A		1

1990/
TRUCK SERIES 600/900

YEAR	MODEL/RESTRICTIONS	ENGINE		PART NUMBER	DESCRIPTION	QTY.
		CYL.	C.I.D. (C.C.D.)			
8B174 PLATE (GRILLE SIDE PANEL PAD)-Improvise						
8A175 CYLINDER ASSY. (RADIATOR SHUTTER CONTROL)						
90	CL-CLT900, L-LT-LTS-LN-LNT800/900	6&8	All	D8HZ 8A175-A	Air Type, with Kysor shutters -- #1017-32150-01	1
90	LTL900	6&8	All			1
8B175 RETAINER (GRILLE SIDE PANEL UPPER)-Improvise						
8C180 SOLENOID ASSY. (RADIATOR SHUTTER CONTROL OVERRIDE CYLINDER)						
90	CL-CLT900 -- use with A/C-- and Fan Clutch	6&8	All	D8HZ 8C180-A	#D7HT 8C180-CA	1
90	LNT900	6	10.0L			1
90	L-LN-LNT-LT-LTS800/900	All	All			1
90	CL-CLT-900-use with A/C and Rockford fan clutch	6&8	All	388967-S100	(II-29-E) Orifice fitting (attach hose connection to solenoid assy.)	1
8182-3 SUPPORT (RADIATOR GRILLE)						
90	C-CT600/900	6&8	All	B7T 8182-A	R.H.	1
				B7T 8183-A	L.H.	1
90	C-CT600/900	6&8	All	20386-S8	(B-53)-bolt (support to frame)-hex. head- 5/16"-18 x 1"	6
				33797-S7	(M-50)-nut-5/16"-18 hex.	6
				34806-S7	(X-64)-lockwasher-5/16"	6
				44722-S8	(X-19)-washer-flat-5/16"	6
8C182 CAP (RADIATOR TRUNNION MOUNTING)						
90	CL-CLT900	6&8	All	D8HZ 8C182-A	#D7HA-AA	2
8188 Refer to group 8200						
8190 Refer to group 8200						
8A193 BRACKET (RADIATOR MOUNTING UPPER)						
90	CL-CLT900	6	All	E8HZ 8A193-A	#E8HT 8A194-AA	AR
8200 GRILLE (RADIATOR)						
90	B600/800	6&8	All	E9HZ 8190-A		1
90	B-F-FT600/800	6&8	All	E4HZ 8200-L	Argent & black	1
90	B-School bus	6&8	All	E4HZ 8200-M	Yellow	1
90	F-FT600/800 -- extended frame	6&8	All	E9HZ 8190-A		1
90	F600/800 -- w/o extended frame	6&8	All	E9HZ 8190-A		1
90	CF600/700	6	All	E6HZ 8190-B		1
90	C-CT600/900	6&8	All	D5HZ 8200-A		1
90	CL-CLT900 "From 11/80"	6&8	All	D8HZ 8150-A	R.H.-with single round head lamps	1
				D8HZ 8151-A	L.H.-with single round head lamps	1
				D8HZ 8150-B	R.H.-with dual head lamps	1
				D8HZ 8151-B	L.H.-with dual head lamps	1
				E1HZ 8188-B	Lower painted-panel only	1
				E1HZ 8188-C	Lower chrome-panel only	1
				E1HZ 8190-B	Upper painted-panel only-tilt grille	1
				E1HZ 8190-C	Upper chrome-panel only-tilt grille	1
				E1HZ 8190-E	Upper painted-panel only-fixed grille	1
				E1HZ 8190-D	Upper chrome-panel only-fixed grille	1
				E1HZ 8190-F	Upper Chrome assy.-fixed grille	1
				E1HZ 8190-G	Upper Painted assy.-fixed grille	1

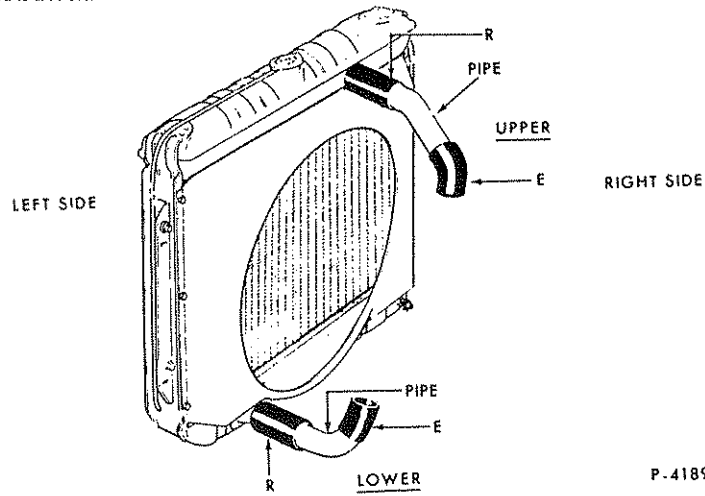
1990/
TRUCK SERIES 600/900

YEAR	MODEL/RESTRICTIONS	ENGINE		PART NUMBER	DESCRIPTION	QTY.
		CYL.	C.I.D. (C.C.D.)			
8200 GRILLE (RADIATOR) -- Cont'd						
90	LN600/700 -- with 28" opening	6&8	All	E4HZ 8200-J	Bright finish	1
				E4HZ 8200-K	Painted finish	1
90	L-LN-LNT-LT-LTS800 -- diesel with 30" opening	6&8	All	E4HZ 8200-A	Painted finish	1
90	L-LN-LNT-LT-LTS800/900 -- gas with 30" opening	6&8	All			1
90	L-LN-LNT-LT-LTA-LTS-LS800/900 -- exc. extended frame	6&8	All	E7HZ 8200-A	Bright finish--"After 12/86"	1
90	L-LN-LNT-LT-LTS-LS800/900 -- extended frame	6&8	All	E7HZ 8200-B	Bright finish--"After 12/86"	1
90	L-LN-LNT-LT-LTS-LS800/900 -- use w/P.T.O	6&8	All	E7HZ 8200-C	Bright finish--"After 12/86"	1
90	LTL900	6&8	All	E1HZ 8188-A	Lower-bright finish	1
				E1HZ 8190-A	Upper-bright finish	1
90	C-CT600/900	8	All	20347-S8	(B-156)-bolt (grille to support)-5/16"-24 x 3/4"	4
90	All trucks	6&8	All	33797-S8	(M-50)-nut-5/16"-18	AR
				34806-S7	(X-64)-lockwasher-5/16"	AR
				44722-S8	(X-19)-washer-flat-5/16"	AR
90	L-LN-LNT-LT-LTS800/900	6&8	All	383985-S	(MM-284-D)-nut and retainer (grille to front end assy.)-No.8-32	7
90	CL-CLT900	6&8	All	388325-S100	(BB-412-AY)-Bolt 5/16-18 x 7/8"-att. 8188 to body	6
90	CL-CLT900	6&8	All	388084-S46	(XX-312-D)-Washer 3/8 flat stainless att. 8188 to body	6
90	B-F600/800	6&8	All	N800876-S49	Screw-m4.2 x 1.41 x 19	15
90	B-F600/800	6&8	All	N800841-S	Nut-push rectangular-M4.2	15
8C200 REINFORCEMENT (RADIATOR GRILLE LOWER PANEL HINGE)-Improvise						
8A204 Refer to group 8476						
8A205 TUBE or HOSE (RADIATOR SHUTTER THERMOSTAT TO BRAKE BOOSTER LINE)-Improvise from bulk tubing (2269) or bulk hose (9324)						
8A206 HOSE (RADIATOR SHUTTER CONTROL CYLINDER TUBE)-Improvise from bulk hose (9324)						
8213 ORNAMENT (GRILLE)						
90	All diesel	6&8	All	E7HZ 8213-A	"DIESEL"--also refer to 020A74 group	1
90	CF600/700	6	All	E6HZ 8213-A	"FORD"	
8A214 BRACKET ASSY. (RADIATOR GRILLE OPENING SIDE PANEL MOUNTING)						
90	CL-CLT900 -- without air susp. cab	6&8	All	E7HZ 8A214-A	E7HT-BA	1
90	CL-CLT -- with air susp. cab	6&8	All	E7HZ 8A214-B	E7HT-AA	1
90	LN600/750	8	All	376170-S100	(BB-259-B)-bolt (bracket to bumper or frame)-hex. head-1/2"-20 x 3 3/4"	2or4
				34449-S7	(M-85)-nut-1/2"-20-hex. head lock	AR
				356080-S32	(MM-270)-nut-1/2"-20-spring	AR
				44735-S8	(X-32)-flatwasher-1/2"	AR
8B230 SPACER (WATER FILTER)-Improvise						

1990/
TRUCK SERIES 600/900

YEAR	MODEL/RESTRICTIONS	ENGINE		PART NUMBER	DESCRIPTION	QTY.
		CYL.	C.I.D. (C.C.D.)			
8232 RADIATOR BRACKET						
90	CF600/700	6	All	E6HZ 8232-A	81DB/A-Central	
8255 Refer to group 8575						
8255 GASKET ASSORTMENT (WATER OUTLET CONNECTION)						
90	All	6&8	All	C8PZ 8255-A	*RG-12	AR
Consists of						
10-B5A 8255-A	*RG-1	5-C8PZ 8255-M	*RG-19	10-C8PZ 8255-Z	*RG-26	
5-C8PZ 8255-G	*RG-14	5-C8PZ 8255-R	*RG-21	10-C8PZ 8255-AB	*RG-28	
5-C8PZ 8255-H	*RG-15	5-C8PZ 8255-S	*RG-22	5-C8PZ 8255-AC	*RG-29	
5-C8PZ 8255-J	*RG-16	5-C8PZ 8255-T	*RG-23	15-C9AZ 8255-A	*RG-30	
5-C8PZ 8255-K	*RG-17	10-C8PZ 8255-U	*RG-24	5-EAD 8255-A	*RG-10	
5-C8PZ 8255-L	*RG-18	5-C8PZ 8255-V	*RG-25	5-EAG 8255-B	*RG-8	

8260 HOSE (RADIATOR)



RADIATOR HOSE LOCATIONS (TYPICAL)

HOSE USAGE- Where more than one upper or lower hose is used, see the "Location" column to find the hose used from pipe-to-radiator (R), pipe-to-engine (E), or oil cooler (O).
Motorcraft numbers as they appear in the model application chart which follows can be used to determine diameter and length of the hose as explained below.

**FLEXIBLE
RADIATOR HOSE**

**FIRST LETTER PREFIX:
SECOND LETTER PREFIX:**

- K - Designates the hose line in all cases.
- A - Designates 1 1/4" inside diameter at end opening.
- B-Designates 1 1/2" inside diameter at end opening.
- C-Designates 1 3/4" side diameter at end opening.
- D-Designates 2" inside diameter at end opening.

NUMBERS:

(There must always be a three digit numeral). First two digits designate the amount of full inches of hose length. Third digit designates the remaining fraction of an inch (expressed in eighths of an inch) of hose length.

EXAMPLE:

- KAB-194-Flexible radiator hose having a 1 1/4" inside diameter at one end and a 1 1/2" inside diameter at the other end opening and a hose length of 19 1/2".
- KC-092 - Flexible radiator hose having a 1 3/4" end opening inside diameter at both ends and a hose length of 9 1/4".

**MOLDED
RADIATOR HOSE**

**FIRST LETTER PREFIX:
SECOND and THIRD LETTER PREFIX:**

- K - Designates the hose line in all cases.
- M - Designates the molded curved type hose.
- S - Designates the moulded straight type hose.

NUMBERS:

Sequential numbering system beginning with the numeral "1".

EXAMPLE:

- KM-174 - Motorcraft moulded curved radiator hose.
- KS-7 - motorcraft moulded straight radiator hose.

1990/
TRUCK SERIES 600/900

MODEL APPLICATION CHART

MODEL	YEAR	ENGINE		UPPER HOSE				LOWER HOSE				
		C.I.D.	T Y P E ●	L O C A T I O N P T. ⊕	I.D. (INCHES)	PART NUMBER		T Y P E ●	L O C A T I O N P T. ⊕	I.D. (INCHES)	PART NUMBER	
						SERVICE	MOTOR-CRAFT				SERVICE	MOTOR-CRAFT

Δ"E" - Pipe to Engine. "O" - Oil Cooler. "R" - Radiator to Pipe,
 "S" - Single Hose used - Radiator to Engine, "T" - Supply Tank to Engine, ● "M" - Moulded
 ▲Bulk hose - cut to fit, ◆ cut to fit
 ■Not used in noise level restriction areas. "C"-Radiator to cooler
 †Use in noise level restriction areas. @ Silicone

8 CYLINDER 370, 429 - GAS

B600/700 - - M/T	90	370	M		2	E0HZ 8260-B	KM1138	M	R	1 3/4,2	E0HZ 8286-A	KM1125
								M	E	1 3/4,2	E0HZ 8286-B	KM1126
B600/700 - - exc. AT540	90	370	M		2	E0HZ 8260-A	KM1128	M	R	1 3/4,2	E0HZ 8286-A	KM1125
B600/700 - - M/T, A/C, X/C	90	370,4V						M	E	1 3/4,2	E0HZ 8286-B	KM1126
B600/700 - -	90	429										
B600/700 - - A/T540	90	370	M			E0HZ 8260-B	KM1138		R		E4HZ 8286-B	KM1470
T/M-640 sq. in. rad.									E		E0HZ 8286-J	KM1527
B600/700 - - AT540	90	370,429	M			E0HZ 8260-A	KM1128		R		E4HZ 8286-B	KM1470
T/M-800 sq. in. rad.									E		E0HZ 8286-J	KM1527
F600/800 - - M/T - - without	90	370	M		2	E0HZ 8260-B	KM1138	M		2 1/2,	E4HZ 8286-C	KM1469
A/C,X/C or oil cooler										2 1/2		
F600/800 - - Cowl cab-	90	370,429	M		2	E0HZ 8260-A	KM1128	M	R	1 3/4,2	E4HZ 8286-B	KM1470
								M	E	1 3/4,2	E0HZ 8286-B	KM1126

6 CYLINDER-DIESEL

B600/700 - - w/o PTO	90	6.6L,7.8L	M		2	E7HZ 8260-C		M		2	E8HZ 8286-R	
exc. 210 H.P.					2	@ E7HZ 8260-D		M		2	@ E8HZ 8286-S	
B600/700 - - w/o P.T.O.	90	6.6L,7.8L	M		2	E7HZ 8260-C		M			F0HZ 8286-AS	
w/210 H.P.					2	@ E7HZ 8260-D		M			@ F0HZ 8286-AT	
B600/700 - - w/P.T.O.	90	6.6L,7.8L	M		2	E7HZ 8260-C		M		2	E8HZ 8286-V	
w/ATA			M		2	@ E7HZ 8260-D		M		2	@ E8HZ 8286-W	
B600/700 - - w/PTO	90	6.6L	M		2	E7HZ 8260-C		M		2	E8HZ 8286-U	
w/o ATA exc. 210 H.P.		7.8L	M		2	@ E7HZ 8260-D		M		2	@ E8HZ 8286-T	
B600/700 - - w/P.T.O.	90	6.6L,7.8L	M		2	E7HZ 8260-C					F0HZ 8286-AP	
w/210 H.P.					2	@ E7HZ 8260-D					@ F0HZ 8286-AR	
CF600/700	90	6.6L	M			E6HZ 8260-A		M			E6HZ 8286-A	
CF600/800	90	7.8L	M		2	E6HZ 8260-A		M		2	E7HZ 8286-N	
								M		2	@ E7HZ 8286-P	
CL-CLT900 - -	90	855	M		1	E8HZ 8260-G	KM1676	M			E8HZ 8286-A	KM1664
w/Cumm. NTC 444 eng.					1	@ E8HZ 8260-H	KMS1677	M			@ E8HZ 8286-B	KMS1665
CL-CLT	90	610	M		1	E8HZ 8260-J	KM1689	M		1 1/4	E8HZ 8286-G	KM1687
w/Cumm. L10 eng.			M		1	E8HZ 8260-K	KMS1690	M		1 1/4	E8HZ 8286-H	KM1688
CL-CLT900 - - Big	90	855	M		1 49/64	E5HZ 8260-A	KM1487	M		1	E7HZ 8286-J	KM1648
Cam 4 350/400 NTC					1 49/64	E5HZ 8260-B	KMS1486	M		1	@ E7HZ 8286-K	KMS1649
CL-CLT900 - - Cummins	90	855		R	3	▲ D9PZ 8333-C	KS18	M	S		E5HZ 8286-B	KM1488
(NTC300) low temperature				R	3	@▲ D9PZ 8333-H	KSS23	M	S		E5HZ 8286-A	KMS1489
after cooler				E	2 1/2	▲ D9PZ 8333-A	KS16					
				E	2 1/2	@▲ D9PZ 8333-F	KSS21					
CL-CLT900 - -	90	893	M		2 1/2	E8HZ 8260-A	KM1668	M			E8HZ 8286-C	KM1666
3406 Cat-A/T/A			M		2 1/2	@ E8HZ 8260-B	KMS1669	M			@ E8HZ 8286-D	KMS1667

1990/
TRUCK SERIES 600/900

MODEL APPLICATION CHART													
MODEL	YEAR	ENGINE				UPPER HOSE				LOWER HOSE			
		C.I.D.	T P E •	L O C P T •	C U T P T ⊕	PART NUMBER		T P E •	L O C P T ⊕	C U T P T ⊕	I.D. (INCHES)	PART NUMBER	
						SERVICE	MOTOR-CRAFT					SERVICE	MOTOR-CRAFT

Δ"E" - Pipe to Engine. "O" - Oil Cooler. "R" - Radiator to Pipe,
 "S" - Single Hose used - Radiator to Engine, "T" - Supply Tank to Engine, • "M" - Moulded
 ▲Bulk hose - cut to fit, ◆ cut to fit
 ■Not used in noise level restriction areas. "C"-Radiator to cooler
 †Use in noise level restriction areas. @ Silicone

6 CYLINDER-DIESEL — Cont'd

F-FT600/800 -- w/o PTO exc. 210 H.P.	90	6.6L,7.8L	M		2	E7HZ 8260-C @ E7HZ 8260-D		M		2	E8HZ 8286-R @ E8HZ 8286-S	
F-FT600/900 -- w/o P.T.O. w/210 H.P.	90	6.6L,7.8L	M		2	E7HZ 8260-C @ E7HZ 8260-D		M			F0HZ 8286-AS @ F0HZ 8286-AT	
F600/800 -- w/P.T.O. w/ATA	90	6.6L,7.8L	M		2	E7HZ 8260-C @ E7HZ 8260-D		M		2	E8HZ 8286-V @ E8HZ 8286-W	
F-FT600/800 -- w/P.T.O. w/o ATA exc. 210 H.P.	90	6.6L 7.8L	M M		2 2	E7HZ 8260-C @ E7HZ 8260-D		M M		2 2	E8HZ 8286-U @ E8HZ 8286-T	
F-FT600/900 -- w/P.T.O. w/210 H.P.	90	6.6L,7.8L	M		2	E7HZ 8286-C @ E7HZ 8286-D		M			F0HZ 8286-AP @ F0HZ 8286-AR	
L-LN-LNT-LT-LTS 700/800 w/M/T	90	7.8L	M		2 1/32 2 1/32	E7HZ 8260-E @ E7HZ 8260-F		M		2	E8HZ 8286-AB @ E8HZ 8286-AC	
L-LN-LNT-LT-LTS 700/800 -- w/A/T exc. (210 H.P.) rad. to oil cooler	90	7.8L	M		2	E8HZ 8260-N @ E8HZ 8260-P		M		2	E8HZ 8286-AD @ E8HZ 8286-AE E8HZ 8286-AG @ E8HZ 8286-AF	
L-LN-LNT-LT-LTS 700/800 -- w/A/T (210 H.P.) -rad. to cooler	90	7.8L	M		2	E8HZ 8260-N @ E8HZ 8260-P		M		2	E9HZ 8286-C @ E9HZ 8286-D E9HZ 8286-E @ E9HZ 8286-F	
L-LN-LNT-LT900 -- Cum. L10 M/T	90	610	M			E5HZ 8260-R @ E5HZ 8260-S	KM1569 KM1570	M			E6HZ 8286-C @ E6HZ 8286-D	KM1620 KMS1621
L-LN-LNT-LS-LT-LTS800 -- w/Cum. L10 eng. A/T	90	610	M		1 1/4 1 1/4	E8HZ 8260-V @ E8HZ 8260-W	KM1738 KM1739	M			E8HZ 8286-Z @ E8HZ 8286-AA	KM1717 KM1718
LTL -- Cum. L10	90	610	M		1 1/4	E8HZ 8260-V @ E8HZ 8260-W	KM1738 KM1739	M		1 1/4	E8HZ 8286-Z @ E8HZ 8286-AA	KM1717 KM1718
L-LN-LNT-LS-LT-LTS 900 -- NTC & Form	90	855	M		1 & 17/16 1 & 17/16	E9HZ 8260-A @ E9HZ 8260-B	KM1770 KMS1771	M		1 9/32 1 9/32	E9HZ 8286-A @ E9HZ 8286-B	KM1774 KMS1775
LL-LTL900 -- Cat. 3176	90	638	M			F0HZ 8260-A @ F0HZ 8260-B	KM1814 KMS1815	M			F0HZ 8286-A @ F0HZ 8286-B	KM1861 KMS1817
L-LN-LS-LT-LNT-LTS900 -- Cat. 3176 M/T	90	638	M			F0HZ 8260-A @ F0HZ 8260-B	KM1814 KMS1815	M			F0HZ 8286-A @ F0HZ 8286-B	KM1861 KMS1817
L-LN-LS-LT-LNT-LTS900 -- Cat. 3176 A/T Rad. to oil cooler	90	638	M			F0HZ 8260-A @ F0HZ 8260-B	KM-1814 KMS1815	M		2 1/2" 2 1/2"	F0HZ 8286-AR @ F0HZ 8286-AU @ F0HZ 8286-C @ F0HZ 8286-D	KM1870 KMS1871 KM1818 KMS1819
cooler to eng.								M				

1990/
TRUCK SERIES 600/900

MODEL APPLICATION CHART													
MODEL	YEAR	ENGINE		UPPER HOSE				LOWER HOSE					
		C.I.D.	T Y P E	L O C A T I O N	C O O L E R	I.D. (INCHES)	PART NUMBER		T Y P E	L O C A T I O N	I.D. (INCHES)	PART NUMBER	
							SERVICE	MOTOR-CRAFT				SERVICE	MOTOR-CRAFT
Δ"E" - Pipe to Engine. "O" - Oil Cooler. "R" - Radiator to Pipe, "S" - Single Hose used - Radiator to Engine, "T" - Supply Tank to Engine, ● "M" - Moulded ▲Bulk hose - cut to fit, ◆ cut to fit ■Not used in noise level restriction areas. "C"-Radiator to cooler †Use in noise level restriction areas. @ Silicone													

6 CYLINDER DIESEL — Cont'd

LN-LN-LNT-LT LTS900 -- w/3406 Cat.	90	893	M		1	E8HZ 8260-C	KM1670	M		2 1/2	E8HZ 8286-E	KM1672
			M		1	@ E8HZ 8260-D	KMS1671	M		2 1/2	@ E8HZ 8286-F	KMS1673
LL-LTL900 -- Cum. (NTC/Form)	90	855	M		1 & 1 9/32	E9HZ 8260-C	KM1772	M			E1HZ 8286-F	KM1258
					1 & 1 9/32	@ E9HZ 8260-D	KMS1773				@ E1HZ 8286-E	KMS1257
LL-LTL900 -- Cat. (3406)-w/ad-tech cooling sys.	90	893	M		1	E8HZ 8260-C	KM1670	M		2 1/2	E8HZ 8286-E	KM1672
			M		1	@ E8HZ 8260-D	KM1671	M		2 1/2	@ E8HZ 8286-F	KM1673
L-LN-LS-LT-LNT- LTS900 -- Cat. 3306-w/ ad-tech cooling sys.	90	638	M			F0HZ 8260-C	KM1838	M		2 1/2	E8HZ 8286-X	KM1709
			M			@ F0HZ 8260-D	KM1839	M		2 1/2	@ E8HZ 8286-Y	KM1710

8 CYLINDER-DIESEL

B-F-FT600/800 -- Cat. (3208) diesel	90	636	M			E3HZ 8260-A	KM1303	M			E3HZ 8286-A	KM1296
			M			@ E3HZ 8260-B	KMS1302	M			@ E3HZ 8286-B	KMS1297
C-CT-700/800 -- Cat. (3208N) diesel	90	636	M		1 3/4 & 2	D5HZ 8260-B	KM831	M	S		C8HZ 8286-A	KM99
C-CT800 -- Cat. (3208T) -M/T and std. cooling	90				1 3/4 & 2	@ E1HZ 8260-M	KM1268			2	@ E1HZ 8286-M	KM1270
C-CT800 -- Cat. (3208T) diesel- A/T and extra cooling	82/ 90											
C-CT800 -- Cat. (3208T) diesel-A/T and std. cooling	90	636	M		1 3/4 & 2	D5HZ 8260-B	KM831	M		2	E2HZ 8286-C	KM1299
C-CT800 -- Cat. (3208T) diesel-M/T and extra cooling	90				1 3/4 & 2	@ E1HZ 8260-M	KM1268			2	@ E2HZ 8286-B	KM1298
LN700 -- Cat. (3208) diesel	90	636	M			D5HZ 8260-A	KM830	M	S	2	D6PZ 8286-C	KM915
			M			@ E1HZ 8260-N	KMS1277				@ E1HZ 8286-N	KMS1278
								M	C		D9HZ 8286-E	KM1028
L-LT-LTS-LN-LNT800 - Cat. 3208	90	636	M	S	2,2 1/4 2 & 2 1/4	D5HZ 8260-C	KM835	M	S	2 1/2	D5HZ 8286-B	KM833
						@ E1HZ 8260-L	KM1267				@ E1HZ 8286-L	KM1269

YEAR	MODEL/RESTRICTIONS	ENGINE		PART NUMBER	DESCRIPTION	QTY.
		CYL.	C.I.D. (C.C.D.)			
8C261 KIT (RADIATOR GASKET/STRIP)						
90	All-w/ad-tech. cooling system	6&8	All	E8HZ 8C261-A		2
8A262 BRACKET (RADIATOR GRILLE)						
90	CF600/800	6	All	E6HZ 8A262-A	81DB-AB-brkt. rad. grl. upper mtg. R.H.	1
90	CF600/800	6	All	E6HZ 8A262-D	81DB 8B013-AB-brkt. rad. grl. upr. mtg. L.H.	1
90	CF600/800	6	All	E9HZ 8A262-A	Cent. R.H.	1
90	CF600/800	6	All	E9HZ 8A262-B	Cent. L.H.	1

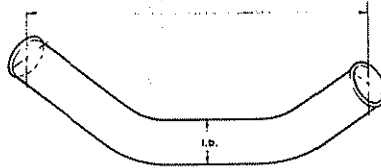
1990/
TRUCK SERIES 600/900

YEAR	MODEL/RESTRICTIONS	ENGINE		PART NUMBER	DESCRIPTION	QTY.
		CYL.	C.I.D. (C.C.D.)			
8268 BRACKET ASSY. (RADIATOR PANEL TO FRAME EXTENSION)-See also 8A214						
90	CL-CLT900 -- with air susp. cab	6&8	All	D8HZ 8268-A	Right hand	1
8269 BRACKET ASSY. (RADIATOR PANEL TO FRAME EXTENSION)-See also 8A214						
90	CL-CLT900 -- without air susp. cab	6&8	All	D8HZ 8269-A	Right hand	1
8A274 BRACKET (RADIATOR SUPPORT)						
90	CL-CLT900	6&8	All	D8HZ 8A274-A	L.H.-#D7HT 8A274-AA,BA	1
8276 HOSE (RADIATOR TO ENGINE VENT)-Improvise from bulk hose (4090 or 17543) unless listed below						
90	CL-CLT900 -- Cat. 3406 diesel w/ad-tech. sys.	6	893	E8HZ 8276-A	#E8HT-LB-rubber	1
				E8HZ 8276-B	#E8HT-MB-silicone	1
90	LN-LNT900 -- Cat. 3306	6	638	E9HZ 8276-A	#E8HT-NB-rad to eng. vent rubber	1
				E9HZ 8276-B	#E8HT-RB-rad. to eng. vent silicone	1
90	LL-LTL900 -- Cat. 3406	6	893	E8HZ 8276-E	#E8HT-JA-rad. to eng. vent rubber	1
				E8HZ 8276-F	#E8HT-KA-rad. to eng. vent-silicone	1
90	LL-LTL900 -- Cum. NTC,L10	6	855,611	E9HZ 8276-D	#E8HT-VA-rad. to eng. vent-rubber	1
				E9HZ 8276-C	#E8HT-UA-rad. to eng. vent-silicone	1
90	L-LN-LS-LT-LNT-LTS800 -- FNH	6	6.6L,7.8L	E8HZ 8276-C	#E8HT-SA-rad. to eng. vent-rubber	1
				E8HZ 8276-D	#E8HT-TA-rad. to eng. vent-silicone	1
90	L-LN-LNT-LT-LTS700/800 -- FNH (210 H.P.)	6	7.8L	E9HZ 8276-E	#E9HT-AA	1
90	L-LN-LNT-LT-LTS700/800 -- FNH (210 H.P.)	6	7.8L	E9HZ 8276-F	#E9HT-BA	1
90	L-LN-LNT-LT-LTS800 -- FNH 7.8L dsl.	6	7.8L	381772-S	() fitting (attach 8276 vent hose)-3/8" hose x 1/4" pipe	1
8286 Refer to group 8260						
8287 CLAMP (HOSE)						
90	All	4,6 & 8	All	D9AZ 8287-A	*YF840-worm type-hose O.D. range 5/16"-19/32"	AR
90	All	4,6 & 8	All	D9AZ 8287-B	*YF841-worm type-hose O.D. range 39/64"-7/8"	AR
90	All	4,6 & 8	All	D9AZ 8287-C	*YF842-worm type-hose O.D. range 7/8"-1 1/8"	AR
90	All	4,6 & 8	All	D9AZ 8287-D	*YF843-worm type-hose O.D. range 1 1/8"-1 3/8"	AR
90	All	4,6 & 8	All	D9AZ 8287-E	*YF844-worm type-hose O.D. range 1 25/64"-1 3/4"	AR
90	All	4,6 & 8	All	D9AZ 8287-F	*YF845-worm type-hose O.D. range 1 49/64"-2 1/4"	AR
90	All	4,6 & 8	All	D9AZ 8287-G	*YF846-worm type-hose O.D. range 2 17/64"-2 3/4"	AR
90	All	4,6 & 8	All	D9AZ 8287-H	*YF847-worm type-hose O.D. range 2 49/64"-3 1/4"	AR
90	All	4,6 & 8	All	D9AZ 8287-J	*YF848-worm type-hose O.D. range 3 17/64"-3 3/4"	AR
90	All	4,6 & 8	All	D9AZ 8287-K	*YF849-worm type-hose O.D. range 3 49/64"-4 1/2"	AR
90	L-LN-LNT-LT-LTS800/900 -- w/rad. shutter	6&8	All	D0HZ 8287-A	*YF236-#DOHA 8C000-A	AR
90	C-CT900	8	All			AR
90	All -- w/3406 Cat. ATA	6	893	E8HZ 8287-A	YF-1478-E8HT-EA	AR
8W287 CLIP (RADIATOR HOSE)						
90	LN-LNT	6	6.6L	E6HZ 8W287-A	E5HT-AA	1
90	L-LN-LNT-LS-LT-LTS900 -- Cum. L10	6	610			
90	LTL	6	893	E8HZ 8W287-C	#E8HT-HA	1

1990/
TRUCK SERIES 600/900

YEAR	MODEL/RESTRICTIONS	ENGINE		PART NUMBER	DESCRIPTION	QTY.
		CYL.	C.I.D. (C.C.D.)			
8W287 CLIP (RADIATOR HOSE) — Cont'd						
90	L-LN-LNT-LS-LT-LTS900 -- Cum. NTC (315,350,365,400,444)	6	855	E9HZ 8W287-C		1
				E9HZ 8W287-D		
90	LN-LNT900 -- Cat. 3306	6	638	E9HZ 8W287-A	#E8HT-KA	AR
90	LN-LNT900 -- Cat. 3306	6	638	E9HZ 8W287-B	#E8HT-LA	AR
8B288 GASKET (RADIATOR SHUTTER CONTROL)						
90	L-LN-LNT-LT-LTS900 -- diesel	6&8	All	C6TZ 8B288-A	1 7/16" dia. center hole	1

8290-1 PIPE (RADIATOR HOSE EXTENSION)



RADIATOR HOSE EXTENSION PIPE

1980/

MODEL	C Y L.	C.I.D.	Q T Y.	UPPER			LOWER		
				I.D.	LENGTH	PART NUMBER	I.D.	LENGTH	PART NUMBER
				(INCHES)	(INCHES)		(INCHES)	(INCHES)	
8290-1									
Notes: ‡ Includes tapped outlet, attaching strap and hose spout, Δ Plain (no tapped outlet), ● includes tapped outlet, @ Use with silicone hoses									

B SERIES

B600/700 -- gas	8	370,429	1				1 7/8	4 11/64	E4HZ 8291-A
-----------------	---	---------	---	--	--	--	-------	---------	-------------

C-CT SERIES

C800 -- Cat. diesel	8	636	1			● C4TZ 8290-A			
---------------------	---	-----	---	--	--	---------------	--	--	--

CL-CLT SERIES

CL-CLT900	6	855	1				2 15/16, 2 13/32		Δ D8HZ 8291-C
CL-CLT -- with low temperature after cooler	6	855	1			E5HZ 8290-D			
CL-CLT900	6	893	1	2 1/2		● D8HZ 8290-B	2 15/16		Δ D8HZ 8291-D

F SERIES

F600/800 -- gas-cowl	8	370,429	1				1 7/8	4 11/64	E4HZ 8291-A
----------------------	---	---------	---	--	--	--	-------	---------	-------------

L SERIES

L-LN-LNT-LT-LTS900 -- Cum. L10	6	611				E5HZ 8290-C			
L-LN-LNT-LS-LT-LTS900 -- Cum. NTC (315/365, 400/444)	6	855	1	1 1/8	40	E9HZ 8290-A			
L-LT-LTS900 -- 3406 Cat. diesel	6	893	1	2 1/2		D8HZ 8290-A			D4HZ 8291-C
LN-LNT900 -- 3406 Cat. diesel	6	893	1			D4HZ 8290-C			D4HZ 8291-C
LTL900	6	893	1			E4HZ 8290-B			E1HZ 8291-C
LTL900 -- Cum. exc. low temp. after cooler	6	855	1	2 1/2	28	E2HZ 8290-A			
LTL900 -- Cum. L10		611				E5HZ 8290-C			

**1990/
TRUCK SERIES 600/900**

YEAR	MODEL/RESTRICTIONS	ENGINE		PART NUMBER	DESCRIPTION	QTY.
		CYL.	C.I.D. (C.C.D.)			
90	Truck	6&8	All	87653-S	(P-13)-plug-required on units w/o air shutter control-1/2"-14 x 3/4" pipe	1
90	LN-LNT900 -- Detroit diesel	8	568	58636-S2	(BB-5-D)-bolt (pipe to engine)-	2
90	L-LN-LNT-LT-LTS900 -- Cum. NTC diesel - with A/C	6	855	34987-S4	(M-89-CF)-nut-3/8"	2
				351385-S7	(XX-158)-flatwasher-3/8"	6
90	L-LN-LNT-LT-LTS900 -- Cum. NTC diesel - without A/C	6	855	58643-S2	(B-95-A)-bolt (8290 to eng.) 3/8"-16 x 3 1/4" hex.hd.	1
				370770-S2	(XX-140-X) flat washer-3/8"	2
8A291 BRACKET (RADIATOR SUPPORT TO FRAME)						
90	CF700/800	6	7.8L	E7HZ 8A291-A	#87HU-AA	1
8A292-3 BRACKET (RADIATOR SUPPORT TO BRACE)						
1						
90	B-F-FT600/800 -- with tilt hood	6&8	All	E8HZ 8A293-E	R.H.	1
				E8HZ 8A293-F	L.H.	1
90	CL-CLT900 -- with Fixed Cab	All	All	E4HZ 8A293-C	L.H.-#E4HT 8B242-BA	1
90	CL-CLT900 -- susp. cab	6	All	E8HZ 8A293-A	R.H.-#E8HT-AA	1
90	CL-CLT900 -- susp. cab	6	All	E8HZ 8A293-D	L.H.-#E8HT 8B242-AB	1
90	CL-CLT900 -- fixed cab	6	All	E8HZ 8A293-C	R.H.-#E8HT-AA	1
8B293-4 BRACKET (GRILLE GUARD BRACE)-Improvise						
8A297 SUPPORT (RADIATOR)						
90	B-F-FT600/900	All	All	F0HZ 8A297-A	Hardware kit-use w/FOHT 8005-LB,RB, UB,MA,NA	1
90	B-F-FT600/900	All	All	F0HZ 8A297-B	Hardware kit-use w/FOHT 8005-EC,FC,YC	1
90	B-F-FT600/900	All	All	F0HZ 8A297-C	Hardware kit-use w/FOHT 8005-GB,HB	1
90	B-F-FT600/900	All	All	F0HZ 8A297-D	Hardware kit-use w/FOHT 8005-JB,KB	1
90	CL-CLT900 -- Cum. NTC, L10 diesel ad-tech. sys.	6	855,610	E8HZ 8A297-B	#EDE8HT-BC	1
90	CL-CLT900 -- Cat. 3406, Cum. diesel-ad-tech. sys.	6	855,893	E8HZ 8A297-F	Side kit-use w/E8HT 8005-CA	1
90	L-LN-LNT-LL-LT-LTL-LTS900 -- Cum. diesel-ad-tech. sys.	6	855, 610	E8HZ 8A297-A	Support kit-#E8HT-CB-use w/E8HT 8009-CB	1
90	L-LN-LNT-LT-LTL-LTS900 -- Cat. 3406 diesel	6	893	E8HZ 8A297-D	Support kit-use w/E8HT 8009-AA,BA,CA,DA,EA,FA,LA, MA,NA	1
90	L-LN-LNT-LT-LTL-LTS900 -- Cum. diesel	6	855, 610			
90	LL-LTL900 -- Cat. 3406	6	893	E8HZ 8A297-E	Hoop kit-use w/E8HT 8009-BA	1
90	LL-LTL900 -- Cum. diesel	6	855, 610			

1990/
TRUCK SERIES 600/900

YEAR	MODEL/RESTRICTIONS	ENGINE		PART NUMBER	DESCRIPTION	QTY.
		CYL.	C.I.D. (G.C.D.)			
8-8300-1 ANTI-SQUEAK (RADIATOR SUPPLY TANK) - Impregnated paper - Improvise						
8307 GUARD (RADIATOR GRILLE) - Also refer to group 18410-1						
90	LN-600/750	6&8	All	D8HZ 8307-B		1
8A308-9 SHIELD (RADIATOR SPLASH)						
90	C600/800 - - diesel	8	636	D8HZ 8A308-A D8HZ 8A309-B	R.H. L.H.	1 1
90	C600/800	6&8	All	20326-S8	(B-49)-bolt (R.H. to L.H. shield)-hex. hd.- 5/16"-18 x 5/8"	2
		6&8	All	33797-S7	(M-50)-nut-hex.-5/16"-18	2
		6&8	All	34806-S7	(X-64)-lockwasher-5/16"	2
		6&8	All	44725-S8	(X-22)-washer-flat-5/16"	4
90	C600/800	6&8	All	40923-S8	(U-264)-screw (R.H. or L.H. shield to radiator lower guard)-tapping-5/16"-18 x 1/2"	AR
90		6&8	All		Screw (R.H. or L.H. shield to frame side member)	2
90	C600/800	6&8	All	20308-S7-8	(B-40)-bolt (deflector to floor pan)-hex. hd.- 1/4"-20 x 1/2"	4
90		6&8	All		Bolt (deflector to front wheel house splash)	6
90	C600/800	6&8	All	34940-S8	(X-88)-lockwasher-1/4"	4or6
		6&8	All	33795-S7	(M-49)-nut-hex.-1/4"	4or6
		6&8	All	*33112-S7	Screw (deflector to cab mounting frame side member)-No. 10-16 x 3/8"	2
				355920-S32	(MM-276-B)-nut retainer assy.-spring- 1/4"-20	10
8310-1 DEFLECTOR ASSY. (RADIATOR AIR SIDE) - Also refer to group 8326-7						
90	B-F600/800 - - tilt hood with air intake duct	6&8	All	E4HZ 8310-A	R.H.-#E3HT 8N341-BA	1
	B-F600/800 - - tilt hood with and without air intake duct	6&8	All	E4HZ 8311-A	L.H.-#E3HT 8N341-AA	AR
90	C700/800 - - Cat. 3208N diesel	8	636	D5HZ 8310-E D5HZ 8311-E	R.H. L.H.	1 1
90	C-700/800 - - Cat. 3208 diesel		638	D5HZ 8310-E E4HZ 8311-A	R.H. L.H.	1 1
90	C-CT800 - - Cat. 3208T diesel	8	636	E4HZ 8310-B	R.H.	1
90	L-LN-LNT-LT-LTS900-gas- w/rad. shutters	6&8	All	D6HZ 8310-B	R.H. and L.H.	2
90	L-LN-LNT-LT-LTS900- diesel	6&8	All	E1HZ 8310-D	#D5HA 8A211-AA-E1HT 8A211-AA-"T" shaped	1
90	L-LN-LNT-LT-LTS800 w/rad. shutters	8	636	D5HZ 8310-A	R.H. and L.H.-#D5HA 8A211-AB, E0HT 8A211-AA	2
90	L-LT-LN-LNT-LTS900 with and w/o rad. shutters diesel	6&8	All	E7HZ 8310-D	R.H. and L.H. #E7HT 8A211-CA	AR
90	LNT900 - - Cummins diesel	6	610	E4HZ 8310-C	#E4HT 8A211-AA	1
90	L-LN-LNT-LT-LTS800 - - w/o radiator shutters-Cat. 3208	8	636			
90	L-LN-LNT-LT-LTS900	6&8	All	33769-S2	(M-89-J)-nut (deflector to shutter)-lock- 1/4"-20	6
8A310 SEAL ASSY. (RADIATOR TO SPLASH SHIELD)						
90	B-F600/800 - - gas	8	370,429	C8TZ 8A310-C		1
8312 DEFLECTOR ASSY. (RADIATOR AIR UPPER)						
90	CL-CLT900-With frame Mounted air Cleaner	6&8	All	D8HZ 8312-A		1
90	CL-CLT900-w/o frame Mounted air Cleaner	6&8	All	D8HZ 8312-B		1
90	L-LN800 - - w/FTO dsl.	6	6.6L 7.8L	E7HZ 8312-A	E7HT-AA	1

1990/
TRUCK SERIES 600/900

YEAR	MODEL/RESTRICTIONS	ENGINE		PART NUMBER	DESCRIPTION	QTY.
		CYL.	C.I.D. (C.C.D.)			
8A316 GUARD (RADIATOR LOWER)						
90	C-CT600/900	6&8	All	C6TZ 8A316-A		1
90	C-CT600/900	6&8	All	20453-S8	(B-200)-bolt (guard to frame cross member)- 1/2"-20 x 1 3/8"	4
				33846-S8	(M-69)-nut-1/2"-20	4
				34809-S8	(X-68)-lockwasher-1/2"	4
8B317 PLATE ASSY. (HEADLAMP PANEL ALIGNMENT)						
90	CL-CLT900	6&8	All	D8HZ 8B317-A	2 5/64" lg. x 1 1/64" wide-(2) 1/4-20 weld nuts	1
8326 DEFLECTOR (RADIATOR AIR) - Also refer to group 8310						
90	B-F600/800 -- with tilt hood	6&8	All	E4HZ 8326-A	Upper-#E3HT 8N301-AA	1
90	C-CT900	8	All	D3HZ 8326-A	#D3HA 8312-AA-upper	1
90	C-CT800,C600/700	8	All			1
90	LN600/700	8	All	DOHZ 8326-B		1
90	L-LN-LNT-LT-LTS800/900	6&8	All	DOHZ 8326-A		1
90	L-LN-LNT-LT-LTS800/900	6&8	All	55914-S2	(U-254-F)-screw (deflector to radiator)- self tapping-1/4"-14 x 3/4"	2
8A326 SPACER (RADIATOR GRILLE OPENING SIDE PANEL MOUNTING) - Tubing type improvise from 13/16" O.D. x 9/16" steel tubing; square type improvise from 2" x 2" steel						
90	L-LN-LNT-LT900 -- Cat. 3406 diesel	6	893	E8HZ 8A326-A	Steel-2.68" long-.75" O.D.	2
90	L-LN-LNT-LT-LTS900 -- Cum. NTC/Form.	6	855			2
8B326 BAFFLE (FAN SHROUD REAR PLATE) - Improvise from 1/32" thick x 5 1/8" long x 5 3/4" wide steel						
8327 DEFLECTOR (RADIATOR UPPER AIR)						
90	L-LN-LNT-LT-LTS900 -- diesel	6&8	All	D5HZ 8327-A	"Z" shaped-36 1/2" long-2 1/4" wide -2 1/4" high	1
90	LNT900 -- Cum. diesel	6	10.0L	E1HZ 8327-A	#E1HT-AA	1
90	L-LN-LNT-LT-LTS800 -- Cat. diesel	8	636			1
90	L-LN-LNT-LT-LTS900 -- Cum. diesel	6	855			1
90	L-LN/800 -- w/FNH dsl.	6	7.8L	E7HZ 8327-B	E7HT-AB	1
8A328 PAD (RADIATOR GRILLE OPENING SIDE PANEL MOUNTING)						
90	B-F600/800	6&8	All	C3TZ 8A328-A	Reinforced rubber-2 1/2" square	2
8A331 RETAINER (RADIATOR GRILLE OPENING SIDE PANEL MOUNTING) - Improvise from 1/8" thick steel						
8A332-3 BRACE (RADIATOR GRILL OPENING PANEL DIAG.)						
90	CL-CLT900	6&8	All	D8HZ 8A332-B	R.H.	1
				D8HZ 8A333-B	L.H.	1
8B332-3 BRACE (RADIATOR GRILLE OPENING SIDE PANEL) - If not listed below improvise from 1/8" thick steel						
8333 HOSE (RADIATOR BULK) - Also refer to group 8260						
90	Cut to fit	6&8	All	C9PZ 8333-D	*KS-8 1 1/4" I.D. x 36" long	AR
90	Cut to fit	6&8	All	C9PZ 8333-A	*KS-5 1 1/2" I.D. x 36" long	AR
90	Cut to fit	6&8	All	D1PZ 8333-A	*KS-9-A 1 5/8" I.D. x 36" long	AR
90	Cut to fit	6&8	All	C9PZ 8333-B	*KS-6 1 3/4" I.D. x 36" long	AR
90	Cut to fit	6&8	All	C9PZ 8333-C	*KS-7 2" I.D. x 36" long	AR
90	Cut to fit	6&8	All	D9PZ 8333-A	*KS-16 2 1/2" I.D. x 36" long	AR
90	Cut to fit	6&8	All	D9PZ 8333-B	*KS-17 2 3/4" I.D. x 36" long	AR
90	Cut to fit	6&8	All	D9PZ 8333-C	*KS-18 3" I.D. x 36" long	AR
90	Cut to fit	6&8	All	D9PZ 8333-D	*KS-19 3 1/4" I.D. x 36" long	AR
90	Cut to fit	6&8	All	D9PZ 8333-E	*KS-20 3 1/2" I.D. x 36" long	AR
90	Cut to fit, Silicone	6&8	All	D9HZ 8333-A	*KSS-15 2 5/16" I.D. x 40" long	AR
90	Cut to fit, Silicone	6&8	All	D9HZ 8333-B	*KSS-14 2" I.D. x 40" long	AR
90	Cut to fit, Silicone	6&8	All	D9HZ 8333-C	*KSS-13 2 1/4" I.D. x 40" long	AR

1990/
TRUCK SERIES 600/900

YEAR	MODEL/RESTRICTIONS	ENGINE		PART NUMBER	DESCRIPTION	QTY.
		CYL.	C.I.D. (C.C.D.)			
8333 HOSE (RADIATOR BULK)-Also refer to group 8260 - Cont'd						
90	Cut to fit, Silicone	6&8	All	D9PZ 8333-F	*KSS-21 2 1/2" I.D. x 36" long	AR
90	Cut to fit, Silicone	6&8	All	D9PZ 8333-G	*KSS-22 2 3/4" I.D. x 36" long	AR
90	Cut to fit, Silicone	6&8	All	D9PZ 8333-H	*KSS-23 3" I.D. x 36" long	AR
90	Cut to fit, Silicone	6&8	All	D9PZ 8333-J	*KSS-24 3 1/4" I.D. x 36" long	AR
90	Cut to fit, Silicone	6&8	All	D9PZ 8333-K	*KSS-25 3 1/2" I.D. x 36" long	AR
8A333-4 SUPPORT ASSY. (RADIATOR GRILLE BAR TO FRAME)						
90	C-CT600/900	6&8	All	D7HZ 8A333-A	R.H.	1
				D7HZ 8A334-A	L.H.	1
8A334-5 BRACE (RADIATOR GRILL OPENING PANEL HORIZ.)						
90	CL-CLT900 -- Easy Ride Cab	6&8	All	D8HZ 8A334-B	R.H.	1
				D8HZ 8A335-B	L.H.	1
90	CL-CLT900-Fixed Cab	6&8	All	D8HZ 8A335-B	R.H. & L.H.	2
8A336 SUPPORT (RADIATOR GRILL OPENING PANEL BRACKET)						
90	CL-CLT900 -- without Air Susp.	6&8	All	E0HZ 8A336-A	R.H.	1
90	CL-CLT900 -- with Air Susp.	6&8	All	E0HZ 8A336-B	R.H.	1
8A337 SEAL ASSY. (RADIATOR AIR DEFLECTOR UPPER)						
90	B-F600/800	All	All	E5HZ 8A337-A	#Upper	
90	CF600/700	6	All	E6HZ 8A337-A	Ret.-rad upr. air seal	1
90	CF600/700	6	All	E6HZ 8A337-B	Supt.-rad upr. air seal ret.	1
90	C-CT600/800 -- gas	6&8	All	E0HZ 8A337-A		1
90	C600/800 -- diesel	8	636			1
8A337 SUPPORT (RADIATOR GRILL OPENING SIDE PANEL)						
90	CL-CLT900 -- with Air Susp.	6&8	All	E0HZ 8A337-B	L.H.	1
8A338 BRACKET (HORIZONTAL BRACE TO SHIFT TOWER)						
90	CL-CLT900	6&8	All	E8HZ 8A338-A		1
8A339 SUPPORT ASSY. (RADIATOR TO FRAME)						
90	C-CT600/800 -- diesel	8	636	E4HZ 8A339-A	#E4HT 8A339-AA	1
90	B-F-FT600/900 -- Hvy. duty frame	6&8	All	E3HZ 8A339-A	#E3HT-AA	1
90	LTL900 -- diesel	6&8	All	E1HZ 8A339-A	R.H.-#E1HT 8B236-AA	1
				E1HZ 8A339-B	L.H.-#E1HT 8B237-AA	1
8N341 SEAL RADIATOR AIR SIDE						
90	L-LT-LTS-LN-LNT900 -- Cat. 3406 diesel	6	893	E8HZ 8N341-A	#E8HT-BA	2
90	L-LN-LNT-LS-LT-LTS900 -- Cum. diesel	6	855	E9HZ 8N341-A		2
90	LL-LTL900 -- Cum. 350 w/ A/C or Shutters	6	855	E8HZ 8N341-C		2
8348-9 SEAL (RADIATOR AIR DEFLECTOR)						
90	B-F600/800 -- gas	8	370,429	E0HZ 8349-A	#E0HT 8B407-AA	1
90	B-F600/700 -- FNH (165, 170 H.P.) diesel	6	6.6L	F0HZ 8349-A	Lower-#FOHT-AA	1
90	B-F-FT700/900 -- FNH (185, 210 H.P.) diesel	6	7.8L			1
90	B-F700 -- FNH (185 H.P.) diesel	6	6.6L	F0HZ 8349-B	Lower- #E9HT-AA	1
90	B-F-FT700/900 -- FNH (215, 240 H.P.) diesel	6	7.8L			1
8B351-2 HOSE (WATER FILTER SUPPLY OR RETURN) - Improve from bulk hose (4090)						
8A364 BRACE (RADIATOR SUPPORT TO FRAME)						
90	C-CT600/800 Cat. diesel	8	636	C8HZ 8A364-A	R.H. and L.H.-#C8HA 8A364-A-10 1/2" long	2
90	C-CT600/800	8	All	34370-S8	(M-99)-nut (brace to radiator support or frame bracket)-lock-3/8"-24	2
				351385-S7	(XX-158)-washer-flat-3/8"	2
8A365 HOSE (RADIATOR SUPPLY)-Also Refer to group 8597						
90	B-F600/700 -- gas	8	6.1L,7.0L	F0HZ 8A365-E	#FOHT-BA-15" long x 1" I.D.	1
90	B-F600/700 -- gas	8	6.1L,7.0L	F0HZ 8A365-F	#FOHT-AA-12 13/16" long x 1" I.D.	1
90	B-F600/800 -- (210 H.P.)	6	7.8L	E8HZ 8A365-R	#E8HT-YA-approx. length 27 23/32"	1
				E8HZ 8A365-S	#E8HT-ZA-approx. length 27 23/32" (silicone)	1

JULY, 1989

COPYRIGHT © 1989-

FORD MOTOR
COMPANY

-DEARBORN, MICHIGAN

NEW ISSUE

1990/
TRUCK SERIES 600/900

YEAR	MODEL/RESTRICTIONS	ENGINE		PART NUMBER	DESCRIPTION	QTY.
		CYL.	C.I.D. (C.C.D.)			
8A365 HOSE (RADIATOR SUPPLY)-Also Refer to group 8597 -- Cont'd						
90	B-F600/800 exc. 210 H.P.	6	6.6L,7.8L	F0HZ 8A365-A	#FOHT-DA-rubber	1
				F0HZ 8A365-B	#FOHT-EA (silicone)	1
90	B-F600/800	8	636	E4HZ 8A365-A	#E4HT-AA	1
		8	636	E4HZ 8A365-B	#E4HT-BA (silicone)	1
90	CF600/700	6	6.6L	E6HZ 8A365-A	#E5HT-JA	1
		6	6.6L	E6HZ 8A365-B	#E5HT-KA	1
90	CL-CLT900	6	855	E5HZ 8A365-C	#E5HT-AA	1
		6	855	E5HZ 8A365-D	#E5HT-BA (silicone)	1
90	LTL900	6	855	E5HZ 8A365-A	#E5HT-EA (silicone)	1
		6	855	E5HZ 8A365-B	#E5HT-FA	1
90	L-LT-LTS900	6	855	E8HZ 8A365-J	#E8HT-TA	1
		6	855	E8HZ 8A365-K	#E8HT-SA (silicone)	1
90	LN-LNT900	6	855	★ E5HZ 8A365-E	#E5HT-CA-r/b E5HZ 8A365-C	1
		6	855	E5HZ 8A365-D	#E5HT-BA,DA (silicone)	1
90	L-LN-LNT-LT-LTS -- w/L10 eng. w/A/T	6	610	E8HZ 8A365-A	#E8HT-GA-approx. length 45" L	1
		6	610	E8HZ 8A365-B	#E8HT-HA-approx. length 45" L (silicone)	1
90	LN-LNT900 -- Cat. 3306	6	638	E9HZ 8A365-A	#E8HT-LA	1
		6	638	E9HZ 8A365-B	#E8HT-MA (silicone)	1
90	L-LT-LTS700/800 -- M/T	6	7.8L	E8HZ 8A365-L	#E8HT-AAA-approx. length 31 23/32"	1
				E8HZ 8A365-M	#E8HT-ABA-approx. length 31 23/32" (silicone)	1
90	L-LT-LTS700/800 -- A/T	6	7.8L	E8HZ 8A365-N	#E8HT-ACA-approx. length 36 5/8"	1
				E8HZ 8A365-P	#E8HT-ADA-approx. length 36 5/8" (silicone)	1
90	LN-LNT700/800 --	6	7.8L	E8HZ 8A365-T	#E8HT-AEA	1
				E8HZ 8A365-U	#E8HT-AFA (silicone)	1
90	LL-LTL900 -- Cum. L10	6	610	E9HZ 8A365-C	#E8HT-UA	1
		6	610	E9HZ 8A365-D	#E8HT-VA (silicone)	1
90	LL-LTL900 -- Cat. 3406	6	893	E8HZ 8A365-C	#E8HT-JA-approx. length 34 1/2"	1
		6	893	E8HZ 8A365-D	#E8HT-KA-approx. length 34 1/2" (silicone)	1
90	LL-LTL900 -- Cat. 3406	6	893	E8HZ 8A365-E	#E8HT-NA-approx. length 36 1/2"	1
		6	893	E8HZ 8A365-F	#E8HT-RA-approx. length 36 1/2 (silicone)	1
8A366 HOSE (RADIATOR SUPPLY TANK VENT TUBE CONNECTOR) - Improve from bulk hose (9324)						
8A370 BOLT (RADIATOR INSULATOR TO BRACKET)						
90	LTL900	6&8	All	E2HZ 8A370-A	3/4"-10 hex. shoulder	2
8B375 SPACER (LOWER RADIATOR GRILLE REINFORCEMENT)						
90	CL-CLT900	6&8	All	D8HZ 8B375-A		1
8B378-9 GASKET SET (RADIATOR TANK)-Also refer to 8C261 or 8A468 group						
90	CL-CLT900 -- Cum. NTC diesel	6	855	E7HZ 8A379-E	Tank & gasket kit-Bottom-use w/E7HT 8005-AAB-for top tank refer to basic 8A468	1
90	L-LN-LNT-LS-LST-LT-LTS900 -- Cum. NTC diesel	6	855	E7HZ 8A379-D	Tank & gasket kit-R.H.-use w/E7HT 8005-ACB	1
				E5HZ 8A379-A	L.H.	1
90	LTL900 -- Cum. L10 diesel	6	610	E7HZ 8A379-C	Tank & gasket kit-R.H.-use w/E7HT 8005-ASB	1
				E5HZ 8A379-D	L.H.	1
90	LTL900 -- Cum. NTC diesel	6	855	E7HZ 8A379-A	Tank & gasket kit-R.H.-use w/E7HT 8005-YB	1
				E7HZ 8A379-B	L.H.	1
8A397 SEAL RADIATOR (UPPER)						
90	CF600/700 -- exc. 235 H.P.	6	6.6L,7.8L	E6HZ 8A397-A	#E5HT-AB	AR
90	CF600/700 -- 235 H.P.	6	7.8L	E8HZ 8A397-A		1
90	B-F800 w/FTO dsl.	6	6.6L 7.8L	E7HZ 8A397-A	#E7HT-AA	AR
90	L-LL-LN-LNT-LS-LT-LTL-LTS 900 -- Cum. diesel	6	855	E9HZ 8A397-A	With adhesive backing	AR
8A398 SEAL ASSY. (RADIATOR UPPER TO SUPPORT)-Improve						

1990/
TRUCK SERIES 600/900

YEAR	MODEL/RESTRICTIONS	ENGINE		PART NUMBER	DESCRIPTION	QTY.
		CYL.	C.I.D. (C.C.D.)			
8B404 GLASS (RADIATOR COOLANT LEVEL SIGHT)						
90	L-LN-LNT-LT-LTS800/900	6&8	All	E4HZ 8B404-A		1
8407 SUPPORT (RADIATOR GRILLE UPPER)						
90	B-F600/800	6&8	All	D3TZ 8407-A		1
8A410 FRAME ASSY. (RADIATOR GRILLE LOWER)						
90	CL-CLT900	6&8	All	E1HZ 8A410-A		1
8419 MOULDING (RADIATOR GRILLE OPENING)						
90	L-LN-LNT-LT-LTS600/900 -- w/o extended frame	6&8	All	E7HZ 8419-A	#E8HT 8B189-AA	1
90	L-LN-LNT-LT-LTS600/900 -- w/extended frame	6&8	All	E7HZ 8419-B	#E8HT 8B189-BA	1
90	L-LN-LNT-LT-LTS600/900 -- w/P.T.O.	6&8	All	E7HZ 8419-C	#E8HT 8B189-CA	1
90	LTL900	6&8	All	E1HZ 8419-A	Upper R.H.-#E1HT 8B421-AC	1
				E1HZ 8419-B	Upper L.H.-#E1HT 8B422-AC	1
				E1HZ 8419-C	Lower R.H.-#E1HT 8156-AA	1
				E1HZ 8419-D	Lower L.H.-#E1HT 8C254-AA	1
8A419 SUPPORT ASSY. RADIATOR LOWER						
90	L-LN-LNT-LT-LTS900 -- Cat. 3406 diesel-ATA	6	893	E8HZ 8A419-A	#E8HT-CA	1
90	L-LN-LNT-LT-LTS900 -- FNH diesel-w/ad-tech. sys.-	6	6.6L,7.8L	E8HZ 8A419-C		1
8B420 PAD (ANTI-SQUEAK RADIATOR SUPPLY TANK STRAP) - Improve						
8A421 INSULATOR (RADIATOR SUPPORT BRACE)						
90	B-F600/800 -- w/tilt front end	6&8	All	E4HZ 8A421-A	Upper-#E3HT 8B462-BA	1
90	CF600/700	6	All	D0HZ 8A421-A	#D0HA 8B462-C-upper	2
		6	All	D0HZ 8A421-B	#D0HA 8B463-C-lower	2
90	C-CT800/900	8	All	D3HZ 8A421-A	#D3HA 8B463-AA-lower	2
90	L-LN-LNT-LT-LTS600/900	6&8	All	D0HZ 8A421-A	#D0HA 8B462-C-upper	2
				D0HZ 8A421-B	#D0HA 8B463-C-lower	2
90	L-LT-LTS-LTL900	6	855	E8HZ 8A421-B	#E8HT-BB-upper	AR
90	L-LN-LNT-LT-LTS900 -- Cum. L10 diesel	6	610	E8HZ 8A421-C	#E8HT-AB-lower	2
90	L-LA-LTA-LN-LNT-LS-LT-LTS900 -Cat. 3406, Cum. NTC/Form.	6	855, 893			2
90	LTL900	6&8	All	E1HZ 8A421-A	#E1HT 8B462-AA-upper	1
				E1HZ 8A421-B	#E1HT 8B463-AA-lower	1
90	L-LN-LT-LNT-LTS900 -- Cat. 3406 diesel	6	All	E8HZ 8A421-A	#E8HT 8B463-AA-lower	AR
90	L-LS-LT-LTS-LTL900 -- Cum. diesel	6	855	E8HZ 8A421-B	#E8HT 8A421-BB-upper	AR
8A424 FILTER ASSY. (WATER)						
90	B-F700/800-Cat 3208 diesel	8	636	E3HZ 8A424-A	#FW-14 spin-on	1
90	w/FTO dsl.	6	6.6L, 7.8L	E7HZ 8A424-A	#FW-17-replacement for complete coolant change	1
90	w/FTO dsl.	6	6.6L, 7.8L	E7HZ 8A424-B	#FW-18-use every 12,000 mile repl. for normal maintenance	1
90	L-LN-LNT-LT-LTS900	6	855	*	Secure from Cum. source	1
8A425 BRACKET (WATER FILTER MOUNTING)						
90	B-F700/800 -- Cat 3208 diesel	8	636	E3HZ 8A425-A	#EDE3HT-AA	1
90	B-F-L600/900 -- w/FTO dsl.	6	6.6L, 7.8L	E7HZ 8A425-A	E7HT-AB	1
90	L-LN-LNT-LT-LTS-LTL600/900 Cat. 3208 diesel	8	636	E3HZ 8A425-A	#E3HT-AC	1

1990/
TRUCK SERIES 600/900

MODEL	ENGINE		INCL. CON- TROL	LESS CON- TROL	PART NUMBER		
	CYL.	C.I.D.			• AIR TYPE	• VACUUM TYPE	WATER SENSING TYPE
• AIR TYPE FOR UNITS WITH AIR BRAKES, VACUUM TYPE FOR UNITS WITH VACUUM BRAKES							
8475	SHUTTER ASSY. (RADIATOR)-Refer to General Information Section for T.S.L. information						

1980/

L-LN-LNT-LT-LTS w/Cum. NTC/Form or L10	6	855,610	x		E8HZ	8475-A		
L-LN-LNT-LT800 -- diesel- air brakes-Evans shutters	8	636	x		D8HZ	8475-F		
L-LN-LS-LT-LNT-LTS900 -- w/Cat. 3406 diesel	6	893	x		E7HZ	8475-A		
L-LN-LS-LT-LNT-LTS900 -- w/Kysor shutters	6&8	All			D5HZ	8475-F		
LL-LTL900 -- w/ Kysor shutters	6&8	All			E1HZ	8475-A		

YEAR	MODEL/RESTRICTIONS	ENGINE		PART NUMBER	DESCRIPTION	QTY.
		CYL.	C.I.D. (C.C.D.)			
8475 SHUTTER ASSY. (RADIATOR) -- Cont'd						
90	L-LN-LNT-LT-LTS800/900	6&8	All	359294-S37	(BB-574-A)-bolt (shutter to radiator)- 1/4"-20 x 1/2"	AR

MODEL	ENGINE		INCL. CON- TROL	LESS CON- TROL	PART NUMBER		
	CYL.	C.I.D.			• AIR TYPE	• VACUUM TYPE	WATER SENSING TYPE
• AIR TYPE FOR UNITS WITH AIR BRAKES, VACUUM TYPE FOR UNITS WITH VACUUM BRAKES							
8476	CONTROL ASSY. (RADIATOR SHUTTER) - Also refer to group 8488-Refer to General Information Section for T.S.L. information						

1980/

CL-CLT900 -- Evans	6&8	All			D8HZ	8476-A		
L-LN-LNT-LT-LTS800 -- diesel w/or W/o fan Clutch	8	636						D0HZ 8476-A
L-LN-LNT-LT-LTS900 -- diesel	6	893			C7TZ	8476-G		D3HZ 8476-B
L-LN-LNT-LT-LTS900 -- Cum. NTC, PT-270 diesel	6	855			C7TZ	8476-G		D5HZ 8476-D

YEAR	MODEL/RESTRICTIONS	ENGINE		PART NUMBER	DESCRIPTION	QTY.
		CYL.	C.I.D. (C.C.D.)			
8476 CONTROL ASSY. (RADIATOR SHUTTER)						
90	L-LN-LNT-LT-LTS900 -- diesel	6	855	56122-S2	(B-319-M)-bolt (control to radiator)- 5/16"-18 x 1"	2
8B480 SHIM (RADIATOR and HEADLAMP GUARD)						
90	LN600/800	6&8	All	D0HZ	8B480-A	AR
8A481 BRACKET (RADIATOR SHUTTER CONTROL THERMOSTAT HOSE)-Improvise from steel						

YEAR	MODEL/RESTRICTIONS	ENGINE		PART NUMBER	DESCRIPTION	QTY.
		CYL.	C.I.D. (C.C.D.)			
8A483 SUPPORT (RADIATOR HOSE)-Improvise unless listed below						
90	L-LN-LNT900 -- with Cat. 3406	6	893	E8HZ	8A483-A	1
90	L-LN-LNT-LT900 -- with Cum. L10 A/T	6	610			1
90	L-LN-LNT-LT-LTS900 -- Cum. NTC/Form	6	855			1
90	L-LN-LNT-LT-LTS900 -- with FNH Diesel-	6	6.6L, 7.8L	E8HZ	8A483-B	1
90	LN-LNT900 -- Cat. 3306	6	638	FOHZ	8A483-A	1
8B486 HANDLE ASSY. (RADIATOR and HEADLAMP GUARD LATCH)						
90	L-LN-LNT-LT-LTS600/900	6&8	All	D0HZ	8B486-A	2

1990/
TRUCK SERIES 600/900

YEAR	MODEL/RESTRICTIONS	ENGINE		PART NUMBER	DESCRIPTION	QTY.
		CYL.	C.I.D. (C.C.D.)			
8488	THERMOSTAT ASSY. (RADIATOR SHUTTER CONTROL)-Also refer to group 8476					
DIESEL						
90	C-CT900, L-LN-LNT-LT-LTS800/900- With Kysor Shutters	6&8	All	D3HZ 8488-C	#D3HS-AA, D7HT 8488-FA-170°-air type	1
90	L-LN-LNT-LT-LTS900 With Evans Shutters	6&8	All			1
90	LTL900	6&8	All			1
8B488	BUSHING (RADIATOR and HEADLAMP GUARD LATCH OUTER)					
90	L-LN-LNT-LT-LTS600/900	6&8	All	DOHZ 8B488-A		2
8B490	BUSHING (RADIATOR and HEADLAMP GUARD LATCH INNER)					
90	L-LN-LNT-LT-LTS600/900	6&8	All	*	Refer to group 9A763	4
8A491	Refer to group 16746					
8B491	SHAFT (RADIATOR and HEADLAMP GUARD LATCH)					
90	L-LN-LNT-LT-LTS600/900	6&8	All	DOHZ 8B491-A		2
8B492	SPRING (RADIATOR and HEADLAMP GUARD LATCH)					
90	L-LN-LNT-LT-LTS600/900	6&8	All	DOHZ 8B492-A		2
8493	HOSE or TUBE ASSY. (RADIATOR SHUTTER)					
C-CT SERIES						
NOTE 2- For hoses with reusable ends, refer to group 2A210						
90	C-CT600/900 -- w/air brakes	8	All	C3TZ 8493-A	13" long-hose with crimped ends-thermostat to air filter-with front wheel brake air limiting valve-at (2A208) valve on frame- NOTE 2	1
L SERIES						
90	L-LT800 -- diesel	8	636	C8HZ 8493-A	56" long-inlet	1
90	LT800	6&8	All	357466-S	(II-153)-elbow (hose to thermostat or check valve)-1/8"-90°	1or2
90	LT800	8	All	358016-S	(II-72)-adapter-pipe-1/8"	1or2
90	LT800	8	All	353433-S	(BB-212)-bolt (hose to thermostat hose bracket)-3/4"-24 x 13/16"	1
				33800-S8	(M-63)-nut-3/8"-24	1
				34807-S8	(X-66)-lockwasher-3/8"	1
8B493	REINFORCEMENT (RADIATOR and HEADLAMP GUARD LATCH)					
90	L-LN-LNT-LT-LTS600/900	6&8	All	DOHZ 8B493-A	Use with 3" or 6" bumper extension	2
90	L-LN-LNT-LT800/900	6&8	All	D4HZ 8B493-A		1
8A500	CAP (WATER OUTLET)					
90	CL-CLT900-Cat. 3406	6	893	C4TZ 8A500-B	Neoprene-used to cap water pump	1
8501	PUMP ASSY. (WATER) - Less pulley unless noted otherwise					
90	All	8	370,429	E9HZ 8501-A	*PW-241-incl. C8SZ 8513-A	1
90	All -- FNH diesel	6	6.6L,7.8L	E8HZ 8501-B	Incl. (1) E7HZ 8507-A gasket-used with E8HZ 8503-B housing	1
90	All -- gas	8	All	87710-S	(P-16)-plug (water pump)-3/8"-18" pipe	1
90	All -- gas	8	6.1L,7.0L	387850-S100	(BB-429-JA) bolt (water pump to cover to block)	5
8503	HOUSING ASSY. (WATER PUMP)					
90	All -- FNH diesel	6	6.6L,7.8L	E8HZ 8503-B	Incl. (1) E7HZ 8513-A gasket-use with E8HZ 8501-B pump	1
8507	GASKET (WATER PUMP HOUSING)					
90	B-F600/800	8	370,429	C8VZ 8507-A		1
90	CF600/700	6	All	E6HZ 8507-A	D6NN-A	
90	B-F-L -- w/FNH dsl. CF600/700	6	6.6L 7.8L	E7HZ 8507-A	E5HN-AA	1
8A507	HOSE WATER (INLET)					
90	CF600/700	6	All	E6HZ 8A507-A	E3HN-AA	

1990/
TRUCK SERIES 600/900

YEAR	MODEL/RESTRICTIONS	ENGINE		PART NUMBER	NO. OF SHEAVES	O.D. (INCHES)	DESCRIPTION	QTY.
		CYL.	C.I.D. (C.C.D.)					
8509 PULLEY (WATER PUMP)								
B SERIES								
90	B600/800	6	6.6L 7.8L	E8HZ 8509-A			#E6HN 8A528-AA	1
90	B600/700 -- with fan clutch	8	370	D9HZ 8509-D	4	6, 5 5/16	#D9TE 8A528-DA	1
90	B700	8	429					1
90	B600/700 -- without fan clutch	8	370	E0HZ 8509-A	4	7 1/8 6 5/16	#E0TE 8A528-AA	1
90	B700	8	429					1
90	B600/800 -- with 22" fan	8	370,429	E1HZ 8509-A	4	5 27/32, 5 1/2	#E0TE 8A528-CA	1
CF SERIES								
90	CF600/800	6	6.6L 7.8L	E8HZ 8509-A			#E6HN 8A528-AA	1
F SERIES								
90	F-FT600/800	6	6.6L 7.8L	E8HZ 8509-A			#E6HN 8A528-AA	1
90	F600/800 -- with fan clutch	8	370	D9HZ 8509-D	4	6, 5 5/16	#D9TE 8A528-DA	1
90	F700/800	8	429					1
90	F600/800 -- without fan clutch	8	370	E0HZ 8509-A	4	7 1/8 6 5/16	#E0TE 8A528-AA	1
90	F700	8	429					1
L SERIES								
90	L-LT-LTS-LN-LNT900	6	6.6L 7.8L	E8HZ 8509-A			#E6HN 8A528-AA	1
8512 IMPELLER (WATER PUMP)								
90	B-CF-F-L600/900 -- w/FNH diesel	6	6.6L 7.8L	E7HZ 8512-A			#E5HN-AC	1
90	B-F-LTS600/800	8	370,429	D2TZ 8512-A				1
8513 GASKET (WATER PUMP COVER)								
90	B-F-L -- w/FNH dsl.	6	6.6L 7.8L	E7HZ 8513-A			#E5HN-AA	1
90	B-F-L-LN-LNT-LT-LTS-600/800	8	370,429	C8SZ 8513-A				1
8530 SHAFT and BEARING ASSY. (WATER PUMP)								
90	B-F-L -- w/FNH dsl.	6	6.6L 7.8L	E7HZ 8530-A			#E5HN-AA	1
90	CF600/700	6	All	E6HZ 8530-A			#E3HN-AA	1
90	B-F600/800	8	370,429	D9HZ 8530-A				1
8546 SPACER (PULLEY TO FAN)								
B SERIES								
90	B600/700 -- gas	8	370	E0HZ 8546-A			#E0HT 8A645-AA	1
CL-CLT SERIES								
90	CL-CLT900-3406 Cat. W/o fan Clutch	6	893	D8HZ 8546-A			#D7HT 8A645-DB	1
90	CL-CLT900 -- Cums. NTC w/o fan clutch	6	855					1
90	CL-CLT900 -- 3406 Cat. w/Bendix fan clutch (FD-3)	6	893	E6HZ 8546-B			#E6HT 8A645-BA-- "From 5/86"	1
90	CL-CLT900 -- 3406 Cat. w/o fan clutch	6	893	E8HZ 8A616-B			#E8HT 8A645-BA	1

1990/
TRUCK SERIES 600/900

YEAR	MODEL/RESTRICTIONS	ENGINE		PART NUMBER	DESCRIPTION	QTY.
		CYL.	C.I.D. (C.C.D.)			
8546 SPACER (PULLEY TO FAN) — Cont'd						
CL-CLT SERIES						
90	CL-CLT900 -- Cum. NTC-- with, Rockford fan clutch	6	855	D4HZ 8546-B	#D4HA 8A645-AA	1
90	CL-CLT900 -- Cum. NTC w/Bendix fan clutch (FD-3)	6	855	E6HZ 8546-E	#E6HT 8A645-EA--"From 5/86"	1
90	CL-CLT -- w/L10 eng.	6	610	E8HZ 8546-A	#E8HT-AB	1
F SERIES						
90	F600/800 -- gas	8	370	E0HZ 8546-A	#E0HT 8A645-AA	1
L SERIES						
90	L-LN-LNT-LT900 -- Cum. NTC 290 Diesel	6	855	D0HZ 8546-C	#D0HA 8A645-Z-1 1/2" thick	1
90	L-LN-LNT900 -- Cum. NTC 335 Diesel	6	855	D1HZ 8546-A	#D0HA 8A645-AC-6 mounting holes	1
90	L-LN-LNT-LT-LTS900 -- Cum. NTC/Form. 350	6	855	E1HZ 8546-D		1
90	L-LN-LNT-LT-LTS900 -- Cat. 3208 diesel w/o fan clutch	8	636	D5HZ 8546-D	#D5HA 8A645-AA-5 1/8" thick incl. pilot	1
90	L-LN-LNT-LT-LTS900 -- Cat. 3208 diesel w/fan clutch	8	636	D5HZ 8546-E	#D5HA 8A645-BA	1
90	L-LN-LT-LNT-LTS900 -- Cat. 3406 (ATA)	6	893	E8HZ 8546-B	#E8HT 8A645-BA	1
90	L-LN-LNT-LT-LTS900 -- w/cum. L10 diesel over 1900 RPM's	6	610	E6HZ 8546-D	#E6HT 8A645-DA	1
90	L-LN-LNT-LT-LTS -- w/cum. L10 diesel under 1900 RPM's	6	610	E8HZ 8546-C	#E8HT 8A645-HA	1
90	LTL900 w/3406 Cat.	6	893	E6HZ 8546-C	#E6HT 8A645-CA	1
90	LTL900 -- Cum. diesel With Bendix clutch	6	855	E2HZ 8546-A	#ED E0HT 8A645-DA	1
90	LTL900 -- Cum. & Detroit diesel with Rockford clutch	6&8	All	E2HZ 8546-B	#ED D4TA 8A645-AA	1
90	LN-LNT900 -- Cat. 3306 with fan clutch	6	638	E9HZ 8546-A		1
8548 TUBE or HOSE (WATER BY-PASS) — Also refer to groups 8555 and 8597						
90	B-F600/800	8	370,429	D9HZ 8548-B	*KM-1162	1
90	C600/800 -- diesel	8	636	C9HZ 8548-A	Cast iron	1
90	L-LN-LNT-LT-LTS800 -- diesel and T/M	8	636	D0HZ 8548-A	Radiator end	1
90	L-LN-LNT-LT-LTS800 -- diesel and T/M	8	636	* D1HZ 8C066-A	Eng. end-cut to fit from bulk hose (18472)	1
8553 HUB (WATER PUMP PULLEY)						
90	B-F600/800	8	370,429	D9HZ 8553-A	3/4" depth x 3 1/4" O.D.	1
8555 TUBE (WATER BY-PASS) — Also refer to groups 8548 and 8597						
90	L-LN-LNT-LT-LTS800 -- diesel and T/M	8	636	D0HZ 8555-A	5/8" O.D.-3/8" long	1
90	LTL900	8	736	E2HZ 8555-A	#E1HT-AA	1
90	B-C-CT-F-L-LN-LNT- LTS600/800	8	All	27081-S8	(U-175)-screw (clip to radiator)- No. 10-32 x 1/2"	1
				34079-S7	(M-163)-nut-No. 10-32	1
				34803-S7	(X-60)-lockwasher-No. 10	1
				370721-S	(GG-90)-clip (tube to radiator)	1
8564 SEAL (WATER PUMP)						
90	B-F-L -- w/FNH dsf.	6	6.6L, 7.8L	E7HZ 8564-B	#E5HN 8A559-AB	1
90	CF600/700	6	All	E6HZ 8564-A	Incl. seat	1
90	B-F600/800	8	370,429	D6HZ 8564-B	Incl. seat	1

1990/
TRUCK SERIES 600/900

YEAR	MODEL/RESTRICTIONS	ENGINE		PART NUMBER	DESCRIPTION	QTY.
		CYL.	C.I.D. (C.C.D.)			
8B564 LUBE and SEAL KIT (FAN CLUTCH SHAFT and BRACKET ASSY.)						
90	L-LN-LNT-LT-LTS900	6	855	D9HZ 8B564-A	Also included in D8HZ 8626-C, Bearing service kit	1
8566 TEE ASSY-WATER BY-PASS RADIATOR OUTLET						
90	B-F-FT600/800 -- gas	8	6.1L,7.0L	FOHZ 8566-A		1
90	L-LN800 -- w/FNH dsl.	6	6.6L 7.8L	E7HZ 8566-A	#E7HT-AA	1
8A572 SUPPORT (WATER FILTER BRACKET)						
90	B-F600/800 -- Cat. 3208	8	636	E3HZ 8A572-A	#E3HT-AA	1
90	L-LN-LNT-LT-LTS-LTL600/900	8	636	E3HZ 8A572-A	#E3HT-AA	1
8574 RETAINER (INTAKE MANIFOLD WATER THERMOSTAT)						

YEAR	MODEL	C.I.D.	GASKET			THERMOSTAT			CONNECTOR
			L O C. *	MOTOR CRAFT NO.	PART NUMBER	MOTOR CRAFT NO.	0° TEMP.	PART NUMBER	PART NUMBER
8575	THERMOSTAT (WATER)								
Note:	* LOCATION U-UPPER, L-LOWER, 0 "O" ring								
	1-Secure from local diesel engine source								
	▲ Two required								

8 CYLINDER-GAS											
90	B-F600/800 -- gas	370,429	U L	RG-45 RG-7	D4TZ 8255-A C8SZ 8255-A	RT- 1027	175	▲ D9HZ 8575-A	D4TZ 8592-D D9HZ 8592-C		

6 CYLINDER-DIESEL											
90	B-F600/800 -- FNH dsl.	6.6L	U L		E6HZ 8255-A ● 87140-S95		180	E6HZ 8575-A	E7HZ 8592-A E9HZ 8592-B		
90	B-F600/800 -- FNH dsl.	7.8	U L		E6HZ 8255-A ● 87140-S95		180	E6HZ 8575-A	E7HZ 8592-A E9HZ 8592-A		
90	CF600/800 -- FNH dsl.	6.6L	U L		E6HZ 8255-A ● 87140-S95		180	E6HZ 8575-A	E6HZ 8592-A E9HZ 8592-B		
90	CF600/800 -- FNH dsl.	7.8L	U L		E6HZ 8255-A ● 87140-S95		180	E6HZ 8575-A	E6HZ 8592-A E9HZ 8592-A		
90	L series -- FNH dsl.	6.6L	U L		E6HZ 8255-A ● 87140-S95		180	E6HZ 8575-A	E7HZ 8592-B E9HZ 8592-B		
90	L series -- FNH dsl.	7.8L	U L		E6HZ 8255-A ● 87140-S95		180	E6HZ 8575-A	E7HZ 8592-B E9HZ 8592-A		

8 CYLINDER-DIESEL											
90	B-F700/800 -- Cat. 3208 diesel	636	U L	RG-49 RG-54	D5TZ 8255-B E2HZ 8255-A			★ (Note 1)	D5TZ 8592-C D5TZ 8592-B		
90	C-CT700/800	636		RG-49	D5TZ 8255-B			★ (Note 1)	D5HZ 8592-B		
90	LN700 -- w/o rad. shutters	636		RG-49	D5TZ 8255-B			★ (Note 1)	D5TZ 8592-B		
90	LN700 -- w/rad. shutters	636		RG-31	D0HZ 8255-A			★ (Note 1)	D0HZ 8592-B		
90	L-LN-LNT-LT- LTS800	636	U L	RG-49 RG-54	D5TZ 8255-B E2HZ 8255-A			★ (Note 1)	D5TZ 8592-C D5HZ 8592-A		

YEAR	MODEL/RESTRICTIONS	ENGINE		PART NUMBER	DESCRIPTION	QTY.
		CYL.	C.I.D. (C.C.D.)			
8592 CONNECTION (WATER OUTLET) - Refer to group 8575						
90	C-CT700/800 -- Cat 3208 diesel	8	636	383173-S	(II-23-U)elbow (hose to conn.) 90°-1/4" x 1/8"-27 thread	1
90	CF-F-B-L	6	7.8	58658-S36	(B-111-DA) 7/16"-14 x 2.25" (connection to cyd. head)	AR

8597 HOSE (WATER BY-PASS) - Also refer to groups 8548 and 8555						

1990/
TRUCK SERIES 600/900

YEAR	MODEL/RESTRICTIONS	ENGINE		PART NUMBER	DESCRIPTION	QTY.
		CYL.	C.I.D. (C.C.D.)			
8597	HOSE (WATER BY-PASS) - Also refer to groups 8548 and 8555 -- Cont'd					

B SERIES

90	B700 -- Cat. 3208 diesel	8	636	★ D5HA 8597-BA	Secure from Caterpillar source- vender No. 4N5967	1
90	B700 -- Cat. 3208 diesel	8	636	E3HZ 8597-A		1
90	B600/800 -- Cat. 3208NT diesel	8	636	E4HZ 8A365-A	Rubber	1
		8	636	E4HZ 8A365-B	Silicone	1

CF SERIES

90	CF600/700	6	All	E6HZ 8A365-A	E5HT-JA-upr. RR connects to 8K153	
90	CF600/700	6	All	E6HZ 8A365-B	E5HT-KA-connects frt. of 8K153	
90	CF600/700	6	All	E6HZ 8597-A	E5HT 8A567-A	

C-CT SERIES

90	C-CT700/800 -- Cat 3208 diesel	8	636	D5HZ 8597-B	#D5HA-CA-steel connector	1
90	CL-CLT900 -- Cum. NTC 300 with low temperature after cooler	6	855	E5HZ 8A365-C	Rubber	1
				E5HZ 8A365-D	Silicone	1

F SERIES

90	F700 -- Cat. 3208 diesel	8	636	★ D5HA 8597-BA	Secure from Caterpillar Source- vender No. 4N5967	1
90	F-FT700/800 -- Cat. 3208 diesel	8	636	E3HZ 8597-A		1
90	F600/800 -- Cat 3208NT diesel	8	636	E3HZ 8A365-A	Rubber	1
		8	636	E3HZ 8A365-B	Silicone	1
90	F600/800 -- Cat. 3208NT diesel	8	636	E4HZ 8A365-A	Rubber	1
		8	636	E4HZ 8A365-B	Silicone	1

L SERIES

90	LN-LNT900 -- diesel	6	855	★ C6TZ 8A365-A	3/4" I.D. x 46" long-cut to fit from bulk hose (18472)-(used radiator supply tank to eng.)	1
90	LN-LNT900 -- diesel	6	855	★ D0HA 8A365-U	Rad. to tank-cut 16 1/2" from 18472 bulk	1
90	L-LN-LNT-LT900 -- Cum. NTC diesel	6	855	★ D0HA 8A365-AA	Rad. to tank-cut 12 3/4" from 18472 bulk	1
90	L-LT-LTS900 -- Cum. NH & NT diesel	6	855	★ D0HA 8A365-U	Rad. to tank-cut 16 1/2" from 18472 bulk	1
90	L-LT-LTS-LTL900 -- Cum. NTC diesel with low temperature after cooler	6	855	E5HZ 8A365-C	1" I.D. x 23 3/4" long-rubber	1
		6	855	E5HZ 8A365-D	1" I.D. x 23 3/4" long-Silicone	1
90	LN700 -- Cat. 3208 diesel	8	636	E3HZ 8597-A	#E3HT-BA	1
90	LN700 -- Cat. 3208 diesel	8	636	D0HZ 8A365-B	Rubber	1
90	LN700 -- Cat. 3208 diesel	8	636	E1HZ 8A365-A	Silicone	1
90	LNT900 -- Cum. NTC	6	855	E5HZ 8597-A	Silicone radiator to engine	1
		6	855	E5HZ 8597-B	Rubber radiator to engine	1
90	LN-LNT600/900 -- Cum. NTC 300 diesel with low temperature after cooler	6	855	E5HZ 8A365-E	Rubber	1
90	LN-LNT600/900 -- Cum. NTC 300 diesel with low temperature after cooler	6	855	E5HZ 8A365-F	Silicone	1
90	LTL900 -- Cum. NTC/Form 300	6	855	E5HZ 8A365-A	Silicone	1
		6	855	E5HZ 8A365-B	Rubber	1

1990/
TRUCK SERIES 600/900

YEAR	MODEL/RESTRICTIONS	ENGINE		PART NUMBER	BLADES	DIAMETER (INCHES)	DESCRIPTION	QTY.
		CYL.	C.I.D. (C.C.D.)					
8600	FAN BLADE ASSY.							
B-F (SERIES)		8 CYL. 370 (6.1L)-429 (7.0L) GAS						
90	B-F600/800 -- without fan clutch	8	370,429	E0HZ 8600-C	5	20	#E0HT-DA-DB	1
	B-F600/800 -- With fan clutch	8	370,429	E4HZ 8600-A	7	20	#E0HT-NA	1
	B-F600/800 -- with fan clutch	8	370,429	E4HZ 8600-B	7	22	#E0HT-MA	1
B-F (SERIES)		6 CYL. (6.6L) AND (7.8L) FNH						
90	B-F600/800 -- w/FNH	6	All	E8HZ 8600-E	6	24	#E8HT-LA	1
	B-F600/800 -- w/FNH 185 H.P.	6	All	E8HZ 8600-H	7	22	#E8HT-KA	1
90	B-F600/800 -- w/FNH (210, 215, 240 H.P.)	6	7.8L	F0HZ 8600-C	9	24	#F0HT-AA	1
B-F (SERIES)		8 CYL. 636 (10.4L) CAT DIESEL						
90	B-F-FT700/800 -- w/3208	8	636	E4HZ 8600-B	7	22	#E3HT-RA	1
C (SERIES)		8 CYL. 636 (10.4L) CAT. DIESEL						
90	C-CT700/800 -- exc. (turbo)	8	All	E2HZ 8600-B	7	23 3/8	#E2HT-AC	1
90	C-CT700/800 -- with 3208T (turbo)	8	636	E6HZ 8600-D	8	56	E4HS-EA	1
CF SERIES		6 CYL. (6.6L) AND (7.8L) FNH						
90	CF600/700 -- M/T exc. Calif.	6	6.6L	E4HZ 8600-C	7	21	#E3HT-SA	1
90	CF700/800 -- Calif.	6	6.6L	E6HZ 8600-J	6	28	#E5HT-HA,MA	1
	CF700/800	6	7.8L	E8HZ 8600-G	6	25	#88HU-AA	1
		6 CYL. 610 (10.0L) CUMMINS DIESEL						
90	CL-CLT900	6	610	E8HZ 8600-B	8	28	E8HT-FA	1
90	CL-CLT -- w/L-10 eng	6	610	E8HZ 8600-C	8	29	#E8HT-HA	1
CL-CLT (SERIES)		6 CYL. 855 (14.0L) CUMMINS DIESEL						
90	CL-CLT900 -- Without Schwitzer clutch	6	855	D8HZ 8600-A	6	30	#D7HA-JA	1
	CL-CLT900 -- With Schwitzer clutch	6	855	E5HZ 8600-C	8	30	#D7HA-TA, E5HT-KA	1
90	CL-CLT -- with Bendix fan clutch (FD-3) Cum. NTC Form	6	855	E6HZ 8600-G	6	30	#E6HT-CA	1
90	CL-CLT900 -- with Bendix fan clutch	6	855	E6HZ 8600-H	6	28	#E6HT-DA	1
CL-CLT (SERIES)		6 CYL. 893 (14.6L) CAT. DIESEL						
90	CL-CLT900 -- with Eaton, Schwitzer clutch	6	893	E5HZ 8600-C	8	30	#E5HT-KA	1
90	CL-CLT900 -- with Bendix clutch	6	893	D8HZ 8600-A	6	30	#D7HA-JA	1
90	CL-CLT900 -- with Rockford	6	893	E2HZ 8600-E	6	30	#E2HS-AA	1
90	CL-CLT900 -- w/3406 with Bendix clutch (FD-3)	6	893	E6HZ 8600-E	6	30	#E5HT-LA	1
90	CL-CLT900	6	893	E6HZ 8600-H	6	33	#E6HT-DA	1
CL-CLT (SERIES)		6 CYL. 1150 (18.8L) CUMMINS DIESEL						
90	CL-CLT900	6	1150	D8HZ 8600-C	8	34	#D7HA-MA	1
L (SERIES)		6 CYL. (6.6L) AND (7.8L) FNH						
90	L-LN-LNT-LT-LTS -- w/FNH	6	All	E8HZ 8600-A	6	24	#E8HT-EB	1
	L-LN-LNT-LT-LTS900 -- w/FNH 185 H.P.	6	All	E8HZ 8600-H	7	22	#E8HT-KA	1
90	L-LN-LS-LT-LNT-LTS800 -- w/FNH (210,215,240,270 H.P.)	6	7.8L	F0HZ 8600-C	9	24	#F0HT-AA	1

1990/
TRUCK SERIES 600/900

YEAR	MODEL/RESTRICTIONS	ENGINE		PART NUMBER	BLADES	DIAMETER (INCHES)	DESCRIPTION	QTY.
		CYL.	C.I.D. (C.C.D.)					
8600 FAN BLADE ASSY. — Cont'd								
L (SERIES)			6 CYL. 610 (10.0L) CUMMINS DIESEL					
90	L-LN-LNT-LT-LTS900 -- over 1900 RPM's eng.	6	610	E8HZ 8600-B	8	28	E8HT-FA	1
	L-LN-LNT-LT-LTS900 -- under 1900 RPM's eng.	6	610	E8HZ 8600-J	8	28	#E8HT-SA	1
90	L-LN-LS-LT-LNT-LTS900 -- Cum. L10 diesel-with Eaton fan clutch	6	611	FOHZ 8600-A	6	28	#FOHT-BA	1
90	LL-LTL900 -- Cum. L10 diesel -with Eaton fan clutch	6	611					1
90	L-LN-LS-LT-LNT-LTS900 -- Cum. L10 dsl.-with Bendix fan clutch	6	611	FOHZ 8600-B	6	28	#FOHT-DA	1
90	LL-LTL900-Cum. L10 diesel -with Bendix fan clutch	6	611					1
L (SERIES)			6 CYL. 855 (14.0L) CUMMINS DIESEL					
90	L-LN-LNT-LT-LTS900 -- NTC 350 with Rockford clutch	6	855	E2HZ 8600-A	6	30	#E1HT-CA	1
90	L-LN-LNT-LT-LTS900 -- NTC/form with Bendix clutch (FD-3)	6	855	E6HZ 8600-H	8	33	#E6HT-DA	1
90	LL-LTL900 -- Cum. 444	6	855	E2HZ 8600-C	8	28	#E1HS-EA	1
L (SERIES)			6 CYL. 893 (14.6L) CAT. DIESEL					
90	L-LN-LNT-LT-LTS900	6	893	D3HZ 8600-E	6	28	#D3HA-MA	1
90	L-LN-LNT-LT-LTS900 -- with Bendix clutch (FD-3)	6	893	E6HZ 8600-H	6	28	#E6HT-DA	1
90	LTL900	6	893	E2HZ 8600-D	8	33	#E2HT-BA	1
L (SERIES)			8 CYL. 568 (9.3L) DETROIT DIESEL					
90	L-LT900-8V-71N with Schwitser fan clutch	8	568	E2HZ 8600-C	8	28	#E1HS-EA	1
L (SERIES)			8 CYL. 636 (10.4L) CAT. DIESEL					
90	LN700	8	636	E4HZ 8600-C	7	21	E3HT-SA	1
90	L-LN-LNT-LT-LTS800	8	636	E4HZ 8600-B	7	21	E3HT-RA	1
L (SERIES)			8 CYL. 736 (12.0L) DETROIT DIESEL					
90	LTL900	8	736	E2HZ 8600-D	8	33	#E2HT-BA	1
YEAR	MODEL/RESTRICTIONS	ENGINE		PART NUMBER	DESCRIPTION			QTY.
		CYL.	C.I.D. (C.C.D.)					
90	L-LN-LNT-LT-LTS900	6	855	58642-S2	(B-94-Z)-bolt (fan to pulley)-3/8"-16 x 3"			6
90	L-LT-LTS900	6	893					6
90	L-LN-LNT-LT-LTS900	6	855	351385-S7	(XX-158)-washer-flat-3/8"			6
90	B-F600/800 -- with 20" fan	8	370,429	58633-S2	(B-77-D)- Bolt (fan to clutch)- 3/8" - 16 x 3/4"			4 4
90	L-LN-LNT-LT900 Cum. NTC diesel	6	855	58639-S2	(B-90-D)-bolt(fan to engine)- 3/8"-16 x 2 1/4"			6
90	L-LT-LTS900 -- CAT. 3406 diesel	6	893	*58641-S2	Bolt (fan to spacer to pulley) 3/8" - 16 x 2 3/4"-grade 8			6
90	L-LN-LNT-LT-LTS900 -- Cum. L10-under 1900 RPM	6	610	58645-S2	(B-96-B) bolt (attach fan & spacer to clutch)-3/8"-16 x 3 3/4" hex hd.			6
8N601 BRACKET (FAN MOUNTING SUPPORT)								
90	F-B600/800	8	370,429	D9HZ 8N601-A				1
8C605 VALVE ASSY. (COOLING CONTROL)								
90	LTL900 -- with Bendix clutch	6&8	All	E1HZ 8C605-B	Controls fan clutch & shutters			1
90	L-LN-LNT-LT-LTS900 -- with Bendix & Kaysor clutch	6&8	All					

1990/
TRUCK SERIES 600/900

YEAR	MODEL/RESTRICTIONS	ENGINE		PART NUMBER	DESCRIPTION	QTY.
		CYL.	C.I.D. (C.C.D.)			
8C605 VALVE ASSY. (COOLING CONTROL) — Cont'd						
90	LN-LNT900 -- Cum. NT 270 Kaysor clutch	6	610	E4HZ 8C605-A		1
90	LNT900 -- Cum. diesel	6	10.0L			1
90	CLT	6	893			1
90	L-LT-LTS-LTL -- w/Cat. 3406	6	893			1
90	L-LN900 -- Cums. NTC with Bendix FD 2 fan clutch	6	855			1
90	LTL900 -- Cums. NTC with Bendix fan clutch	6	855			1
90	CL-CLT900 -- Cum. NTC 444	6	855	E8HZ 8C605-B		1
90	L-LN-LNT-LT-LTS900 -- Cum. L10	6	610			
90	L-LL-LN-LNT-LS-LT-LTS900 cum. NTC diesel	6	855	E9HZ 8C605-A		1
8K606 SEAL (FAN OIL)						
90	L-LN-LNT-LT-LTS 800	8	636	D5HZ 8K606-A		1
8B608 ADAPTER-FAN CLUTCH SPACER						
90	B-F-L Series -- (160, 170 & 185 H.P.) FNH dsl. w/22" fan	6	6.6L,7.8L	E8HZ 8B608-C	#E7HT-AA	1
90	CF600/700	6	6.6L	E6HZ 8B608-A	#E5HT/CA For E6HZ 8A616-A	1
		6	6.6L	E6HZ 8B608-C	E5HT/BA	
90	CF600/800	6	6.6L	E6HZ 8B608-D	#87HU-EA	1
90	CF600/800 -- (185 H.P.) w/MT CF600/800-(185 H.P.) w/AT- (210 H.P.) All, (240 H.P.) w/AT	6	7.8L	E8HZ 8B608-B	#88HU-BA	1
		6	7.8L	E8HZ 8B608-A	#88HU-AA	1
90	CF600/800	6	6.6L	58656-S2	Attach (8B608) adt.-fan clutch spacer to engine	4
90	L-LN-LS-LT-LNT-LTS900 -- Cat. 3176	6	629	F0HZ 8B608-A		1
90	LL-LTL900 -- Cat. 3176	6	629			1
8610 PULLEY (FAN)-Also refer to group 8625						
90	B-F-FT700/800	8	636	E3HZ 8610-A	#E3HT 8A607-BA	1
90	F-FT800 -- Cat. 3208T	8	636	E3HZ 8610-B	#E3HT 8A607-CA	1
90	L-LN-LNT-LT-LTS800 -- Cat. 3208 - w/ or w/o fan clutch	8	636	D5HZ 8610-A	2 sheaves - 6 1/4" dia. #D5HA-EB	1
90	B-F-FT700/800 -- Cat. 3208	8	636	58725-S2	(B-142-A) bolt (attach pulley to base)-5/8"-11 x 3"	1
90	F-FT800 -- Cat. 3208	8	636	351582-S2	(XX-211-A) washer 5/8"	1
8B610-13 BRACKET (FAN SHROUD REAR)						
90	LT900-Cum. NTC350 diesel	6	855	D4HZ 8B610-A	Upper	1
				D4HZ 8B612-A	Lower-R.H.	1
				D4HZ 8B613-A	Lower-L.H.	1
				55697-S8	(M-89-F)-nut (upper bracket to engine)- 1/2"-13	2
				44879-S2	Flatwasher-1/2"	4
384752-S2	Bolt (lower L.H. bracket to engine)- 7/16"-20 x 3 1/4"	3				
8A612 PULLEY and BRACKET ASSY. (FAN)						
90	L-LN-LNT-LT-LTS900 -- Cum. NTC - 250, 290, PT-270 -86, 88 DBA and no noise areas	6	855	* D5HA 8A612-AA	Secure from Cummins source-vendor No. 210679	1
90	LT-LTS900 -- Cum. NTC-350- 88DBA and no noise areas	6	855			1
90	CL-CLT900 -- Cum. NTC	6	855	* D7HA 8A612-AA	Secure from Cummins source-vendor No. 3013551	1

1990/
TRUCK SERIES 600/900

YEAR	MODEL/RESTRICTIONS	ENGINE		PART NUMBER	DESCRIPTION	QTY.
		CYL.	C.I.D. (C.C.D.)			
8A612 PULLEY and BRACKET ASSY. (FAN) -- Cont'd						
90	CL-CLT	6	444	* E8HT 8A612-BA	Secure from Schwitzer source-Vendor No. XL 196736	1
90	L-LN-LNT-LT-LTS900 -- Cum. NTC-250,290,PT-270- 86,88DBA and no noise areas	6	855	386736-S2	Bolt (Pulley and bracket assy. to eng.) 1/2"-13 x 8 1/8 hex. hd-Secure from Cummins source-vendor no. 150166	1
90	LT-LTS900 -- Cum. NTC-350-88DBA and no noise areas	6	855			1
8K612 VALVE ASSY. (FAN THERMO CONTROL)						
90	L-LT-LTS-LN-LNT800/900	6	893	D8HZ 8K612-A	#D7HT-AA,EA, 189°-202°, #22724, #24828	1
90	LL-LTL900	6&8	All			1
90	CL-CLT900 -- Cum. L10	6	10L			1
90	L-LN-LNT-LT900 -- Cums. L10 A/T	6	10L			1
90	L-LN-LNT-LT900 -- Cums. L10 M/T	6	10L	E4HZ 8K612-A	195° #E4HT-AA	1
90	CL-CLT900 -- w/3406 Cat. ATA	6	893	E8HZ 8K612-A	200° E8HT-AA	1
90	CL-CLT900 -- Cum. NTC/Form	6	855			1
90	L-LL-LN-LNT-LT-LTL-LTS900 -- Cum. NTC/Form	6	855			1
8A616 CLUTCH ASSY. (FAN) -- Also refer to 8A627						
90	F&B -- w/240 H.P.	6	7.8L	E7HZ 8A616-B	#E7HT-GA	1
90	B-F-L Series-exc. 185 H.P. w/22" fan	6	6.6L	E7HZ 8A616-A	#E7HT-AB	1
90	B-F600/800 -- (185 H.P.)		7.8L			1
90	B-F-L Series -- w/FTO 210, 215, 240 H.P.-All	6	7.8L	E8HZ 8A616-C	#E8HT-GA	1
90	B-F-L Series-FNH (165,170,185 H.P.) w/22" fan	6	6.6L	E9HZ 8A616-F		1
90	B-F700/800 -- FNH (185 H.P.)	6	7.8L			1
90	B-F-L Series -- FNH (185,210, 215,240 H.P.) A/T w/A/C	6	6.6L,7.8L	E9HZ 8A616-D	#E9HT-EA	1
90	B-F600/800 -- Hi-fan	8	370,429	E1HZ 8A616-E	#D7HT-ACA, D9HT-CB, E0HT-MA	1
90	B-F600/800 -- water pump mount with 22" fan	8	370,429	E3HZ 8A616-F	#E2HT-EA	1
90	B-F-FT700/800 -- with 22" fan	8	636	E3HZ 8A616-A	#E7HT-RA	1
90	B-F600/800 -- Hi-fan	8	370,429	E3HZ 8A616-D	#E3HT -GA	1
90	C-CT700/800 -- Cat. diesel (175,215 H.P.)	8	636	E5HZ 8A616-A	#E7HT-SA	1
90	C-CT700/800 -- Cat. diesel (250 H.P.)	8	636	E8HZ 8A616-L		1
90	CL-CLT900 -- With Schwitzer	6	893	D8HZ 8A616-A	#D7HA-BA, Schwitzer	1
90	CL-CLT900 -- Cum. 300/365 H.P.	6	855	E8HZ 8A616-K		1
90	CL-CLT900 -- Cum. 400/444 H.P.	6	855	E9HZ 8A616-B		1
90	CL-CLT900 -- Cum. L10	6	610	E8HZ 8A616-A	#E8HT-HA	1
90	CF600/800 -- M/T	6	All	E6HZ 8A616-A	#E5HT-FA	
90	CF600/700 -- A/T	6	All	E6HZ 8A616-E	#E5HT-GA	1
90	CF700/800 -- HL29 (210 H.P.)	6	7.8L	E5HZ 8A616-A	#E7HT-SA	1
90	L-LT-LTS-LN-LNT800	8	636	E3HZ 8A616-A	#E3HA-EC	1
90	L-LN-LS-LT-LNT-LTS900 -- FNH (185,210,215,240 H.P.) A/T w/A/C	6	7.8L	E9HZ 8A616-D	#E8HT-EA	1
90	L-LN-LNT-LT-LTS900 -- Cum. 300/365 H.P.	6	855	E8HZ 8A616-K		1
90	L-LN-LNT-LT-LTS900 -- Cum. 400/444	6	855	E9HZ 8A616-B		1

1990/
TRUCK SERIES 600/900

YEAR	MODEL/RESTRICTIONS	ENGINE		PART NUMBER	DESCRIPTION	QTY.
		CYL.	C.I.D. (C.C.D.)			
8A616 CLUTCH ASSY. (FAN) - Also refer to 8A627 - Cont'd						
90	LN700 - - Cat 3208N	8	636	E3HZ 8A616-E	#E3HT-JA Flange mount	1
90	LN-LNT800 - - (185 H.P.)	6	7.8L	E7HZ 8A616-A	#E7HT-AB	1
90	LN-LNT800	6	6.6L			1
90	LN-LNT900 - - Cat. 3306	6	638	E9HZ 8A616-A	#E8HT-NA	1
90	L-LN-LNT-LT-LTS900	6	855	386923-S2	(BB-817-JF)-Bolt (clutch to eng.)-Hex flange socket hd. shoulder-5/8"-18 x 2 1/4"	1
90	B-F600 - - water pump mtd. fan	8	370,429	389079-S100	(BB-429-UG) Bolt (attach fan clutch to engine)-5/16"-18 x 1.38" hex. hd.	4
90	CL-CLT900	6	855	389271-S100	(BB-901-A) Bolt (attach fan clutch to engine)-3/8"-16 x .88" hex. hd.	6
90	L-LN-LNT-LT-LTS800	8	636	383873-S100	(BB-429-UP) Bolt (attach fan clutch to engine)-3/8"-17 x 1.50"	6
90	L-LT-LTS-LN-LNT900 Cum. NTC & LTA eng. (all Cum. w/Bendix fan clutch)	6	855	390612-S2	(BB-199-FF) (used to adjust clutch assy.) 1/2"-13 x 9.50 hex. hd.	1

1990/ TRUCK SERIES 600/900

8620 BELT (DRIVE)

DRIVE BELTS HOW TO IDENTIFY FAN BELTS

1. By size and length - the Motorcraft Part Number allows you to determine belt size as explained below.

FIRST LETTER PREFIX: J-Designates the V-belt in all cases

SECOND LETTER PREFIX:	Designates	Top width of belt	Designates	Top width of belt
	A	13/32"	G	7/8"
	B	15/32"	H	1/4"
	C	1/2"	M	19/32"
	D	5/8"	P	23/32"
	E	11/16"	R	17/32"
	F	3/4"		

NUMBERS: (There must always be a three digit numeral)

First two digits designate the amount of whole inches of outside circumference of the belt.

Third digit designates the remaining fraction of an inch (expressed in eighths of an inch) of outside circumference of the belt.

LETTER SUFFIXES: Suffixes will designate special types of V-belts-

C-for cog belts,

L-for laminated belts

EXAMPLES: *JB-493-L-Laminated belt with 15/32" top width and 49 3/8" outside circumference.

*JF-535-C-Cog belt with 3/4" top width and 53 5/8" outside circumference.

2. By identification marking-refer to following chart.

3. By year, model and application-refer to listing beginning on page 8 of this section.

BELT IDENTIFICATION MARKING TO SERVICE PART NUMBER GUIDE

The purpose of this guide is to help find service part numbers for fan belts. Belts are identified with a marking on the outer (wide) surface of the belt. Although the identification marking and service part number may be the same in some instances, this is not generally true. Find the belt marking in the "Belt Identification Marking" column, then order the number listed in the "Service Part Number" column.

Following the guide chart, belt part numbers are listed by model year to help find service part numbers when the belt marking is not known.

IDENTIFICATION CHART

(Arranged according to Identification Number)

IDENTIFICATION	PART NUMBER	IDENTIFICATION	PART NUMBER
8620	BELT (DRIVE)		
Note:	* Identification number is same as Motorcraft sales number.		
	Any production belt with numerals in the suffix, such as A1A,A2A etc., are the same as the suffix AA.		
	EXAMPLES# D2VE 8620-L1A,L2A,L3A,L4A belts are the same as D2VE 8620-LA.		
* JA 420-R	C9SZ 8620-A	* JB 386	C9PZ 8620-FT
* JB 286-C	C9PZ 8620-A	* JB 390	C9PZ 8620-M
* JB 315	C9PZ 8620-B	* JB 394	C9PZ 8620-N
* JB 332	C9PZ 8620-C	* JB 401	C9PZ 8620-P
* JB 336	D0AZ 8620-G	* JB 404	C9PZ 8620-R
* JB 341	C9PZ 8620-D	* JB 412	C9PZ 8620-S
* JB 342	C9PZ 8620-D	* JB 414	C9PZ 8620-GM
* JB 346	C9PZ 8620-E	* JB 414-L	C9PZ 8620-GM
* JB 353	C9PZ 8620-F	* JB 420	C9PZ 8620-T
* JB 354	C9PZ 8620-F	* JB 423	C9PZ 8620-V
* JB 363	C9PZ 8620-G	* JB 430	C9PZ 8620-GK
* JB 364	C9PZ 8620-G	* JB 430-L	C9PZ 8620-GK
* JB 365	C9PZ 8620-GY	* JB 430-LA	C9PZ 8620-GK
* JB 366	C9PZ 8620-GY	* JB 436-L	C9PZ 8620-GJ
* JB 366-L	C9PZ 8620-GY	* JB 441	C9PZ 8620-AA
* JB 371	C9PZ 8620-J	* JB 443	C9PZ 8620-AB
* JB 382	C9PZ 8620-K	* JB 446	C9PZ 8620-AC
* JB 385	C9PZ 8620-GF	* JB 451	C9PZ 8620-AD
* JB 385-L	C9PZ 8620-GF	* JB 455	D1PZ 8620-B

1990/
TRUCK SERIES 600/900

IDENTIFICATION CHART

(Arranged according to Identification Number)

IDENTIFICATION	PART NUMBER	IDENTIFICATION	PART NUMBER
8620	BELT (DRIVE) — Cont'd		
Note:	* Identification number is same as Motorcraft sales number.		
	Any production belt with numerals in the suffix, such as A1A,A2A etc., are the same as the suffix AA.		
	EXAMPLES# D2VE 8620-L1A,L2A,L3A,L4A belts are the same as D2VE 8620-LA.		
* JB 456	C9PZ 8620-AE	* JC 430-L	C9PZ 8620-GU
* JB 460	C9PZ 8620-FY	* JC 433	C9PZ 8620-BU
* JB 461	C9PZ 8620-FY	* JC 437-A	D9PZ 8620-B
* JB 461-L	C9PZ 8620-FY	* JC 441	C9PZ 8620-BV
* JB 464	C9PZ 8620-AG	* JC 443	C9PZ 8620-FN
* JB 470	C9PZ 8620-AH	* JC 445	C9PZ 8620-BY
* JB 475	C9PZ 8620-FM	* JC 450	C9PZ 8620-BZ
* JB 480	C9PZ 8620-AL	* JC 455	E6PZ 8620-G
* JB 482	C9PZ 8620-AM	* JC 460	C9PZ 8620-CB
* JB 486-L	C9PZ 8620-GL	* JC 465	C9PZ 8620-CC
* JB 486-LA	C9PZ 8620-GL	* JC 467-A	D7PZ 8620-M
* JB 493	C9PZ 8620-FU	* JC 473	C9PZ 8620-CE
* JB 493-L	C9PZ 8620-FU	* JC 477	C9PZ 8620-CF
* JB 501	C9PZ 8620-AK	* JC 481	D0TZ 8620-D
* JB 505	C9PZ 8620-AN	* JC 483	C9PZ 8620-CD
* JB 513	C9PZ 8620-AT	* JC 490	C9PZ 8620-CG
* JB 516	C9PZ 8620-AP	* JC 493	C9PZ 8620-FP
* JB 521	C9PZ 8620-AR	* JC 495-L	C9PZ 8620-CH
* JB 527	C9PZ 8620-GB	* JC 497	C9PZ 8620-GD
* JB 527-L	C9PZ 8620-GB	* JC 501	C9PZ 8620-GD
* JB 546	C9PZ 8620-AU	* JC 501-L	C9PZ 8620-GD
* JB 551-L	C9PZ 8620-HC	* JC 504	C9PZ 8620-CK
* JB 590-LA	D8PZ 8620-W	* JC 507	D0TZ 8620-B
* JC 273	D7PZ 8620-N	* JC 510	C9PZ 8620-CL
* JC 283	D0HZ 8620-A	* JC 514	C9PZ 8620-CL
* JC 293-C	C9PZ 8620-AV	* JC 517	D0VZ 8620-B
* JC 307-C	C9PZ 8620-AY	* JC 521	C9PZ 8620-CM
* JC 320-C	C9PZ 8620-AZ	* JC 524	C9PZ 8620-CM
* JC 323-C	C9PZ 8620-BA	* JC 525	C9PZ 8620-CM
* JC 332	C9PZ 8620-BB	* JC 527	D0AZ 8620-E
* JC 337	C9PZ 8620-BC	* JC 527-L	D0AZ 8620-E
* JC 345-C	C9PZ 8620-BD	* JC 530-L	C9PZ 8620-GB
* JC 355	C9PZ 8620-BE	* JC 531	D0AZ 8620-E
* JC 363	D5PZ 8620-W	* JC 534	C9PZ 8620-CP
* JC 366-C	C9PZ 8620-BG	* JC 537	C9PZ 8620-CR
* JC 373	C9PZ 8620-BH	* JC 551	C9PZ 8620-GC
* JC 375	C9PZ 8620-BH	* JC 552	C9PZ 8620-GC
* JC 377-C	C9PZ 8620-BJ	* JC 552-L	C9PZ 8620-GC
* JC 387	C9PZ 8620-BK	* JC 554	C9PZ 8620-GN
* JC 392-A	D5PZ 8620-F	* JC 555	C9PZ 8620-GN
* JC 393	C9PZ 8620-BL	* JC 557	C9PZ 8620-GA
* JC 397-C	D2PZ 8620-A	* JC 557-L	C9PZ 8620-GA
* JC 403	C9PZ 8620-BM	* JC 561-L	C9PZ 8620-GA
* JC 407	C9PZ 8620-BN	* JC 564	C9PZ 8620-CV
* JC 411	C9PZ 8620-BP	* JC 574	C9PZ 8620-CY
* JC 416	C9PZ 8620-BR	* JC 577	C9PZ 8620-CZ
* JC 420	C9PZ 8620-FS	* JC 584-A	D5PZ 8620-T
* JC 423	C9PZ 8620-BS	* JC 585	C9PZ 8620-DA
* JC 430	C9PZ 8620-GU	* JC 594	C9PZ 8620-DB

1990/
TRUCK SERIES 600/900

IDENTIFICATION CHART

(Arranged according to Identification Number)

IDENTIFICATION		PART NUMBER		IDENTIFICATION		PART NUMBER	
8620	BELT (DRIVE) — Cont'd						
Note:	* Identification number is same as Motorcraft sales number.						
	Any production belt with numerals in the suffix, such as A1A,A2A etc., are the same as the suffix AA.						
	EXAMPLES# D2VE 8620-L1A,L2A,L3A,L4A belts are the same as D2VE 8620-LA.						
* JC	600	C9PZ	8620-DC	* JE	541	D3PZ	8620-D
* JC	603-L	C9PZ	8620-GT	* JE	553	C9PZ	8620-EP
* JC	604	C9PZ	8620-GT	* JE	555	C9PZ	8620-EG
* JC	604-L	C9PZ	8620-GT	* JE	560	C9PZ	8620-EN
* JC	607	C9PZ	8620-DE	* JE	573-C	B8QH	8620-D
* JC	610	C9PZ	8620-GG	* JE	576-C	C9PZ	8620-EH
* JC	613	C9PZ	8620-GG	* JE	586	C9PZ	8620-ER
* JC	614	C9PZ	8620-GG	* JE	604	C9PZ	8620-ES
* JC	616	C9PZ	8620-DF	* JE	627-C	C9PZ	8620-ET
* JC	624	C9PZ	8620-DG	* JE	636-C	C9PZ	8620-EU
* JC	626	C9PZ	8620-GH	* JE	645	D3PZ	8620-E
* JC	631-L	C9PZ	8620-GH	* JE	657-L	C9PZ	8620-GE
* JC	633	C9PZ	8620-GV	* JE	660	D8PZ	8620-T
* JC	634	C9PZ	8620-GV	* JE	670	C9PZ	8620-EJ
* JC	634-L	E4PZ	8620-G	* JE	675-C	C9PZ	8620-GS
* JC	637-L	D9PZ	8620-EA	* JF	366	C9PZ	8620-FD
* JC	640	D9PZ	8620-EA	* JF	381	C9PZ	8620-GR
* JC	640-LA	D9PZ	8620-EA	* JF	405-C	C9PZ	8620-EV
* JC	644-A	D9PZ	8620-A	* JF	445-C	C9PZ	8620-EC
* JC	650	C9PZ	8620-DL	* JF	461-C	C9PZ	8620-EY
* JC	654	C9PZ	8620-DM	* JF	535-C	C9PZ	8620-FA
* JC	655	E5PZ	8620-E	* JF	614-C	C9PZ	8620-FB
* JC	656	E5PZ	8620-E	* JG	347-C	C9PZ	8620-FC
* JC	661	E1HZ	8620-A	* JG	375-C	C9PZ	8620-FE
* JC	664	C9PZ	8620-HB	* JG	400	C9PZ	8620-GP
* JC	667	E0HZ	8620-M	* JG	401-C	C9PZ	8620-GP
* JC	675-A	D3PZ	8620-A	* JG	413	C9PZ	8620-FF
* JC	677	D3HZ	8620-A	* JG	427	C9PZ	8620-FG
* JC	684	C9PZ	8620-DR	* JG	433	C9PZ	8620-FH
* JC	694-L	C9PZ	8620-GZ	* JG	453	C9PZ	8620-FJ
* JC	707	C7AZ	8620-B	* JG	462-C	C9PZ	8620-EZ
* JC	727	C9PZ	8620-U	* JG	477	D8PZ	8620-D
* JC	734	C9PZ	8620-DT	* JG	484	C9PZ	8620-FK
* JD	656	C0TZ	8620-B	* JG	495	D8PZ	8620-E
* JD	657-C	C9PZ	8620-GE	* JG	505	D9PZ	8620-B
* JD	675	C0TE	8620-A	* JG	515	D8PZ	8620-C
* JE	375-C	C9PZ	8620-DU	* JG	567	C9PZ	8620-FL
* JE	383-C	C9PZ	8620-DV	* JH	356	D4PZ	8620-C
* JE	387	C9PZ	8620-GR	* JH	361	D00Z	8620-A
* JE	392	C9PZ	8620-DY	* JH	381	D5PZ	8620-B
* JE	412-C	C9PZ	8620-DZ	* JJ	373	C9PZ	8620-FY
* FE	415-C	C9PZ	8620-EA	* JJ	381-L	C9PZ	8620-GF
* JE	426	C9PZ	8620-EK	* JJ	435-L	C9PZ	8620-GJ
* JE	427-D	D3PZ	8620-B	* JJ	487	C9PZ	8620-FU
* JE	433-A	D3PZ	8620-C	* JM	406	C9VY	8620-A
* JE	437	C9PZ	8620-EB	* JN	387	C8VY	8620-B
* JE	453	C9PZ	8620-ED	* JR	376	C8HZ	8620-C
* JE	474-C	C9PZ	8620-EE	E5HT	8K569-AA	E6HZ	8620-A
* JE	500	C9PZ	8620-EL	C3TA	8620-D	C9PZ	8620-DC (JC-600)
* JE	524-C	C9PZ	8620-EF	87HU	8K569-CA	E8HZ	8620-W
* JE	534	C9PZ	8620-EM	87HU	8K569-EA	E8HZ	8620-V

1990/
TRUCK SERIES 600/900

IDENTIFICATION CHART

(Arranged according to Identification Number)

IDENTIFICATION	PART NUMBER	IDENTIFICATION	PART NUMBER
8620	BELT (DRIVE) — Cont'd		
Note:	* Identification number is same as Motorcraft sales number.		
	Any production belt with numerals in the suffix, such as A1A,A2A etc., are the same as the suffix AA.		
	EXAMPLES# D2VE 8620-L1A,L2A,L3A,L4A belts are the same as D2VE 8620-LA.		
C6TA 8620-G	C9PZ 8620-DY (JE-392)	D2HA 8620-DA	D9PZ 8620-EA (JC-640-LA)
C6TA 8620-E	C9PZ 8620-ED (JE-453)	D2HA 8620-EA	C9PZ 8620-CY (JC-574)
C6TS 8620-C	C9PZ 8620-CZ (JC-577)	D20E 8620-AYA	C9PZ 8620-CM (JC-524)
C7TA 8620-G	C9PZ 8620-DT (JC-734)	D2NE 8620-NA	C9PZ 8620-AD (JB-451)
C7TA 8620-H	C9PZ 8620-CR (JC-537)	D2SE 8620-LA	C9PZ 8620-BV (JC-441)
C7TA 8620-N	C9PZ 8620-EG (JE-555)	D2TE 8620-AA	D9PZ 8620-EA (JC-640-LA)
C8HA 8620-A	C9PZ 8620-CV (JC-564)	D2TE 8620-GA	C9PZ 8620-GF (JB-385-L)
C8HA 8620-J	C9PZ 8620-CY (JC574)	D2TE 8620-KA	C9PZ 8620-EU (JE-636-C)
C8HA 8620-S	C9PZ 8620-CH (JC-495-L)	D2TE 8620-MA	C9PZ 8620-BY (JC-445)
C8TA 8620-F	C9PZ 8620-BH (JC-373)	D2TE 8620-SA	C9PZ 8620-BE (JC-355)
C8TA 8620-G	E0HZ 8620-E (JC-667-C)	D2TE 8620-ZA	C9PZ 8620-BU (JC-433)
C8TA 8620-H	C9PZ 8620-DE (JC-607)	D2TE 8620-SA	C9PZ 8620-BE (JC-355)
C9TE 8620-D	D9PZ 8620-EA (JC-460-LA)	D2TE 8620-AAA	C9PZ 8620-BV (JC-441)
DOAE 8620-A	C9PZ 8620-BU (JC-433)	D2TE 8620-ABA	D9PZ 8620-B (JC-437-A)
DOHA 8620-N	C9PZ 8620-GH (JC-626-L)	D2TE 8620-ADA	C9PZ 8620-BY (JC-445)
DOHA 8620-U	C9PZ 8620-GN (JC-554)	D2TE 8620-AEA	D6PZ 8620-D (JC-453-A)
DOHA 8620-Z	DOVZ 8620-B (JC-517)	D2TE 8620-AFA	C9PZ 8620-CB (JC-460)
DOHA 8620-AA	C9PZ 8620-GG (JC-614)	D2TE 8620-AGA	C9PZ 8620-CC (JC-465)
DOHA 8620-AB	C9PZ 8620-AV (JC-293-C)	D2TE 8620-ANA	DOTZ 8620-D (JC-481)
DOHA 8620-AE	DOHZ 8620-A (JC-283)	D2TE 8620-ARA	C9PZ 8620-CD (JC-483)
DOHA 8620-AG	DOAZ 8620-E (JE-423)	D2TE 8620-ASA	C9PZ 8620-GN (JC-554)
DOHA 8620-AH	C9PZ 8620-GT (JC-604-L)	D2TE 8620-ATA	C9PZ 8620-CM (JC-524)
DOHA 8620-AJ	C9PZ 8620-CD (JC-483)	D2TE 8620-BAA	C9PZ 8620-GE (JE-657-C)
DOHA 8620-AK	DOHZ 8620-D (JE-543)	D2TE 8620-BA	C9PZ 8620-DC (JC-600)
DOHA 8620-AL	DOHZ 8620-E (JE-423)	D2TE 8620-BDA	C9PZ 8620-GT (JC-604-L)
DOOE 8620-F	C9PZ 8620-GN (JC-554)	D2TE 8620-BHA	C9PZ 8620-GD (JC-501-L)
DOTE 8620-A	C9PZ 8620-GD (JC-501-L)	D2TE 8620-BJA	C9PZ 8620-GD (JC-501-L)
DOTE 8620-C	C9PZ 8620-GE (JE-657-C)	D2TE 8620-BKA	DOTZ 8620-D (JC-481)
DOTE 8620-E	DOTZ 8620-D (JC-481)	D2TE 8620-BLA	C9PZ 8620-CB (JC-460)
DOTE 8620-F	DOTZ 8620-D (JC-481)	D2TE 8620-BMA	DOTZ 8620-D (JC-481)
DOTE 8620-G	C9PZ 8620-GT (JC-604-L)	D2TE 8620-BNA	C9PZ 8620-BH (JC-373)
DOTE 8620-H	C9PZ 8620-GD (JC-504-L)	D2TE 8620-BPA	C9PZ 8620-BH (JC-373)
DOTE 8620-J	C9PZ 8620-BH (JC-373)	D2TE 8620-BRA	C9PZ 8620-BM (JC-403)
DOTE 8620-K	C9PZ 8620-GN (JC-554)	D2TE 8620-BSA	C9PZ 8620-BM (JC-403)
DOTE 8620-L	C9PZ 8620-CD (JC-483)	D2TE 8620-BTA	C9PZ 8620-BP (JC-411)
D1TE 8620-BA	C9PZ 8620-GF (JB-385-L)	D2TE 8620-BYA	C9PZ 8620-AC (JB-446)
D1TE 8620-EA	C9PZ 8620-CB (JC-460)	D2VE 8620-DA	C9PZ 8620-G (JC-453-L)
D2AE 8620-ACA	C9PZ 8620-CC (JC-465)	D2VE 8620-LA	C9PZ 8620-CM (JC-524)
D2AE 8620-AEA	C9PZ 8620-CB (JC-460)	D2TE 8620-AFA	C9PZ 8620-CR (JC-537)
D2AE 8620-BAA	C9PZ 8620-AC (JC-446)	D2ZE 8620-AHA	D9PZ 8620-P (JC-527-A)
D2AE 8620-BCA	C9PZ 8620-GJ (JB-436-L)	D2ZE 8620-AJA	D9PZ 8620-N (JC-514-A)
D2AE 8620-BEA	D5PZ 8620-F (JC-392-A)	D3HA 8620-AA	C9PZ 8620-GU (JC-430-L)
D2AE 8620-BLA	E3AZ 8620-F	D3HA 8620-CA	D3PZ 8620-A (JC-675-A)
D2AE 8620-BYA	C9PZ 8620-CC (JC-465)	D3HA 8620-DA	D3PZ 8620-A (JC-675-A)
D2AE 8620-CCA	C9PZ 8620-BU (JC-433)	D3HA 8620-EA	D3PZ 8620-D (JE-541)
D2AE 8620-CZA	C9PZ 8620-V (JB-423)	D3HA 8620-FA	C9PZ 8620-DZ (JE-412-C)
D2AE 8620-DBA	C9PZ 8620-GJ (JB-436-L)	D3HA 8620-GA	D3PZ 8620-B (JE-427-CA)
D2AE 8620-HA	C9PZ 8620-CZ (JC-577)	D3HA 8620-HA	D3PZ 8620-C (JE-433-A)
D2AE 8620-VA	C9PZ 8620-CV (JC-564)	D3HA 8620-JA	C9PZ 8620-EF (JE-524-C)
D2DE 8620-GA	C9PZ 8620-CB (JC-460)	D3HA 8620-KA	DOHZ 8620-D (JE-543)
D2DE 8620-ADA	C9PZ 8620-GN (JC-554)	D3HE 8620-AA	D3PZ 8620-E (JC-645)
D2HA 8620-BA	C9PZ 8620-FP (JC-493)	D3HE 8620-BA	C9PZ 8620-CD (JC-483)
D2HA 8620-CA	E4PZ 8620-E (JE-465)	D3HE 8620-CA	C9PZ 8620-DL (JC-650)

1990/
TRUCK SERIES 600/900

IDENTIFICATION CHART

(Arranged according to Identification Number)

IDENTIFICATION		PART NUMBER		IDENTIFICATION		PART NUMBER	
8620 BELT (DRIVE) — Cont'd							
Note: * Identification number is same as Motorcraft sales number.							
Any production belt with numerals in the suffix, such as A1A,A2A etc., are the same as the suffix AA.							
EXAMPLES# D2VE 8620-L1A,L2A,L3A,L4A belts are the same as D2VE 8620-LA.							
D3HE	8620-DA	D9PZ	8620-EA (JC-640-LA)	E0HT	8620-GA	E0HZ	8620-N (JC-675-C)
D3TA	8620-D	C9PZ	8620-DC (JC-600)	E0HT	8620-JA	D9PZ	8620-B (JC-437-A)
D3UE	8620-BA	D9PZ	8620-A	E0HT	8620-KA	E0HZ	8620-S (JC-683-C)
D4HE	8620-AA	C9PZ	8620-BN (JC-407)	E0HT	8620-MA	E0HZ	8620-L (JC-707-C)
D4HE	8620-BA	C9PZ	8620-BR (JC-416)	E0HT	8620-UA	E1HZ	8620-B (JC-671-C)
D4HE	8620-CA	C9PZ	8620-CD (JC-483)	E0TE	8620-EA	D7PZ	8620-P (JC-390)
D4TE	8620-AA	C9PZ	8620-BK (JC-387)	E0TE	8620-FA	C9PZ	8620-DL (JC-650)
D4TE	8620-BA	D00Z	8620-A (JH-361)	E0TE	8620-JA	C9PZ	8620-BB (JC-332)
D4ZE	8620-DA	D4PZ	8620-C (JH-356)	E0TE	8620-KA	C9PZ	8620-GG (JC-614)
D5HA	8620-FA	C9PZ	8620-DM (JC-654)	E0TE	8620-LA	C9PZ	8620-DF (JC-616)
D5HA	8620-GA	D5PZ	8620-T (JC-584-A)	E0TE	8620-MA	C9PZ	8620-DM (JC-654)
D5HA	8620-JA	D9PZ	8620-DA (JC-655-A)	E0UE	8620-BA	D7PZ	8620-M
D5HA	8620-KA	D5PZ	8620-U (JC-727)	E1HT	8620-BA	E2HZ	8620-A (JE-461)
D5HE	8620-AA	D5PZ	8620-F (JC-392-A)	E2HT	8620-AA	D7PZ	8620-N
D5HE	8620-BA	D9PZ	8620-EA (JC-640-LA)	E2HT	8620-BA	E2HZ	8620-C (JC-463-LA)
D5HE	8620-CA	D9PZ	8620-U (JC-517-A)	E2HT	8620-FA	C9PZ	8620-DF
D5HE	8620-EA	D9PZ	8620-N (JC-514-A)	E2TE	8620-FA	C9PZ	8620-CB
D5HE	8620-FA	C9PZ	8620-GD (JC-501-L)	E4HE	8620-FA	E0PZ	8620-G
D5HE	8620-GA	D5PZ	8620-F (JC-392-A)	E4HT	8620-GA,GB	E4PZ	8620-C (JC-403-LA)
D5HE	8620-HA	D0AZ	8620-E (JC-527-L)	E4HT	8620-JB	C9PZ	8620-CP
D5HE	8620-JA	D0TZ	8620-B (JC-507)	E4HT	8620-KB	E4HZ	8620-B
D5TA	8620-MA	C9PZ	8620-BL (JC-393)	E4HT	8620-MIA	E4PZ	8620-G
D5TE	8620-BA	D5PZ	8620-B (JH-381)	E4HT	8620-RB	E4HZ	8620-C
D5TE	8620-DA	C9PZ	8620-CG (JC-490)	E4HT	8620-SA	E4HZ	8620-J
D5TE	8620-FA	D5PZ	8620-W (JC-363)	E4HT	8620-YA	E4PZ	8620-B
D5TE	8620-HA	C9PZ	8620-CH (JC-495-L)	E4HT	8620-ZA	E5HZ	8620-D (JC-303-L)
D6HS	8620-AA	C9PZ	8620-EJ (JE-670)	E4HT	8620-AAA	C9PZ	8620-CR
ED D6HS	8620-AA	E2HZ	8620-B (JE-650)	E5HT	8620-AA	E5HZ	8620-A (JC-767-L)
D7HA	8620-BA	C9PZ	8620-FN (JC-443)	E5HE	8620-BA	E5HZ	8620-B (JA-452)
D7HA	8620-KA	D8PZ	8620-C (JG-515)	E5TE	8620-KA	E5HZ	8620-F (JC-661-L)
D7HT	8620-BA	C9PZ	8620-FN (JC-443)	E5TE	8620-GA	E5PZ	8620-C (JC-360-L)
D7HT	8620-LA	C9PZ	8620-BJ (JC-377-L)	E6HT	8620-AA	E6HZ	8620-E (JC-547)
D7HT	8620-MA	D8PZ	8620-E (JG-495)	E7HT	8620-BA	E7HZ	8620-A
D7HT	8620-RA	D8PZ	8620-D (JG-478)	E7HT	8620-CA	E7HZ	8620-B
D7HT	8620-SA	C9PZ	8620-ED (JE-453)	E7HT	8620-DA	E7HZ	8620-C
D7TE	8620-FA	C9PZ	8620-BD (JC-345-C)	E7HT	8620-EA	E7HZ	8620-D
D8HT	8620-AA	D9PZ	8620-S (JG-505)	E7HT	8620-JA	C9PZ	8620-BJ (JC-377-C)
D9TE	8620-AA	D9PZ	8620-M (JC-450-A)	E8HT	8620-CA	E8HZ	8620-A (JC-647)
D9TE	8620-BA	C9PZ	8620-BH (JC-373)	E8HT	8620-GA	E8HZ	8620-B (JC-713)
D9TE	8620-CA	D9PZ	8620-A (JC-644-A)	E8HT	8620-HA	E8HZ	8620-G
D9TE	8620-CB	D9PZ	8620-A (JC-644-A)	E8HT	8620-JA	C9PZ	8620-CE (JC-607)
D9TE	8620-DA	C9PZ	8620-BB (JC-332)	E8HT	8620-LA	E8HZ	8620-L
D9TE	8620-EA	C9PZ	8620-BB (JC-332)	E8HT	8620-RA	E8HZ	8620-H
D9TE	8620-GA	C9PZ	8620-AZ (JC-320-C)	E8HT	8620-SA	E8HZ	8620-J
D9TE	8620-HA	C9PZ	8620-AZ (JC-320-C)	E8HZ	8620-UA	E8HZ	8620-M
E0HT	8620-CA	D2PZ	8620-A	E8HZ	8620-VA	E8HZ	8620-N
E0HT	8620-DA	E0HZ	8620-K (JC-431-C)	D1TA	10C318-AA	C9PZ	8620-GV (JC-634-L)
E0HT	8620-EA	E0HZ	8620-L (JC-707-C)	D3HA	10C318-AA	C9PZ	8620-BG (JC-366-C)
E0HT	8620-FA	E0HZ	8620-M (JC-667-C)	D3HA	10C318-DA	C9PZ	8620-BE (JC-355)

1990/
TRUCK SERIES 600/900

IDENTIFICATION CHART

(Arranged according to Identification Number)

IDENTIFICATION	PART NUMBER	IDENTIFICATION	PART NUMBER
8620	BELT (DRIVE) — Cont'd		
Note:	* Identification number is same as Motorcraft sales number.		
	Any production belt with numerals in the suffix, such as A1A,A2A etc., are the same as the suffix AA.		
	EXAMPLES# D2VE 8620-L1A,L2A,L3A,L4A belts are the same as D2VE 8620-LA.		
E5HT	10C318-AA	E6HZ	8620-B
88HU	10C318-AA	E9HZ	8620-A
		88HU	10C318-BA
			E9HZ 8620-B

YEAR	MODEL/RESTRICTIONS	QUANTITY				PART NUMBER	DESCRIPTION
		ALT.	FAN	P/S	COMP.		
8620	BELT (DRIVE)						

APPLICATION CHART

1980/

B (SERIES)		6 CYL. 6.6L, 7.8L DIESEL					
90	Alternator -- 40 amp.	2				E8HZ 8620-L	1/2" x 70 7/8"
	Alternator -- 60,75,90 amp. Motorcraft	2				E4HZ 8A616-J	*JC-693-C 1/2" x 69 3/8"
	Alternator -- 60,130 amp.	2				E8HZ 8620-B	*JC-713-C 1/2" x 71 3/8"
	Idler -- hyd. brakes				1	E8HZ 8620-H	1/2" x 64 3/8"
	Comp. -- air brakes				1	E8HZ 8620-M	1/2" x 65"
	Comp. -- A/C				1	E8HZ 8620-N	1/2" x 59 1/2"
	Comp. -- FS-6 A/C w/6.6L exc. Sanden comp.				2	D8HZ 8620-W	*JB-590-LA 15/32" x 59"
B (SERIES)		8 CYL. 370 (6.1L), 429 (7.0L) GAS					
90	Alternator -- 40-60 amp without 22" fan	2				C9PZ 8620-BV	*JC-441 1/2" x 44 1/8"
	Alternator -- 75 amp. without 22" fan	2				D9PZ 8620-M	*JC-450-A 1/2" x 45"
	Alternator -- 90-105-130 amp. without 22" fan	2				C9PZ 8620-CB	*JC-460 1/2" x 46"
	Alternator -- 40-60 amp with 22" fan	2				C9PZ 8620-BZ	*JC-450 1/2" x 45"
	Alternator -- 70-90 amp with 22" fan	2				C9PZ 8620-CB	*JC-460 1/2" x 46"
	Alternator -- 105-130 amp with 72" fan	2				C9PZ 8620-CC	*JC-465 1/2" x 46 5/8"
	Air brake				1	D9PZ 8620-A	*JC-644-A 1/2" x 64 1/4"
	Air brake -- with 22" fan				1	C9PZ 8620-DL	*JC-650 1/2" x 65"
	T/E -- with fan clutch -- with Hydro-max brakes				1	C9PZ 8620-GG	*JC-614 1/2" x 61 1/2"
	T/E -- without fan clutch with Hydro-max brakes				1	C9PZ 8620-DF	*JC-616 1/2" x 61 3/4"
	T/E -- with 22" fan clutch with Hydro--max brakes				1	E0PZ 8620-G	*JC-614-A 1/2" x 61 1/2"
	Air brake -- with 7 1/2" cu. ft. Compressor				1	C9PZ 8620-DM	*JC-654 1/2" x 65 1/2"
	Air brake -- with 12 cu. ft Compressor				1	C9PZ 8620-DL	*JC-650 1/2" x 65"

1990/
TRUCK SERIES 600/900

YEAR	MODEL/RESTRICTIONS	QUANTITY				PART NUMBER	DESCRIPTION
		ALT.	FAN	P/S	COMP.		

8620 BELT (DRIVE) — Cont'd

APPLICATION CHART

1980/

B (SERIES)						8 CYD. 636 (10.4) CAT DIESEL	
90	Alternator (except motorola 130 amp)	1				C9PZ 8620-CZ	*JC-577 1/2" x 57 7/8"
	alternator (motorola 130 amp)	1				C9PZ 8620-DF	*JC-616 1/2" x 61 3/4"
	PS			2		D3PZ 8620-A	*JC-675-A 1/2" x 67 1/2"
	Air brakes				1	D5PZ 8620-T	*JC-584-A 1/2" x 58 1/2"
	Hyd. brakes				1	E3AZ 8620-D	*JC-564-LA 1/2" x 56 1/2"
	A/C				1	C9PZ 8620-GU	*JC-430-L 1/2" x 53
CF SERIES						(6.6L & 7.8L) DIESEL	
90	Alternator	2				E9HZ 8620-A	1/2" x 47"
	Alternator	2				E9HZ 8620-B	1/2" x 56 3/8"
	Alternator -- 90 amp.	2				E6HZ 8620-C	
	W/P to comp. -- 6.6L (165,185 H.P.)				1	F0HZ 8620-B	
	W/P to comp. -- 7.8L (185,210 H.P.)				1	E9HZ 8620-C	
C-CT (SERIES)						8 CYL. 636 (10.4L) CAT DIESEL	
90	Alternator (except motorola 130 amp)	1				C9PZ 8620-CZ	*JC-577 1/2" x 57 7/8"
	Alternator (motorola 130 amp)	1				C9PZ 8620-DF	*JC-616 1/2" x 61 3/4"
	P/S			2		C9PZ 8620-BL	*JC-393 1/2" x 39 3/8"
	Air brakes -- 7 1/4 cu. ft. comp.				1	E3AZ 8620-D	*JC-564-LA 1/2" x 56 1/2"
	Air brakes -- 12 cu. ft. comp.				1	C9PZ 8620-CZ	*JC-577 1/2" x 57 7/8"
	Hyd. brakes				1	E3AZ 8620-D	*JC-564-LA 1/2" x 56 1/2"
CL-CLT (SERIES)						6 CYL. 610 (10.0L) CUMMINS DIESEL	
90	Alternator -- exc. Delco	1				E4HZ 8620-B	*JK5-346 45/64" x 34.75"
	Alternator -- w/Delco	1	1			E4HZ 8620-C	*JK8-612 1 3/32" x 61.25
CL-CLT (SERIES)						6 CYL. 855 (14.0L) CUMMINS DIESEL	
90	Alternator -- 70,90 amp. Motorcraft	2				E6PZ 8620-F	*JC-437-L 1/2" x 43 7/8"
	Alternator -- 75,90 amp. Delco	2					
	Fan -- with Bendix clutch		3			E0PZ 8620-G	*JC-614-A 1/2" x 61 1/2"
	Fan -- With Rockford clutch		2			D9PZ 8620-S	*JG-505 7/8" x 50 19/32"
	Fan -- Without clutch		2			D8PZ 8620-C	*JG-515 7/8" x 51 19/32"
	A/C				1	C9PZ 8620-BR	*JC-416 1/2" x 41 3/4"
CL-CLT (SERIES)						6 CYL. 893 (14.6L) CAT DIESEL	
90	Alternator -- w/A/C	2				E8HZ 8620-B	*JC-713-C 1/2" x 71 3/8"
	Alternator -- w/o A/C	2				C9PZ 8620-CH	*JC-495-L 1/2" x 49 5/8"
	Fan -- w/o A/C		2			D8PZ 8620-T	*JE-660 11/16" x 66 1/16"
	Fan -- w/A/C		2			E0PZ 8620-C	*JE-674 11/16" x 67 7/8"
CL-CLT (SERIES)						6 CYL. 1150 (18.8L) CUMMINS DIESEL	
90	Alt.-pulley #3002323	1				★ 8620	Secure from Cummins-Vendor No. 205913
	Alt.-pulley #3002324	1				★ 8620	Secure from Cummins-Vendor No. 206996
	A/C				1	C9PZ 8620-BY	*JC-445 1/2" x 44 5/8"
F (SERIES)						6 CYL. 6.6L, 7.8L DIESEL	
90	Alternator -- 40 amp.	2				E8HZ 8620-L	1/2" x 70 7/8"
	Alternator -- 60,75,90 amp. Motorcraft	2				E4HZ 8A616-J	*JC-693-C 1/2" x 69 3/8"
	Alternator -- 60,130 amp.	2				E8HZ 8620-B	*JC-713-C 1/2" x 71 3/8"
	Idler -- w/hyd. brakes				1	E8HZ 8620-H	1/2" x 64 3/8"
	Idler -- w/air brakes				1	E8HZ 8620-G	1/2" x 64 7/8"
	Comp. -- air brakes				1	E8HZ 8620-M	1/2" x 65"

**1990/
TRUCK SERIES 600/900**

YEAR	MODEL/RESTRICTIONS	QUANTITY				PART NUMBER	DESCRIPTION
		ALT.	FAN	P/S	COMP.		
8620	BELT (DRIVE) — Cont'd						

APPLICATION CHART

1980/

F (SERIES)		6 CYL. 6.6L, 7.8L DIESEL					
90	Comp. — A/C				1	E8HZ 8620-N	1/2" x 59 1/2"
	Comp. — F/S-6 A/C w/6.6L exc. Sanden comp.				2	E8HZ 8620-W	*JB-590-LA 15/32" x 59"
	Comp. — F/S-6 A/C w/7.8L exc. Sanden comp.				2	E8HZ 8620-X	*JB-602-A 15/32" x 60 1/8"

F (SERIES)		8 CYL. 370 (6.1L), 429 (7.0L) GAS					
90	Alternator — 40,60 amp. without fan clutch—exc. cowl mdl.	1				E6PZ 8620-G	*JC-453-L 1/2" x 45 3/8"
	Alternator — 40,60 amp. with fan clutch—exc. cowl mdl.	1				E6PZ 8620-F	*JC-437 1/2" x 43 7/8"
	Alternator — 75 amp. without fan clutch	AR				E2HZ 8620-C	*JC-463-LA 1/2" x 46 3/8"
	Alternator — 75 amp. with fan clutch—exc. cowl	1				D9PZ 8620-M	*JC-450 1/2" x 45"
	Alternator — 90,130 amp. without fan clutch	AR				E2HZ 8620-C	*JC-463-LA 1/2" x 46 3/8"
	Alternator — 90,130 amp. with fan clutch	AR				C9PZ 8620-CG	*JC-460 1/2" x 46"
	Alternator — 40,60 amp. with fixed fan—cowl	2				D9PZ 8620-M	*JC-450-A 1/2" x 45"
	Alternator — 40,60 amp. with fan clutch—cowl	2				C9PZ 8620-FN	*JC-443 1/2" x 44 3/8"
	Alternator — 75 amp. with fan clutch—cowl	2				D9PZ 8620-M	*JC-450-A 1/2" x 45"
	P/S—exc. cowl mdl.			2	2	E8HZ 8620-P	*JC-630 1/2" x 63"
	P/S—cowl mdl.			1		C9PZ 8620-CR	*JC-537 1/2" x 53 7/8"
	Hi-Fan or Idler pulley		1			C9PZ 8620-CD	*JC-483-L 1/2" x 48 3/8"
	Air pump — R.H. with Hydro Max brakes—cowl mdl.			1		E0PZ 8620-G	*JC-614-LA 1/2" x 61 1/2"
	Air pump — R.H. without Hydro Max brakes—cowl mdl.			1		C9PZ 8620-DF	*JC-616 1/2" x 61 3/4"

F (SERIES)		8 CYL. 636 (10.4L)-CAT DIESEL					
90	Alternator (except motorola 130 amp)	1				C9PZ 8620-CZ	*JC-577 1/2" x 57 7/8"
	Alternator (motorola 130 amp)	1				C9PZ 8620-DF	*JC-616 1/2" x 61 3/4"
	P/S —			2		D3PZ 8620-A	*JC 675-A 1/2" x 67 1/2"
	Air brakes				1	D5PZ 8620-T	*JC-584-A 1/2" x 58 1/2"
	Hyd. brakes				1	E3AZ 8620-D	*JC-564-LA 1/2" x 56 1/2"
	A/C				1	C9PZ 8620-GU	*JC-530-L 1/2" x 53"

1990/
TRUCK SERIES 600/900

YEAR	MODEL/RESTRICTIONS	QUANTITY				PART NUMBER	DESCRIPTION
		ALT.	FAN	P/S	COMP.		
8620	BELT (DRIVE) — Cont'd						

APPLICATION CHART

1980/

L (SERIES)		6 CYL. 6.6L, 7.8L DIESEL					
90	Alternator -- 40,60 amp.	2				E8HZ 8620-L	1/2" x 70 7/8"
	Alternator -- 75,90 amp.	2				E8HZ 8620-J	1/2" x 70 3/8"
	Idler -- w/hyd. brakes				1	E8HZ 8620-H	1/2" x 64 3/8"
	Idler -- w/air brakes				1	E8HZ 8620-G	1/2" x 64 7/8"
	Comp. -- air brakes				1	E8HZ 8620-M	1/2" x 65"
	Comp. -- A/C				1	E8HZ 8620-N	1/2" x 59 1/2"

L (SERIES)		6 CYL. 610 (10.0L) CUMMINS DIESEL					
90	Alternator	1				E4HZ 8620-B	*JK5-346 45/64" x 34.75"
	Alternator -- w/Delco-75 amp.	1				E4FZ 8620-C	*JK5-366 45/64" x 36.75"
	Fan		1			FOHZ 8620-C	*JK8-536 1 3/32" x 53 3/4"

L (SERIES)		6 CYL. 629 (10.3L)-CAT. DIESEL					
90	Alternator	1				FOHZ 8620-A	*JK8-786 1" x 78 3/4"

L (SERIES)		6 CYL. 855 (14.0L)-CUMMINS DIESEL					
90	Alternator	2				E6PZ 8620-F	*JC-437-L 1/2" x 43 7/8"
90	Fan -- LN-LNT900 NTC Form. 300,350		2			E4HZ 8620-H	*JE-465 11/16" x 46 5/8"
	Fan - L-LN-LNT-LTS900 -- NTC/Form. 350 with Rockford fan clutch		2			E1HZ 8620-C	*JE-511 11/16" x 51 1/8"
	Fan -- NTC & Form 230,240,250 LN-LNT900 -- NTC & Form 290, Calif.		2			D0HZ 8620-E	*JE-423 11/16" x 42 3/8"
	Fan -- LL-LTL900-Cum. NTC/Form		2				
	Fan -- LN-LNT900 -- NTC & Form 290, exc. Calif.		2			D3PZ 8620-C	*JE-433-A 11/16" x 43 3/8"
	L-LT-LTS -- NTC & Form 290,300		2				
	Fan -- LTL900 and NTC/Form. 350,400		2			E2HZ 8620-A	*JE-461 11/16" x 46 1/8"
	Fan -- LN-LNT900 NTC Form. 300		2				
	Fan -- LN900		2			E4PZ 8620-D	*JE-500-A 11/16 x 49 15/16"
	Fan		3			E8HZ 8620-T	*JE-450 11/16" x 45"
	Fan-cum. max H.P. at 1800 RPM		3			E8HZ 8620-D	*JE-434 11/16" x 43 1/2"
	Fan-cum. max H.P. at 2100 RPM		3			E8HZ 8620-T	*JE-450 11/16" x 45"
	P/S			2		C9PZ 8620-BY	*JC-445 1/2" x 44 5/8"

L (SERIES)		6 CYL. 893 (14.6L)-CAT DIESEL					
90	Alternator -- LTL	2				E8HZ 8620-B	*JC-713-C 1/2" x 71 3/8"
	Fan -- LTL		2			E4HZ 8620-E	*JE-643 11/16" x 64 3/8"
	A/C -- exc. LL & LTL				1	C9PZ 8620-CD	*JC-483 1/2" x 48 3/8"
	A/C-LL-LTL				1	D9PZ 8620-N	*JC-514-A 1/2" x 51 1/2"

L (SERIES)		8 CYL. 636 (10.4L)-CAT DIESEL					
90	Alternator	2				E0PZ 8620-G	*JC-614-LA 1/2" x 61 1/2"
	Fan -- LN700		2				
	Fan -- 3208N exc. LN700		1			C9PZ 8620-GN	*JC-554 1/2" x 55 1/2"
	Fan -- 3208T exc. LN700		1			C9PZ 8620-CY	*JC-574 1/2" x 57 1/2"
	Fan -- L-LN800 Cat. 3208T		1			D9PZ 8620-EA	*JC-640-LA 1/2" x 64"
	P/S -- LN700				1	C9PZ 8620-BJ	*JC-377-C 1/2" x 37 7/8"

**1990/
TRUCK SERIES 600/900**

YEAR	MODEL/RESTRICTIONS	QUANTITY				PART NUMBER	DESCRIPTION
		ALT.	FAN	P/S	COMP.		
8620	BELT (DRIVE) — Cont'd						

APPLICATION CHART

1980/

L SERIES		8 CYL. 636 (10.4L)-CAT DIESEL					
90	P/S -- L-LN800 Cat. 3208T			1	D3PZ 8620-A	*JC-675-A	1/2" x 67 1/2"
	P/S -- L-LN Cat. 3208N			1	D9PZ 8620-EA	*JC-640-LA	1/2" x 64"
	Air brakes			1	D5PZ 8620-T	*JC-584-A	1/2" x 58 1/2"
	Hyd. brakes			1	E3AZ 8620-D	*JC-564-LA	1/2" x 56 1/2"
	A/C			1	C9PZ 8620-BK	*JC-387	1/2" x 38 7/8"
	A/C -- L-LN			1	C9PZ 8620-GU	*JC-430-L	1/2" x 43"

YEAR	MODEL/RESTRICTIONS	ENGINE		PART NUMBER	DESCRIPTION	QTY.
		CYL.	C.I.D. (C.C.D.)			
8B624 SUPPORT (ENGINE FAN PULLEY)						
90	CL-CLT900 -- NTC 444	6	855	E8HZ 8B624-A	#E8HT-AA	1
90	L-LT-LN-LNT-LL-LTL-LTS900 -- NTC 444	6	855			1
8625 PULLEY and BRACKET ASSY. (FAN)						
90	B-F-L -- w/FTO eng.	6	6.6L,7.8L	E8HZ 8625-A	#E8HT-BA	1
90	B-F600/800	8	370,429	E5HZ 8625-B	#E5HT 8625-CA	1
90	B,F600/800 -- with low mount fan	8	370,429	E5HZ 8625-C	#E5HT-8625-AA	1
90	B-F-FT700/800 -- 3208NA Cat. diesel	8	636	E8HZ 8625-C	#E3HT-BA, ED2E3HT-BB	1
90	L-LN-LNT-LT-LTS800 -- 3208 Cat. diesel	8	636			1
90	L-LN-LNT-LT-LTS800 -- 3208T Cat. diesel	8	636	E8HZ 8625-D	#E3HT-CA, ED2E3HT-CA	1
90	F-FT700/800 -- 3208T Cat. diesel	8	636	E8HZ 8625-D	#ED2E3HT 8625-CA	1
90	F700 -- firetruck gas	8	370,429	D9HZ 8625-A	#EDD9HT-AB-incl. D9HZ 8632-A bracket, 3 sheaves D9HT-BA	1
90	LL-LTL900 -- Cum. NTC/Form	6	855	E8HZ 8625-B	#E8HT 8A612-CA-3 sheaves	1
90	L-LN-LNT-LS-LT-LTS900 -- Cum. NTC/Form	6	855			1
90	CL-CLT900 -- cum. NTC/Form exc. NTC 365	6	855	E8HZ 8625-E	#E8HT-8A612-EB-replaces E8HZ 8678-F	1
8626 BEARING ASSY. (FAN)						
90	B-F-LN600/800 -- w/FNH diesel	6	6.6L,7.8L	E8HZ 8626-B		1
90	L-LN-LNT-LT-LTS900	6	855	D8HZ 8626-C	Includes: D9HZ 8B564-A Lube and seal kit	1
90	L-LN-LS-LT-LNT-LTS900 -- Cum. L10 diesel w/Eaton fan clutch	6	611	F0HZ 8626-A		1
90	LL-LTL900 -- Cum. L10 diesel w/Eaton fan clutch	6	611			1
90	F-B-L-LN exc. LN7000 w/3208 Cat.	8	636	E3HZ 8626-A		1
90	L-LN-LNT-LS-LT-LTS900 -- Cat. 3306 diesel	6	638	E8HZ 8626-A		1
8A627 CLUTCH and BRACKET ASSY. (FAN) - Also refer to 8A616 and 8B647						
90	CL-CLT-w/Cum. NTC	6	855	E6HZ 8A627-N	#E6HT-DA-Bendix-FD-3	1
90	CL-CLT900 -- Cum.	6	855	E4HZ 8A627-D	Rockford	1
90	CL-CLT900 -- Cat. 3406	6	893	E2HZ 8A627-J	Rockford	1
86/87	CL-CLT -- w/3406 Cat.	6	893	E6HZ 8A627-M	#E6HT-BA-Bendix #104768-FD-3	
90	CL-CLT900 -- w/3406 Cat.	6	893	E8HZ 8A627-B	#E8HT-AA-FD3	1
90	CL-CLT900 -- Cum. exc. 300/365 H.P. diesel	6	855	E9HZ 8A627-C	Bendix-FD6	1

JULY, 1989

COPYRIGHT © 1989—

FORD MOTOR
COMPANY

—DEARBORN, MICHIGAN

NEW ISSUE

1990/
TRUCK SERIES 600/900

YEAR	MODEL/RESTRICTIONS	ENGINE		PART NUMBER	DESCRIPTION	QTY.
		CYL.	C.I.D. (C.C.D.)			
8A627 CLUTCH and BRACKET ASSY. (FAN)-Also refer to 8A616 and 8B647 - Cont'd						
90	CL-CLT900 - - Cum. NTC/ Form 300/365 H.P.	6	855	E9HZ 8A627-B	Bendix-FD6	1
90	L-LN-LNT-LT-LTS900 w/Cum. L-10	6	610	E6HZ 8A627-P	#E6HT-EA-Bendix-FD3	1
90	L-LN-LNT-LT-LTS-LL-LTL900 - - Cum. L10	6	610	E9HZ 8A627-A		1
90	L-LN-LT-LNT-LTL-LL-LTS- LS w/3406 AT	6	893	E8HZ 8A627-A	#E8HT-BA-FD3	1
90	L-LT-LTS-LN-LNT-LTL900 w/Cum. NTC	6	855	E6HZ 8A627-D	Bendix #104915-FD2	1
90	LT900 - - w/Cum. NTC O.A. w/A/C	6	855	E6HZ 8A627-J	#E6HT-FA-Bendix-FD3	1
90	L-LT-LTS-LN-LNT-LTL900 - - Cum. NTC O.A.	6	855	E6HZ 8A627-K	#E6HT-CA-Bendix-#104752-FD3	1
90	L-LN-LNT-LT900 - - Cum. NTC/ Form. 350 with Rockford clutch	6	855	E4HZ 8A627-C	#E3HT-KA-Rockford	1
90	L-LN-LNT-LT-LTS900 - - Cum. NTC/Form 300/365 H.P.	6	855	E9HZ 8A627-B	Bendix-FD6	1
90	LTL - - Detroit Diesel 8V-92-with Rockford clutch	8	736	E1HZ 8A627-P		1
90	LTL900 - - Cum. diesel (NTC/ Form 300) with Rockford Clutch	6	855	E4HZ 8A627-M	Rockford-#E3HT-MA, E2HT-TA	1
90	LTL900 - - Cum. diesel (NTC/ Form 350,400) with Rockford Clutch	6	855	E4HZ 8A627-M	Rockford-#E3HT-NA, E2HT-TA	1
90	LTL - - w/Cum. with Bendix clutch	6	855	E6HZ 8A627-K	#E6HT-CA-Bendix-FD3	1
90	L-LT-LTS-LTL900 - - w/Cat. 3406	6	893	E6HZ 8A627-L	#E6HT-AA-Bendix-FD3	1
8632 BRACKET (FAN MOUNTING)						
90	B-F-FT700/800 - - Cat. 3208	8	636	E3HZ 8632-A	#E3HT-BA	1
90	F600/800 - - F700 Fire Trk.	8	370,429	E3HZ 8632-B	#E3HT-CA	1
90	B-F600/800	8	370,429	E5HZ 8632-B	#E5HT-AA	1
90	CL-CLT900	6	893	388611-S2	(BB-890-E) Bolt (bracket to (8A627) clutch & bracket assy.)-3/8"-16 x 6"	8
90	B-F600/800	8	370,429	300973-S100	(BB-149-B)-Bolt-5/16"-18 x 5.25"	1
90	B-F600/800	8	370,429	58635-S103	(B-82-AB)-Bolt-3/8"-16 x 1.25	1
8A645 SPACER (FAN)						
90	LL-LTL900 - - Cum. NTC/Form	6	855	E8HZ 8A645-B	#E8HT 8A645-EB	1
90	CL-CLT900 - - Cum. NTC w/Sanden A/C comp.	6	855			1
8B649 SHAFT ASSY. (FAN CLUTCH)						
90	CL-CLT900 - - Cat-Cummins. Diesel	6	855,893	D8HZ 8B649-A	#D7HA-BA	1
8B649 SHAFT (FAN CLUTCH BRACKET REPAIR)						
90	L-LN-LNT-LT-LTS900	6	855	D8HZ 8B649-C		1
8B651 AIR FILTER (THERMAL CONTROL VALVE)						
90	L-LN-LNT-LT900 - - Cat. 3406	6	893	D7HZ 8B651-A		1
90	CL-CLT900 - - with Bendix fan clutch-Cat. 3406	6	893			1
90	LTL900	6&8	All			1
90	L-LN-LNT-LT-LTS900	6	855			1
8653 DECAL (FAN WARNING)						
90	CL-CLT-L-LN-LNT-LT-LTS900- With Bendix fan clutch	6	855	D9HZ 8653-A	French	2
90	CL-CLT-L-LN-LNT-LT-LTS900- With Bendix fan clutch	6	855	D9HZ 8653-B	English	2
90	CL-CLT-L-LN-LNT-LT- LTS900-with fan clutch	6&8	All	E2HZ 8653-A	French	AR
				E2HZ 8653-B	English	AR

1990/
TRUCK SERIES 600/900

YEAR	MODEL/RESTRICTIONS	ENGINE		PART NUMBER	DESCRIPTION	QTY.
		CYL.	C.I.D. (C.C.D.)			
8A653 BRACKET ASSY. (IDLER PULLEY SUPPORT)						
90	LTS900 -- NTC350 diesel and L/N alt.	6	855	D4HZ 8A653-A	#D4HA 8B616-AA	1
90	L-LT-LTS-LN-LNT900	6	855	D7HZ 8A653-B	#D7HT 8B616-DA, D5HA 8B616-CA	1
90	LTL900 -- NTC/Form. 300,350 diesel and 105 amp. alt.	6	855			1
90	L series	6	855	384752-S2	Bolt (bracket to engine)-7/16"-20 x 3 1/4"	3
8K655 NUTPLATE (FAN CLUTCH RETAINING)						
90	CL-CLT-LN-LNT900 -- with Cums NTC's 350	6	855	E0HZ 8K655-A	#E0HT-AA	1
90	LL-LTL900 -- with Cum. NTC	6	855			1
90	CL-L-LN -- w/"C" brake Cum. 444	6	855	E8HZ 8K655-A	#E8HT-AA	1
90	LT-LTS-L-LN-LNT-LL-LTL -- w/o "C" brake Cum. 444	6	855	E8HZ 8K655-B	#E8HT-BA	1
8K657 SPRING (BELT IDLER PULLEY TENSION)						
90	CL-CLT900 -- With A/C	8	1150	D8HZ 8K657-A		1
8678 PULLEY ASSY. (BELT IDLER)						
90	F-B-L Series -- w/FNH eng. w/hyd brks.	6	6.6L 7.8L	E7HZ 8678-A	#E7HT 8A617-A	1
90	B-F-L-LN-LNT-LT600/800 -- FNH diesel w/o A/C	6	6.6L, 7.8L	E8HZ 8678-B	#E8HT-8A617-BA	1
90	B-F-L-LN-LNT-LT600/800 -- FNH diesel w/A/C	6	6.6L, 7.8L	E8HZ 8678-C	#E8HT 8A617-AA	1
90	L-LN-LNT-LS-LT-LTS900 -- Cat. 3176 diesel	6	629	F0HZ 8678-A		1
90	LL-LTL900 -- Cat. 3176 diesel	6	629			1
90	L-LN-LNT-LS-LT-LTS900 -- cat. 3176 diesel	6	629	F0HZ 8678-B	#E9HT-8A612-AA	1
90	LL-LTL900 -- Cat. 3176 diesel	6	629			1
90	B-F-LN600/800 -- diesel and air brakes	8	636	C8TZ 8678-A	#C8TA 8A617-C	1
90	F-FT700/800 -- Cat. 3208 w/o P/S	8	636	E4HZ 8678-A	#E4HT 8A614-AA	1
90	C600/800 -- diesel and air brakes	8	636	C8HZ 8678-D		1
90	CF600/800	6	All	E7HZ 8678-A	#E7HT 8A617-AA	1
90	CF700/800 -- FNH diesel	6	7.8L	E8HZ 8678-A		1
90	L-LN-LNT-LT-LTS700/800 diesel and air brakes	8	636	C8TZ 8678-A	C8TA 8A617-C	1
90	L-LN-LNT-LT-LTS800 -- Cat. 3208 w/o P/S	8	636	E4HZ 8678-A	#E4HT 8A614-AA	1
90	L-LN-LNT-LT-LTS900 -- Cum. NTC/Form. 350 diesel	6	855	E2HZ 8678-A	#E2HT 8A617-AA, D8HT 8A617-AA, AB	1
90	LN-LNT900 -- Cum. NTC/ Form. 300 diesel	6	855			1
90	LL-LTL900 -- Cum. 444	6	855	E8HZ 8678-D		1
90	LN-LNT900 -- Cat. 3306	6	638	E9HZ 8678-A	#E8HT 8A612-DA	1
90	L-LN-LNT-LT-LTS900 -- Cum. NTC 350 diesel	6	855	384752-S2	Bolt (bracket to engine)-7/16"-20 x 3 1/4"	3
8685 BEARING ASSY. (IDLER PULLEY)						
80/86	L-LN-LNT-LT900 -- Detroit diesel 8V-71T & TT	8	568	E2HZ 8678-A		1
90	L-LT-LTS-LN-LNT900 -- Cum. NTC & Form 350	6	855	D8HZ 8685-A		1
90	L-LN-LNT-LT-LTS900 -- Cum. NTC with Eaton clutch	6	855	97638-S2	(Q-6-H)-retaining ring (bearing assy. to pulley)-2 23/32" O.D. x 5/64" thick	1
90	L-LN-LNT-LT-LTS900 -- Cum. NTC with Eaton clutch	6	855	97532-S15	(Q-1-C)-Snap Ring (bearing assy. to pulley)-13/16" O.D. x 3/64" thick	1
8696 SUPPORT (RADIATOR GRILLE INNER)						
90	CL-CLT900 -- fixed grille	6&8	All	E0HZ 8696-A		1

1990/
TRUCK SERIES 600/900

YEAR	MODEL/RESTRICTIONS	PART NUMBER	DESCRIPTION	QTY.
9A001	WIRING ASSY. (FUEL TANK SELECTOR VALVE TO SOLENOID SWITCH)			
90	F600/800	E0HZ 9A001-A	#E0HT 9A001-AB-use with 30 or 50 gallon rectangular center step dual fuel tanks-from 9A050 fuel tank selector switch to 14401 wiring assy.	1

IDENTIFICATION CHART

(Arranged according to Identification Number)

IDENTIFICATION	PART NUMBER	IDENTIFICATION	PART NUMBER
9002 TANK ASSY. (FUEL)			
E2HT 9002-UA	E0HZ 9002-AJ	E6HT 9002-ALA	E5HZ 9002-RD
E2HT 9002-VA	E0HZ 9002-AK	E8HT 9002-ANA	E0HZ 9002-AR
E2HT 9002-ABA	E0HZ 9002-AG	E8HT 9002-ATA	E8HZ 9002-AT
E2HT 9002-ACA	E0HZ 9002-AH	E8HT 9002-ARA	E0HZ 9002-AN
E2HT 9002-AFA	E0HZ 9002-AL	E8HT 9002-ASA	E8HZ 9002-AS
E2HT 9002-AGA	E0HZ 9002-AM	E8HT 9002-AVA	E8HZ 9002-AV
E2HT 9002-CTA	E3HZ 9002-D	E8HT 9002-AUA	E8HZ 9002-AU
E3HT 9002-EA	E3HZ 9002-E	E8HT 9002-AZA	E8HZ 9002-AZ
E3HT 9002-FA	E3HZ 9002-F	E8HT 9002-AYA	E8HZ 9002-AY
E3HT 9002-GA	E3HZ 9002-G	E8HT 9002-BAA	E8HZ 9002-AC
E4HT 9002-AA	E4HZ 9002-A	E8HT 9002-BBA	E8HZ 9002-AD
E4HT 9002-BA	E4HZ 9002-B	E8HT 9002-BCA	E8HZ 9002-AE
E4HT 9002-CA	E4HZ 9002-C	E8HT 9002-BDA	E8HZ 9002-AF
E4HT 9002-DA	E4HZ 9002-D	E8HT 9002-BEA	E8HZ 9002-AG
E4HT 9002-EA	E4HZ 9002-E	E8HT 9002-BFA	E8HZ 9002-AH
E4HT 9002-FA	E4HZ 9002-F	E8HT 9002-BGA	E8HZ 9002-AJ
E5HT 9002-UD	E5HZ 9002-UD	E8HT 9002-BHA	E8HZ 9002-AK
E5HT 9002-VD	E5HZ 9002-VD	E8HT 9002-BJA	E8HZ 9002-AL
E5HT 9002-ZD	E5HZ 9002-ZD	E8HT 9002-BKA	E8HZ 9002-AM
E5HT 9002-AAD	E5HZ 9002-AAD	87HU 9002-AA	E7HZ 9002-AA
E6HT 9002-AB	E6HZ 9002-A	87HU 9002-BA	E7HZ 9002-BA
E6HT 9002-AT1A	E0HZ 9002-AT	E9HT 9002-AA	E9HZ 9002-A
E6HT 9002-AU1A	E0HZ 9002-AS	E9HT 9002-BA	E9HZ 9002-B
E6HT 9002-AV1A	E0HZ 9002-AF	E9HT 9002-CA	E9HZ 9002-C
E6HT 9002-AY1A	E0HZ 9002-AE	F0HT 9002-AA	F0HZ 9002-A
E6HT 9002-BB	E6HZ 9002-B	F0HT 9002-BA	F0HZ 9002-B
E6HT 9002-CA	E6HZ 9002-C	F0HT 9002-CA	F0HZ 9002-C
E6HT 9002-DA	E6HZ 9002-D	F0HT 9002-DA	F0HZ 9002-D
E6HT 9002-ACB	E6HZ 9002-AC	F0HT 9002-EB	F0HZ 9002-E
E6HT 9002-ADB	E6HZ 9002-AD	F0HT 9002-FB	F0HZ 9002-F
E6HT 9002-AGA	E6HZ 9002-AGA	F0HT 9002-GB	F0HZ 9002-G
E6HT 9002-AHA	E6HZ 9002-AH	F0HT 9002-HB	F0HZ 9002-H
E6HT 9002-AJA	E5HZ 9002-LD	F0HT 9002-KA	F0HZ 9002-K
E6HT 9002-AKA	E5HZ 9002-MD	F0HT 9002-AFA	F0HZ 9002-AF
E6HT 9002-AMA	E5HZ 9002-ND		

YEAR	MODEL/RESTRICTIONS	PART NUMBER	DESCRIPTION	QTY.
9002	TANK ASSY. (FUEL)			
CYLINDRICAL, RECTANGULAR and STEP TANKS ARE GROUPED SEPARATELY ON THE PAGES THAT FOLLOW				

RECTANGULAR (EXCEPT STEP)

Note 1 Drill 11/16" dia. hole in flange next to flat side of "D" plate for draw tube as necessary

90	CF700/800 -- FTO diesel	E7HT 9002-AA	75 gal.	1
90	C800, CF700/800 -- FTO diesel	E7HZ 9002-AA	75 gal.	1
90	CF600/800 -- FTO diesel	E7HZ 9002-BA	35 gal.	1
90	B600/700 -- gas-- w/intank electric pump-- w/Calif. emission	E5HZ 9002-AAD	60 gal.--steel--12 3/4" high x 17 7/16" wide x 68" long	1
90	B600/700 -- diesel--w/in tank electric fuel pump-- without Calif. emission	E6HZ 9002-D	30 gal.--steel--12 3/4" high x 17--7/16" wide x 34--1/2" long	1

1990/
TRUCK SERIES 600/900

YEAR	MODEL/RESTRICTIONS	PART NUMBER	DESCRIPTION	QTY.
9002	TANK ASSY. (FUEL) — Cont'd			

RECTANGULAR (EXCEPT STEP)

Note 1 Drill 11/16" dia. hole in flange next to flat side of "D" plate for draw tube as necessary

90	B600/700 - - w/electric intank fuel pump- w/Calif. emission-	E5HZ 9002-ZD	30 gal.-steel-12 3/4" high x 17 7/16" wide x 34 1/2" long	1
90	B - - All-gas	F0HZ 9002-A	R.H.-30 gal. capacity-steel 12 3/4" H x 17 1/2" W x 34 1/2 L	
90	B600/700 - - gas-w/o Calif. emiss.	E5HZ 9002-AD	60 gal.-steel-12-3/4" high x 17-7/16" x 68" long	1
90	B600/700	E6HZ 9002-C	60 gal.-steel-12-3/4" high x 17-7/16" wide	1
90	F - - All gas	F0HZ 9002-D	R.H.-60 gal.-steel 60" L x 12 3/4" x 17 1/2"	

CYLINDRICAL (EXCEPT STEP)

Notes: † Does not include "in tank" electric fuel pump, ‡ Does not include top mounted "in tank" electric fuel pump

90	CL-CLT900	E0HZ 9002-AG	L.H.-75 gallon capacity- aluminum-26 1/4" dia. x 36 1/4" long-with 4 1/4" dia. filler pipe	1
90	CL-CLT900	E0HZ 9002-AH	R.H.-75 gallon capacity- aluminum-26 1/4" dia. x 36 1/4" long-with 4 1/4" dia. filler pipe	1
90	CL-CLT900	E0HZ 9002-AE	L.H.-75 gallon capacity- steel-primed-26 1/4" dia. x 36 1/4" long-with 4 1/4" dia. filler pipe	1
90	CL-CLT900	E0HZ 9002-AF	R.H.-75 gallon capacity- steel-primed-26 1/4" dia. 36 1/4" long- with 4 1/4" dia. filler pipe 95 gallon capacity-steel-primed- 26" dia. x 46 1/4" long-with 4 1/4" dia. filler pipe	1
90	CL-CLT900	E0HZ 9002-AS	L.H.-95 gallon capacity- steel-primed-26 1/4" dia. x 46 1/2" long- with 4 1/4" dia. filler pipe	1
90	CL-CLT900	E0HZ 9002-AT	R.H.-95 gallon capacity- -steel-primed-26" dia. x 46 1/4" long- with 4 1/4" dia. filler pipe	1
90	CL-CLT900	E0HZ 9002-AL	L.H.-95 gallon capacity- aluminum-26 1/4" dia. x 46 1/2" long- with 4 1/4" dia. filler pipe	1
90	CL-CLT900	E0HZ 9002-AM	R.H.-95 gallon capacity- aluminum-26 1/4" dia. x 46 1/2" long- with 4 1/4" dia. filler pipe	1
90	CL-CLT900	E0HZ 9002-AN	L.H.-95 gal.-polished alum.-26" dia x 46 1/2" long-w/4-1/4" dia filler pipe	1
90	CL-CLT900	E0HZ 9002-AR	R.H.-95 gal.-polished alum-26" dia x 46-1/2" long-w/4-1/4" dia filler pipe	1
90	CL-CLT900	E0HZ 9002-AJ	L.H.-120 gallon capacity- aluminum-26 1/4" dia. x 57" long- with 4 1/4" dia. filler pipe	1
90	CL-CLT900	E0HZ 9002-AK	R.H.-120 gallon capacity- aluminum-26 1/4" dia. x 57" long-with 4 1/4" dia. filler pipe	1
90	LTL900	E9HZ 9002-A	65 gallon capacity- aluminum-non polished-20" dia. x 50 1/2" long-with 4" dia. filler pipe	1or2
90	LTL900	E9HZ 9002-B	95 gallon capacity- aluminum-non polished-24" dia. x 52" long-with 4" dia. filler pipe	2

1990/
TRUCK SERIES 600/900

YEAR	MODEL/RESTRICTIONS	PART NUMBER	DESCRIPTION	QTY.
9002	TANK ASSY. (FUEL) — Cont'd			
CYLINDRICAL (EXCEPT STEP)				
Notes: † Does not include "in tank" electric fuel pump, ‡ Does not include top mounted "in tank" electric fuel pump				
90	LTL900	E9HZ 9002-C	95 gallon capacity- aluminum-polished-24" dia. x 52" long-with 4" dia. filler pipe	2
90	LTL900	E6HZ 9002-AH	R.H.-120 gal.-aluminum-24" dia. x 66 1/4" long-4" dia. filler pipe	1
90	LTL900	E6HZ 9002-AGA	L.H.-120 gal.-aluminum-24" dia.-66 1/4" long-4" filler pipe	1
D TYPE ROUND (EXCEPT STEP)				
Note 1 Drill 11/16" dia. hole in flange next to flat side of "D" plate for draw tube as necessary				
90	C-CT800 -- diesel	E6HZ 9002-AC	50 gal.-steel-20-1/4 high x 25-1/2" wide x 27" long-4" filler	1
90	F-FT600/800 -- diesel			1
90	C-CT800 -- diesel	E6HZ 9002-AD	75 gal.-steel-20-1/4" high x 25-1/2" wide x 40" long-4" filler	1
90	F-FT600/800 -- diesel			
RECTANGULAR (CENTER STEP)				
Note 1 Drill 11/16" dia. hole in flange next to flat side of "D" plate for draw tube as necessary				
90	L-LN-LNT-LT-LTS600/800 -- diesel	E6HZ 9002-A	50 gal.-steel-14-1/4" high x 25-1/4" wide x 38-1/2" long-2" dia. filler	1
90	F-FT600/800 -- diesel	E6HZ 9002-B	35 gal.-steel-14-1/4" high x 25-1/4" wide x 28-1/2" long-2" dia. filler	1
90	F-FT600/800 -- gas-w/ Calif. emission	E5HZ 9002-UD	35 gal.-steel-14 1/4" high x 25 1/4" wide x 28" long	1
90	F -- All-gas	F0HZ 9002-C	L.H.-35 gal.-steel 28 1/8" L x 14 1/4" H x 25 1/4" W	1
90	F-FT600/800 -- gas	E5HZ 9002-MD	R.H. or L.H.-50 gal.-steel-14 1/2" high x 25 1/4" wide x 38 1/2" long	1or2
90	F -- All-gas	F0HZ 9002-B	R.H. or L.H.-50 gal. steel 14 1/4" H x 25 1/4" W x 38 1/2" L	1or2
90	F600/700 -- All-diesel	F0HZ 9002-E	R.H.-50 gal. steel (low profile) 52" L x 11" H x 25 1/4" W	1
90	F600/700 -- All-diesel	F0HZ 9002-F	L.H.-50 gal. steel (low profile) 52" L x 11" H x 25 1/4" W	1
90	F600/700 -- All-gas	F0HZ 9002-G	R.H.-50 gal. steel (low profile) 52" L x 11" H x 25 1/4" W	1
90	F600/800 -- All-gas	F0HZ 9002-H	R.H. or L.H.-50 gal. (low profile) 52" L x 11" H x 25 1/4" W	1or2
90	F-FT600/800 -- gas-w/ Calif. emission	E5HZ 9002-VD	50 gal.-steel-14 1/4" high x 25 1/4" wide x 38 1/2" long	1
RECTANGULAR (END STEP)				
90	L-LN-LNT-LL-LS-LT-LTS	F0HZ 9002-K	R.H./L.H.-95 gal. steel	1or2
INTEGRAL - RECTANGULAR STEP				
90	L-LN-LNT-LT-LTL-LS-LTS 800/900 -- diesel	E8HZ 9002-AD	R.H.-70 gal. steel tank	1
		E8HZ 9002-AC	L.H.-70 gal. steel tank	1
90	L-LN-LNT-LT-LTS-LS-LTS 800/900 -- diesel	E8HZ 9002-AF	R.H.-95 gal. steel tank	1
		E8HZ 9002-AE	L.H.-95 gal. steel tank	1
90	L-LN-LNT-LT-LTS-LS-LTS 800/900 -- diesel	E8HZ 9002-AK	R.H.-95 gal.-alum. tank	1
		E8HZ 9002-AJ	L.H.-95 gal.-alum. tank	1
90	LL-LTL -- diesel	F0HZ 9002-AF	R.H./L.H.-95 gal.-alum. polish	1or2
90	LA-LTA900 -- diesel	E8HZ 9002-AT	R.H.-95 gal. steel tank	1
		E8HZ 9002-AS	L.H.-95 gal. steel tank	1
	LA-LTA900 -- diesel	E8HZ 9002-AV	R.H.-95 gal.-alum. tank	1
		E8HZ 9002-AU	L.H.-95 gal.-alum. tank	1
90	L-LN-LNT-LT-LTS-LS-LTS 800/900 -- diesel	E8HZ 9002-AM	R.H.-125 gal.-alum. tank	1
		E8HZ 9002-AL	L.H.-125 gal.-alum. tank	1
90	L-LN-LNT-LT-LTL-LTS-LS 800/900 -- diesel	E8HZ 9002-AH	R.H.-95 gal. steel tank	1
		E8HZ 9002-AG	L.H.-95 gal. steel tank	1

1990/
TRUCK SERIES 600/900

YEAR	MODEL/RESTRICTIONS	PART NUMBER	DESCRIPTION	QTY.
9002 TANK ASSY. (FUEL) — Cont'd				
INTEGRAL — RECTANGULAR STEP — Cont'd				
90	F-FT600/800 -- gas	23468-S2	(B-5)-bolt (fuel tank to cab back panel)-carriage-	5
90	F-FT600/700 -- diesel		5/16"-18 x 1 1/2"-use with 18 or 19.5 gallon in cab tank	5
		381976-S	(MM-178-M)-washer-flat nylon-1/2"	AR
		353766-S	(MM-269)-nut-spring-5/16"-18	AR
		33770-S4	(M-89-K)-nut-hex. lock-(UBS)-5/16"-18	AR
		57039-S2	(B-340-B)-screw and washer assy. (fuel tank to bracket)-hex. head-5/16"-18 x 3/4"-use with 19.5 gallon in cab tank	4
90	L800/900, LN600/900, LNT-LT- LTS800/900	371919-S	(PP-31-A)-plug (fuel tank drain)-1/2"-14 pipe thread-use with 18 or 25 gallon plastic tank	1
9N005 SCREW AND SEALER (FUEL TANK COVER)				
90	B600/700, C-CT800 F-FT600/800,L800,900,LN600/900, LNT-LT-LTS800/900 LTL900	E5HZ 9N005-A	Includes "O" Ring	1
9C006 BOLT (FUEL TANK GUARD BRACKET)				
90	B600/700	E6HZ 9C006-A		1
9A011 FILTER (GAUGE FUEL TANK UNIT)				
90	All trucks	D1AZ 9A011-A	Plastic-use with 3/8" outlet tube-also serviced in 9275 assy.	1
90	All trucks	D1FZ 9A011-A	Plastic-use with 5/16" outlet tube-also serviced in 9275 assy.	1
9B011 INSULATOR (FUEL TANK LEVEL HOSE SUPPORT BRACKET)				
90	CF600/700 -- 6 cyl. 401- diesel	E6HZ 9B011-A		2
9B013 BRACKET (FUEL TANK LEVELING HOSE SUPPORT)-unless listed below improvise from 1/8" thick angle iron				
90	CF600/700 -- 6 cy. 401- diesel	E6HZ 9B013-A		1
9B014 SLEEVE (FUEL TANK STRAP ADJUSTABLE)				
90	All	E5HZ 9B014-A	1/2"-13-1-3/4" long-9/16" & 1-1/8" hex diameters	AR
90	CF700/800 -- 6 cyl. 476 (7.8L) diesel	E8HZ 9B014-A	#88HU-AA	AR
9B015 CLAMP ASSY. (PRIMER RESERVOIR MOUNTING)				
90	CF600/700 -- 6 cyl. 401-diesel	E6HZ 9B015-A		1
90	L-LN-LNT-LT-LTS800/900 diesel and ether cold start aid- with frt. disc brakes	D6HZ 9B015-A	#D5HA 9B015-AA	1 1or2
90	CL-CLT900			1
90	B-F700 -- diesel			1
9C018-19 BRACKET FUEL TANK PANEL				
90	LA-LTA900 -- (Aeromax)	E8HZ 9C018-A	#E8HT-AA-R.H.	1
90	LS-LTS	E8HZ 9C019-A	#E8HT-AA-L.H.	1
9C020-23 BRACKET-FUEL TANK PANEL				
90	LA-LTA900 -- (Aeromax)	E8HZ 9C020-A	#E8HT-AA-R.H. use w/100 gal. tank	1
90	LS-LTS	E8HZ 9C020-B	#E8HT-BA-R.H.-use w/130 gal. tank	1
90	L900 -- Aeromax pkg.	E8HZ 9C021-A	#E8HT-AA-L.H. use w/100 gal. tank	1
		E8HZ 9C021-B	#E8HT-BB-use w/130 gal. tank	7
		E8HZ 9C022-B	#E8HT-BA-L.H. use w/130 gal. tank	1
		E8HZ 9C022-A	#E8HT-AA-lwr. use w/100 gal. tank	1
		E8HZ 9C022-B	#E8HT-BA-lwr. R.H.-use w/95 gal. tank	1
		E8HZ 9C023-B	E8HT-BA-lwr. L.H.-use w/125 gal. tank	1
		E8HZ 9C023-C	#E8HT-CA-use w/95 gal. tank	1
9N026 BLEEDER SCREW & SEAL				
90	CF600/700 -- 6 cyl. 401- diesel	E7HZ 9N026-A	#E5HN 9N086-AB Threads into 9155 fuel filter head (includes 9N085 washer)	1

1990/
TRUCK SERIES 600/900

SECTION 90 5

YEAR	MODEL/RESTRICTIONS	PART NUMBER	DESCRIPTION	QTY.
9030 CAP ASSY. (FUEL TANK FILLER)				
NON-LOCKING				
90	B-C-F-FT600/800 -- gas-w/ev/em "From 2/85"	E5HZ 9030-A	*FC-895-brass-"EVAP-EMISS-NON-VENTED"-has external tether cable	1
90	B-C-F-FT600/800 -- gas w/ev/em	E5HZ 9030-B	*FC900-brass-"Evap.-emission non-vented-has internal tether chain	1
90	CF600/800 -- 6 cyl. 401, 476 -diesel	E6HZ 9030-A		1or2
90	CF700/800 -- 6 cyl. 401 (6.6L) & 476 (7.8L) diesel	E7HZ 9030-A	#87HU-AA	1
90	B600/700 -- 30 & 86 gal. rect (exc. step) tank	E6HZ 9030-C	*FC-899-diesel only-brass-2 1/2-8" thread-non vented	1
90	F-FT600/800 -- 35 & 50 gal. rect. cen. step tank			
90	LN600/800 -- 50 gal. rect. center step tank			
90	F-FT600/800 -- gas-with Calif. emission	E0HZ 9030-C	*FC-827-2 7/8" dia.-use with 18 or 30 gallon rectangular or 30, 50 gallon rectangular step tanks	1or2
LOCKING				
90	C-CT-F-FT600/900	D3HZ 9030-D	*FC-838-female threads-	1
90	L-LN-LNT-LT-LTS600/900		includes (2) keys-use w/50 or 75 gal. round tank or 50 gal. rectangular tank	1
9A032 SHIELD (FUEL TANK HEAT) - Also refer to group 9240				
90	B600/700 -- FTO diesel-6 cyl. 401, 474	E7HZ 9A032-A	#E7HT 9A032-BA	1
90	F-FT600/900 -- FTO diesel-6 cyl. 401, 474	E7HZ 9A032-B	#E7HT 9A032-CA	1
90	B600/700 -- 6 cyl. 476 FTO diesel	E7HZ 9A032-A	#E7HT 9A032-AA,BA,BB	1
90	F-FT600/800 -- gas & diesel	E3HZ 9A032-A	#E3HT 9A032-AA-use w/18 gal rectangular, 30 gal. step and 50 gal. rectangular step tanks	1
90	F-FT600/900 -- 6 cyl. 476 FTO diesel	E7HZ 9A032-B	#E7HT 9A032-CA	1
9034 PIPE ASSY. (FUEL TANK FILLER)				
90	C800, F-FT800 -- 2/W/D-gas	84T 9034-A	Use with 30 gallon tank	1
9035 GASKET (FUEL TANK FILL CAP)				
90	LTL900	E1HZ 9035-A	1/8" thick x 3 3/4" I.D. rubber-use with 65,95 and 100 gallon aluminum cylindrical tanks-also serviced in E1HZ 9030-A cap assy.	
9A037 SHIELD (FUEL TANK COVER PLATE)				
90	C600/900, CT800/900, F-FT600/800 -- gas	D4TZ 9A037-A	#D4TA 9A037-AA-use with D type round fuel tank and electric fuel pump	1or2
9K037 BRACKET (FUEL TANK GUARD)				
90	B600/700	E0HZ 9K037-A	#E0HT 9K037-AC-use with 60 gallon rectangular fuel tank	1
90	B600/700	E0HZ 9K037-B	#E0HT 9K037-BB-use with 30 gallon rectangular fuel tank	1
9045-6 BRACKET ASSY. (FUEL TANK)				
90	CL-CLT900	D8HZ 9046-B	#D7HT 9046-BB - use with 95 or 120 gallon dual cylindrical fuel tanks	4
90	CL-CLT900 -- 64",76" BBC	E0HZ 9046-J	#D8HT 9046-AA, E0HT 9046-JA,LA-use with 100 or 125 gallon rectangular end step fuel tank and 100 or 125 gallon rectangular fuel tank with integral battery box	2
90	F-FT600/800	E3HZ 9046-A	#E3HT 9A170-A-use w/50 gal. tank & 9M # front axle & dual 50 gal tanks & 12M front axle	1
90	F-FT600/800	F0HZ 9046-A	#F0HT-AA-use w/50 gal. tanks (low profile vehicle height)	1

JULY, 1989

COPYRIGHT © 1989-

FORD MOTOR
COMPANY

-DEARBORN, MICHIGAN

NEW ISSUE

1990/
TRUCK SERIES 600/900

YEAR	MODEL/RESTRICTIONS	PART NUMBER	DESCRIPTION	QTY.
9045-6 BRACKET ASSY. (FUEL TANK) — Cont'd				
90	L-LN-LNT-LT-LTS800/900	E8HZ 9046-C	#E8HT-CB-use w/75 & 100 gal. integral rectangular step tank	AR
90	LA-LTA900		Use w/70 & 90 gal.-w/battery box	AR
90	L-LN-LNT-LT-LTS800/900	E8HZ 9046-D	#E8HT-DA-use w/100 & 130 gal. integral rectangular step tank	AR
90	LA-LTA900	E8HZ 9046-AA	#E8HT-AA-use w/95 & 125 gal. (alum. or steel tank-integral rectangular step bumper-w/battery box	AR
90	L-LN-LNT-LT-LTS800/900			AR
90	LA-LTA900	E8HZ 9046-B	#E8HT-BA-use w/125 gal. (alum.) rectangular tank	AR
90	L-LN-LNT-LT-LTS800/900			AR
90	LN600/700	E0HZ 9046-E	#D4HA 9046-EA-use with D type round step tanks or 50 gallon rectangular center step tanks	2or4
90	L-LN-LNT-LT-LTS800/900	D4HZ 9046-F	Use with 50 or 75 gallon D type round step tank	2or4
90	L-LN-LNT-LT-LTS800/900 -- diesel		Use with 100 gallon D type round step tank	3or6
90	CL-CLT900	E0HZ 9046-K	#D8HT 9046-BA, #E0HT 9046-KA,MA-use with 100 or 125 gallon rectangular end step fuel tank and 100 or 125 gallon rectangular fuel tank with integral battery box	2or4
90	CF600/700 -- 6 cyl. 401 FTO diesel	E6HZ 9046-D	#E6HT 9045-AA	1
90	CF700/800 -- 6 cyl. 476 FTO diesel (7.8L)	E8HZ 9046-A	#88HU 9046-AA	1
90	F600/800	E0HZ 9046-E	#E0HT 9046-EB,EC,ED,EE, E3HT 9046-AA,AB, E4HT 9046-BA-use with 30 gallon step or 50 gallon rectangular step	2or4
90	F700 -- diesel		Use with 18 gallon rectangular fuel tank	2
90	B600/700	E2HZ 9046-A	#E0HT 9046-FB,FC, E2HT 9046-AA-use with 30 or 60 gallon rectangular tanks	2
90	F-FT600/800,L800,LN600/800,	E0HZ 9046-H	#E0HT 9046-HB,HC,E1HT 9046-FA-use with	2
90	LTL900	E1HZ 9046-C	#E1HT 9046-CB, E3HT 9046-DA-use with 65 gallon cylindrical fuel tank	2or4
90	LTL900	E1HZ 9046-D	#E1HT 9046-DA, E3HT 9046-BA-use with 120 gallon cylindrical fuel tank	2
90	LTL900	E1HZ 9046-E	#E1HT 9046-EA, E3HT 9046-CA-use 95 and 120 gallon cylindrical fuel tank	4
90	B-F600 (84, 85)	20387-S8	(B-157)-bolt (fuel tank bracket to frame)-5/16"-24	8
90	C600		1"-use with 30 gallon tank	8
90	B700 (84), F700			8
		33798-S8	(M-62)-nut-5/16"-24	
		34806-S7	(X-64)-lockwasher-5/16"	
		44722-S8	(X-19)-washer-flat-5/16"	
90	C-CT800	20429-S8	(B-172)-bolt (fuel tank bracket to frame side member)-hex. head-3/8"-24 x 1 1/4"	1or2
		33800-S8	(M-63)-nut-hex.-3/8"-24	
		34807-S8	(X-66)-lockwasher-3/8"	
		44727-S8	(X-24)-washer-flat-3/8"	
90	C800 -- diesel	55777-S8	(M-89-A)-nut-hex.-5/8"-18	2
		373781-S	(XX-214-A)-washer-flat-5/8"	
90	F600/700 -- diesel	55777-S8	(M-89-A)-nut (strap to bracket)-hex. lock-5/8"-18	4
		373781-S	(XX-214-A)-washer-flat-5/8"	
		34990-S4	(M-89-G)-nut-hex. lock-9/16"-12	
9A050 SWITCH ASSY. (FUEL TANK SELECTOR) - Also refer to group 11654,15443				
90	C-CT800, L800/900, LN600/900, LNT-LT-LTS800/900	D3TZ 9A050-B	#D3TB 9A050-BA-use w/dual fuel tanks	1
9054 STRAP ASSY. (FUEL TANK)				
90	CL-CLT900	D8HZ 9054-F	#D7HA 9054-FA, E0HT 9054-VA-57" long x 2" wide plus (1) 1/2"-13 x 3 1/2" long tee bolt each end-use with 100 or 125 gallon rectangular fuel tanks with integral battery carrier	2

1990/
TRUCK SERIES 600/900

YEAR	MODEL/RESTRICTIONS	PART NUMBER	DESCRIPTION	QTY.
9054	STRAP ASSY. (FUEL TANK) — Cont'd			
90	CL-CLT900	D8HZ 9054-H	#D7HA 9054-HA,E0HT 9054-UA-54 5/8" long x 2" wide plus (1) 1/2"-13 x 2 5/8" long tee bolt one end-and (1) 1/2" 13 x 6" long tee bolt other end -use (2) with single 75 gallon cylindrical fuel tank, (4) with dual 75 gallon cylindrical fuel tanks and (8) with dual 95 or 120 gallon cylindrical fuel tanks	AR
90	CL-CLT900	D8HZ 9054-J	#D7HT 9054-JA,SA-43 13/16" long x 2" wide plus (1) 1/2"-13 x 3 1/2" long tee bolt one end and (1) 1/2"-13 x 6" long tee bolt other end - use with 100 or 125 gallon rectangular fuel tanks with integral battery carrier	2
90	CF600/700 -- 6 cyl. 401-diesel	E6HZ 9054-A		2
90	CF700/800 -- 6 cyl.-476 (7.8L)	E8HZ 9054-C	#88HU-AA-use on L.H. 75 gal. rect. tank -use on R.H. 35 gal. rect. tank	2 1
		E8HZ 9054-D	#88HU-BA-use on R.H. 35 gal. rect. tank	1
90	LN-LNT800/900 -- diesel LA-LTA900	D3HZ 9054-A	#D3HA 9054-AA,D9HT 9054-KA, E1HT 9054-EA front and center straps-47 1/2" long x 2" wide plus (1) 1/2"-13 x 3 1/2" long tee bolt each end-use with 100 gallon deep and 130 gallon integral rectangular step fuel tanks	4
90	LN-LNT800/900 -- diesel LA-LTA900	E8HZ 9054-G	#E8HT-AA-frt. & ctr. straps-use w/95-100 & 130 gal. integral rect. step tank	AR AR
90	L-LN-LNT-LT800/900 -- diesel	E8HZ 9054-F	#E8HT-DA-use w/75 gal. integral rectangular step tank	AR
90	L-LN-LNT-LT800/900 -- diesel		Frnt. & ctr. straps-use w/100 gal. shallow integral rect. step tank	AR
90	LA-LTA900		Use w/90 & 95 gal. rect. tank-w/battery box	AR
90	L-LN-LNT-LT600/900 -- diesel	E8HZ 9054-E	#E8HT-CA-use w/75 & 100 gal.-shallow integral rectangular step tank	AR
90	LA-LTA900		Rear straps-use w/70/95 gal. tank w/battery box-rect. step tank	AR
90	B600/700	E0HZ 9054-E	#E0HT 9054-EC,ED-26" long plus (1) 1/2"-13 x 2 7/16" long tee bolt one end and (1) 1/2"-13 x 3 1/2" long tee bolt other end -use with 30 or 60 gallon rectangular tanks	2
90	F-FT600/800	E0HZ 9054-H	#E0HT 9054-HB,ED-E0HT 9054-HB-22" long x 1 1/2" wide plus (1) 3/8"-16 x 2 3/4" long tee bolt-use with 18 gallon rectangular tank	2
90	F-FT600/800	E0HZ 9054-T	#E0HT 9054-TA,TB-35 5/8" long x 2" wide plus (1) 1/2"-13 x 2 5/8" tee bolt each end -use with 30 gallon step or 50 gallon rectangular step tank	2
90	F-FT600/800	F0HZ 9054-A	#FOHT-AA-use w/50 gal. tanks- 30 or 50 gal. (low profile)	AR
90	LTL900	E1HZ 9054-A	#E1HT 9054-AC-2" wide with 1/2"-13 tee bolts either end-use (4) with dual mtd. 95 gallon cylindrical fuel tanks and use (6) with dual mtd. 120 gallon cylindrical fuel tanks	4or6
90	LTL900	E1HZ 9054-B	#E1HT 9054-BC-2" wide with 1/2"-13 tee bolts either end-use (2) with L.H. mtd. 65 gallon cylindrical fuel tank and use (4) with dual mtd. 65 gallon cylindrical fuel tanks	2or4
90	F600/700 -- diesel	33770-S4	(M-89-K)-nut (strap to bracket)-hex. lock (UBS)-5/16"-18-use with 18 or 30 gal. rectangular tank	4

1990/
TRUCK SERIES 600/900

YEAR	MODEL/RESTRICTIONS	PART NUMBER	DESCRIPTION	QTY.
9058 REINFORCEMENT (FUEL TANK STRAP)				
90	CF600/700 -- 6 cyl. 401- diesel	E6HZ 9058-A		2
9N059 SEAL (FUEL TANK TO SUPPORT)				
90	L-LN-LNT-LT-LTS 800/900 -- diesel	D3HZ 9N059-A	#D3HA 9N059-AA,AB-use with 75, 100 and 130 gallon integral rectangular step tanks	4
9N060 LOCKING DEVICE (FUEL TANK BOLT INSTALLATION)				
90	F-FT600 -- W/L.H. sided mounted fuel tank	E4HZ 9N060-A	Includes (2) 58677-S2 bolts-use on rear brackets	2
90	B-F-FT600/900 FTO diesel-w/air brakes	E7HZ 9N060-A	#E7HT-AA-includes (2) 58676-S2 bolts & (2) 44879-S2-flat washers	1
90	LA-LTA-LS-LTS -- w/ Aeromax pkg.	E9HZ 9N060-A	#E9HT-AA-includes (2) 58634-S2 bolts	2
9B065 BASE (PRIMARY FUEL FILTER MOUNTING)				
90	B600/700, F-FT600/800 -- 8 cyl. 501 Detroit 990 diesel	E0HZ 9B065-A	#E0HT 9B065-AA, 6438957	1
90	LTS900 -- 6 cyl. 893 Cat. diesel	E4HZ 9B065-A	#E2HT 9B065-AA, 25011578-use w/E0HZ 9155-C	1
90	L-LN-LNT-LTL900 -- 6 cyl. 893 NSFS Cat. diesel			1
9067 INSULATOR (FUEL TANK STRAP)-Improvise from insulators listed below				
90	All	E2HZ 9067-A	2 1/2" wide-1/8" thick-25' continuous length-(neoprene w/paper backing)	AR
90	F-B-All	F0HZ 9067-A	#E0HT-AA-use w/50 gal. rect. step tank (low profile)	AR
90	CF600/700 -- 6 cyl. 401- diesel	E6HZ 9067-A		2or4
90	CF700/800 -- 6 cyl. 476 (7.8L)	E8HZ 9067-E	#88HU-AA-units w/35 gal. rect. tank-R.H. side	1
		E8HZ 9067-F	#88HU-BA-units w/35 gal. rect. tank-R.H. side	1
		E8HZ 9067-G	#88HU-CA-units w/35 gal. rect. tank	1
		E8HZ 9067-H	#88HU-DA-units w/35 gal. rect. tank (2) reqd. L.H.-(1) reqd. R.H.	AR
		E8HZ 9067-J	#88HU-EA-units w/35 gal. rect. tank	AR
9071 SPACER (FUEL TANK MOUNTING)				
90	LTL900	E1HZ 9071-A	Center & front #E1HT 9071-AC-E2HT 9071-BA-use with dual 95 or 120 gallon cylindrical aluminum fuel tanks	4
90	L-LN-LS-LTS	F0HZ 9071-A	#F0HT-AA-fuel tank-R.H. 120 gal. cyl. alum.	2
90	LTL900	E1HZ 9071-B	Rear-#E1HT 9071-BC-E2HT 9071-AA-use with dual 120 gallon cylindrical aluminum fuel tanks	2
90	LTL900	E1HZ 9071-C	#E1HT 9071-CB-E2HT 9071-CAuse (2) with L.H. mtd. 65 gallon cylindrical aluminum fuel tank and (4) with dual mtd. 65 gallon cylindrical fuel tanks	2or4
9A072 SHIELD (STONE)				
90	B-F600/800 -- 6 cyl. 401.476 FTO diesel	E7HZ 9A072-C	#E7HT 9A072-AB	1
90	L-LN-LNT-LT-LTS800 -- FTO diesel-6 cyl. 474	E7HZ 9A072-A	#E7HT 9A072-DA	1
90	L-LT-LTS800 -- FTO diesel-6 cyl. 474-105" BBC	E7HZ 9A072-B	#E7HT 9A072-EA	1
9074 PLATE (FUEL TANK COVER)				
90	B-F-FT600/800 -- diesel	E3HZ 9074-B	#E3HT 9074-BA-"D" shaped-7" dia.	1
90	C-CT-F-FT600/800 -- gas	E5HZ 9074-A	#E5HT 9074-AA-"round"-9 9/32" dia.	1
90	CF600/700	E6HZ 9074-A	#E5HT 9074-BA-"round"-2 11/16" dia.-used to cover fuel sender opening when dual tanks used	1
90	LN600/700 -- diesel	D0HZ 9074-A	#D0HA 9074-C-"D" shaped-7" dia.	1
90	C-CT-F-FT600/900	C2TZ 9074-A	#C2TA 9A079-A-"D" shaped-7 5/32" dia.	1
90	B600/800 -- gas	E5HZ 9074-B	#E5HZ 9002-B-"round"	1
9077 PLUG (FUEL TANK DRAIN BALL CHECK)				
90	C-CT800,F-FT600/800,LN800/900, LN600/900,LNT-LT-LTS800/900	D4HZ 9077-A	1/2"-14 pipe thread-use 50,75 and 100 gallon D type round tanks	1or2

1990/
TRUCK SERIES 600/900

YEAR	MODEL/RESTRICTIONS	PART NUMBER	DESCRIPTION	QTY.
9B079	BRACKET (FUEL TANK LEVELING HOSE SUPPORT)-Improvise from 1/8" thick angle iron			
9A080	SUPPORT ASSY. (FUEL TANK FUEL LEVELING HOSE)			
90	CF600/800 -- 6 cyl. 401,476-diesel	E6HZ 9A080-A		2
90	CF600/700 -- 6 cyl. 401-diesel	E6HZ 9A080-B		1
90	L800/900, LN600/900, LNT-LT-LTS800/900 -- diesel	D1HZ 9A080-A	#D1HA 9A080-AA-68 1/2" long-use with 50 or 75 gallon dual rectangular step tanks	1
90	LN600/700 -- diesel	* D4HA 9A080-AA	#D4HA 9A080-AA-58" long cut to length from D1HZ 9A080-A and drill as required-use with 50 gallon D type round step tanks	1
9A081	BRACKET ASSY. (FUEL TANK LEVELING HOSE SUPPORT)-Unless listed below-improvise			
90	CF600/700 -- 6 cyl. 401-diesel	E6HZ 9A081-A		1
90	CF700/800 -- 6 cyl. 476 FTO diesel w/dual tanks	E7HZ 9A081-A	#87HU 9A081-AA	1
90	F600/700, L-LN-LNT-LT LTS800/900 -- diesel	D0HZ 9A081-B	R.H.-#D0HA 9B009-A-use with 50 or 75 or 100 gallon dual D type round step tanks	1
90	F600/700, L-LN-LNT-LT-LTS800/900 -- diesel	D0HZ 9A081-A	L.H.-#D0HA 9B010-A-use with 50 or 75 or 100 gallon dual D type round step tanks	1
9A082	VENT ASSY. (FUEL TANK)			
90	CL-CLT900	D9HZ 9A082-A	1/2"-14 male pipe thread with 1/4" O.D. tubing vent tube 13/16" long-use with integral and rectangular fuel tanks	1
90	CL-CLT900		Use with cylindrical fuel tanks	1
90	LTL900		Use with 65, 95 or 120 gallon cylindrical fuel tank	1
90	L-LN-LNT-LT800/900 -- diesel	D3HZ 9A082-A	Use with 75, 100, 130 gallon integral rectangular tanks and 50, 75 or 100 gallon D type round step tanks	2
90	LN600/750 -- diesel		Use with 50 gallon rectangular center step tanks	1 or 2
9A083	HOSE ASSY. (FUEL TANK LEVEL-DUAL TANK)			
90	CF700/800 -- all diesel	E7HZ 9A083-B	E6HT-AA	1
9B086	MEMBER (FUEL TANK COMPRESSION)			
90	CL-CLT900	E1HZ 9B086-C	#D7HT-BB, E0HT 9B086-AA-1, E1HT 9B086-CA 1 1/2" x 1 1/2" wide x 51 1/4" long-steel channel-use with 100, 125, 130 gallon rectangular fuel tanks with integral battery carrier	2
90	L-LN-LNT-LT-LTS800/900 -- except 30.0 section modulus frame	<i>CLT E4HZ-9B086-A</i>	Use with 75 gallon integral rectangular fuel tanks	1
90	L-LN-LNT-LT-LTS800/900 -- except 30.0 section modulus frame	<i>W/ Round Tanks 100 gal -</i>		
90	F-FT600/800 -- FTO diesel-6 cyl. 401, 474	E7HZ 9B086-A	#E7HT-AA-53-9/16" long X 2" square-use w/35 & 50 gal. rectangular step tank	1
90	LNT-LT-LTS800/900 -- with 30.0 section modulus frame	E0HZ 9B086-B	#D4HS-AA-1 1/2" high x 1 1/2" wide x 52" long-steel channel- use with 75 gallon integral rectangular fuel tank	1
90	LNT-LT-LTS800/900 -- with 30.0 section modulus frame		Use with 100 or 130 gallon integral rectangular fuel tank	2
90	LTL900	E1HZ 9B086-A	#E1HT-AA-1 1/2" high x 1 1/2" wide x 40" long-aluminum channel-use with dual mtd. 95 gallon cylindrical fuel tanks	2
90	LTL900		Use with dual mtd. 120 gallon cylindrical fuel tanks	3
90	LTL900	E1HZ 9B086-B	#E1HT-BA-1 1/2" high x 1 1/2" wide x 44 1/4" long-aluminum channel-use with dual mtd. 65 gallon cylindrical fuel tanks	2

1990/
TRUCK SERIES 600/900

YEAR	MODEL/RESTRICTIONS	PART NUMBER	DESCRIPTION	QTY.
9B086 MEMBER (FUEL TANK COMPRESSION) — Cont'd				
90	CL-CLT900	380784-S2	(NN-11-AE)-pin (fuel tank compression to compression members bracket and fuel tank bracket)-5/8" dia. x 3 3/4" long-clevis-use with cylindrical fuel tanks	2or4
90	CL-CLT900	379662-S43	(NN-11-AC)-pin (fuel tank compression to fuel tank bracket)-5/8" dia. x 3 5/32" long use with cylindrical fuel tanks	2
9N088-89 PANEL-FUEL TANK SIDE				
90	LA-LTA900 -- (Aeromax)	E8HZ 9N088-A	#E8HT-AA-R.H.-use w/95 gal. alum. tank	1
90	LS-LTS900	E8HZ 9N089-A	#E8HT-AA-L.H.-use w/95 gal. alum. tank	1
90	LA-LTA900 -- (Aeromax)	E8HZ 9N088-B	#E8HT-BA-R.H.-use w/125 gal. alum. tank	1
90	LS-LTS900	E8HZ 9N089-B	#E8HT-BA-L.H.-use w/125 gal. alum. tank	1
9A090 FUEL TANK COVER PLT.-ATTACHING PARTS				
90	B-F600/700 -- (Kit)	E0HZ 9A090-A	W/30 or 60 gal. fuel tank	1
9B093 STEP (FUEL TANK)-Refer to groups 9B141 & 16A470				
9A095 LABEL (FUEL)				
90	CF600/700 -- 6 cyl. 401-diesel	E6HZ 9A095-A	English wording	1
90	CF600/700 -- 6 cyl. 476 FTO diesel	E6HZ 9A095-C	French wording	1
90	F-B-CL -- w/engine shutdown warning system	E8HZ 9A095-A	#E8HT-9E277-AA-English wording	1
90	F-B-CL -- w/engine shutdown warning system	E8HZ 9A095-B	#E8HT-9E277-BA-French wording	1
90	F-B600/900 -- w/gas	E8HZ 9A095-C	English wording	1
90	F-B600/900 -- w/gas	E8HZ 9A095-D	French wording	1
90	F-B600/900 -- w/gas	F0HZ 9A095-B	French wording	1
9099 GUARD (FUEL TANK)				
90	B600/700	E0HZ 9099-A	#E0HT 9099-AC-use with 60 gallon rectangular tank	1
90	B600/700	E0HZ 9099-B	#E0HT 9099-BB-use with 30 gallon rectangular tank	1
90	B600/700	58742-S2	(B-145-H)-bolt (fuel tank guard to frame)-3/4"-10 x 2 1/4" long	11
		34992-S2	(M-89-HF)-nut-3/4"-10-hex. lock	
		44882-S2	(X-34)-washer-flat-3/4"	
9B105 BRACKET ASSY. (FUEL TANK COMPRESSION MEMBER)				
90	CF600/700 -- 6 cyl. 401-diesel	E6HZ 9B105-A		2
90	L-LN-LNT-LT800/900 -- diesel	E3HZ 9B105-A	#E3HT-AA use with 75 gallon integral rectangular step tank	4
90	L-LN-LNT-LT800/900 -- diesel		Use with 100 and 130 gallon integral rectangular step tanks	8
90	CL-CLT900		Use with 100 or 125 gallon rectangular fuel tanks with integral battery carrier	8
90	F-FT600/800 -- 8 cyl. 501 Detroit 990 diesel		Use with dual 30 or 50 gallon rectangular center step fuel tanks	4
90	LTL900	E1HZ 9B105-A	#E1HT 9B105-AA-use with dual mtd. 65 or 95 gallon cylindrical fuel tanks	8
90	LTL900		Use with dual mtd. 120 gallon cylindrical fuel tanks	12
9B106 SHIELD (FUEL VAPOR VALVE)				
90	B600/700 -- with ev/em	D3TZ 9B106-A	#D3TA 9B106-AA-use with 30 gallon fuel tank	1
90	C600/900, CT800/900, F-FT600/800 -- with ev/em		Use with 18 and 30 gallon frame mounted or 50 gallon fuel tank	1
90	F-FT600/800, L-LN-LNT-LT-LTS800/900		Use with 50 or 75 gallon D type round step tanks	1or2

**1990/
TRUCK SERIES 600/900**

YEAR	MODEL/RESTRICTIONS	PART NUMBER	DESCRIPTION	QTY.
9B141 STEP ASSY. (FUEL TANK)-Also refer to groups 9B093 & 16A470				
90	LTL900	E1HZ 9B141-A	#E1HT-AA,AB, E4HT-AA-4 1/2" wide x 47 7/8" long-aluminum-use with L.H. mtd. 65 gallon cylindrical fuel tank	2
90	LTL900		Use with dual mtd. 65 or 95 gallon cylindrical fuel tank	4
90	LTL900	E1HZ 9B141-B	#E1HT-BA,BB, E4HT-BA-4 1/2" wide x 61 1/2" long-aluminum-use with dual mtd. 120 gallon cylindrical fuel tanks	4
9142 BRACKET (FUEL TANK SELECTOR VALVE)				
90	F-FT600/800	E0HZ 9142-A	#E0HT-AB-use with dual 30 gallon step or 50 gallon rectangular center step fuel tanks	1
90	F-FT600/800 -- gas	E5HZ 9142-A	#E5HT-A-use w/dual 35 gal. step or 50 gal. rectangular tanks	
9K142 TUBE ASSY. (FUEL TANK LEVEL)				
90	B-F600/800 -- 6 cyl. 401, 476 FTO diesel	E7HZ 9K142-A	Use w/35 gal. dual step tanks	1
90	B-F600/800 -- 8 cyl. 636 3208 Caterpillar diesel			1
90	B-F600/800 -- 8 cyl. 501-DDA Detroit diesel			1
90	B-F600/800 -- 6 cyl. 401, 476 FTO diesel	E7HZ 9K142-B	Use w/50 gal. dual step tanks	1
90	B-F600/800 -- 8 cyl. 636-3208 Caterpillar diesel			1
90	B-F600/800 -- 8 cyl. 501 DDA Detroit diesel			1
9A151 BRACKET (STARTING FLUID RESERVOIR MOUNTING)				
90	CF600/800 -- 6 cyl. 401,476-diesel	E6HZ 9A151-A	Lower	1
90	CF600/800 -- 6 cyl. 401,476-diesel	E6HZ 9A151-B	#E5HT 9N202-AA	1
90	F-FT700 -- w/3208 Cat. 6.6L or 7.8L diesel	E2HZ 9A151-A	#E2HT-AA	1
90	L-LN-LNT-LT-LTS700/800 -- 8 cyl. 636, 3208 Cat. diesel	E4HZ 9A151-A	#E4HT-AA,AB	1
90	L-LN-LNT-LT-LTS800/900 -- exc. disc. brakes-Cat., Detroit and Cum. diesels-exc. Detroit 8V-71T diesel	D0HZ 9A151-B	#D0HA-G, D1HA 9A151-BA	1
90	L-LN-LNT-LT-LTS800/900 -- with disc brakes-Cat., Detroit, Cum. diesel-	D5HZ 9A151-C	#D4HA-AA, D5HA 9A151-CA	1
9A153 VALVE ASSY. (FUEL TANK VENT)				
90	B,C,CF,F & L series all diesel engines	E8HZ 9A153-A	#E8HT-AA	1
9155 FILTER ASSY. (FUEL)-Also refer to group 9365				
90	All trucks with 5/16" or 3/8" fuel lines	C2RZ 9155-A	*FG-2-inline filter assy.	1
90	All trucks w/Cum. diesels	C6TZ 9155-A	*FD-152-Kit (fuel filter)-consists of (1) C6RA 9176-A element and (1) C6RA 9C315-A seal	1
90	CF600/700 -- 6 cyl. 401 diesel-exc. Canada	E6HZ 9155-D	Spin on type	1
90	CF600/800 -- 6 cyl. 401 (6.6L) & 474 (7.8L)	E7HZ 9155-A	#E6HN-AA	1
90	B-F-FT600/900 -- 401 (6.6L) & 474 (7.8L)			1
90	L-LN-LNT-LT-LTS800 LN-LNT800 -- 401 (6.6L) & 474 (7.8L)			1
90	B-C-F-FT600/800 -- 8 cyl. 370, 429 gas	E6HZ 9155-G	Includes E6HZ 9365-B element--spin on type-mounts on frame	1

1990/
TRUCK SERIES 600/900

YEAR	MODEL/RESTRICTIONS	PART NUMBER	DESCRIPTION	QTY.
9155 FILTER ASSY. (FUEL)-Also refer to group 9365 - Cont'd				
90	B-F600/800 -- 8 cyl. 501 Detroit diesel	E0HZ 9155-D	*FD-260-FP	1
90	CL-CLT900	E1HZ 9155-A	*FD-267 incl. (1) E1HZ 9365-A element-spin-on type	1
90	L-LN-LNT-LT-LTL-LTS900			
90	CL-CLT900	86341-S100	(I-46-E)-elbow (fuel filter to engine) 5/8" tube-7/8"-14 male thread both ends- adjustable-45°-use with 1 gallon capacity fuel filter	1
90	CL-CLT900	388019-S	(II-29-CE)-elbow (fuel filter to engine) -1/2" tube-7/8"-14 male thread one end- 3/4"-16 male thread other end-adjustable- 45°-use with 1 gallon capacity fuel filter	1
90	CL-CLT900	385811-S	(II-221)-elbow assy. (fuel filter to hose)-7/8"-14 male thread and 1/2"-14 female pipe thread	1
90	CF600/700 -- FT0 diesel 6 cyl. 401, 474	390003-S	(II-28-UB)-connector-5/16" flareless tube-9/16-24 & 1/2"-20 male threads-includes "O" ring-connects lines to 9155 filter	1
90	CF600/700 -- diesel-6 cyl. 401	44726-S2	*X-24-A (att. fuel filter)-3/8" flat washer	2
90	CF600/700 -- diesel-6 cyl. 401	34792-S2	*X-66-A (att. fuel filter)-3/8" lockwasher	2
9156 FUEL FILTER LINE-Improvise from bulk tubing (2269)				
90	C-CT800	372016-S	(II-161-A)-fitting (tube assy.-fuel filter to selector valve to fuel filter)-pipe elbow-1/4"	1
90	C-LN600/800 -- diesel w/L.H. step tank	87383-S	(I-37)-elbow (fuel filter line to tank)-flared tube- 5/16"-1 5/32" long	1
9A163 SHIELD (ENGINE PRIMER RESERVOIR VALVE)				
90	CF600/800 -- 6 cyl. 401, 476 FT0 diesel	D5HZ 9A163-A	D5HA 9B186-AA	1
90	C-CT800 -- 8 cyl. 636 Cat. 3208 diesel			1
90	CF600/700 -- FT0 diesel -6 cyl. 401			1
90	CL-CLT900			1
90	L-LT-LTS800/900 -- hydraulic brakes	E4HZ 9A163-A	#E4HT 9B186-AA	1
9171 CLAMP (HOSE)				
90	C-CT800 -- diesel	8M 9171-B	1/2" dia.-self tightening type-engine ventilation breather	1
90	C600/700 -- diesel		Radiator shutter thermostat vacuum hose	2
90	LN600/700 -- diesel		Engine ventilation breather	1
9180 BRACKET (FUEL FILTER)				
90	CF600/700 -- 6.6L, FT0 eng. 401	E6HZ 9180-A	#E5HT-DB	1
90	F-FT700/900 -- FT0 diesel-All	F0HZ 9180-A	#F0HT-AA	1
90	B600/700 -- FT0 diesel- 6 cyl. 401, 474	E7HZ 9180-B	#E7HT 9180-BB	1
90	L800-FT0 diesel-6 cyl. 474-185 H.P., 210 H.P., 225 H.P. & 235 H.P.-exc. 105" BBC	E7HZ 9180-C	#E7HT-CB	
90	LT-LTS800 -- FT0 diesel -6 cyl. 474			1
90	L-LT-LTL-LTS900 -- caterpillar 3406 diesel-6 cyl. 893			1
90	L800 -- FT0 diesel- 6 cyl. 474-210 H.P., 225 H.P. & 235 H.P.- 105" BBC	E7HZ 9180-D	#E7HT 9180-EB	1
90	L-LN-LNT-LT-LTS900 -- 6 cyl. Cum. NH, NHC, NTC, PT and 927 diesels	D0HZ 9180-A	#D0HA 9180-F	1

1990/
TRUCK SERIES 600/900

YEAR	MODEL/RESTRICTIONS	PART NUMBER	DESCRIPTION	QTY.		
9180 BRACKET (FUEL FILTER) -- Cont'd						
90	CLT900 -- 163", 178", 186", 204" W.B.-6 cyl. 893 Cat. 3406 diesel	E4HZ 9180-D	#E4HT-DB	1		
90	CLT900 -- 148", 152", W.B.-6 cyl. 893 Cat. 3406 diesel	E4HZ 9180-E	#E4HT 9180-EA, E7HT 9180-GA	1		
90	LTL900 -- 6 cyl. 893 Cat. 3406 diesel	E4HZ 9180-C	#E4HT 9180-CA	1		
9N184 ELEMENT ASSY. (FUEL/WATER SEPARATOR)						
90	B-F600 -- FTO diesel- 6 cyl. 401	E7HZ 9N184-A		1		
90	CF600/800 -- FTO dsl. (6.6L) & (7.8L)					
90	B-F-FT700/800 -- FTO diesel -6 cyl. 474			1		
90	L-LN-LNT-LT-LTS800 -- FTO diesel-6 cyl. 474			1		
90	B-F-L600/800 -- FTO diesel	E6HZ 9N184-A	-COLD WEATHER ONLY-	1		
9189 VALVE ASSY. (FUEL SHUT OFF)						
90	L-LN-LNT-LT800/900 -- diesel	C1TZ 9189-C	Two ports-use with 75, 100 or 130 gallon integral rectangular step tanks	1or2		
90	CL-CLT900		Use with 100 or 125 gallon dual rectangular fuel tanks with integral battery carrier also 75,95 and 120 gallon dual cylindrical fuel tanks	2		
90	F600/800 -- diesel		Use with dual 30 or 50 gallon rectangular center step fuel tanks	2		
90	LA-LTA900 -- diesel					
90	LTL900	E1HZ 9189-A	Use with dual mtd. 65, 95 or 120 gallon cylindrical fuel tanks	2		
90	CF600/700 -- 6 cyl. 401-diesel	E6HZ 9189-A		2		
90	CL-CLT900	384399-S100	((I-201-BJ)-tee assy. (adapter to fuel shut-off valve)-1/2" tube-(2) 1/2"-14 male pipe thread- (1) 1 1/16"-20 female thread-use with 100 gallon fuel tank and Detroit 6-71N diesel	1		
9189 VALVE ASSY. (FUEL TANK SELECTOR)						
90	F-FT600/800 -- gas	C1TZ 9189-B	2 1/4" body-1/4" pipe thread 3 ends (bottom outlet)-use with 50 or 75 gallon dual D type round step tanks	1		
90	F-FT600/800 -- gas	D8TZ 9189-A	#D8TB 9F271-AA, D9TB 9F271-AA-valve and solenoid assy. (fuel tank selector use with dual 30 or 50 gallon rectangular center step fuel tanks	1		
9189 VALVE ASSY. (ENGINE PRIMER)						
90	CF600/700 -- diesel	E6HZ 9189-B	#D2HA 9B349-AA	1		
9197 PLATE (FUEL TANK SELECTOR VALVE REINFORCEMENT)						
90	F-FT600/800 -- gas	C7TZ 9197-A	#"OFF-AUX-MAIN"-used w/saddle and 50 or 60 gallon cylindrical tanks dual mounted Use with 50 or 75 gallon dual D type round step tanks	1		
9202 FLOAT ASSY. (FUEL TANK SENDER)						
90	All trucks	COAZ 9202-A		1		
9B208 REINFORCEMENT (FUEL TANK GUARD)						
90	B600/700	E0HZ 9B208-B	#E0HT 9B208-BB-use with 30 or 60 gallon rectangular fuel tank	1		
YEAR	MODEL/RESTRICTIONS	ENGINE		PART NUMBER	DESCRIPTION	QTY.
		CYL.	C.I.D. (C.C.D.)			
9A227 HOSE FUEL TANK VENT VALVE TUBE						
90	CF700/800 -- FTO dsl.	6	7.8L	E8HZ 9A227-A	#87HU-AA -- use w/35 gal. rect. tank-- (2) reqd. R.H.-(1) reqd. L.H.	AR

1990/
TRUCK SERIES 600/900

YEAR	MODEL/RESTRICTIONS	PART NUMBER	DESCRIPTION	QTY.
9229	Refer to Carburetor Parts Lists Section 95, page 1			
9B232 CLIP (FUEL TANK STEP RETAINER)				
90	LTL900	E1HZ 9B232-A	3/4" wide x 1 7/16" long x 5/16" thick- aluminum-use with L.H. mtd. 65 gallon cylindrical fuel tank	8
90	LTL900		Use with dual mtd. 65 or 95 gallon cylindrical fuel tanks	16
90	LTL900		Use with dual mtd. 120 gallon cylindrical fuel tanks	24
90	LTL900	58618-S2	(B-53-A)-bolt (clip to fuel tank step to strap)-5/16"-18 x 1" hex. head-use with L.H. mtd. 65 gallon cylindrical fuel tank	8
90	LTL900		Use with dual mtd. 65 or 95 gallon cylindrical fuel tanks	16
90	LTL900		Use with dual mtd. 120 gallon cylindrical fuel tanks	24
		34976-S100	(M-89-CB)-nut-5/16"-18 hex. lock	
		44722-S8	(X-19)-washer-5/16" flat	
9236-7 TUBE ASSY. (FUEL TANK OUTLET) - also refer to group 9N312				
90	B600/700, F-FT600/800 -- with ev/em	★ D3TA 9236-AA	11 3/8" long-cut from C2TZ 9236-C-use with 18 and 30 gallon frame mounted fuel tanks	1
90	C-CT800 -- with ev/em		Use with 50 gallon fuel tanks	1
90	CF600/800 -- 6 cyl. 401,476 FTO diesel	E7HZ 9236-A	#87HU 9236-AA-use w/single 75 gal. tank	1
90	F-FT600/800 -- 8 cyl. 636 3208N cat. diesel	E4HZ 9236-A	#E3HT-AA, E4HT-AA-50-7/8" approx. developed length	1
90	F-FT600/800 -- 8 cyl. 370,429 gas	E5HZ 9236-A	#E5HT 9D282-AA-14 11/16" long- use w/35 or 50 gal. rectangular step tanks	1
9240 SHIELD (FUEL TANK HEAT) - Also refer to group 9A032				
90	B600/700	E2HZ 9240-B	#E0HT-AA,AB, E2HT 9240-DA-77 3/8" long-use with 60 gallon rectangular fuel tank	1
90	B600/700	E2HZ 9240-A	#E0HT-BA,BB, E2HT 9240-CA-42 1/4" long-use with 30 gallon rectangular fuel tank	1
9258 BRACKET (FUEL TANK INSULATOR MOUNTING)				
90	LL-LTL -- w/cat. 3176-diesel	FOHZ 9258-A		1
90	L-LN-LNT-LT-LTS -- w/cat. 3306 diesel			1
9R270 BOX ASSY. (FUEL)				
90	CF600/700 -- 6 cyl. 401-diesel	E6HZ 9R270-A		1
90	B-F-FT600/900 -- FTO diesel -6 cyl. 401, 474	E7HZ 9R270-A		1
90	CF600/800 -- FTO diesel- 6 cyl. 401, 474			
90	L-LN-LNT-LT-LTS800 -- FTO diesel-6 cyl. 474			1
90	CF600/700 -- diesel- 6 cyl. 401	357235-S	*BB-136 (att. fuel box assy.)- Bolt-hex head-5/16"-18 x 7/8"	2
90	CF600/700 -- diesel- 6 cyl. 401	44722-S8	*X-19 (att fuel box assy.)- flat washer-5/16"	2
9R271 TUBE ASSY. (FUEL BOX TO FUEL PUMP)				
90	B-F/FT600/900 -- FTO diesel 6 cyl. 401, 474	E8HZ 9R271-A	#E7HN-AA -- includes (2) 390004-S nut & (2) 390460-S spacer	1
90	CF600/800 -- FTO diesel 6 cyl. 401,474			
90	L-LN-LNT-LT-LTS800 -- FTO diesel 6 cyl. 474			1

1990/
TRUCK SERIES 600/900

YEAR	MODEL/RESTRICTIONS	PART NUMBER	DESCRIPTION	QTY.
9R272 TUBE ASSY. (FUEL PUMP TO FUEL BOX)				
90	B-F/FT600/900 -- FTO diesel 6 cyl. 401, 474	E8HZ 9R272-A	E7HN-AA -- includes (2) 390004-S nut & (2) 390460-S spacer	1
90	CF600/800 -- FTO diesel 6 cyl. 401, 474			1
90	L-LN-LNT-LT-LTS800 -- FTO diesel 6 cyl. 474			1
9273 GAUGE ASSY. (OIL PRESSURE INSTRUMENT PANEL UNIT)				
90	CF600/700 -- 6 cyl. diesel	E7HZ 9273-D	#85HU-C	1
90	L-LN-LNT-LT-LTL-LTS900	E2HZ 9273-A	#E2HT-AB-direct reading gauge- has 7/16"-20 male inlet fitting-(white alum.)	1
90	L-LN-LNT-LT-LTL-LTS900	E7HZ 9273-E	#E7HT-AA-fleet & full instrumentation panels (Green alum.)	1
90	CL-CLT900	E2HZ 9273-B	#E2HT-BA,BB-direct reading gauge	1
90	L-LN-LNT-LT-LTS600/800 -- w/city delivery instrument panel	E2HZ 9273-C	#E2HF-AA-w/direct reading gauges	1
90	B-C-F-FT600/900	E7HZ 9273-A	#E7HF-AA-used w/direct reading gauges	1
90	L-LL-LN-LNT-LT-LTS600/900			1
90	B-C-F-FT600/900	E7HZ 9273-B	Electronic	1
90	L-LL-LN-LNT-LT-LTS600/900			1
9B273 TUBE ASSY. (FUEL PUMP TO FUEL FILTER)				
90	B-F/FT600/900 -- FTO diesel 6 cyl. 401, 474	E8HZ 9B273-A	#E7HN-AA -- includes (2) 390004-S nut & (2) 390460-S spacer	1
90	CF600/800 -- FTO diesel 6 cyl. 401, 474			1
90	L-LN-LNT-LT-LTS800 -- FTO diesel-6 cyl. 401, 474			1
9C273 TUBE ASSY. (FUEL INJECTOR RETURN TO TANK)				
90	LN900 -- Cum. 6 cyl. 610 diesel	E4HZ 9C273-A	#E4HT 9C273-AA	1
90	L-LN-LT-LNT-LS-LTS900 -- w/3406 Cat.	E8HZ 9C273-A	#E8HT-AB	1
90	CL-CLT900 -- w/3406 Cat.			1
9A274 TUBE ASSY. OUTLET (FUEL FILTER)				
90	CF600/700 -- 6 cyl. 401-FTO diesel	E7HZ 9A274-A		1
90	CF700 -- 6 cyl. 476 FTO diesel			1
9275 GAUGE ASSY. (FUEL TANK UNIT)				
90	CF600/700 -- 6 cyl. 401 diesel	E6HZ 9275-B	Includes (1) E6HZ 9276-B gasket	1
90	CF700/800 -- 6 cyl. 476 FTO diesel	E7HZ 9275-H	#87HU 9275-AA-incl. (1) E6HZ 9276-B gasket-use w/75 gal. tank	1
90	B600/700 -- all diesel	E7HZ 9275-E	#E7HT 9275-EA-all fuel tanks-includes (1) C1TF 9276-C gasket & (5) 385272-S36 screw	1
90	L-LN-LNT-LT800/900 -- diesel w/line haul instrument panel	D3HZ 9275-N	#D3HF 9275-NA-use with 75 gallon and 100 gallon shallow integral rectangular step tank-incl. (1) C1TF 9276-C gasket and (5) 385272-S36 screw	1
90	L-LN-LNT-LT800/900 -- diesel w/line haul instrument panel	D3HZ 9275-M	#D3HF 9275-MA-use with 100 gallon deep and 130 gallon integral rectangular step tank-incl. (1) C1TF 9276-C gasket and (5) 385272-S36 screw	1
90	CL-CLT900		Use with 100 and 125 gallon rectangular fuel tank with integral battery carrier	1or2
90	L-LN-LNT-LT-LTS800 -- diesel	E7HZ 9275-A	#E7HT 9275-AA-use w/50 or 75 gal. fuel tank & city delivery instrument panel-includes (1) C1TF 9276-C gasket & (5) 385272-S36 screw	1
90	C600/800 -- all diesel	E7HZ 9275-F	#E7HT 9275-FA-use w/50 gal. "D" tank-includes (1) C1TF 9276-C gasket & (5) 385272-S36 screw	1

1990/
TRUCK SERIES 600/900

YEAR	MODEL/RESTRICTIONS	PART NUMBER	DESCRIPTION	QTY.
9275 GAUGE ASSY. (FUEL TANK UNIT) — Cont'd				
90	L-LN-LNT-LT-LTS800/900 -- diesel w/line haul instrument panel	D4HZ 9275-B	#D4HF 9275-BA-use with 50, 75 or 100 gallon D type round step tanks-incl. (1) C1TF 9276-C gasket and (5) 385272-S36 screw	1or2 1or2
90	F-FT600/800 (cowl) -- gas	E7HZ 9275-L	#E7HT 9275-HA-use w/35/50 gal. tanks-includes (1) E5HZ 9276-D gasket	1
90	B600/700 -- all gas	E7HZ 9275-G	#E7HT 9275-GA-use w/all fuel tanks-includes (1) E5HZ 9276-A gasket	1
85/86	F-FT600/800 -- Diesel	E5HZ 9275-L	#E5HT 9275-LA-use w/35,50 gal. rectangular step tank-includes (1) C1TF 9275-C gasket	1
90	F-FT600/800 (cowl) -- diesel	E7HZ 9275-K	#E7HT 9275-KA-use w/30/50 gal. tanks-includes (1) E5HZ 9276-A gasket	1
90	CL-CLT900	D8HZ 9275-B	#D7HT 9275-BA-use with 75,95 or 120 gallon cylindrical fuel tanks-incl. (1) C1TF 9276-C gasket and (5) 385272-536 screw	1or2
90	F-FT600/800 (cowl) -- diesel	E7HZ 9275-J	#E7HT 9275-JA-use w/18 gal. tank -includes (1) E5HZ 9276-A gasket	1
90	LTL900	E1HZ 9275-A	#E1HT 9275-AA-Use with 95 or 120 gallon cylindrical fuel tanks-incl. (1) C1TF 9276-C gasket and (5) E0HZ 9N005-B screw and sealer-R.H.-mtd. under cab	2
90	LTL900	E1HZ 9275-B	#E1HT 9275-BA-Use with 65 gallon cylindrical fuel tanks-incl. (1) C1TF 9276-C gasket and (5) E0HZ 9N005-B screw and sealer	1or2
90	B600/700, C-CT800,F-FT600/800, L800/900,LN600/900, LNT-LT-LTS800/900	385272-S36	(BB-551-CL)-screw and washer assy. (fuel gauge to fuel tank)-sealing type-- No. 10-32 x 3/4"	5
9E275 SEAL (FUEL TANK SENDER)				
90	B600/750, C-CT800, F-FT600/800 -- with ev/em	D4TZ 9E275-A	(2) used with 18 or 30 gallon side mounted tank (5) required single 50, 75 or 100 gallon tank (10) required dual tanks	AR
9S275 SHIELD (FUEL-WATER SEPARATOR)-Refer to group 9J309				
9276 GASKET (FUEL GAUGE TANK UNIT)				
90	CF600/700 -- 6 cyl. 401,476-diesel	E6HZ 9276-B		1
90	B-F-FT600/800 -- 8 cyl. gas	E5HZ 9276-A	#E5HT 9276-DA-rubber-fuel tank sender-4 3/16" O.D. x 3-11/16" I.D. x 1/4" thick	1
90	C-CT800, L800/900, LN600/900, LNT-LT-LTS800/900	C1TF 9276-C	Gasket (fuel tank gauge)-2 5/8" dia.-5 holes 5/32" dia.-use w/electric fuel pump or D type round and rectangular step tanks	1or2
90	C800, F600/700 -- diesel		Use with 50 or 60 gal. R.H. cylindrical or D type round tank	1
90	F-FT700/800 -- gas		Use with 50 or 60 gallon cylindrical, or D type round tanks	1or2
90	CL-CLT900		Use with 75,95 or 120 gallon cylindrical- fuel tanks and 100 or 125 gallon rectangular fuel tanks with integral battery carrier	1or2
80/86	L-LN-LNT-LT-LTS800/900 -- gas		Use with 25 gallon plastic fuel tank	1
90	LN600/700		Use with 25 gallon plastic fuel tank	1
90	L-LN-LNT-LT800/900 -- diesel		Use with 75, 100 and 130 gallon integral rectangular step tanks	1or2

1990/
TRUCK SERIES 600/900

YEAR	MODEL/RESTRICTIONS	PART NUMBER	DESCRIPTION	QTY.
9276 GASKET (FUEL GAUGE TANK UNIT) — Cont'd				
90	C-CT800, L800/900, LN600/900, LNT-LT-LTS800/900	C1TF 9276-C	Use with 50 and 60 gallon tanks	1or2
90	F-FT600/800 -- gas		Use with 18 gallon rectangular, 30 gallon step and 50 gallon rectangular center step fuel tanks	1
90	LTL900		Use with 65, 95 or 120 gallon cylindrical fuel tanks	1or2
9W277 ENGINE PRIMER FLUID TUBE				
90	CF700/800	E7HZ 9W277-B	Approx. 118" long	1
90	CF700/800	E7HZ 9W277-C	Approx. 132" long	1
9278 GAUGE ASSY. (OIL PRESSURE ENGINE UNIT)—Also refer to group 10K910				
90	CF600/800 -- 6 cyl. FTO diesel B-F600/900 -- 6 cyl. FTO diesel	E1HZ 9278-C	*SW-1716 (Lights)	1
90	CF600/800 -- 6 cyl. FTO diesel B-F600/900 -- 6 cyl. FTO diesel	E7HZ 9278-D	#E6ZF 90290-BA (Gauges)	1
90	B600/700, F-FT600/800 -- 8 cyl.-gas	E4ZZ 9278-A	*SW-1547-#No. 90-overall length 3 5/32" x 1/4"-18 pipe thread-use w/oil pressure gauge Not used with direct reading gauges Use w/oil pressure gauge	1 1 1
90	C-CT800, L800, LN600/800, LNT-LT-LTS800 -- gas			1
90	B700, C700/800, CT800, F700, L800, LN700/800, LNT-LT- LTS800 -- 8 cyl. 636 Cat. V-175, V210 3208 diesel			1
90	L-LN-LNT-LT-LTS800 -- 8 cyl 555 Cummins VT-225 diesel		Use with four gauge instrument cluster	1
90	L-LN-LNT-LTS800 -- 8 cyl. 636 Cat. 3208 diesel	D4AZ 9278-A	*SW-1311-#No. 6-1/4"-18 male pipe thread- use w/engine warning system	1
90	B600/700, F600/800 -- 8 cyl.-gas		Use with 2 gauge instrument cluster & lights	1
90	C-CT-L-LN-LNT-LT-LT-LTS900 -- 8 cyl. 477,534	C7TZ 9278-F	*SW-670-No. 13 - use w/engine warning system	1
90	LT900 -- 6 cyl. 855 Cum. NTC 350 diesel			1
90	L-LN-LNT-LTS900 -- 6 cyl. 893 Cat. 3406 diesel	E1HZ 9278-C	*SW-1716-No. 10-use with engine warning system/engine hour meter	1
90	CL-CLT900 -- 6 cyl. 893 Cat. 3406 and Cum. KT, NTC/Form diesel			1
90	C-LN700 -- 8 cyl. 636 Cat. 3208 diesel			1
90	LTL900 -- 6 cyl-855 Cum. NTC diesel			1
90	LTL900 -- w/engine warning system			1
90	F-FT600/900 -- FTO diesel 6 cyl. 401,474			1
90	L-LN-LL-LS-LT-LNT-LTS800 -- FTO diesel 6 cyl. 474			1
90	LTL900 -- w/o engine warning system			1
90	L-LN-LNT-LT-LTS900 -- 6 cyl. 855 Cum. diesel w/o engine shut down system			1
90	L-LN-LNT-LT-LTS900 -- 6 cyl. 855 Cum. NTC diesel	D8HZ 9278-C	*SW-1515-#D2HS 9278-AA, E0HT 9278-BA- use with engine warning system	1
90	L-LN-LT800 -- 8 cyl. 636 Cat. 3208 diesel			1

1990/
TRUCK SERIES 600/900

YEAR	MODEL/RESTRICTIONS	PART NUMBER	DESCRIPTION	QTY.
9278 GAUGE ASSY. (OIL PRESSURE ENGINE UNIT)-Also refer to group 10K910 --- Cont'd				
90	L-LN-LNT-LT-LTS900 -- diesel	374503-S	(II-64)-adapter (gauge to engine assy.)-1/8"-27 std. taper pipe thread male and 1/4"-18 std. taper pipe thread female	1
90	CL-CLT900 -- Cat. 3406 diesel			1
90	L-LN-LNT-LT900 -- 6 cyl. Detroit 6-71N diesel	371176-S	(II-146-T)-tee (oil pressure engine unit to engine)-2 1/4"-18 female thread-1 1/4"-18 male thread (brass)	1
90	CL-CLT900 -- Cum. KT and KTA diesel	370080-S	(II-51)- reducer (gauge to tee)-1/2"-14 male pipe thread to 1/4"-18 female pipe thread-use with engine warning system	1
90	CL-CLT900 -- Cum. NTC diesel	370817-S	(II-52)-reducer (gauge to engine) - 3/8" - 18 male pipe thread to 1/4"-18 female pipe thread-use with engine warning system	1
9B278 TUBE ASSY. (OIL PRESSURE INDICATOR)				
90	CF600/800 -- 6.6L & 7.8L	E7HZ 9B278-K	#87HU-AA	1
90	C-CT800/900 -- gas	D0KZ 9B278-A	128 1/2" long-use w/direct reading gauges	1
90	L-LN-LNT-LT-LTS800 -- Cat. diesel		92 1/2" long-use w/direct reading gauges	1
90	B-F-F7600/900 -- FT0 diesel-6 cyl. 401, 474	E7HZ 9B278-A	14-1/2" long-use 1 1/4" hose-(1) 7/16" female fitting-(1) 7/16"-20 male fitting	1
90	B-F-F7600/900 -- FT0 diesel-6 cyl. 401, 474	E7HZ 9B278-B	42" long-use w/1/4" hose-(1) 7/16"-20 female fitting-(1) 7/16"-20 x 90° male fitting	1
90	L-LT-LTS800 -- FT0 diesel	E7HZ 9B278-L	124" long-use with 1/4" hose-(2) 7/16"-20 female fittings	1
90	LN-LNT800 -- FT0 diesel	E7HZ 9B278-T	112" long-use w/1/4" hose-(2) 7/16"-20 female fittings-use w/"Fleet" instrument panel	1
90	L800 -- FT0 diesel-6 cyl. 474 185 H.P.	E7HZ 9B278-E	72" long-use w/1/4" hose-(2) 7/16"-20 female fittings-use w/"City Delivery" instrument panel	1
90	L-LT-LTS800 -- FT0 diesel-6 cyl. 474-210 & 235 H.P.			1
90	LN800 -- FT0 diesel-6 cyl. 474-185 H.P.	E7HZ 9B278-F	64" long-use w/1/4" hose-(2) 7/16"-20 female fittings-use w/"City Delivery" instrument panel	1
90	LN-LNT800 -- FT0 diesel-6 cyl. 474-210 & 235 H.P.			1
90	L-LL-LS-LTS900 -- 6 cyl. 610, 855 Cummins L10 & NTC diesels	E7HZ 9B278-H	#E7HT 9B278-L1A,L2A-55" long (2) 7/16"-20 female swivel fittings	1
90	L-LL-LS-LT-LTL900 -- 6 cyl. 610 855 Cummins LT & NTC diesels	E7HZ 9B278-J	#E7HT 9B278-K1A,K2A-46" long-(2) 7/16-20 female swivel fittings	1
90	L-LL-LS-LT-LTL900 -- 6 cyl. 893 Cat. (3406)	E8HZ 9B278-M	#E7HT-MA	1
90	L-LN-LNT-LT-LTS900 -- Cum. NH,NTC diesel	D3HZ 9B278-C	79" long-use w/direct reading gauges	1
90	L-LT-LTS900-Cat. 3406 diesel			1
90	C700/800,CT800 -- Cat. 3208 dsl.	E0HZ 9B278-F	128 1/2" long- use with 1/4" tube-7/16"-20 female thread both ends-use w/direct reading gauges	1
90	B-C700/800,C800,F700 -- Cat. 3208 diesel	E1HZ 9B278-D	30-1/2" long-7/16"-14 female threads both ends-use w/direct reading gauges-use w/ 1/4" tube-cut to length as necessary.	1
90	L-LN-LNT-LT-LTS700/800 -- Cat. 3208 diesel	E2HZ 9B278-A	78" long-use w/1/4" tube-7/16"-20 female threads both ends	1
90	CL-CLT900	D8HZ 9B278-A	33 7/16" long-use with direct reading gauges	1

1990/
TRUCK SERIES 600/900

YEAR	MODEL/RESTRICTIONS	PART NUMBER	DESCRIPTION	QTY.
9B278 TUBE ASSY. (OIL PRESSURE INDICATOR) — Cont'd				
90	LN-LNT -- Cat. 3208,3406	E7HZ 9B278-N	26" long-use with direct reading gauge 1 city delivery instrument panel	1
90	LTL900 -- Cat. 3406 diesel			1
90	L-LT-LTS900 -- Cat. 3206 diesel			1
90	LN-LNT900 -- Cum. L10 (610) diesel			1
90	CL-CLT900 -- Cat 3406, Cum KT-KTA-NTC diesels	D8HZ 9B278-F	108" long w/90° elbow-use w/ direct reading gauges-cut to length as necessary	1
90	C-CT800 -- 8cyl 636-Cat. 3208 diesel			1
90	LTL900 -- Cat. 3406 & Cum. NTC diesels	D8HZ 9B278-G	63" long with 90° elbow-use with direct reading gauges	1
90	L-LN-LNT-LL-LT-LTL-LTS-LS -800/900 -- Cum. 6 cyl. 855 NTC formula	E7HZ 9B278-R	#E7HT-RA-32" long with 90° 7/16"-20 female swivel & 7/16"-20 male flare adapter	1
90	LN800 -- 8 cyl. 636 Cat. 3208 diesel	E4HZ 9B278-B	41" long	1
90	L-LN-LNT-LT-LTS800	383879-S	(II-38-D)-connector (oil pressure indicator tube to engine)-1/8"-27 male pipe thread one end 5/16"-24 male thread other end-3/4" long-use with direct reading gauges	1
90	C-CT800/900 -- diesel			1
90	L-LN-LNT-LT-LTS800 -- diesel	353107-S	(II-46)-bushing (oil pressure indicator tube to tee)- 1/4" to 1/8" reducer	1
90	B700,C-CT800,F700,L800/900, LN700/800,LNT-LT-LTS800 -- Cat. diesel	384016-S	(II-146-BD)-tee (oil pressure tube 1/4" 18 pipe thread- use with direct reading gauges and remote mount oil pressure sender	1
90	CL-CLT900	87231-S	(I-27)-connector (oil pressure indicator tube to engine)-1/8"-27 male pipe thread -7/16"-20 male thread	1
90	CL-CLT900 -- Cum. KT and KTA diesel	357518-S	(II-52-A) -connector (oil pressure tube connector to adaptor)-1/2"-14 male pipe thread x 1/8"-27 female pipe thread-use with direct reading gauge and electric engine warning system	1
90	CL-CLT900 -- Cum. KT and KTA diesel	370081-S	(II-51)-tee-3 way-(engine oil pressure warning and direct reading gauge tube to engine reducer)-1/2"-14 male pipe thread and (2) 1/2"-14 female pipe thread	1
90	CL-CLT900 -- Cum. KT and KTA diesel	380162-S	(II-50-A)-reducer (tee to engine)-1"-11 1/2 male pipe thread to 1/2"-14 female pipe thread-use with direct reading gauges with electric engine warning system	1
90	CL-CLT900 -- Cum. KT and KTA diesel	87299-S	(I-31-F)- elbow (tube to engine)-1/8"-27 male pipe thread-7/16"-20 male thread- use with direct reading gauges without electric engine warning system	1
9D278 SOLENOID ASSY. (FUEL SHUT OFF VALVE)				
90	B-F-FT600/900 -- FT0 diesel- 6 cyl. 401, 474	E7HZ 9D278-A	#E6HN 9D278-AA	1
90	CF600/800 -- FT0 diesel- 6 cyl. 401, 474			1
90	L-LN-LNT-LT-LTS800- FT0 diesel-6 cyl. 401, 474			1
90	CF600/700 -- FT0 diesel			1
9280 GAUGE ASSY. (FUEL INSTRUMENT PANEL UNIT)				
90	B-C600/800	E9HZ 9280-A		1
90	F-FT600/900			1
90	L-LN-LNT-LS-LT-LTL600/900			1

1990/
TRUCK SERIES 600/900

YEAR	MODEL/RESTRICTIONS	PART NUMBER	DESCRIPTION	QTY.
9280 GAUGE ASSY. (FUEL INSTRUMENT PANEL UNIT) -- Cont'd				
90	CF600/700 -- 6 cyl. 401-diesel	E6HZ 9280-A		1
90	L-LN-LNT-LT-LTS800/900	E7HZ 9280-B	#E7HT-BA-w/fleet & full instrumentation panels	1
90	LTL900			1
90	CL-CLT900	E2HZ 9280-B	#E2HT-BA,BB	1
90	F-FT600/800	E0TZ 9280-A	White symbol on dial	1
90	B600/700, C600/900, CT800/900, F-FT600/800	379618-S7-8	(MM-291-E)-nut (gauge to housing)-hex.-No. 10-32	2
9E280 SWITCH ASSY. (FUEL VALVE WARNING OVERRIDE ASSY.)				
90	B-F600/700 -- FTO diesel-6 cyl. 401	E7HZ 9E280-A		1
90	B-F-FT700/900 -- FTO diesel-6 cyl. 474			1
90	L-LN-LNT-LT-LTS800 -- FTO diesel-6 cyl. 474			1
90	CF600/700 -- FTO eng.	E7HZ 9E280-B	#E7HT-AC-program no. B74	1
90	L-LN-LNT-LT-LTS900 -- 6 cyl. and 6 cyl. 855 Cum. NTC diesel	D8HZ 9E280-A	#D2HS 9E280-AA-use with engine warning system	1
90	L-LN-LT800 -- 8 cyl. 636 Cat. 3208 diesel	D8HZ 9E280-B	#D5HS 9E280-AA-use with engine warning system	1
9F280 TUBE INSTALLATION KIT (OIL PRESSURE GAUGE)				
90	C-CT-L-LN-LNT-LT-LTS900	C6TZ 9F280-A	Use w/direct reading oil pressure gauge	1
9A281 WIRING ASSY. (OIL PRESSURE INDICATOR SWITCH TO RELAY)				
90	C600/800,CT800 -- 8 cyl. 370,429	D9HZ 9A281-A	#D9HT 9A281-AA-68" long-16 gauge-use w/oil pressure fuel cut off switch	1
90	B-F-FT600/800 -- W/electric fuel pump	E5HZ 9A281-A	#E5HT 9A281-AA	1
9B281 CLIP (FUEL FILTER BRACKET)				
90	C-CT-L900, LN600/800, LN-LNT-LT900	B7TZ 9B281-A		1
90	C-CT800, F-FT700/800 -- gas	43252-S8	(U-77)-screw and lockwasher (fuel filter bracket clip to fuel filter bracket)-fill. head-No. 10-32 x 1/2"	1
		34079-S7	(M-163)-nut-hex.-No. 10-32	1
		34803-S7	(X-60)-lockwasher-No. 10	1
		34655-S8	(M-107)-nut and washer assy.-hex.-No. 10-24	1
9R281 COVER (FUEL TANK HOSE)-Cut from bulk hose				
9282 FUEL LINE - Improve from bulk tubing (9291)				
90	C-CT800/900 -- gas	352204-S100	(GG-148)-clip (fuel line to frame)-9/16"	AR
90	B600/700,F-FT600/800 -- 8 cyl. 501 Detroit 990 diesel	87413-S36	(I-42-A)-nut 3/8" tube-5/8"-18 female thread-(steel)	AR
90	B600/800,F-FT600/800 -- 8 cyl. 501 Detroit 990 diesel	87415-S36	(I-43)-nut 1/2" tube-3/4"-16 female thread-(steel)	AR
9B286 HOSE ASSY.(FUEL TANK TO FUEL TUBES) - refer to group 9288				
9F287 HOSE (AIR BYPASS VALVE INLET)				
90	B600/700,C600/800,CT800, F-FT600/800,L800,LN600/800, LNT-LT-LTS800 -- 8 cyl. 370,429	E0HZ 9F287-C	#E0TE-CA-(moulded)	1
90	B-C-CT-F-FT600/800 -- gas engine-8 cyl. 370, 429-exc. w/Calif. emission	E5HZ 9F287-B	#E5HE-AC-23-1/2" developed length	1
9288 LINE ASSY. (FUEL TANK LINE TO FUEL PUMP FLEXIBLE) - Also refer to group 9324				
90	B600/700	C8HZ 9288-A	Hose assy. (fuel tank to filter)-15 5/8" long x 3/8" I.D. x 19/32" O.D.-5/8"-18 female fitting one end-use with 30 or 60 gallon fuel tank	1

1990/
TRUCK SERIES 600/900

SECTION 90 21

YEAR	MODEL/RESTRICTIONS	PART NUMBER	DESCRIPTION	QTY.
9288 LINE ASSY. (FUEL TANK LINE TO FUEL PUMP FLEXIBLE)-Also refer to group 9324 --- Cont'd				
90	B600/700,F-FT600/800,L800,	E0HZ 9288-D	#E0HT 9288-DA-hose assy. (fuel pump to fuel line)-14" long-5/8"-18 female thread one end-incl. anti-kink steel coil	1
90	C-CT800 -- gas	E1HZ 9288-B	#E1HT 9288-BA, ED-E1HT 9288-BA-11-1/2" long	1
90	C-CT800 -- gas	B7TZ 9288-A	Hose assy. (fuel filter tube to fuel line tube carb. end)-9" long	1
90	C-CT800 -- 8 cyl. 370,429 gas engine	E1HZ 9288-B	#E1HT 9288-KA-fuel pump to fuel line-11 1/2" long-3/8" I.D.-1/4"-18 male thread one end	1
90	C-F-FT600/800 -- 8 cyl. 370,429 gas engine	E2HZ 9288-A	#E2HT 9B286-CA-9189 valve to L.H. tank -14" long-3/8" I.D.-5/8" O.D.-12 1/4" anti-kink spring inside hose	1
90	F600/700 -- diesel	D3TZ 9288-A	Hose assy. (fuel pump to fuel line)-20" long x 5/16" I.D. x 17/32" O.D.-5/8"-18 female fitting one end	1
90	F-FT600/800 -- gas	E0HZ 9288-B	#E0HT-9288-BB-hose assy. (fuel pump to fuel line)-13" long-5/8"-18 female thread fitting one end incl. approx. 11" anti-kink spring inside hose-use with 30 gallon step and 50 gallon rectangular center step fuel tank	1or2
90	F-FT600/800 -- gas	E0HZ 9288-C	#E0HT 9B286-CA-hose (fuel tank to fuel lines)-3/8" I.D. x 5/8" O.D. x 14" long incl. approx. 12 1/4" long anti-kink spring inside hose-use with dual 30 gallon step and dual 50 gallon rectangular center step fuel tanks	1
90	C-CT800 -- 8 cyl. 370,429 gas	E6HZ 9288-C	#E5HT 9288-AB-fuel tank to fuel pump-18" long-5/8"-18 female fitting one end-internal anti-kink spring	1
90	F-FT600/800-8 cyl. 370,429 gas engine	E2HZ 9288-D	#E2HT 9B286-BA-9189 valve to R.H. tank attaching line-7 1/2" long-3/4"-16 male fitting one end-has internal anti-kink spring-use w/30 or 50 gal. dual tanks	1
90	F-FT600/800 -- gas	E1TZ 9288-A	#E0HT 9288-AB,EA-hose assy. (fuel pump to fuel line)-10" long-5/8"-18 female thread fitting one end-incl. anti-kink steel wrap coil outside hose-use with dual 30 gallon step and 50 gallon rectangular center step fuel tanks	1
90	F-FT600/800-8 cyl. 370,429 gas engine	E2HZ 9288-C	#E2HT 9B286-AA-9189 valve to fuel pump attaching line-20" long-3/4"-16 male fitting one end -has internal anti-kink spring-use w/30 or 50 gal. rectangular dual tanks	
90	F-FT600/800 -- w/electric fuel pump-8 cyl. 370, 429-gas	E4HZ 9288-A	#E3HT 9B286-AA-0/A length 20"-5/8"-18-90° female swivel fitting one end-has anti-kink spring	1
90	F-FT600/800 -- 8 cyl. 370, 429 gas	E4HZ 9288-C	#E4HT 9288-AA-fuel pump to fuel line-8 1/4" long-3/8" dia.-3/4"-18 female fitting one end-anti-kink spring inside hose	1
90	F-FT600/800 -- 8 cyl. 370, 429 gas	E5HZ 9288-E	#E5HT 9288-EA-fuel tank to fuel pump-7 1/2" long-5/8"-18 male fitting one end-internal anti-kink spring	1

JULY, 1989

COPYRIGHT © 1989---

FORD MOTOR
COMPANY

---DEARBORN, MICHIGAN

NEW ISSUE

1990/
TRUCK SERIES 600/900

YEAR	MODEL/RESTRICTIONS	PART NUMBER	DESCRIPTION	QTY.
9288 LINE ASSY. (FUEL TANK LINE TO FUEL PUMP FLEXIBLE)-Also refer to group 9324 - Cont'd				
90	L series-all-6 cyl. 610 (10.0) dsl.	E7HZ 9288-A	#E7HT 9B286-AA-w/R.H. 75 gal. stl. or alum. type "D" tank	1
90	L series-all-6 cyl. 610 (10.0) dsl.	E7HZ 9288-B	#E7HT 9B286-BA w/150 gal. type "D" tank	1
90	C600/800 - - Cat. diesel	374503-S	(II-64)-adapter (fuel supply line and fuel return line)-1/8"-27 std. taper pipe thread male and 1/4"-18 std. taper pipe thread female	2
9J288 SEPARATOR ASSY. (FUEL/WATER)-also refer to groups 9J305, 9J308, 9A343 & 9D917				
90	CF600/700 - - FTO diesel-exc. Canada	E7HZ 9J288-B		1
90	CF600/700 - - FTO diesel-Canada	E7HZ 9J288-C		1
90	B-F-FT600/900 - - FTO diesel-6 cyl. 401, 476	E7HZ 9J288-A	Uses E7HZ 9N184-A filter	1
90	L-LN-LNT-LT-LTS800 - - FTO diesel-6 cyl. 476			1
90	B-F-FT600/900 - - w/FTO eng.	E6HZ 9J288-C	Water seperator only-cold weather only-filter & bowl	1
90	CF600/800 - - w/FTO eng.			
90	L-LN-LS-LT-LNT-LTS600/800 - - w/FTO eng.			1
9289 TUBE ASSY. (FUEL)				
90	B-C-F-FT600/700 - - 8 cyl. 370, 429 gas	E5TZ 9289-A	Att. 9510 to 9C968	1

9B289 VALVE ASSY. (AIR BY-PASS)

For Model Application, refer to Calibration Parts Lists in Section 93A

IDENTIFICATION CHART

(Arranged according to Identification Number)

IDENTIFICATION	PART NUMBER	IDENTIFICATION	PART NUMBER
9B289 VALVE ASSY. (AIR BY-PASS)			
E1TE 9B289-EA	D8FZ 9B289-A *CX-222	E5TE 9B289-CA	E5HZ 9B289-B *CX-1103
E1TE 9B289-GA	E1TZ 9B289-C *CX-560	E8TE 9B289-AA	E8TE 9B289-A *CX-1303

YEAR	MODEL/RESTRICTIONS	PART NUMBER	DESCRIPTION	QTY.
9B290 BRACKET (AIR BY-PASS VALVE)				
90	B600/700,C600/800,CT800, F-FT600/800,L800,LN600/800,	D9HZ 9B290-A	#D9TE 9C486-AB	1
9J290 HOSE ASSY. (FUEL FILTER INLET)				
90	CF600/700 - - 6 cyl. 401 diesel- exc. 165 H.P.	E6HZ 9J290-A		1
90	CF600/800 - - 6 cyl. 401 FTO diesel-165 H.P.	E9HZ 9J290-A		1
90	CF700/800 - - 6 cyl.-476- 7.8L-FTO diesel	E9HZ 9J290-B		1
9R290 SLEEVE (OIL PUMP TUBE)				
90	B-F-FT600/900 - - FTO diesel-6 cyl. 401, 474	E7HZ 9R290-A	1-29/32" long-1-3/32" dia.	1
90	CF600/800 - - FTO diesel- 6 cyl. 401, 474			1
90	L-LN-LNT-LT-LTS800 - - FTO diesel-6 cyl. 401, 474			1
9291 TUBE (FUEL)				
90	Truck	E0AZ 9291-A	1/4" O.D.-steel-25 ft. roll	AR
90	Truck	E0AZ 9291-B	5/16" O.D.-steel-25 ft. roll	AR
90	Truck	E0AZ 9291-C	3/8" O.D.-steel-25 ft. roll	AR

1990/
TRUCK SERIES 600/900

YEAR	MODEL/RESTRICTIONS	PART NUMBER	DESCRIPTION	QTY.
9C291 SHIELD (FUEL TUBE)				
90	CF600/700 -- 6 cyl. 401- diesel-w/horizontal exhaust system	E6HZ 9C291-A		1
90	CF600/700 -- 6 cyl. 401- diesel-w/vertical exhaust system	E6HZ 9C291-B		1
90	CF700/800 -- 6 cyl. 476- FTO diesel	E7HZ 9C291-A	#87HU 9C291-AA-use w/dual tanks	1
90	L-LN-LNT-LT-LTS800 -- 8 cyl. 636 Cat. 3208T diesel	E3HZ 9C291-A	#E3HT 9C291-AA	1
9F291 WIRE ASSY. (EXTENSION OIL PRESSURE)				
90	CF600/700 -- 6 cyl. 401,476 diesel	E6HZ 9F291-B		1
90	L-LN-LL-LTL900 -- w/cat. 3176, 3306	F0HZ 9F291-A	#F0HT-AA	1
9J291 HOSE ASSY. (FUEL FILTER OUTLET)				
90	CF600/700 -- 6 cyl. 401- diesel-w/horizontal exhaust system -exc. 165 H.P.	E6HZ 9J291-A		1
90	CF600/700 -- 6 cyl. 401 diesel-w/vertical exhaust system -exc. 165 H.P.	E6HZ 9J291-B		1
90	CF600/700 -- 6 cyl. 401 FTO diesel-165 H.P.	E9HZ 9J291-B		1
90	CF700/800 -- 6 cyl. 476 7.8L-FTO diesel	E9HZ 9J291-A	#87HU-BA-use w/single tank tractors	1
9D293 SPRING (FUEL SHUT OFF PLUNGER)				
90	CF600/700 -- 6 cyl. 401 diesel	E6HZ 9D293-A	#Yellow paint	1
9E295 WIRING ASSY. OIL TEMP. INDICATOR				
90	L-LS-LT-LTS -- 6 cyl. 610 (10.0L) diesel	E8HZ 9E295-A	#E8HT-AA	1
90	L-LL-LN-LT-LTL -- w/cat. 3176	F0HZ 9E295-A	#F0HT-AA	1
90	LS-LTS -- w/cat. 3176	F0HZ 9E295-B	#F0HT-BA	1
9W295 ADAPTOR (OIL PRESSURE TUBE TO CYLINDER)				
90	CF600/700 -- 6 cyl. 401 -diesel	E6HZ 9W295-A		1
9D297 TUBE-INTERMEDIATE (FUEL RETURN TO TANK)				
90	B600/800 -- 6 cyl. 401, 476 FTO diesel	E7HZ 9D297-A	#E7HT 9D297-AB	1
9R297 PLUNGER ASSY. (FUEL SHUT-OFF VALVE SOLENOID)				
90	B-CF-F-FT600/900 -- 6 cyl. 401,476 diesel	E6HZ 9R297-A		1
90	L-LN-LS-LT-LNT-LTS800 -- 6 cyl. 476 diesel			1
9B298 VALVE ASSY. (ANTI BACK FIRE)				
90	B-F-FT600/800 -- 8 cyl. 370, 429 gas	E5TZ 9B298-A	#E5TE 9B298-AA	1
9R298 SEAL (SOLENOID PLUNGER FUEL SHUT-OFF VALVE)				
90	B-CF-F-FT600/900 -- 6 cyl. 401,476 diesel	E6HZ 9R298-A		1
90	L-LN-LS-LT-LNT-LTS800 -- 6 cyl. 476			1
9H299 HOSE AIR BYPASS (INLET LOWER)				
90	B-C-F-FT600/800 -- 8 cyl. 370, 429 gas	E5HZ 9H299-A	#E5HE 9H299-AB,AC	1
9R299 COIL ASSY. (SOLENOID FUEL SHUT-OFF VALVE)				
90	B-CF-F-FT600/900 -- 6 cyl. 401	E6HZ 9R299-A		1
90	L-LN-LS-LT-LNT-LTS800 -- 6 cyl. 476			1

1990/
TRUCK SERIES 600/900

YEAR	MODEL/RESTRICTIONS	ENGINE		PART NUMBER	DESCRIPTION	QTY.
		CYL.	C.I.D. (C.C.D.)			
9R300 SPRING (FUEL SHUT OFF VALVE SOLENOID)						
90	CF600/700	6	401	E6HZ 9R300-A		1
90	B600/700,F600/800,FT900, L-LN-LS-LT-LNT-LT800 - - FT0 diesel	6	401,476			1
9B303 BRACKET (FUEL TUBE SUPPORT)						
90	CF600/700	6	401	E6HZ 9B303-A		1
90	CF600/700	6	401	E6HZ 9B303-B		1
9J305 VALVE ASSY. (FUEL SEDIMENT DRAIN)						
90	B-F600/700 - - FT0 diesel	6	401	E7HZ 9J305-A		1
90	B700,F600/800,FT900, L-LN-LNT-LT-LTS800 - - FT0 diesel	6	476			1
90	CF600/700	6	401			1
9E306 WIRE ASSY. (FUEL VALVE FEED)						
90	L-LT-LTL-LTS - - w/Cat. 3406-diesel	6	893	E4HZ 9E306-C	#E4HT 9E306-CA	1
90	LN-LNT - - w/Cat. 3406 diesel	6	893	E8HZ 9E306-A	#E8HT 9E306-AA	1
9A307 RETAINER ASSY. (FUEL TANK SENDING UNIT)						
90	L800/900, LN700/900, LNT-LT-LTS800/900 - - gas	6&8	All	D3HZ 9A307-A	#D3HA 9F307-AA, AB-use with 25 gallon plastic fuel tank	1
90	LN700/800 - - diesel	8	All			1
9J308 SENSOR ASSY. (FUEL WATER DETECTOR)						
90	CF600/700	6	All	E7HZ 9J308-B		1
90	B-F600/700 - - FT0 diesel	6	401	E7HZ 9J308-A		1
90	B700,F600/800,FT900, L-LN-LNT-LT-LTS800 - - FT0 diesel	6	476			1
9W309 HOSE (FUEL FILTER DRAIN)						
90	CF700/800	6	474	E7HZ 9W309-A		1
9W310 BRACKET (FUEL FILTER DRAIN HOSE)						
90	CF700/800	6	474	E7HZ 9W310-A		1
9N312 TUBE (FUEL TANK CONNECTOR) - also refer to group 9236						
9E315 SUPPORT ASSY. (THROTTLE CONTROL LEVER)						
90	L-LN-LNT-LT-LTS900 - - Cummm. diesel	6	855	E4HZ 9E315-B	#E4HT 9E753-CA, E5HT 9E753-AA	1
90	CL-CLT900 - - Cummm. diesel	6	855,1150			1
90	L-LN-LNT-LT-LTL-LTS900 - - Cat. 3406 diesel	6	893	E4HZ 9E315-A	#E4HT 9E753-BA	1
90	CL-CLT900 - - Cat. 3406 diesel	6	893			1
9D319 BRACKET (FUEL LINE SUPPORT)						
90	B-F600/700,F600/800,FT900, L-LN-LNT-LT-LTS800 - - FT0 diesel	6	401,476	E7HZ 9D319-A		1
9E320 INSERT (FUEL TUBE CLAMP)						
90	CF600/700	6	401	E8HZ 9E320-A		8
90	B-F600/700	6	401			8
90	B700,F700/800,L-LN-LNT-LS- LTS800,FT900	6	476			8
9B321 COUPLING (FRAME FUEL LINE)						
90	B-C-F600/700	8	370,429	E1HZ 9B321-A	3/4-16 external thread-1/4-18 internal threads-both ends	1
90	B-C-F600/700	8	370,429	D9HZ 9B321-A	Used as air line fitting-1.00-14 external thread- 3/8-18 internal threads-both ends	1
90	B-C-F600/700	8	370,429	389697-S101	(II-225-F) elbow 1/2-45° flare x 1/4" ext pipe 90°-alt coupling to fuel line	1

1990/
TRUCK SERIES 600/900

YEAR	MODEL/RESTRICTIONS	ENGINE		PART NUMBER	DESCRIPTION	QTY.
		CYL.	C.I.D. (C.C.D.)			
9324 HOSE (FUEL)-Improvise from bulk hose shown below - also refer to groups 9288,9A289						
90	All	6&8	All	E1PZ 9324-A	*KFL-1-A-3/8" tube size-25 ft. roll	AR
				E1PZ 9324-B	*KFL-2-A-5/16" tube size-25 ft. roll	AR
				D1PZ 9324-A	*KFL-3-3/16" tube size-25 ft. roll	AR
				E1PZ 9324-C	*KFL-4-A-1/4" tube size-25 ft. roll	AR
				D1PZ 9324-C	*KFL-5-1/2" tube size-25 ft. roll	AR
				D9PZ 9324-B	*KFL-6-A-5/8" tube size-25 ft. roll	AR
				D9PZ 9324-A	*KFL-7-A-3/4" tube size-25 ft. roll	AR
90	B600/700,C600/800,F600/800	8	370,429	E1FZ 9324-F	Moulded elbow 1/4" tube size-20" long	2
90	B600/700,C600/800,F600/800, FT-L800,LN600/800,LT-LNT800	8	370,429	E5HZ 9324-A	Moulded elbow-1 1/2" x 40" long-1/4" tube size	1
9C327 HOSE ASSY. (FUEL RETURN)						
90	CF600/700 -- exc. 117" W/B	6	401	E6HZ 9C327-A	42 1/2" overall length-7/16 x 20 thread on each end	1
90	CF700/800 -- 117" W/B	6	All	E8HZ 9C327-A		1
90	CF700/800 -- exc. 117" W/B	6	All	E8HZ 9C327-B	19 1/4" overall length	1
9B328 SEPARATOR (FUEL VAPOR)						
90	B700	8	429	D9HZ 9B328-A		1
9C330 TUBE ASSY. (FUEL FILTER TO FUEL PUMP)						
90	CF600/700	6	401	E6HZ 9C330-B	Diesel	1
90	CF600/700 -- 185 H.P.	6	401	E8HZ 9C330-A	Diesel	1
90	CF700/800	6	476			1
90	B-F600/700	6	401			1
90	B700,F700/800,L-LN-LNT- LS-LT-LTS800,FT900	6	476			1
90	B-F600 -- FT0 diesel-160 H.P.	6	401	E7HZ 9C330-D	Diesel	1
9N332 ELBOW (FUEL FILTER TO FUEL PUMP HOSE)						
90	L-LN-LNT-LT-LS-LTS900 -- L10 diesel	6	611	E7HZ 9N332-A		1
9C333 PLATE (FUEL TUBE CLAMP)						
90	CF600/700	6	401	E6HZ 9C333-A		2
90	CF700/800	6	476			2
90	B-F600/700 -- FT0 diesel	6	401			2
90	B700,F700/800,FT900, L-LN-LS-LNT-LT-LTS800 -- FT0 diesel	6	476			2
9E333 WIRING ASSY. (FUEL VALVE SOLENOID CONTROL EXTENSION)						
90	C-CT800, LN600/700 -- Detroit 990 diesel	8	501	E1HZ 9E333-A	#E1HT 9E333-AC	1
9C334 CLAMP (FUEL TUBE)						
90	CF600/700	6	401	E6HZ 9C334-A		2
90	CF700/800	6	476			2
90	B-F600/700 -- FT0 diesel	6	401			2
90	B700,F700/800,FT900, L-LN-LS-LNT-LT-LTS800 -- FT0 diesel	6	476			2
9A335 BRACKET ASSY. (FUEL FILTER)						
90	CF600/700	6	401	E6HZ 9A335-A		1
9B339 FITTING (OIL PRESSURE SENDER TO ENGINE)						
90	L-LN-LNT-LT-LTS900 -- Detroit diesel	6&8	All	C1TZ 9B339-A	Use w/engine warning system	1
90	CF600/700	6	401	E6HZ 9B339-A		1

1990/
TRUCK SERIES 600/900

YEAR	MODEL/RESTRICTIONS	ENGINE		PART NUMBER	DESCRIPTION	QTY.	
		CYL.	C.I.D. (C.C.D.)				
9A343 STRAINER KIT (FUEL FILTER BOWL)							
90	B-F600/700 -- FT0 diesel	6	401	E7HZ 9A343-A		1	
90	B700,F600/800,FT900, L-LN-LS-LNT-LT-LTS800 -- FT0 diesel	6	476				
90	CF700/800	6	401			1	
9344 SWITCH ASSY. (ELECTRIC FUEL PUMP OIL PRESSURE)							
90	C700/900, CT800/900, F700/800, FT800,L800/900, LN600/900, LNT-LT-LTS800/900 -- gas	8	All	E0HZ 9344-A	#E0HT 9344-AA-1/4"-18 male pipe thread	1	
90	B600/700	8	All			1	
90	L series-all with hour meter	All	All			1	
90	C700/900,CT800/900,F700/800, FT800,L800/900,LN600/900, LNT-LT-LTS800/900 -- gas	8	All	372210-S100	(II-40-D)- adaptor (switch assy. to engine)-1/8"-27 male pipe thread and 1/4"-18 female pipe thread	1	
90	B600/700	8	370,429			1	
9345 RELAY ASSY. (ELECTRIC FUEL PUMP)							
90	B-F600/900 -- Detroit 990 diesel	8	501		Refer to group 9P704		
90	B600/700,F600/800	8	370,429	*	Refer to group 19D592		
9350 PUMP ASSY. (FUEL)							
ELECTRIC							
90	C600/900,CT800/900,F600/800, FT800,L800/900, LN600/900, LNT-LT-LTS800/900 -- gas	8	All	C2TZ 9350-C	Electric (top mounted in tank)	1or2	
90	B600/700	8	370,429			1	
9350 PUMP ASSY. (FUEL PRIMER)							
90	CF600/800,CT800 -- FT0 diesel	6	401,476	E6HZ 9350-A	Attaches to 9A543-used only on Bosch "P" type fuel injection pump-do not use on "A" type pump	1	
90	B-F-LN700 -- FT0 diesel	6	401			1	
90	B700,F700/800,FT900,L-LN-LS- LNT-LT-LTS700/800 -- FT0 diesel	6	476			1	
9A350 WIRING ASSY. (FUEL PUMP)							
90	F600/900 -- gas	8	All	E5HZ 9A350-N	#E5HT 9A350-GD-use with 35 or 50 gallon R.H. step tank-used with engine mounted oil pressure switch	1	
90	F600/900 -- gas	8	All	E5HZ 9A350-L	#E5HT 9A350-HD-use with 35 or 50 gallon L.H. step tank-used with remote mounted oil pressure switch	1	
90	F600/900 -- gas	8	All	E9HZ 9A350-A	#E9HT 9A350-AA-used with 35 or 50 gallon dual step tanks-used with remote mounted oil pressure switch	1	
90	F600/900, B600/700 -- gas- with hydraulic brakes	8	All	F0HZ 9A350-A	#F0HT 9A350-AA-use with 35 or 50 gallon rectangular step tank	1	
90	F600/900, B600/700 -- gas- with air brakes	8	All	F0HZ 9A350-B	#F0HT 9A350-BA-use with 35 or 50 gallon rectangular step tank	1	
90	B600/700 -- gas	8	All	E5HZ 9A350-M	#E5HT 9A350-FD	1	
YEAR	MODEL / RESTRICTIONS	ENGINE		PART NUMBER	DESCRIPTION	● Fuel Pump Catalog Symbol	QTY.
		CYL.	C.I.D.				
9A362 COVER (FUEL PUMP CONNECTION BLOCK)							
90	C600/900,CT800/900,F600/800, FT800,L800/900,LN600/900, LNT-LT-LTS800/900 -- gas	8	All	C1TF 9A362-A			1or2
90	B600/700	8	370,429				1or2
9A363 BLOCK (FUEL PUMP CONNECTION)							
90	C600/900,CT800/900,F600/800, FT800,L800/900,LN600/900, LNT-LT-LTS800/900 -- gas	8	All	C1TF 9A363-A			1or2
90	B600/700	8	370,429				1or2

1990/
TRUCK SERIES 600/900

YEAR	MODEL/RESTRICTIONS	ENGINE		PART NUMBER	DESCRIPTION	QTY.
		CYL.	C.I.D. (C.C.D.)			
9A364 WASHER (FUEL PUMP DISCHARGE HOSE RETAINER GASKET)						
90	C600/900, CT800/900, F600/800, FT800, L800/900, LN600/900, LNT-LT-LTS800/900 -- gas	8	All	C2TZ 9A364-A	Use w/top mounted electric fuel pump or mechanical fuel pump	1or2
90	L800/900, LN600/900, LNT-LT-LTS800/900 -- gas--with ev/em	8	All		Use with 25 gallon plastic tank	1
90	F600/800, FT800, F900	8	All		Use with 30 gallon step and 50, FT800 gallon rectangular step fuel tank	1
90	B600/700	8	370,429			1
90	C600/800, CT800 -- gas--without ev/em	8	All	C4TZ 9A364-A	Use with 18 or 30 gallon fuel tank and mechanical fuel pump	1
90	L800/900, LN600/900, LNT-LT-LTS800/900 -- gas--without ev/em	8	All		Use with 18 or 25 gallon fuel tank	1
90	C600/800, CT800 -- gas--with ev/em	8	All		Use with 18 or 30 gallon fuel tank and mechanical fuel pump	1
90	L800/900, LN600/900, LNT-LT-LTS800/900 -- gas--with ev/em	8	All		Use with 18 or 25 gallon plastic tank	1
90	B600/700, F600/800, FT800 --with ev/em	8	All		Use with 18 or 30 gallon frame mtd. tank w/mechanical fuel pump	1
90	F600/800, FT800	8	All		Use with 30 gallon step and 50, FT800 gallon rectangular step fuel tank with mechanical fuel pump	1
90	B600/700	8	370,429			1
YEAR	MODEL / RESTRICTIONS	ENGINE		PART NUMBER	DESCRIPTION	QTY.
		CYL.	C.I.D. (C.C.D.)			
9365 ELEMENT ASSY. (FUEL FILTER)						
90	C-CT-L-LN-LNT-LT-LTS900	6&8	All	E1HZ 9365-A	*FD-263--(spin on type)--used on E1HZ 9155-A	1
90	CF600/700 -- diesel	6	All	E7HZ 9365-A		2
90	B-F600/700	6	All			2
90	CF700/800	6	All			2
90	B700, F700/800, FT900	6	All			2
90	L-LL-LN-LS-LT-LTS-LNT800 -- FTO diesel	6	All			2
90	B600/700, C-F-LN600/800, CL-L-LNT-LT800	8	370,429	E6HZ 9365-C	#FG-859-A--(spin on type)	1
YEAR	MODEL/RESTRICTIONS	ENGINE		PART NUMBER	DESCRIPTION	QTY.
		CYL.	C.I.D. (C.C.D.)			
9A372 CABLE ASSY. (FUEL PUMP CONNECTION)						
90	C600/900, CT800/900, F600/800, FT800, L800/900, LN600/900, LNT-LT-LTS800/900 -- gas	8	All	C1TF 9A372-A		1or2
90	B600/700	8	370,429			1or2
9A373 GASKET (FUEL PUMP CONNECTION BLOCK)						
90	C600/900, CT800/900, F600/800, FT800, L800/900, LN600/900, LNT-LT-LTS800/900 -- gas	8	All	C1TF 9A373-A	5/16" I.D. x 1/2" O.D. x 1/8" thick	1or2
90	B600/700	8	370,429			1or2

● Fuel Pump Catalog Symbol

**1990/
TRUCK SERIES 600/900**

YEAR	MODEL/RESTRICTIONS	ENGINE		PART NUMBER	DESCRIPTION	QTY.
		CYL.	C.I.D. (C.C.D.)			
9A373 GASKET (FUEL PUMP CONNECTION BLOCK) — Cont'd						
90	C600/900,CT800/900,F600/800, FT800,L800/900,LN600/900, LNT-LT-LTS800/900 -- gas	8	All	C1TF 9A373-B	1/8" I.D. x 11/32" O.D. x 3/32" thick	1or2
	B600/700	8	370,429			1or2
9A375 GASKET (FUEL PUMP DISCHARGE HOSE RETAINER)						
90	C600/900,CT800/900,F600/800, FT800L800/900,LN600/900, LNT-LT-LTS800/900 -- gas- without ev/em	8	All	C2TZ 9A375-A	Use w/top mounted electric fuel pump or mechanical fuel pump	1or2
	B600/700	8	370,429			1or2
90	B600/700, C600/800,CT800, F600/800,FT800 -- with ev/em	8	All	C4TZ 9A375-A	5/8" I.D. x 7/8" O.D.-use with 18 or 30 gallon frame mtd. fuel tank	1
90	L800/900,LN600/900, LNT-LT-LTS800/900 -- with ev/em				Use with 18 or 25 gallon plastic tank	1
9B375 CONNECTOR (FUEL LINE)						
90	CF600/700	All	All	E7HZ 9B375-A		1
90	CF600/700	All	All	E7HZ 9B375-B	Insert fuel tube	2
9A376 HOSE ASSY. (FUEL PUMP TO DISCHARGE FITTING)						
90	C700/900, CT800/900, F700/800,FT800 -- gas	8	All	C2TZ 9A376-A	Use w/top mounted electric fuel pump and saddle tank-22 1/8" long	2
	B600/700	8	370,429			1or2
9A382 STRAP (FUEL PUMP CONNECTION BLOCK)						
90	C600/900, CT800/900, F600/800, FT800,L800/900, LN600/900, LNT-LT-LTS800/900 -- gas	8	All	C1TF 9A382-A		1or2
	B600/700	8	370,429			1or2
9A388 SWITCH ASSY. (FUEL PUMP MANUAL CONTROL)						
90	C600/900, CT800/900, F600/800, FT800,L800/900, LN600/900, LNT-LT-LTS800/900 -- gas	8	All	D3TZ 9A388-A		1
90	CL-CLT900 -- Cat. 3406 diesel	6&8	All			1
90	LTL900 -- diesel	8	All			1
90	L800/900, LN600/900, LNT-LT-LTS800/900 -- gas	8	All	D0HZ 9A388-A	Use w/electric fuel pump and city delivery instrument panel-(FUEL PRIMER)	1
9A389 NUT (FUEL PUMP MANUAL CONTROL)-Also refer to group 11650						
90	B600/700, C600/900, CT800/900, L800/900, LN600/900, LNT-LT-LTS800/900	6&8	All	B6TZ 9A389-A	Bezel (emergency warning lamp switch)	1
9C397 CHECK BALL CAP KIT (VENT PLUG FUEL WATER SEP)						
90	CF600/700	6	401	E6HZ 9C397-A		1
90	CF700/800	6	476			1
90	B-F600/700 -- FT0 diesel	6	401	E7HZ 9C397-A		1
90	B700,F600/800,FT900, L-LN-LS-LNT-LT-LTS800 -- FT0 diesel	6	476			1
9A406 CLAMP ASSY. (FUEL PUMP MOUNTING)						
90	C600/900, CT800/900, F600/800,FT800,L800/900,LN600/900, LNT-LT-LTS800/900 -- gas	8	All	C2TZ 9A406-A	Use w/top mounted electric fuel pump	1or2
	B600/700	8	370,429			1or2

1990/
TRUCK SERIES 600/900

YEAR	MODEL/RESTRICTIONS	ENGINE		PART NUMBER	DESCRIPTION	QTY.
		CYL.	C.I.D. (C.C.D.)			
9A408 EXTENSION (FUEL PUMP MOUNTING BRACKET)						
90	C600/900, CT800/900, F600/800, FT800, L800/900, LN600/900, LNT-LT-LTS800/900 -- gas	8	All	C2TZ 9A408-A	Use w/top mounted electric fuel pump and 50 or 60 gallon cylindrical tank, 50 or 75 gallon D type round step tank	2 or 4
90	B600/700	8	370,429			2 or 4
90	L800/900, LN600/900, LNT- LT-LTS800/900 -- gas	8	All	DOHZ 9A408-A	Use w/25 gallon plastic tank and electric fuel pump	1
9424-5 MANIFOLD (INTAKE)						
90	B-C-F-LN600/700 -- with 2/B carb.	8	370	D9TZ 9424-B		1
90	B600/700, C600/800, CT800, F600/800, FT800, L800, LN600/800, LNT-LT-LTS800 -- with 4/B carb.	8	370,429	D9TZ 9424-C		1
90	CF600/700 -- 170 H.P.	6	401	E8HZ 9424-A	Diesel	1
90	CF700 -- 185 H.P.	6	476			1
90	B-F600 -- 160 H.P.	6	401			1
90	B-F-LN700 -- 170 H.P.	6	401			1
90	B-F700/800, L-LN-LS700/800 -- 185 H.P.	6	476			1
90	B700, F800, FT900 -- 225 H.P.-- Calif.	6	476	E8HZ 9424-B	Diesel	1
90	L-LN-LNT-LT-LS-LTS800 -- 225 H.P.--Calif.	6	476			1
90	F800, FT900, L-LN-LNT-LT-LS- LTS800 -- 240 H.P.	6	476			1
90	CF700/800, CFT800 -- 210 H.P.	6	476	E7HZ 9424-D	Diesel	1
90	B700, F700/800, FT900 -- 210 H.P.	6	476			1
90	L-LN-LNT-LT-LS-LTS700/800 -- 210 H.P.	6	476			1
90	CF600/700 -- diesel	6	401	304722-S2	(BB-154-B) bolt (att intake manifold) 3/8"-16- x 1 1/4"	13
90	CF600/700 -- diesel	6	401	U800806-5	(AI-4) fitting (intake manifold) 3/4"-14- (3/4" tube)	1
9426 Refer to group 9430						
9S426 CAP (EXHAUST AIR SUPPLY SILENCER)						
90	B600/700, C600/800, F600/800, FT800	8	370,429	E5TZ 9S426-A		2
9A427 VALVE ASSY. (EXHAUST CONTROL)						
90	CF600/700	6	401	E6HZ 9A427-A		1
9G427 SILENCER (EXHAUST AIR SUPPLY REED VALVE)						
90	B-C-F600/800, FT800	8	390,429	E5HZ 9G427-C	#E5HE 9G427-CA	1
9W428 BRACKET (EXHAUST AIR SUPPLY SILENCER)						
90	B-C-F600/800, FT800	8	370,429	E5HZ 9W328-B	#E5HE 9H467-AA, AB	1
9430-1 MANIFOLD (EXHAUST)						
90	B600/700, C600/800, CT800, F600/800, FT800, L800, LN600/800, LT-LNT800	8	370,429	F0HZ 9430-A		2

1990/
TRUCK SERIES 600/900

YEAR	MODEL/RESTRICTIONS	ENGINE		PART NUMBER	DESCRIPTION	QTY.
		CYL.	C.I.D. (C.C.D.)			
9430-1 MANIFOLD (EXHAUST) — Cont'd						
90	CF600/700	6	401	E7HZ 9430-A	Front	1
90	CF700/800	6	476			1
90	B-F600/700 -- FTO diesel	6	401			1
90	B700,F700/800,FT900, L-LN-LS-LT-LTS-LNT800 -- FTO diesel	6	476			1
90	CF600/700	6	401	E7HZ 9431-A	Rear	1
90	CF700/800	6	476			1
90	B-F600/700 -- FTO diesel	6	401			1
90	B700,F700/800,FT900, L-LN-LS-LT-LTS-LNT800 -- FTO diesel	6	476			1
90	CF600/700	6	401	300886-S36	(BB-160-A) bolt (manifold to head) 3/8"-16 x 2 3/4"	11
90	CF600/700	6	401	390452-S36	(WW-97-J) stud (manifold to head) 5/16"-18 x 3/8"-16 x 3 1/2" shoulder	1
90	CF600/700	6	401	378881-S	(XX-345-B) washer (manifold to head) 3/8" lock tab	12
90	All	8	370,429	390528-S2	(WW-122-C) stud (manifold to head) 3/8"-16 x 2 23/64"	3
90	All	8	370,429	390529-S2	(WW-135-D) stud (manifold to head) 3/8"-16 x 2 1/4"	14
90	All	8	370,429	390530-S2	(BB-416-BF) bolt (manifold to head) 3/8"-16 x 1 1/4"	10
90	B600/700, C600/800, CT800, F600/800,FT800,L800, LN600/800,LNT-LT-LTS800	8	370,429	381733-S	(WW-132) stud (manifolds to head)-3/8"- 16-16 x 2 23/64"	4
90	CF700/800	6	All	390492-S2	(BB-518-C) bolt (manifold to head) 7/16"- 14 x 2 5/8" hex flange head	12
90	B-F-L series with FTO engine	6	All			
9F430 BRACKET (EXHAUST GAS RECIRCULATION RESERVOIR)						
90	B700,F600/800,FT800	8	370,429	E3HZ 9F430-A	#E3HT 9F430-AA	1
90	F600/800,B700,FT800	8	370,429	E5HZ 9F430-B		1
9W430 BRACKET ASSY. (EXHAUST)						
90	CF600/700	6	401	E6HZ 9W430-A	Retains 9A427	1
9433 GASKET SET (MANIFOLD)						
90	B600/700,C600/800,CT800, F600/800,FT800,L800,LN600/800, LNT-LT-LTS800	8	370,429	D5AZ 9433-C		1
Consists of						
2-E7HE 9A425-AA		Seal		1-E7TE 9C484-AA		Gasket
9E434 COVER (INTAKE MANIFOLD)						
90	B700,CF-F700/800,FT900, L-LN-LNT-LS-LT-LTS800	6	476	E7HZ 9E434-A		1
90	CF700/800	6	476	E7HZ 9E434-B		1
9C435 GASKET (EXHAUST AIR SUPPLY TUBE)						
90	B600/700,C600/800,CT800, F600/800,FT800,L800,LN600/800, LNT-LT-LTS800	8	370,429	D5VZ 9C435-B		2
9J435 HOSE (EXHAUST AIR SUPPLY SILENCER INLET)						
90	B600/700,C600/800, F600/800,FT800	8	370,429	E5HZ 9J435-A	Kraft paper 1 1/2" I.D. x 29 1/2" long	1
9D436 CLAMP (EXHAUST AIR SUPPLY TUBE)						
90	B600/700,C600/800,CT800, F600/800,FT800,L800,LN600/800, LNT-LT-LTS800	8	370,429	D8VZ 9D436-A	Use with D5VY 9B449-A	2
9E436 GASKET (INTAKE MANIFOLD COVER)						
90	CF700/800 -- 210 H.P.	6	476	E7HZ 9E436-A		2
90	B700,F700/800,FT900, L-LN-LS-LNT-LTS800 -- FTO diesel 210 H.P.	6	476			2

1990/
TRUCK SERIES 600/900

YEAR	MODEL/RESTRICTIONS	ENGINE		PART NUMBER	DESCRIPTION	QTY.
		CYL.	C.I.D. (C.C.D.)			
9L437 GASKET (INTAKE MANIFOLD CONNECTOR)						
90	CF600/700	6	401	E7HZ 9L437-A		1
90	CF700 -- 185 H.P.	6	476			1
90	B-F600/700 -- FTO diesel	6	401			1
90	B-F700,F-L-LN-LS800 -- FTO diesel-185 H.P.	6	476			1
9439 GASKET (INTAKE MANIFOLD TO CYLINDER HEAD)						
90	CF600/700	6	401	E7HZ 9439-A		1
90	CF700/800	6	476			1
90	B-F600/700 -- FTO diesel	6	401			1
90	B700,F700/800,FT900, L-LN-LS-LNT-LT-LTS800 -- FTO diesel	6	476			1
90	CF600/700 -- diesel	6	401	E6HZ 9439-A		1
9L443 HOSE (INTAKE MANIFOLD INTERCOOLER WATER)						
90	CF700/800	6	476	E7HZ 9L443-A	Upper	1
90	B700,F700/800,FT900, L-LN-LS-LNT-LT-LTS800 -- FTO diesel	6	476			1
90	CF700/800	6	476	E7HZ 9L443-B	Lower	1
90	B700,F700/800,FT900, L-LN-LS-LNT-LT-LTS800 -- FTO diesel	6	476			1
90	CF700/800	6	476	E7HZ 9L443-C		2
9L444 TUBE (INTAKE MANIFOLD INTERCOOLER WATER-SUPPLY)						
90	CF700/800,CFT800 -- 210 H.P.	6	476	E8HZ 9L444-A	Diesel	1
90	CF700/800,CFT800 -- 210 H.P.	6	476	E8HZ 9L444-A	Diesel	1
90	B-F700/800,FT900,L-LN- LNT-LS-LT-LTS700/900	6	476			1
9B445-6 MANIFOLD ASSY. (EXHAUST AIR SUPPLY)						
90	B600/700,C600/800,CT800, F600/800,FT800,L800,LN600/800, LT-LNT800	8	370,429	E5HZ 9B445-D		2
9K446 HOSE (EXHAUST AIR SUPPLY BYPASS VALVE TO CHECK)						
90	B600/700,C600/800,F600/800, FT800,L800,LN600/800	8	370,429	E5HZ 9K446-C	#E5HE 9K446-CB,CC	1
9447 GASKET (CARBURETOR)-Also refer to groups 9C477, 9A589						
90	B600/700,C600/800,CT800, F600/800,FT800,L800,LN600/800, LNT-LT-LTS800 -- 4/B carb.	8	370,429	E8TZ 9447-A	*CG-536-B-spacer to intake manifold	1
9B447 PULLEY (EXHAUST AIR SUPPLY PUMP)						
90	B600/700,C600/800,CT800, F600/800,FT800,L800,LN600/800, LNT-LT-LTS800	8	370,429	E7HZ 9B447-A	#E7HE 9C480-AA-5" O.D.-single sheave- use with Holley air pump	1
90	B600/700,C600/800,CT800, F600/800,FT800,L800,LN600/800, LNT-LT-LTS800	8	370,429	E7HZ 9B447-B	#E7HE 9C480-BA-5 1/2" O.D.-double sheave- use with Holley air pump	1
9448 GASKET (EXHAUST MANIFOLD)						
90	B600/700,C600/800,CT800, F600/800,FT800,L800,LN600/800, LNT-LT-LTS800	8	370,429	D4VY 9448-A		2
90	CF600/700	6	401	E6HZ 9448-A		2
90	CF600/800 -- diesel	6	401,476	E7HZ 9448-A		2
90	B-F600/700,F800,FT900, L-LN-LT-LTS-LNT800 -- FTO diesel	6	401,476			2

**1990/
TRUCK SERIES 600/900**

YEAR	MODEL/RESTRICTIONS	ENGINE		PART NUMBER	DESCRIPTION	QTY.
		CYL.	C.I.D. (C.C.D.)			
9B449 TUBE ASSY. (EXHAUST AIR SUPPLY)						
90	B600/700,C600/800,CT800, F600/800,FT800,L800,LN600/800, LT-LNT800	8	370,429	E5HZ 9B449-B		1
9450 GASKET (MANIFOLD)-Also refer to group 5C211						
90	L800,LN600/800,LNT-LT-LTS800	8	370,429	C6TZ 9450-C	Exhaust manifold to exhaust pipe-2 1/4" I.D. x 2 3/4" O.D.-19/32" thick-use w/dual exhaust	2
90	B-F700, L800, LN700/800, LNT-LT- LTS800 -- Cat. diesel	8	636	D0HZ 9450-A	Exhaust manifold to exhaust pipe-2 3/4" I.D. x 3 3/8" O.D.-5/8" thick	2
9B450 BRACKET (EXHAUST AIR SUPPLY PUMP MOUNTING)-Also refer to Group 10A313						
90	F600/900	8	370,429	E8HZ 9B450-B		1
90	C600/800	8	370,429	E5HZ 9B450-E	# E5HT 9C476-AB	1
90	B600/700	8	370,429	E5HZ 9B450-G	# E5HT 9C476-DA,DB	1
90	LN600/700	8	370,429	E5HZ 9B450-D	# E5HT 9C476-CA	1
9A451 WIRING ASSY. (FUEL SHUT-OFF SOLENOID FEED)						
90	C-CT800, LN600/700 -- Detroit 990 diesel	8	501	E1HZ 9A451-A	# E8HT 9H589-AA	1
90	C600/800 -- Detroit diesel	8	All	E5HZ 9A451-A	# E4HT 9H589-CA	1
9B452 ARM (EXHAUST AIR SUPPLY PUMP BELT ADJUSTMENT)						
90	B600/700,C600/800,CT800, F600/800,FT800,L800,LN600/800, LNT-LT-LTS800	8	370,429	D9HZ 9B452-A		1
9E453 RESERVOIR ASSY. (EXHAUST GAS RECIRCULATING VACUUM)						

For Model Application, refer to Calibration Parts Lists in Section 93A.

IDENTIFICATION CHART

(Arranged according to Identification Number)

IDENTIFICATION	PART NUMBER	IDENTIFICATION	PART NUMBER
9E453 RESERVOIR ASSY. (EXHAUST GAS RECIRCULATING VACUUM)			
D4DE 9E453-AA	D4DZ 9E453-A	D9AE 9E453-BA	D9AZ 9E453-A
D52E 9E453-AA	D5FZ 9E453-A	E0SE 9E453-BA	E0SZ 9E453-B
D5TE 9E453-AA	D5TZ 9E453-A	E0ZE 9E453-AA	E0ZZ 9E453-A
D6TE 9E453-AA	D6TZ 9E453-A	E1TE 9E453-BA	E1TZ 9E453-B

YEAR	MODEL/RESTRICTIONS	ENGINE		PART NUMBER	DESCRIPTION	QTY.
		CYL.	C.I.D. (C.C.D.)			
9J457 BRACKET (VACUUM MANIFOLD MOUNTING)						
90	B600/700,C600/800,F600/900, FT800	8	370,429	E5HZ 9J457-A	# E5HT 9J457-AA	1
9B458 HOSE (EXHAUST AIR SUPPLY PUMP INLET)						
90	B600/700,C600/800, F600/800,FT800	8	370,429	E5HZ 9B458-C	# E5HE 9B458-CA,CB-long	1
90	B600/700,C600/800, F600/800,FT800	8	370,429	E5HZ 9B458-D	# E5HE 9B458-DA,DB, E8HE 9B458-BA-short	1
9G462 CONNECTOR ASSY. (EXHAUST AIR SUPPLY MANIFOLD)						
90	B600/700,C600/800,CT800, F600/800,FT800,L800,LN600/800, LT-LNT800	8	370,429	E5HZ 9G462-D		8
9H467 SILENCER & BRACKET ASSY. (EXHAUST AIR SUPPLY PUMP)						
90	B600/700,C600/800, F600/800	8	370,429	E5HZ 9H467-F	# E5HE 9H467-FC,FD	1
9F471 TEE (EXHAUST AIR SUPPLY HOSE CONNECTOR)						
90	B600/700,C600/800,CT800, F600/800,FT800,L800,LN600/800, LT-LNT800	8	370,429	E5HZ 9F471-A		1

1990/
TRUCK SERIES 600/900

YEAR	MODEL/RESTRICTIONS	ENGINE		PART NUMBER	DESCRIPTION	QTY.
		CYL.	C.I.D. (C.C.D.)			
9D473 VALVE ASSY. (EXHAUST GAS RECIRCULATION VACUUM CONTROL)						
90	B-C-F-LN600/700 -- with 2/B carb.	8	370	D3TZ 9D473-A	# D3TE-AA, D5ZE-A2A, D5DE 9F454-B1A, D7ZE-A1A, A2A, E1SE-A1A, A2A	1
9474 CONNECTOR (OIL PRESSURE INDICATOR)						
90	C700/800, CT800, L800, LN700/800, LNT-LT-LTS800 -- Cat. 3208 diesel	8	636	EOHZ 9474-A	7/16"-20 male thread one end-5/16"-24 female thread other end-use with oil pressure gauge with 5/16"-24 male thread and tube assy. with 7/16"-20 female thread	1
9A474 FITTING ASSY. (INTAKE MANIFOLD VACUUM OUTLET)						
90	B600/700, C600/800, CT800, F600/800, FT800, L800, LN600/800, LNT-LT-LTS800	8	370,429	C8VY 9A474-B		1

9D474 VALVE ASSY. (EXHAUST GAS RECIRCULATING SOLENOID VACUUM)

For Model Application, refer to Calibration Parts Lists in Section 93A.

IDENTIFICATION CHART

(Arranged according to Identification Number)

IDENTIFICATION	PART NUMBER	IDENTIFICATION	PART NUMBER
9D474 VALVE ASSY. (EXHAUST GAS RECIRCULATION SOLENOID VACUUM)			
D5TE 9D474-BA	D7HZ 9D474-A	D8TE 9D474-B2A	D8TZ 9D474-B
D5TE 9D474-CA	D7HZ 9D474-A	D8UE 9D474-A2A	D8UZ 9D474-A
D5TE 9D474-E2A	D5TZ 9D474-E	E1TE 9D474-AA	E1TZ 9D474-A
D5TE 9D474-E3A	D5TZ 9D474-E	E1TE 9D474-C2A	E1TZ 9D474-C
D5TE 9D474-F2A	D5TZ 9D474-F	E1TE 9D474-C3A	E1TZ 9D474-C
D5TE 9D474-F3A	D5TZ 9D474-F	E2TE 9D474-A2A	E2TZ 9D474-A
D7HE 9D474-AA	D7HZ 9D474-A	E2TE 9D474-B2A	E2TZ 9D474-B
D8TE 9D474-A2A	D8TZ 9D474-A	E2TE 9D474-B3A	E2TZ 9D474-B

1990/
TRUCK SERIES 600/900

9D475 VALVE ASSY. (EXHAUST GAS RECIRCULATION)

To select the correct EGR valve by knowing the identification number only:

- Check the EGR valve, taken from the vehicle, for an identification part number.
- Refer to the Identification Chart below.
- Find the EGR valve identification part number (sequenced numerically) and find the service part number in the adjacent column.

For example:

The service part number for EGR valve identified E08E 9D475-B1A or E08E 9D475-B2A is E0BZ 9D475-B

For Model Application, refer to Calibration Parts Lists in Section 93A.

IDENTIFICATION CHART

(Arranged according to Identification Number)

IDENTIFICATION	PART NUMBER	IDENTIFICATION	PART NUMBER
9D475 VALVE ASSY. (EXHAUST GAS RECIRCULATION)			
D8TE 9D475-A1A	D8TZ 9D475-A *CX-302	E2ZE 9D475-B2A	E2ZZ 9D475-B *CX-329-A
D8TE 9D475-A2A	D8TZ 9D475-A *CX-302	E2ZE 9D475-B3A	E2ZZ 9D475-B *CX-329-A
E0TE 9D475-A1A	E0TZ 9D475-A *CX-495	E2ZE 9D475-C2A	E2ZZ 9D475-C *CX-113-B
E0TE 9D475-A2A	E0TZ 9D475-A *CX-495	E2ZE 9D475-C3A	E2ZZ 9D475-C *CX-113-B
E1ZE 9D475-L2A	D8FZ 9D475-D *CX-176-A	E2ZE 9D475-D2A	E2ZZ 9D475-D *CX-176-B
E1ZE 9D475-L3A	D8FZ 9D475-D *CX-176-A	E2ZE 9D475-D3A	E2ZZ 9D475-D *CX-176-B
E1ZE 9D475-R2A	D8FZ 9D475-F *CX-299-A	E2ZE 9D475-E2A	E2ZZ 9D475-E *CX-299-B
E1ZE 9D475-R3A	D8FZ 9D475-F *CX-299-A	E2ZE 9D475-E3A	E2ZZ 9D475-E *CX-299-B
E1ZE 9D475-Y2A	E0FZ 9D475-A *CX-438	E2ZE 9D475-F2A	E2ZZ 9D475-F *CX-438-A
E1ZE 9D475-Y3A	E0FZ 9D475-A *CX-483	E2ZE 9D475-F3A	E2ZZ 9D475-F *CX-438-A

YEAR	MODEL/RESTRICTIONS	ENGINE		PART NUMBER	DESCRIPTION	QTY.
		CYL.	C.I.D. (C.C.D.)			
9D476 GASKET (EXHAUST GAS RECIRCULATION VALVE)						
90	B600/700,C600/800,CT800, F600/800,FT800,L800,LN600/800, LNT-LT-LTS800	8	370,429	E5DZ 9D476-A	*CG-673	1
9C477 GASKET (CARBURETOR TO INTAKE MANIFOLD SPACER)-also refer to groups 9447, 9A589						
90	B600/700,C600/800,CT800, F600/800,FT800,L800,LN600/800, LNT-LT-LTS800 -- with 4/B carb.	8	370,429	E5HZ 9C477-B	*CG-540-A-E5HE 9C477-BA	1

1990/
TRUCK SERIES 600/900

YEAR	MODEL/RESTRICTIONS	ENGINE		PART NUMBER	DESCRIPTION	QTY.
		CYL.	C.I.D. (C.C.D.)			
9E480 BRACKET (EXHAUST CONTROL VALVE)						
90	B-F600/700,F600/800,L-LN-LT-LTS800,LNT800,CF600/700 -- FTO diesel	6	All	E8HZ 9E480-A		1
90	L700/900,N700/800 -- FTO diesel	6	All	E9HZ 9E480-A	# E9HT 9E480-AB	1
9A484 TUBE (EXHAUST AIR SUPPLY - LOWER)						
80/81	C-CT-L-LN-LNT-LT-LTS900	8	477,534	D5TZ 9A484-A		8
9A486 PUMP ASSY. (EXHAUST AIR SUPPLY)						

For Model Application, refer to Calibration Parts Lists in Section 93A.

IDENTIFICATION CHART

(Arranged according to Identification Number)

IDENTIFICATION		PART NUMBER		IDENTIFICATION		PART NUMBER	
9A486 PUMP ASSY. (EXHAUST AIR SUPPLY)							
E2TE	9A486-C1A	E2TZ	9A486-B *CX-678	E5HE	9A486-AB	E5HZ	9A486-A *CX-1009
E2TE	9A486-C2A	E2TZ	9A486-B *CX-678	E5HE	9A486-CB	E5HZ	9A486-C *CX-1098
E2TE	9A486-EA	E2TZ	9A486-A *CX-708	E7TE	9A486-EA	E7TZ	9A486-E *CX-1310
E4HE	9A486-CA	E4HZ	9A486-C *CX-630-A				

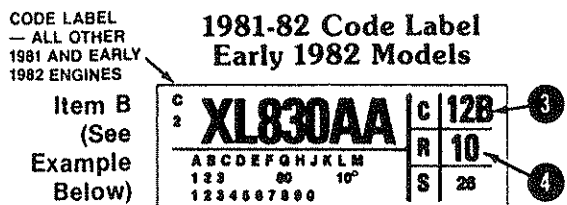
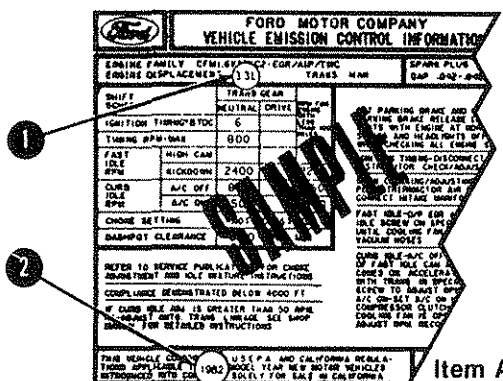
YEAR	MODEL/RESTRICTIONS	ENGINE		PART NUMBER	DESCRIPTION	QTY.
		CYL.	C.I.D. (C.C.D.)			
9A487 VALVE ASSY. (EXHAUST AIR SUPPLY CHECK)						
90	B600/700,C600/800,CT800,F600/800,FT800,L800,LN600/800,LNT-LT-LTS800	8	370,429	D4VY 9A487-A	3/4-14 internal thread one end-hose nipple other end	2
90	B600/700,C600/800,CT800,F600/800,FT800,L800,LN600/800,LNT-LT-LTS800	8	370,429	D4AZ 9A487-A	3/4-14 external thread one end-hose nipple other end	AR
9C490 MANIFOLD ASSY. (VACUUM OUTLET)						
90	B600/700,C600/800,F600/800,FT-L800,LN600/800,LT-LNT800	8	370,429	D6DZ 9C490-B		1
9E491 FILTER (EXHAUST GAS RECIRCULATING VACUUM CONTROL VALVE)						
90	All	All	All	D4AZ 9E491-A		AR
9N491 TUBE ASSY. (INTAKE MANIFOLD INTER COOLER-WATER)						
90	B700,F700/800,FT900,L-LN-LS-LNT-LT-LTS800,CF700,800,CFT800 -- FTO diesel-210 H.P.	6	476	E7HZ 9N491-C		1
9F492 ARM ASSY. (EXHAUST AIR SUPPLY PUMP ADJUSTING)						
90	B-C-F600/800,FT800	8	370,429	E5HZ 9F492-D	# E5HT 9B452-AA	1
90	F600/900	8	370,429	E5HZ 9F492-G	# E5HT 9B452-DA	1
90	C600/800	8	370,429	E5HZ 9F492-F	# E5HT 9B452-CA	1
90	F600/900	8	370,429	E5HZ 9F492-G	# E5HT 9B452-DA	1
90	B600/700	8	370,429	E5HZ 9F492-H	# E5HT 9B452-BA	1
9C497 BRACKET (VACUUM GAUGE MOUNTING)						
90	L800/900, LN600/900, LNT-LT-LTS800/900	8	All	D0HZ 9C497-A		1
90	LN700 -- Cat. diesel	8	All			1
90	B600/700,C600/900,CT800/900,F600/900,FT800	8	All	D5HZ 9C497-A		1
90	F600/800,FT800(84) -- Gas	8	All	E0HZ 9C497-A	# E0HT 9C497-AA	1
90	F600/800,FT800(Regular Cab) -- Gas	8	All	E0HZ 9C497-B	# E0HT 9C497-BA	1

FORD ENGINE CALIBRATIONS DETERMINING VEHICLE CALIBRATION

IMPORTANT NOTE: To determine the CALIBRATION CODE on 1981 and early 1982 production engines, follow steps 1 through 4 as shown and described in Items A and B. To do this, you will be required to look at the Vehicle Emission Decal to determine Steps (1) and (2). For Steps (3) and (4) look at the Calibration Label for

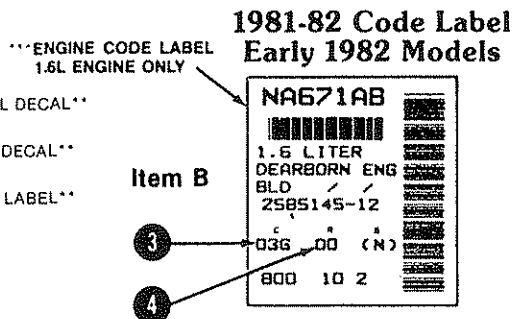
the additional information you'll need. Then follow instructions in steps 1 through 4 listed below. For later production 1982 models you will only need to look at the CALIBRATION CODE Label as shown in Item C, Step 1A.

ALL 1981 AND EARLY 1982 MODELS




NOTE: Some calibrations are carried over from prior model years. If you cannot locate calibration number using "2" prefix, check "1", "0", "9", "8", "7", or "5" prefixes.

- 1 DETERMINE ENGINE DISPLACEMENT FROM EMISSION CONTROL DECAL**
___ ENTER IN BLANK "A" OF EXAMPLE SHOWN BELOW.
 - 2 DETERMINE VEHICLE MODEL YEAR FROM EMISSION CONTROL DECAL**
___ ENTER LAST DIGIT IN BLANK "B". SEE EXAMPLE BELOW.
 - 3 DETERMINE CALIBRATION BASE NUMBER FROM ENGINE CODE LABEL**
___ ENTER NUMBERS AND LETTERS IN BLANK "C".
 - 4 DETERMINE REVISION LEVEL FROM ENGINE CODE LABEL*
___ ENTER IN BLANK "D".
- (A) (B) (C) (D)
- EXAMPLE: ENGINE: 3.3L (200 CID) CALIBRATION 2 — 12B — R10

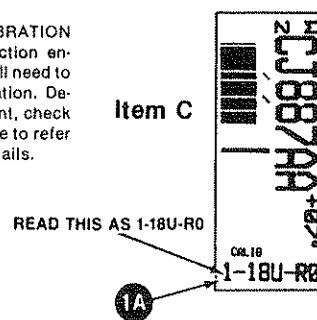


LATE PRODUCTION 1982 (AND LATER) MODELS



IMPORTANT NOTE: These CALIBRATION DECALS affixed to late 1982 production engines, contain all the information you'll need to determine the correct engine calibration. Depending upon the engine displacement, check by looking at Step 1A. You *do not* have to refer to the Vehicle Emission Decal for details.

- READ THIS AS 2-3A-R10
- *Located on engine valve cover. (Yellow or White)
 - **Located on engine valve cover, radiator support bracket, underside of hood or fresh air inlet tube (Gold or Silver), or windshield washer bottle.
 - ***Located on Timing Chain Cover.



NOTE: Calibration codes are listed in computer language. Thus, Read: 00 as 0, 03 as 3, etc.

Once the calibration and revision level are determined, refer to the "Calibration Number to Parts List Cross Reference Chart" on page 2. Calibration numbers are also shown by vehicle and engine application in the "Model Application to Parts List Cross Reference Chart" on page 3. Find the corresponding 1980/ calibration number and the part list number. For detailed part number information, refer to the appropriate Parts List No. in Section 93B.

Example: If the calibration number and revision level shown on the engine code label are "0-01B" and "R0", the Calibration Parts List No. is 1.

P-17955

1990/
TRUCK SERIES 600/900

QTY.	PART NUMBER	DESCRIPTION	QTY.	PART NUMBER	DESCRIPTION
CALIBRATION PARTS LIST NO. 1 (Calibration No. 8-83G-R0)-8 Cyl. 370-2V C.I.D. (6.1L) 1990 B-F600/700			CALIBRATION PARTS LIST NO. 2 (Calibration No. 8-87H-R10)-8 Cyl. 429 C.I.D. (7.0L) 1990 B600/700 1990 F-FT600/800		
1	E5HZ 9B289-A *CX-1102	Valve assy. (thermactor air by-pass) #E5HE 9B289-EA	1	E5HZ 9B289-A *CX-1102	Valve assy. (thermactor air by-pass) #E5HE 9B289-EA
1	E5HZ 9B289-B *CX-1103	Valve assy. (thermactor air by-pass) #E5TE 9B289-CA	1	E5HZ 9B289-B *CX-1103	Valve assy. (thermactor air by-pass) #E5TE 9B289-CA
1	D6DZ 9G328-A	Valve assy. (thermactor idle vacuum) #D6DE 9G328-A1A,A2A	1	D3TZ 9D473-A	Valve assy. (E.G.R. vacuum control)-E.G.R. #E1SE-A1A,A2A, E1SE 9D473-A1A,A2A
1	D3TZ 9D473-A	Valve assy. (E.G.R. vacuum control)-EGR #E1SE-A1A,A2A,E1SE 9D473-A1A,A2A	2	E7TZ 9A486-E *CX-1310	Pump assy. (thermactor) #E7TE 9A486-EA
1	D5FZ 9D473-A	Valve assy. (E.G.R. vacuum control)-Therm #E5TE-A1A,A2A,E1TE 9D473-A1A,A2A	1	E5TZ 9H495-AA *CX-1112-A	Valve and transducer assy. (E.G.R. back pressure) #E5TE 9H495-A2B
2	E7TZ 9A486-E *CX-1310	Pump assy. (thermactor) #E7TE 9A486-EA	1	E8HZ 9510-A	Carburetor assy. #E8HE-AA (Component Parts List No. 95.2N)
1	E5TZ 9H495-AA *CX-1112-A	Valve and transducer assy. (E.G.R. back pressure) #E5TE 9H495-A2B	1	D9HZ 9B650-B	Thermostat (air cleaner air duct) 90-120° F #D9HT 9B650-BA
1	E6HZ 9510-T	Carburetor assy. #E5HE-TC (Component Parts List No. 95.1G)	1	E0HZ 12127-AV *DA-1783	Distributor assy. #D9TE 12127-AVA
1	D9HZ 9B650-B	Thermostat (air cleaner air duct) 90-120° F #D9HT 9B650-BA	1	E3AZ 12A208-D *DY-431	Valve assy. (distributor retard control)- #E3AE-DA Color code: brown and white
1	E5HZ 12127-B *DA-1995	Distributor assy. #E5HE 12127-BA			

1990/
TRUCK SERIES 600/900

YEAR	MODEL/RESTRICTIONS	ENGINE		PART NUMBER	DESCRIPTION	QTY.
		CYL.	C.I.D. (C.C.D.)			
9500	Refer to group 9510 for Carburetor Parts List Instructions					
9501-9C504	Refer to group 9510 for Carburetor Parts List Instructions					
9D504	LEVER (INJECTION PUMP STOP CONTROL)					
90	CF600/800 - FT0 diesel	6	All	E6HZ 9D504-A		1
9B505-9508	Refer to group 9510 for Carburetor Parts List Instructions					
9509-9B509	Refer to group 9510 for Carburetor Parts List Instructions					

9510 CARBURETOR ASSY.

HOW TO IDENTIFY CARBURETORS and RELATED PARTS

To facilitate the identification of parts for a specific carburetor, parts lists or bills of material are provided in Section 95.1 and up of this catalog for each carburetor assembly. It is necessary first to identify the carburetor assembly per the instructions that follow.

Carburetors can be identified by the stamping number shown on the carburetor or on a metal tag attached to the carburetor.

Each carburetor for 1990/ models has an identification tag. An illustration and explanation of the carburetor identification tags are shown on Page 2 of this section.

If either the tag or stamping identification number is known, the related carburetor and carburetor parts list numbers can be determined from the Chart beginning on Page 2 of this section.

Carburetors and related parts lists are also identified by the Engine Calibration number Cross Reference Chart and by Year, Model, and Engine in the Model Application Cross Reference Chart. These charts are shown in Section 93A.

Carburetor illustrations are shown in Illustration Section 95 of Form FP 8473-B.

Parts lists are grouped by type and engine and each group of related carburetor parts lists is shown in a separate section. The section number can readily be identified with the carburetor parts list numbers as shown in the following example:

Carburetor Type	No. of Cyl.	Engine C.I.D.	Parts List Number	Catalog Section No.
Holley 2/B	8	370	1A, 1B	95.1

For ready reference, kit part numbers are shown with the carburetor identification guide. A listing of components for each kit is shown in Section 95A. Refer to the Index at the beginning of Section 95A for page number of service kit.

Carburetor attaching parts are shown at the beginning of their respective parts lists.

To identify the parts for a specific carburetor it is only necessary to refer to the related parts list and parts illustration.

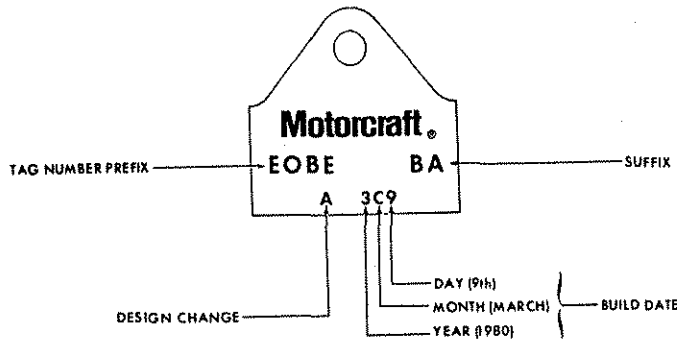
An Alphabetical Index showing a cross-reference between noun description and Basic Group number is located at the beginning of this catalog.

IMPORTANT: ALWAYS FURNISH APPROPRIATE WARRANTY PLATE INFORMATION and DSO NUMBER IF APPLICABLE WHEN ORDERING PARTS NOT LISTED IN THE CATALOG.

1990/
TRUCK SERIES 600/900

9510 CARBURETOR ASSY. cont'd.

CARBURETOR IDENTIFICATION TAG



P.10186A

For Model Application, refer to Calibration Parts Lists in Section 93A.

IDENTIFICATION CHART

IDENTIFICATION	PARTS LIST 95.	PART NUMBER	REPLACED BY	GASKET SET	TUNE-UP KIT	ILLUS. SEC. 95 PAGE
9510 CARBURETOR ASSY.						
E5HE-TC	1A	E6HZ 9510-T		E5PZ 9502-E *CG-681	E5PZ 9A586-FA *CT-1472-A	1
E8HE-AA	2A	E8HZ 9510-A		E3PZ 9502-E *CG-597-B	E8PZ 9A586-A *CT-1566	2
YEAR	MODEL/RESTRICTIONS	ENGINE CYL. C.I.D. (C.C.D.)		PART NUMBER	DESCRIPTION	QTY.
9B510-9514 Refer to group 9510 for Carburetor Parts List Instructions						
9A514 LEVER ASSY. (HAND THROTTLE)-Also refer to group 9725						
90	C-CT800 -- Cat. 3208 diesel	8	636	C9HZ 9A514-A		1
90	CL-CLT900 -- Cat. 3406 diesel	6	893	E4HZ 9A514-B	#E4HT 9805-DA	1
90	CL-CLT900 -- Cum. NTC	6	855	E4HZ 9A514-C	#E4HT 9805-FA	1
90	L-LN-LNT-LT-LTL-LTS900 -- Cum. NTC	6	855			1
90	L-LN-LNT-LT-LTS900 -- Cummins NH and NTC diesel	6	855	358883-S7-8	(NN-128)-pin (hand throttle control lever to engine lever)	1
90	B-F600/800,FT900 -- FTO diesel	6	401,476	E7HZ 9A514-A	#E7HT 9805-BA	1
9R523 BOLT (FUEL INJECTOR TO LEAK OFF CONNECTOR)						
90	CF600/700	6	All	E6HZ 9R523-A		6
90	B-F600/800,FT900 -- diesel	6	401,476			1
90	L-LN-LNT-LS-LT-LTS800 -- diesel	6	476			1
9G524 COVER (FUEL INJECTOR PUMP TIMING)						
90	B-CF-F600/800,FT900 -- diesel	6	401,476	E7HZ 9G524-A		1
90	L-LN-LNT-LS-LT-LTS800 -- diesel	6	476			1
90	CF600/700	6	401	300916-S36	(BB-169-B) Bolt-3/8"-16-4.00" hex hd.-attaches cover-9G524	2
90	CF600/700	6	401	57643-S36	(U-16-B) Screw and washer-3/8"-16 x .62" hex hd.-attaches cover-9G524	5

1990/
TRUCK SERIES 600/900

YEAR	MODEL/RESTRICTIONS	ENGINE		PART NUMBER	DESCRIPTION	QTY.
		CYL.	C.I.D. (C.C.D.)			
9E527 INJECTOR ASSY. (FUEL)						
90	CF700--185 H.P.	6	476	E6HZ 9E527-B		1
90	B-F700/800 -- FTO diesel-185 H.P.	6	476			6
90	L-LN800 -- FTO diesel-185 H.P.	6	476			6
90	B-F-FT700/900 -- FTO diesel-210, 225, 235 H.P.	6	476	E7HZ 9E527-A	Incl. (2) E1TN 9N661-AA washer-(1) E6HZ-9E529-A washer and (1) 87018-S96 "O" Ring	6
90	L-LN-LNT-LS-LT-LTS800 -- FTO diesel-210, 225, 240 H.P.	6	476			6
90	CF700/800--210 H.P.	6	476			1
90	LN700 -- FTO diesel 170 H.P.	6	401	E8HZ 9E527-B	Incl. (2) E1TN 9N661-A washer-(1) E6HZ 9E529-A washer and (1) 87018S96 "O" ring	6
90	CF600/700 -- FTO diesel 170 H.P.	6	401			6
90	B-F600/700 -- FTO diesel 170 H.P.	6	401			6
90	B-F600/700 -- FTO diesel-165 H.P.	6	401	E8HZ 9E527-C	Incl. (2) E1TN 9N661-AA washer-(1) E6HZ 9E529-A washer-(1) 87018S96 "O" ring	6
90	B-F-LN700/800 -- 185 H.P. "From 3/89"	6	401	E9HZ 9E527-A	Incl. (2) E1TN 9N661-AA washer, (1) E6HZ 9E529-A washer and (1) 87018-S96 "O" ring	6
90	L-LS800 -- 185 H.P. "From 3/89"	6	401			6
90	B-F-FT700/900 -- 270 H.P. "From 3/89"	6	476	E9HZ 9E527-B	Incl. (2) E1TN 9N661-AA washer, (1) E6HZ 9E529-A washer and (1) 87018-S96 "O" ring	6
90	CF600/800	6	All	87018-S96	(T-1-CC) "O" Ring 11/16" I.D.	AR
9E529 WASHER (FUEL INJECTOR SEALING)						
90	CF600/800	6	All	E6HZ 9E529-A		6
90	B-F600/800,FT900 -- FTO diesel	6	401,476			6
90	L-LN-LNT-LS-LT-LTS800 -- FTO diesel	6	476			6
90	CF600/800	6	All	E6HZ 9E529-B	(Attaches w/screw 9R543)	1
90	B-F600/800,FT900 -- FTO dsl.	6	401,476			1
90	L-LN-LNT-LS-LT-LTS800 FTO diesel	6	476			1
9D530 Refer to group 9510 for Carburetor Parts Instructions						
YEAR	MODEL/RESTRICTIONS	ENGINE		PART NUMBER	DESCRIPTION	QTY.
		CYL.	C.I.D. (C.C.D.)			
9R533 KEY (FUEL INJECTION PUMP FUEL SHUT OFF LEVER)						
90	CF600/800 -- FTO diesel	6	401	E6HZ 9R533-A		1
90	B-F600/800,FT900 -- FTO diesel	6	All			1
90	L-LN-LNT-LS-LT-LTS800 -- FTO diesel	6	476			1
90	CF600/800 -- FTO diesel	6	401	E7HZ 9R533-A	(Attaches at 9D504 lever)	1
90	B-F600/800,FT900 -- FTO diesel	6	All			1
90	L-LN-LNT-LS-LT-LTS800 -- FTO diesel	6	476			1
90	CF600/800 -- FTO diesel	6	401	E6HZ 9R533-B	(Attaches at camshaft)	1
9C534 LEVER (FUEL INJECTION PUMP CONTROL)						
90	CF600/800 -- FTO diesel	6	All	E6HZ 9C534-A		1
90	B-F600/800,FT900 -- FTO diesel	6	All			1
90	L-LN-LNT-LS-LT-LTS800 -- FTO diesel	6	476			1
9R534 STUD (FUEL INJECTION PUMP FUEL SHUT OFF LEVER)						
90	CF600/800 -- FTO diesel	6	All	E6HZ 9R534-A	Attaches to 9N722 lever	1
90	B-F600/800,FT900 -- FTO diesel	6	All			1
90	L-LN-LNT-LS-LT-LTS800 -- FTO diesel	6	476			1

**1990/
TRUCK SERIES 600/900**

YEAR	MODEL/RESTRICTIONS	ENGINE		PART NUMBER	DESCRIPTION	QTY.
		CYL.	C.I.D. (C.C.D.)			
9D537 WASHER (FUEL INJECTION PUMP INLET PLUG)						
90	CF600/800	6	All	E6HZ 9D537-A		1
90	B-F600/800,FT900 -- FTO diesel	6	All			1
90	L-LN-LNT-LS-LT-LTS800 -- FTO diesel	6	476			1
9R538 SPACER (FUEL TUBE CLAMP)						
90	CF600/800 -- FTO diesel	6	All	E8HZ 9R538-A		AR
90	B-F600/800, FT900-FTO diesel	6	All			AR
90	L-LN-LNT-LS-LT-LTS800 -- FTO diesel	6	All			AR
9A543 PUMP ASSY. (FUEL INJECTION)-Remanufactured						
90	B-700/800-FTO diesel 185 H.P.	6	476	F0HZ 9A543-A		1
90	L-LN-LS700/800 -- FTO diesel 185 H.P.	6	476			1
90	CF700 -- FTO diesel 185 H.P.	6	476			1
90	B-F-LN700/800, FT900 FTO diesel-210 H.P.	6	476	E8HZ 9A543-L		1
90	L-LN-LNT-LS-LT700/800 FTO diesel-210 H.P.	6	476			1
90	CF700/800, CF800- FTO diesel 210 H.P.	6	476			1
90	F-FT800/900 -- FTO diesel-240 H.P.	6	476	E8HZ 9A543-P		1
90	L-LN-LNT-LS-LT-LTS800 FTO diesel-240 H.P.	6	476			1
90	CF-CF800 -- FTO diesel 240 H.P.	6	476			1
90	CF600/700 -- FTO diesel 170 H.P.	6	401	E8HZ 9A543-J		1
90	B-F-LN700 -- FTO diesel 170 H.P.	6	401			1
90	B-F600 -- FTO diesel-165 H.P.	6	401	E8HZ 9A543-H		1
90	B-F-LN700/800 -- FTO diesel 215 H.P.-Calif.	6	476	E8HZ 9A543-M		1
90	FT900 -- FTO diesel 215 H.P. Calif.	6	476			1
90	L-LNT-LS-LT-LTS700/800 FTO diesel -- 215 H.P. Calif.	6	476			1
90	B-F-LN700/800 -- FTO diesel 215 H.P.-exc. Calif.	6	476	E8HZ 9A543-N		1
90	FT900 -- FTO diesel 215 H.P.-exc. Calif.	6	476			1
90	L-LNT-LS-LT-LTS700/800 FTO diesel-215 H.P.-exc. Calif.	6	476			1
90	B-F-LN700/800 -- 185 H.P. L-LS800 -- 185 H.P.	6	401	E9HZ 9A543-A		1
90	L-LN-LNT-LS-LT-LTS800 -- 270 H.P.	6	476	E9HZ 9A543-B		1
9R543 SCREW PLUG (FUEL INJECTION PUMP)						
90	CF600/800 -- FTO diesel	6	All	E6HZ 9R543-A		1
90	B-F600/800,FT900 -- FTO diesel	6	All			1
90	L-LN-LNT-LS-LT-LTS800 -- FTO diesel	6	476			1
9R544 NUT (FUEL INJECTION PUMP CAMSHAFT CAP)						
90	CF600/800 -- FTO diesel	6	All	E6HZ 9R544-A		1
90	B-F600/800,FT900 -- FTO diesel	6	All			1
90	L-LN-LNT-LS-LT-LTS800 -- FTO diesel	6	476			1

1990/
TRUCK SERIES 600/900

SECTION 95 5

YEAR	MODEL/RESTRICTIONS	ENGINE		PART NUMBER	DESCRIPTION	QTY.
		CYL.	C.I.D. (C.C.D.)			
9R545 WASHER (FUEL INJECTION PUMP CAMSHAFT)						
90	CF600/800 -- FTO diesel	6	All	E6HZ 9R545-A		1
90	B-F600/800,FT900 -- FTO diesel	6	All			1
90	L-LN-LNT-LS-LT-LTS800 -- FTO diesel	6	476			1
9B552 BRACKET (FUEL INJECTION PUMP)						
90	B-F600 -- 160 H.P. FTO diesel	6	401	E7HZ 9B552-A		1
9A555 TUBE ASSY. (FUEL INJECTOR)						
90	B-F700/800,FT900,L-LN-LNT-LS-LT-LTS800 -- FTO diesel	6	476	E7HZ 9A555-G	Used for number (1) injector	1
				E7HZ 9A555-H	Used for number (2) injector	1
90	CF700/800	6	476	E7HZ 9A555-J	Used for number (3) injector	1
				E7HZ 9A555-K	Used for number (4) injector	1
				E7HZ 9A555-L	Used for number (5) injector	1
				E7HZ 9A555-M	Used for number (6) injector	1
90	B-F600 -- FTO diesel	6	401	E7HZ 9A555-N	Used for number (1) injector	1
				E7HZ 9A555-P	Used for number (2) injector	1
				E7HZ 9A555-Q	Used for number (3) injector	1
				E7HZ 9A555-R	Used for number (4) injector	1
				E7HZ 9A555-S	Used for number (5) injector	1
				E7HZ 9A555-T	Used for number (6) injector	1
9556-9563 Refer to group 9510 for Carburetor Parts List Instructions						
9A564 TUBE ASSY. (FUEL INJECTOR LEAK OFF)						
90	CF600/700 "From 6/86"	6	401	E6HZ 9A564-B		1
90	B-F700/800,FT900,L-LN-LNT-LS-LT-LTS800 -- FTO diesel	6	476	E7HZ 9A564-C		1
90	CF700/800	6	476			1
90	CF600/700,B-F600/700	6	401	E7HZ 9A564-B		1
9569 GASKET (CARBURETOR FUEL INLET NEEDLE SEAT)-Also refer to group 9510 for Carburetor Parts List Instructions						
9570-9A588 Refer to group 9510 for Carburetor Parts List Instructions						
9J587 EXTENSION (FUEL INJECTION PUMP THROTTLE LEVER)						
90	C-CT700/800 -- Cat. 3208 Turbo diesel	8	636	E3HZ 9J587-A	#E2HT 9J587-AB	1
90	CL-CLT900 -- Cat. 3406 diesel	6	893	E4HZ 9J587-A	#E4HT 9J587-AA	1
90	All -- gas	8	All	E5HZ 9J588-A	3 51/64" O.D. x 3 29/64" I.D.	1
9A589 SPACER (CARBURETOR TO INTAKE MANIFOLD)-Also refer to group 9447						
90	B-C-F-LN600/700	8	370-2/B	E5HZ 9A589-A *CM-3047-	#E4HE 9A589-AA,FA-incl. gaskets	1
90	All -- gas	8	370-4/B, 429-4/B	E5HZ 9A589-B *CM-3050-A	#E4HE 9A589-BA,GA-incl. gaskets	1
9E589 VALVE ASSY. (CARBURETOR FLOAT BOWL VENT)						
90	All	8	370,429	D8TZ 9E589-B *CX-233	#D8TE 9E589-B1A,B2A,B3A	1
9590-9593 Refer to group 9510 for Carburetor Parts List Instructions						
9B593 VALVE ASSY. (FUEL VAPOR)						
90	LN600/700 -- Det. DDA 990 diesel	8	501	E4HZ 9B593-A		1
90	B-C-F600/800 -- gas	8	All	E6HZ 9B593-A		1
9594-9A597 Refer to group 9510 for Carburetor Parts List Instructions						
9F598 GASKET (TIMING COVER)						
90	CF600/800	6	All	E6HZ 9F598-A		1
90	B-F600/800,FT900,L-LN-LNT-LS-LT-LTS800 -- FTO diesel	6	401,476			1

DESCRIPTION/RESTRICTIONS	PART NUMBER	CARB. PARTS LISTS 1A THRU 1M												
		A	B	C	D	E	F	G	H	J	K	L	M	
GASKET SET-Refer to carburetor identification chart- Section 95	9502													
TUNE-UP KIT-Refer to carburetor identification chart- Section 95	9A586													
Screw and washer assy. (throttle body and shaft assy. to main body)-No. 12-24 x 13/16" fill. head	359736-S2(BB-67)	6												
FILTER (FUEL)	D9PZ 9155-A *FG-788	A												
1/2" O" RING (TRANSFER TUBE)	D4PZ 9229-A	3												
GASKET (FUEL INLET FITTING)	D1ZZ 9229-A	A												
SPRING (FUEL FILTER RETAINING)	D9PZ 9342-A	A												
PLUG (IDLE NEEDLE CONCEALMENT)	E2PZ 9J500-B *CM-4010	A												
TUBE (ACCELERATOR PUMP TRANSFER)	D5TZ 9A501-B *CM-2222	A												
SEAL (CHOKE ROD)	C1AE 9B501-A	A												
DIAPHRAGM ASSY. (GOVERNOR)	D8PZ 9503-B *CM-3060	A												
Retainer (governor diaphragm link)	351825-S(XX-9)	A												
Nut (modulator lock)-5/16"-24	33923-S7(M-32)	A												
FITTING (FAST IDLE ADJUSTING SCREW)- .245" x .65" long-w/No. 6-32 internal threads	C0TE 9B503-A	A												
Screw (fast idle pin adjusting)-No. 6-32 x .38" nylon pellet	370552-S8(BB-530)	A												
	D8PZ 9B505-B *CM-3062	A												
LEVER (ACCELERATOR PUMP OPERATING)	D9PZ 9A506-A *CM-3167	A												
Nut (pump lever adjusting)-No. 10-32 hex. lock	373235-S7(MM-169)	A												
SOLENOID & COVER ASSY. (ELEC. GOVERNOR)	D8PZ 9507-B *CM-3065	A												
BOWL and PLUGS ASSY. (FLOAT)	9A507													
	E5PZ 9A507-A *CM-4406	A												
Screw (fuel bowl and plugs assy. to carb. main body)-No. 12-24 x 2.56"	359747-S2(BB-809)	4												
BODY & PLUGS ASSY. (MAIN METERING)	E0PZ 9A511-A *CM-3337	A												
LEVER and SWIVEL ASSY. (CHOKE)	9A514													
	E0PZ 9A514-A	A												
SHAFT & LEVER ASSY. (CONTROL)	C0TZ 9A514-B	A												
SPRING WASHER (CHOKE LEVER)	D8PZ 9A514-A *CM-3079	A												
GASKET (THROTTLE BODY TO MAIN BODY)	E5PZ 9516-A *CG-679	A												
PLATE (FUEL BOWL BAFFLE)	C9HZ 9A517-B *CM-1018	A												
HOUSING ASSY. (THROTTLE SHAFT)	E5PZ 9518-C *CM-4401	A												
GASKET (MAIN METERING BODY)	D9PZ 9A518-F *CM-579	A												
SPRING (FLOAT)	B9TE 9A519-B	A												
FITTING (FUEL INLET)	D9PZ 9A520-A *CM-3165	A												

1990/
TRUCK SERIES 600/900

HOLLEY 2/B CARD.
8 CYL. - 6.1L (370 C.I.D.)

DESCRIPTION/RESTRICTIONS	PART NUMBER	CARB. PARTS LISTS 1A THRU 1M											
		A	B	C	D	E	F	G	H	J	K	L	M
DASHPOT AND SOLENOID	95520												
Tag code E5HE-JA,SA	E5PZ 95520-A *CD-83	A											
Tag code E5HE-TA	E5PZ 95520-B *CD-82	A											
GASKET (ADJUSTING NUT)-needle & seat adjusting nut	B9TE 9A522-B	A											
CAM (ACCELERATOR PUMP OPERATING)	E0PZ 9526-A *CM-3330	A											
COVER KIT (ACCELERATOR PUMP)	D2AZ 9528-B *CM-461-A	A											
Screw (accelerator pump cover)-fill head- No. 8-32 x 3/8"	43248-S8(U-72)	4											
Screw & washer assy. (accelerator pump cover)- fill. hd. - No. 8-32 x 5/8"	43255-S8 (U-74)	4											
JET (MAIN METERING)	9533												
	E5PZ 9533-A *CJ-392	2											
SCREW (FAST IDLE ADJUSTING)-fill. head- No. 10-32 x 1.17"	C9HZ 9B538-A	A											
NEEDLE (IDLE ADJUSTING)	E2PZ 9541-A *CM-3853	2											
PLATE (CHOKE)	C4TZ 9545-A	A											
	E5PZ 9546-A *CM-4404	A											
FLOAT ASSY.	9550												
	D8PZ 9550-B *CM-3007	A											
Retainer (float)	351826-S(XX-2)	A											
DIAPHRAGM ASSY. (ACCELERATOR PUMP)	9B559												
	D6PZ 9B559-A *CM-193-A	A											
GASKET (FLOAT BOWL)	9561												
	D9PZ 9561-C *CG-580	A											
PLUG (FUEL LEVEL CHECK)-slotted head- 5/16"-24 x 1/4"	B7T 9562-A	A											
Nut (fuel valve adjusting)-5/16" x 3/8"	372426-S8B(MM-168)	A											
Screw (fuel valve seat lock)-round head- 1/4"-32 x .33"	373246-S(BB-660)	A											
VALVE & SEAT ASSY. (FUEL INLET)	E6PZ 9564-B *CV-118-A	A											
ECONOMIZER ASSY.	9A565												
	E5PZ 9A565-A *CE-226	A											
RETAINER (PUMP OPERATING LEVER)	B2A 9568-B	A											
WASHER (SPECIAL LOCK)	D8PZ 9568-A *CM-3022	A											
GASKET (FUEL LEVEL CHECK PLUG)	★ EAA 9569-A	A											
HOUSING and PLUGS ASSY. (GOVERNOR)	9B570												
	D8PZ 9B570-A *CM-3091	A											
Screw and lockwasher (governor housing to main body and plugs assy.)-fill. head- No. 12-28 x 1.94"	370551-S8(BB-77)	3											
SPRING (ACCELERATOR PUMP LEVER ADJUSTING)	9571												
	C4TZ 9571-A	A											

NOTICE: When the parts list suffix is shown in the quantity required column, the quantity is one (1).

DESCRIPTION/RESTRICTIONS	PART NUMBER	CARB. PARTS LISTS 1A THRU 1M												
		A	B	C	D	E	F	G	H	J	K	L	M	
PIN (GOVERNOR SPRING)	COTE 98574-A	A												
LEVER ASSY. (GOVERNOR THROTTLE)	COTE 98575-A	A												
Nut (governor lever)-No. 10-32 hex.	34079-S7(M-163)	A												
Lockwasher-No. 10	34803-S7(X-60)	A												
BALL (PUMP DISCHARGE CHECK)	EAA 9576-A	A												
NOZZLE ASSY. (PUMP DISCHARGE)	E5PZ 9577-A	A												
SCREW (PUMP DISCHARGE NOZZLE)	D9PZ 9577-B *CM-3234	A												
SPRING (FAST IDLE ADJUSTING SCREW)- 4 1/2 coils-.20" I.D.-.58" long-throttle stop screw	B8A 9578-B *CM-609	A												
Primary-idle needle	EOPZ 9578-A *CM-3363	2												
SPRING (IDLE SPEED SCREW)-tag code E5HE-SA	D7FZ 9578-A *CM-2525	A												
GASKET (DISCHARGE PUMP NOZZLE)	D9PZ 9580-A *CG-568	2												
LEVER and SHAFT ASSY. (THROTTLE)	9581													
DRIVER (THROTTLE SHAFT)	D8PZ 9584-A *CM-3029	A												
SCREW (THROTTLE SHAFT DRIVE)	D8PZ 9584-B *CM-3030	A												
SCREW (THROTTLE PLATE)	9586													
Choke plate-No. 6-32 x .31" oval head	B9A 9586-A *CM-531	2												
SPRING (CHOKE LEVER PLUNGER)	★78 9587	A												
Tag codes E5HE-JA														
Tag codes E5HE-SA,TA	E5PZ 9587-A *CM-4482	A												
GASKET (economizer valve)	B7AZ 9A588-A	A												
GASKET (FLOAT BOWL SCREW)	B7A 9592-A	4												
BRACKET ASSY. (CHOKE CONTROL)	C9HZ 9595-A *CM-1026	A												
Clamp screw (choke bracket)	31061-S78(U-50)	2												
Screw and washer assy. (throttle wire bracket)- fill. head-No. 8-32 x 3/8"	43248-S8(U-72)	2												
CAM ASSY. (FAST IDLE)	E5PZ 9597-B *CM-4407	A												
Nut (fast idle cam)-hex.-No. 8-36	355829-S(MM-15)	A												
Lockwasher-internal tooth-No. 8	34902-S7(X-95)	A												
ROD (CHOKE CONTROL)	E5PZ 9A599-A *CM-4471	A												
SPRING (ACCELERATOR PUMP LEVER RETURN)	9636													
	★ B7A 9636-B	A												
CLAMP (CHOKE BRACKET)	88A 9792	A												
GASKET (GOVERNOR BODY)	★ C2TZ 9853-A	A												
SEAL (GOVERNOR BODY TO THROTTLE BODY)-1/4" x .89" O.D. - .67" I.D.	B7T 9948-A	A												
JET (GOVERNOR BY-PASS)	9973													
No. 31	C9HZ 9973-B *CJ-176	A												
Plug	★ B6T 9973-D	A												
SPRING (GOVERNOR THROTTLE LEVER)	9980													
	C1TZ 9980-A	A												
COVER (GOVERNOR BODY)	C2TZ 9981-A	A	B	C	D	E	F	G	H					
Screw and lockwasher assy. (cover to governor housing)-fill. head-drilled-No. 8-32 x 44"	373625-S(BB-84)	5												
GASKET (GOVERNOR BODY COVER)	C2TZ 9982-A	A												

8 CYL. - 6.1L (370 C.I.D.)
7.0L (429 C.I.D.)

1990/
TRUCK SERIES 600/900

SECTION 95.2 1
HOLLEY 4/B CARB.

DESCRIPTION/RESTRICTIONS	PART NUMBER	CARB. PARTS LISTS 2A THRU 2M												
		A	B	C	D	E	F	G	H	J	K	L	M	
GASKET SET-refer to carburetor identification chart- Section 95	9502													
TUNE-UP KIT-refer to carburetor identification chart- Section 95	9A586													
Screw & washer assy. (throttle body) No. 12-24 x 13/16"	359736-S2(BB-67)	8												
Screw (shaft housing)-1/4"-20 x 7/8"-hex head	370519-S (BB-125)	A												
FILTER (FUEL)	D9PZ 9155-A *FG-788	A												
1/0" RING (FLOAT BOWL TUBE CONNECTOR SEAL)	B5A 9229-A	2												
Accelerator pump transfer	D4PZ 9229-A	2												
GASKET (FUEL INLET FITTING)	D1ZZ 9229-A	A												
SPRING (FUEL FILTER RETAINING)	D9PZ 9342-A	A												
PLUG (IDLE NEEDLE CONCEALMENT)-primary	E2PZ 9J500-B *CM-4010	2												
Secondary	E2PZ 9J500-C *CM-4011	2												
HOUSING & SEAT ASSY. (SECONDARY DIAPHRAGM)	D5TZ 9501-A *CM-2220	A												
Screw and washer assy. (secondary diaphragm housing assy.)-No. 8-32 x 1"	43407-S8(U-76)	3												
TUBE (ACCELERATOR PUMP TRANSFER)	D5TZ 9A501-B *CM-2222	A												
SEAL (CHOKE ROD)	CIAE 9B501-A	A												
DIAPHRAGM ASSY.	9503													
Secondary throttle	B8A 9503-A *CM-5	A												
Governor	D8PZ 9503-B *CM-3060	A												
Washer (diaphragm link to lever-"C" retainer)	351825-S(XX-9)	2												
Governor housing and plugs assy.	D9PZ 9B503-C *CM-3225	A												
PIN GUIDE (FAST IDLE PIN)	D9PZ 9B503-B *CM-3226	A												
Screw (fast idle pin adjusting)-nylon pellet No. 6 .32 x .38"	370552-S8(BB-530)	A												
RETAINER (GOVERNOR DIAPHRAGM LINK)	E6PZ 9S503-A *CM-4535	A												
SPRING (SECONDARY THROTTLE DIAPHRAGM RETURN)	9B504													
	B6TZ 9B504-A *CM-3319	A												
ROD (THROTTLE CONNECTING)	B7TZ 9C504-A	A												
Screw and lockwasher assy. (throttle operating shaft housing assy.)-fill. head-1/4"-20 x 1.68"	370554-S8(BB-69)	2												
HOUSING & BUSHING ASSY.	E0PZ 9B505-B *CM-3336	A												
LEVER (ACCELERATOR PUMP OPERATING)	D9PZ 9A506-A *CM-3167	A												
Screw (pump lever adjusting)-hex. slotted head-No. 10-32 x 1/2"	370050-S2(BB-537)	A												
Nut (pump lever adjusting screw)-hex. lock- No. 10-32	373235-S7(MM-169)	A												
COVER & TUBE ASSY. (SECONDARY DIAPHRAGM)	D8PZ 9507-C *CM-3066	A												

JULY, 1989

COPYRIGHT © 1989-

FORD MOTOR
COMPANY

—DEARBORN, MICHIGAN

NEW ISSUE

1990/
 TRUCK SERIES 600/900

DESCRIPTION/RESTRICTIONS	PART NUMBER	CARB. PARTS LISTS 2A THRU 2M												
		A	B	C	D	E	F	G	H	J	K	L	M	
SOLENOID & COVER ASSY. (ELEC. GOVERNOR)	D8PZ 9507-E *CM-3068	A												
Screw and lockwasher assy. (secondary diaphragm cover)-fill. head-No. 8-32 x 5/8"	43255-S8(U-74)	4												
BOWL and PLUGS ASSY. (FLOAT)-primary	D9PZ 9A507-C E3PZ 9A508-A *CM-4088	A												
LEVER and SWIVEL ASSY. (PICK-UP)	D8PZ 9B509-A *CM-3014	A												
Primary	E5HZ 9A511-D *CM-4474-A	A												
BODY & PLUGS ASSY. (MAIN METERING)- Secondary-does not incl. jets	E2PZ 9A513-B *CM-3924-A	A												
Screw (fuel bowl and plugs assy. to carb. main body)-No. 12-24 x 2.56"	359747-S2(BB-809)	4												
SPRING (CHOKE)	C1TE 9C513-A	A												
LEVER and SWIVEL ASSY. (CHOKE)	★ B7TZ 9A514-B	A												
Nut (lever and swivel to fast idle cam)-No. 8-32	355829-S7(MM-15)	A												
LEVER and BUSHING (CHOKE ROD)	★ B9TE 9A514-A	A												
GASKET (THROTTLE BODY)	D9PZ 9516-A *CG-571	A												
VALVE (ACCELERATOR PUMP DISCHARGE NEEDLE)	E0PZ 9A516-A *CM-3338	A												
PLATE (FUEL BOWL BAFFLE)	9A517													
Primary	C9HZ 9A517-B *CM-1018	A												
Secondary	C9HZ 9A517-A *CM-1017	A												
HOUSING ASY. (THROTTLE SHAFT)	E5PZ 9518-E *CM-4410	A												
GASKET (MAIN METERING BODY)-primary	D9PZ 9A518-F *CG-579	A												
Secondary	D9PZ 9A518-E *CG-581	A												
SPRING (FLOAT)	B9TE 9A519-B	2												
FITTING (FUEL INLET)	D9PZ 9A520-A *CM-3165	A												
DASHPOT AND SOLENOID ASSY.	E5PZ 9S520-C *CD-84	A												
GASKET (ADJUSTING NUT)	B9TE 9A522-B	2												
GASKET (VALVE SEAT LOCK SCREW)	D9PZ 9A522-B	2												
CAM (ACCELERATOR PUMP DIAPHRAGM)	E0PZ 9526-A *CM-3330	A												
COVER KIT (ACCELERATOR PUMP)	D2AZ 9528-B *CM-461-A	A												
Screw & washer assy. (accelerator pump cover to float bowl)-fillister head-No. 8-32 x 3/8"	43248-S8 (U-72)	4												

NOTICE: When the parts list suffix is shown in the quantity required column, the quantity is one (1).

8 CYL.-6.1L (370 C.I.D.)
7.0L (429 C.I.D.)

1990/
TRUCK SERIES 600/900

SECTION 95.2 3
HOLLEY 4/B CARB.

DESCRIPTION/RESTRICTIONS	PART NUMBER	CARB. PARTS LISTS 2A THRU 2M											
		A	B	C	D	E	F	G	H	J	K	L	M
JET (MAIN METERING)	9533												
Secondary	D5TZ 9533-B *CJ-264	2											
	E5PZ 9533-C *CJ-394	2											
Secondary	E2PZ 9533-C *CJ-382	2											
JET (GOVERNOR BY-PASS) No. 24	D8PZ 9533-P *CJ-326	A											
SCREW (FAST IDLE ADJUSTING)	C9HZ 9B538-A	A											
SCREW (SECONDARY IDLE ADJUSTMENT) Tag codes ESHE-UA,VA,YA,ZA	E1PZ 9B538-A *CM-3578	A											
NEEDLE (IDLE ADJUSTING)-Primary	E2PZ 9541-A	2											
Secondary	*CM-3853	2											
PLATE (CHOKE)	C4TZ 9545-A	A											
SHAFT and LEVER ASSY. (CHOKE)	* C80Z 9546-A	A											
FLOAT ASSY.	9550												
Primary and secondary	D8PZ 9550-B *CT-3007	2											
Retainer (float)	351826-S(XX-2)	2											
DIAPHRAGM ASSY. (ACCELERATOR PUMP)	9B559												
	D6PZ 9B559-A *CM-193-A	A											
GASKET (MAIN METERING)-Primary -Also refer to group 9A518	D9PZ 9561-C *CG-580	A											
GASKET (FLOAT BOWL)-Secondary	D9PZ 9561-B *CG-585	A											
PLUG (FUEL LEVEL CHECK)-slotted head- 5/16"-24 X 1/4"	B7T 9562-A	2											
VALVE and SEAT ASSY. (FUEL INLET)	E6PZ 9564-B *CV-118-A	2											
Screw (fuel valve seat lock)-round head- 1/4"-32 x .33"	373246-S(BB-660)	2											
ECONOMIZER ASSY.	9A565												
	E8PZ 9A565-A *CE-233	A											
SEAL (CAM SHAFT)	D8PZ 9B567-D *CG-534	A											
RETAINER (pump operating lever) Retainer-choke rod lever	B2A 9568-B	A											
WASHER (SPECIAL LOCK)	D8PZ 9568-A *CM-3022	A											
RETAINER (FLOAT SPRING)	D5TZ 9568-B	2											
GASKET (FUEL LEVEL CHECK PLUG)	* EAA 9569-A	2											
HOUSING & PLUGS ASSY. (GOVERNOR)	D8PZ 9B570-C *CM-3092-A	A											
Screw and washer assy. (governor body assy.)- fill. head-No. 12-26 x 1.94"	370551-S8(BB-71)	3											
SPRING (ACCELERATOR PUMP LEVER ADJUSTING)	C4TZ 9571-A	A											
	* B7A 9571-A	A											
PIN (GOVERNOR SPRING)	C0TE 9B574-A	A											
Nut (governor lever)-hex.-No. 10-32	34079-S7(M-163)	A											
Lockwasher-No. 10	34803-S7(X-60)	A											
LEVER ASSY. (GOVERNOR THROTTLE)	C0TE 9B575-A	A											
BALL (SECONDARY THROTTLE DIAPHRAGM CHECK)-.156" diameter	EAA 9576-A	A											
NOZZLE ASSY. (PUMP DISCHARGE)	E5PZ 9577-B	A											

JULY, 1989

COPYRIGHT © 1989-

FORD MOTOR
COMPANY

-DEARBORN, MICHIGAN

NEW ISSUE

1990/
 TRUCK SERIES 600/900

DESCRIPTION/RESTRICTIONS	PART NUMBER	CARB. PARTS LISTS 2A THRU 2M												
		A	B	C	D	E	F	G	H	J	K	L	M	
SPRING (FAST IDLE ADJUSTING SCREW)- 4 1/2 coils-.20" I.D.-.58" long	B8A 9578-B *CM-609	A												
SPRING (IDLE ADJUSTING NEEDLE)- Secondary	D9PZ 9578-A *CM-3213	2												
	EOPZ 9578-A *CM-3363	2												
GASKET (DISCHARGE PUMP NOZZLE)	D9PZ 9580-A *CG-568	2												
LEVER & SHAFT ASSY. (THROTTLE)	E5PZ 9581-C *CM-4472	A												
LEVER (SECONDARY THROTTLE DIAPHRAGM)	B8A 9583-C	A												
Screw (adjusting secondary throttle diaphragm assy.)-No. 8-32 x 3/8"	359749-S(UU-17)	A												
DRIVER (THROTTLE SHAFT)	D8PZ 9584-A *CM-3029	A												
SCREW (THROTTLE SHAFT DRIVE) No. 12-28 x .36	D8PZ 9584-B *CM-3030	A												
SCREW	9586													
Choke plate oval head-No. 6-32 x .31"	B9A 9586-A *CM-531	2												
SPRING (FAST IDLE CAM PLUNGER)- .59" long-3 coild-15" O.D.	★ 78 9587	A												
GASKET (economizer valve)	B7AZ 9A588-A	A												
GASKET (FLOAT BOWL SCREW)	B7A 9592-A	8												
BRACKET ASSY. (CHOKE CONTROL)	C9HZ 9595-A *CM-1026	A												
Screw and washer assy. (throttle wire bracket)- fill head No. 8-32 x 3/8"	43248-S8(U-72)	2												
CAM ASSY. (FAST IDLE)	E5PZ 9597-C *CM-4412	A												
ROD (CHOKE CONTROL)	B8TZ 9A599-A	A												
"O" RING	9609													
Fuel valve seat	★ B6A 9609-A	2												
SPACER (SECONDARY THROTTLE CONTROL)	B7T 9614-A	A												
SPACER	D8PZ 9614-A *CM-3032	A												
SPRING (ACCELERATOR PUMP DIAPHRAGM RETURN)	★ B7A 9636-B	A												
STUD (AIR CLEANER TO CARBURETOR)- 3/8"-16 male x 7/16"-14 female	D2HZ 9A659-B	A												
GASKET (SECONDARY DIAPHRAGM HOUSING)	9853													
Governor body	B7A 9853-D ★ C2TZ 9853-A	A												
SEAL (GOVERNOR BODY TO THROTTLE BODY)-1/4" x .89" O.D. x .67" I.D.	B7T 9948-A	A												
JET (GOVERNOR BY-PASS)	9973													
Plug	★ B6T 9973-D	A												
SPRING (GOVERNOR)	9980													
	C1TZ 9980-A	A												
COVER (GOVERNOR BODY)	9981													
	E5PZ 9981-A *CM-4514	A												
Screw and lockwasher assy. (cover to governor housing)-fill. head-drilled-No. 8-32 x 5/8"	357136-S(BB-56)	2												
Screw and washer assy. (cover to governor housing)-fill. head-drilled-No. 8-32 x 44"	373625-S7(BB-84)	2												
GASKET (GOVERNOR COVER)	C2TZ 9982-A	A												

NOTICE: When the parts list suffix is shown in the quantity required column, the quantity is one (1).

CARBURETOR KIT COMPONENTS

Instructions for identifying Carburetor Assemblies and their related Parts List Numbers are shown at the beginning of Section 95.

For ready reference, kit part numbers are shown in the carburetor identification chart-Section 95.

Included in Section 95A is a listing of components for each kit.

Parts Lists for new kits will be added at the end of this section, irrespective of part number.

Always refer to the following Index for page numbers on which components are listed.

INDEX

PART NUMBER		PAGE	PART NUMBER		PAGE
GASKET SETS-GROUP 9502					
E3PZ 9502-E		1	E5PZ 9502-E		1
TUNE-UP KITS-GROUP 9A586					
E5PZ 9A586-FA			E8PZ 9A586-A		
QTY.	PART NUMBER	DESCRIPTION	QTY.	PART NUMBER	DESCRIPTION
	E3PZ 9502-E			E5PZ 9502-E	
	*CG-597-B			*CG-1278	
	Consists of			Consists of	
2		Plug (idle needle (primary))	2		Plug (Idle Needle)
2		Plug (idle needle secondary))	1	EAA 9569-A	Gasket (Sight Plug)
2	EAA 9569-A	Gasket (sight plug)	1		Gasket (Fuel Filter)
2	EAD 99502-A	"O" ring (fuel line tube)	1	ECR 99187-A	Seal (Governor Hsg.)
2	B6A 9609-A	"O" ring (needle seat)	1	C2TZ 9853-A	Gasket (Governor Mtg.)
1	EDB 98953-B	Gasket (secondary diaph. housing)	1	C2TZ 9982-A	Gasket (Governor Cover)
1	B7A 9871-B	Gasket (choke cover (4180C))	4	EDB 99885-A	Gasket (Fuel Bowl Screw)
1		Gasket (inlet filter)	1	D1ZE 9C308-AA	Gasket (Fuel Inlet Fitting)
2	B9TE 9A522-B	Gasket (lock screw-needle seat)	4	D4PE 99502-AA	"O"-Ring (Pump Tras. Tube & Idle Ndl.)
2	B9TE 9A522-A	Gasket (adj. nut-needle seat)	1	D3AF 9A588-A	Gasket (Enrichment Valve)
1	ECR 99187-A	Seal (governor body)	1	D9PZ 9A518-F	Gasket (Metering Body)
2	B7AE 9580-A	Gasket (pump nozzle)	1	D9PZ 9561-C	Gasket (Fuel Bowl)
1	D8PZ 9B567-D	Seal (camshaft)	2	D9PZ 9580-A	Gasket (Pump Nozzle)
1	C2TZ 9853-A	Gasket (governor body)	1		Gasket (Throttle Body)
1	C2TZ 9982-A	Gasket (governor cover)	1	E5HE 9C477-AA	Gasket (Flange Insulator)
8	EDB 99885-A	Gasket (fuel bowl screw)	2	40-9586	Screw (Choke Plate)
1	D1ZE 9C308-AA	Gasket (inlet filter nut)	1	351826-S	Retainer (Float)
1	D9PZ 9A518-A	Gasket (sec. met. plate (4180 EG & C))	1	97407-S2	Retainer (Gov. Diaph. Link)
4	D4PE 99502-AA	"O" ring (pump tube & idler needle)	E5PZ 9A586-FA		
1	D3AF 9A588-A	Gasket (power valve)	*CT-1472-A		
1	D9PZ 9516-A	Gasket (throttle body)	Consists of		
1	D9TZ 9C477-B	Gasket (flange insulator)	2		Plug (Idle Needle)
1		Gasket (sec. met. body (4180 EG & C))	1		Assy. (Power Valve (2 Stg.))
1	D9PZ 9A518-C	Gasket (sec. met. body (4190 EG))	1	EAA 9569-A	Gasket (Sight Plug)
1	D9PZ 9561-B	Gasket (secondary fuel bowl (4190 EG))	1		Gasket (Fuel Filter)
1		Gasket (primary metering body)	1	ECR 99187-A	Seal (Governor Hsg.)
1		Gasket (primary fuel bowl)	1	C2TZ 9853-A	Gasket (Governor Mtg.)
2	40-9586	Screw (choke plate)	1	C2TZ 9982-A	Gasket (Governor Cover)
1	353610-S5	Retainer (choke rod)			
2	351826-S	Retainer (diaphragm link)			
1		Instruction sheet			

1990/
TRUCK SERIES 600/900

QTY.	PART NUMBER	DESCRIPTION	QTY.	PART NUMBER	DESCRIPTION
	E5PZ 9A586-FA	— Cont'd		E8PZ 9A586-A	— Cont'd
	*CT-1472-A			*CT-1566	
Consists of			Consists of		
4	EDB 99885-A	Gasket (Fuel Bowl Screw)	1	ECR 99187-A	Seal (Gov. Body)
1	D1ZE 9C308-AA	Gasket (Fuel Inlet Fitting)	2	B7AE 9580-A	Gasket (Pump Nozzle)
4	D4PE 99502-AA	"O"-Ring (Pump Tras. Tube & Idle Mdl.)	1	C2TZ 9853-A	Gasket (Gov. Body)
1	D3AF 9A588-A	Gasket (Enrichment Valve)	1	C2TZ 9982-A	Gasket (Gov. Cover)
1	D9PZ 9A518-F	Gasket (Metering Body)	8	EDB 99885-A	Gasket (Fuel Bowl Screw)
1	D9PZ 9561-C	Gasket (Fuel Bowl)	1	D1ZE 9C308-AA	Gasket (Inlet Filter Nut)
2	D9PZ 9580-A	Gasket (Pump Nozzle)	6	D4PE 99502-AA	"O"-Ring (Pump Tube & Idle Needle)
1		Gasket (Throttle Body)	1	D3AF 9A588-A	Gasket (Power Valve)
1	E5HE 9C477-AA	Gasket (Flange Insulator)	1	D9PZ 9516-A	Gasket (Throttle Body)
1	D9PZ 9564-B	Assy. (Needle & Seat)	1	D8PZ 9B567-D	Seal (Cam Shaft (Choke))
2	40-9586	Screw (Choke Plate)	1	D9PZ 9A518-E	Gasket (Sec. Met. Body (4180EG))
1		Nozzle (Pump Discharge)	1	D9PZ 9A518-C	Gasket (Sec. Met. Body (4190EG))
1	351826-S	Retainer (Float)	1	D9PZ 9561-B	Gasket (Sec. Fuel Bowl)
1	97407-S2	Retainer (Gov. Diaph. Link)	1	D9PZ 9A518-F	Gasket (Pri. Met. Body)
1	D6PZ 9B559-A	Diaph. Assy. (Pump)	1	D9PZ 9561-C	Gasket (Pri. Fuel Bowl)
1	D8PZ 9503-B	Diaph. Assy. (Governor)	1	D9PZ 9A518-A	Gasket (Sec. Met. Plate (4180EG))
1		Sheet (Instruction)	1	E5HE 9C477-BA	Gasket (Flange Insulator)
	E8PZ 9A586-A		2	D9PZ 9564-B	Assy. (Inlet Needle & Seat)
	*CT-1566		2	40-9586	Screw (Choke Plate)
Consists of			1		Nozzle (Pump Discharge)
2	D9PZ 9J500-A	Cap (Idle Limiter)	1		Sheet (Instruction)
2	E2PZ 9J500-C	Plug (Idle Needle (Sec. 1983))	1	353610-S5	Retainer (Choke Rod)
4	E2PZ 9J500-B	Plug (Idle Needle)	2	351826-S	Retainer (Float)
1	D7PZ 9A565-A	Valve Assy. (Power (2-Stg))	2	97407-S2	Retainer (Diaph. Link)
2	EAA 9569-A	Gasket (Sight Plug)	1	C1TZ 9503-A	Diaph. Assy. (Sec.)
2	EAD 99502-A	"O"-Ring (Fuel Line Tube)	1	D6PZ 9B559-A	Diaph. Assy. (Pump)
1	EDB 9853-B	Gasket (Sec. Diaph. Hsg.)	1	D8PZ 9503-B	Diaph. Assy. (Gov.)
1		Gasket (Inlet Filter)	1	EAA 9576-A	Ball (Sec. Diaph. Check)

**1990/
TRUCK SERIES 600/900**

IDENTIFICATION CHART

IDENTIFICATION	SERVICE AIR CLEANER	SERVICE ELEMENT ASSY.	IDENTIFICATION	SERVICE AIR CLEANER	SERVICE ELEMENT ASSY.
9600 CLEANER ASSY. (CARBURETOR OR ENGINE AIR)					
D9HT 9600-CA	D5HZ 9600-K	C8HZ 9601-A *FA-560	E4HT 9600-CA	E1HZ 9600-RA	E1HZ 9601-B *FA-715
D9HT 9600-DA	D5HZ 9600-M	D0HZ 9601-D *FA-78	E5HT 9600-CC	E5HZ 9600-C	E5HZ 9601-A *FA-1040
D9HT 9600-FA	D8HZ 9600-A	D8HZ 9601-F *FA-670	E5HT 9600-DC	E5HZ 9600-D	E5HZ 9601-B *FA-1041
D9HT 9600-HA	D7HZ 9600-C	D0HZ 9601-F *FA-86	E6HT 9600-HA	E0HZ 9600-CA	E2HZ 9601-B *FA-734
D9HT 9600-JA	D8HZ 9600-F	D8HZ 9601-C *FA-667	E7HT 9600-AB	E7HZ 9600-A	E7HZ 9601-A *FA-1056
D9HT 9600-YA	D8HZ 9600-K	D8HZ 9601-B *FA-666	E8HT 9600-AB	E8HZ 9600-A	D8HZ 9601-B *FA-666
E2HT 9600-ACA	E1HZ 9600-B	E2HZ 9601-A *FA-733	E8HT 9600-CB	E8HZ 9600-C	E8HZ 9601-A *FA-1063
E3HT 9600-CA	E2HZ 9600-L	E0HZ 9601-B *FA-715	87HU 9600-CA	E7HZ 9600-CA	E6HZ 9601-A
			87HU 9600-DA	E7HZ 9600-DA	E7HZ 9601-B

YEAR	MODEL/RESTRICTIONS	ENGINE		PART NUMBER		DESCRIPTION
		CYL.	C.I.D. (C.C.D.)	AIR CLEANER ASSY.	ELEMENT	
9600 CLEANER ASSY. (CARBURETOR OR ENGINE AIR) — Cont'd						

B600/700 (MODEL 84)

90	B600/800 -- FTO diesel	6	401,476	E7HZ 9600-A	E7HZ 9601-A *FA-1056	
90	B600/700 -- gas	8	370,429	E5HZ 9600-C	E5HZ 9601-A *FA-1040	Standard capacity
90	B600/700 -- Gas	8	370,429	E1HZ 9600-RA	E1HZ 9601-B *FA-718	Extra capacity

C-CT800 (TILT CAB)

90	C700/800 -- Cat. diesel N	8	636N	D5HZ 9600-K	C8HZ 9601-A *FA-560	
----	---------------------------	---	------	-------------	------------------------	--

CF600/700 (CARGO TRUCK)

90	CF700/800 -- w/2 stage action w/o safety element	6	476	E7HZ 9600-DA	E7HZ 9601-B	(7.8L)
90	CF600/700 -- 140,165 H.P.	6	401	E7HZ 9600-CA	E6HZ 9601-A	(6.6L)-standard A/C
90	CF600/700	6	401	E7HZ 9600-B	E6HZ 9601-A	(6.6L)-heavy duty

CL-CLT900 (HIGHWAY TRUCK)

90	CL-CLT900 -- Cum. I6, Cat. 3406 diesel	6&8	855,893	D8HZ 9600-A	D8HZ 9601-F *FA-670	Farr frame-mounted
90	CL-CLT900 -- Cum. I6 diesel	6	855	D8HZ 9600-F	D8HZ 9601-C *FA-667	Farr engine-mounted
90	CL-CLT900 -- Cum. I6, Cat. 3406 diesel	6&8	855,893	D8HZ 9600-K	D8HZ 9601-B *FA-666	Donaldson frame-mounted
90	CL-CLT900 -- All cum. & Cat. 3406	6	All	E8HZ 9600-A	D8HZ 9601-B *FA-666	

F600/800 (MODEL 81,84)

90	F600/800, FT900 -- FTO diesel	6	401,476	E7HZ 9600-A	E7HZ 9601-A *FA-1056	
----	-------------------------------	---	---------	-------------	-------------------------	--

JULY, 1989

COPYRIGHT © 1989--

FORD MOTOR
COMPANY

—DEARBORN, MICHIGAN

NEW ISSUE

**1990/
TRUCK SERIES 600/900**

YEAR	MODEL/RESTRICTIONS	ENGINE		PART NUMBER		DESCRIPTION
		CYL.	C.I.D. (C.C.D.)	AIR CLEANER ASSY.	ELEMENT	

9600 CLEANER ASSY. (CARBURETOR OR ENGINE AIR) -- Cont'd

F600/800 (MODEL 81.84)

90	F-FT600/800 -- gas	8	370,429	E5HZ 9600-C	E5HZ 9601-A *FA-1040	Standard capacity
----	--------------------	---	---------	-------------	-------------------------	-------------------

L-LN-LNT-LT-LTL-LTS600/900(L-SERIES)

90	L-LT-LN-LNT900 -- w/ Cat. 3306	6	638	E8HZ 9600-C	E8HZ 9601-A *FA-1063	Donaldson
90	LN700 -- Cat. diesel	8	636	D5HZ 9600-M	DOHZ 9601-D *FA-78	
90	LN-LNT900 -- Cat. 3406 diesel	6	893	D7HZ 9600-C	DOHZ 9601-F *FA-86	
90	L-LN-LNT-LT-LTS900 -- Cum. NTC Formula diesel	6	855	E0HZ 9600-CA	E2HZ 9601-B *FA-734	Extra capacity
90	L-LN-LNT-LT-LTS900 -- Cat. 3406 diesel	6	893			
90	LTL900 -- Cat. 3406 & Cum. NTC diesels	6	855,893	E1HZ 9600-B	E2HZ 9601-A *FA-733	
90	L-LT-LTS900 -- Cummins L10 diesel	6	610			

9600 CLEANER ASSY.-UPPER (ENGINE AIR)-Also refer to group 9E622

90	B700 -- Caterpillar 3208T diesels	8	636	E2HZ 9600-L	E0HZ 9601-B *FA-715	
90	C-CT700/800 -- Caterpillar 3208T diesels	8	636			
90	F-FT700/800 -- Caterpillar 3208T diesels	8	636			
90	LN700 -- Caterpillar 3208T diesels	8	636			

YEAR	MODEL/RESTRICTIONS	ENGINE		PART NUMBER	DESCRIPTION	QTY.
		CYL.	C.I.D. (C.C.D.)			

9600 CLEANER ASSY. (CARBURETOR OR ENGINE AIR) -Also refer to group 9A659-- Cont'd

Note: @ Oil bath type

90	F-FT600/800,CT700/800, B600/750, C600/800	8	All	33898-S7-8	(M-184)-nut (air cleaner to carb.)-wing- 7/16"-14	1
90	L-LN-LNT-LT-LTS800/900 -- Cat. or Cum. diesels	6&8	All	56320-S4	(B-318-GD)-bolt (air cleaner to dash panel)- hex. washer head (UBS) 5/16"-18 x 7/8"	3
				33770-S4	(M-89-K)-nut-hex. lock (UBS)-5/16"-18	
				358871-S8B	(MM-297-A)-nut-wing-1/4"-20	
90	All	8	370,429	389716-S2	(WW-50-H)-Stud 7/16"-14-14 x 6 11/32"- securer aircleaner to carb-also refer 9A659	1
90	B-F600/800	8	370,429	389716-S2	(WW-50-H)-Stud (att cover to	1
90	L-LN-LNT-LT-LTS600/800	8	370,429		carb)-7/16"-14- 14 x 6-11/32"	1

9P600 PLUG (FUEL INJECTION PUMP INLET)

90	CF600/700	6	401	E6HZ 9P600-A		1
90	B-CF-F-FT600/900	6	401			
90	L-LN-LS-LT-LNT-LTS800	6	476			

1990/
TRUCK SERIES 600/900

IDENTIFICATION CHART

(Arranged according to Identification Number)

IDENTIFICATION	PART NUMBER	IDENTIFICATION	PART NUMBER
9601	ELEMENT (CARBURETOR OR ENGINE AIR CLEANER)-For model application refer to group 9600		
513180	E1HZ 9601-B *FA-718	P13-2343	D8HZ 9601-B *FA-666
C-12233-GR8	D8HZ 9601-F *FA-670	P14-0559	E0HZ 9601-B *FA-715
C-45800	D8HZ 9601-C *FA-667	P14-2367	E2HZ 9601-B *FA-734
E6HZ 9601-A	E6HZ 9601-A	P52-0925	E6HZ 9601-A
P11-0506	C8HZ 9601-A *FA-560	P52-2926	E8HZ 9601-A *FA-1063
P11-1858	DOHZ 9601-F *FA-86	297431	E5HZ 9601-A *FA-1040
P11-5361	DOHZ 9601-D *FA-78	297457	E5HZ 9601-B *FA-1041

YEAR	MODEL/RESTRICTIONS	ENGINE		PART NUMBER	DESCRIPTION	QTY.
		CYL.	C.I.D. (C.C.D.)			
9E602 CAP (FUEL VAPOR STORAGE CANISTER)						
90	B-F-FT-FT600/800 -- gas	8	All	D0AZ 9E602-A	1 1/2" O.D.	1
90	B-F-FT-FT600/800 -- w/Calif. emission	8	370,429	D1AZ 9E602-A	1 1/4" O.D.	1
9A603 SHROUD (CARBURETOR AIR CLEANER AIR DUCT)						
90	B-F-FT600/800 --	8	370,429	E5HZ 9A603-A	#E5HT-AA	1
9K606 STRAP (AIR CLEANER)						
90	CL-CLT900	6&8	All	D8HZ 9K606-A	Rubber--also serviced in D8HZ 9K615-A,B,D assys.--use w/frame-mtd. air cleaner	1
90	CL-CLT900 -- Cum. 16 diesel	6	855	D8HZ 9K606-B	Steel - (Farr) cleaners	2
9609 BODY ASSY. (ENGINE AIR CLEANER)						
90	CL-CLT900 -- Cat. 3406, Cum. 16	6	855, 893	D8HZ 9609-A		1
9609 "O" RING - refer to group 9510 for Carburetor Parts Lists Instructions						

9E610 SHIELD (AIR CLEANER DIRT EJECTION VALVE HEAT)						
90	L-LT-LTS900 -- Cum. NTC diesel	6	855	DOHZ 9E610-A	#D0HA-A	1
90	L-LN-LNT-LT-LTL-LTS900 -- Cat. 3406 diesel	6	893			1
9E611 CLAMP (AIR CLEANER DIRT EJECTION VALVE HEAT SHIELD)						
90	L-LT-LTS900 -- Cum. NH230, NTC/Form 230 diesel	6	855	DOHZ 9E611-A	#D0HA-A	1
90	L-LN-LNT-LT-LTL-LTS900 -- Cat. 3406 diesel	6	893			1
90	L-LN-LNT-LT-LTL-LTS900 -- diesel	6	855,893	56302-S2	(B-318-GE)-Bolt (clamp to shield)-hex. (UBS) 1/4"-20 x 5/8"	2
				33769-S4	(M-89-J)-nut-hex. lock (UBS) 1/4"-20	2
9D612 MOTOR ASSY. (CARBURETOR AIR CLEANER)						

For Model Application, refer to Calibration Parts Lists in Section 93A.

9B613 HOSE ASSY. (AIR CLEANER INLET)-Also refer to group 9B614						
90	LN-LNT -- Cat. 3406 diesel	6	893	E2HZ 9B613-A	#E2HT 9B698-BA-Upper	1
90	L-LT-LTS -- Cat. 3406 diesel	6	893	E3HZ 9B613-A	#ED-E2HT 9B968-BA, E4HT 9B698-BA,CA-upper	1
90	LN-LNT900	6	893	E1HZ 9B613-A	#D5HA 9B699-AA-Lower	1
90	C800 -- Cat. 3208 diesel engine	8	636	C9HZ 9B613-E	cut to length as necessary	1

1990/
TRUCK SERIES 600/900

YEAR	MODEL/RESTRICTIONS	ENGINE		PART NUMBER	DESCRIPTION	QTY.
		CYL.	C.I.D. (C.C.D.)			
9B613 HOSE (AIR CLEANER TO INTAKE MANIFOLD)						
90	CF600/700 -- diesel	6	401	E6HZ 9B613-A		1
90	B-F-FT600/900 -- FTO diesel	6	401,474	E7HZ 9B613-A	#E7HT 9B699-AA-4" I.D. one end-5" I.D. other end-8 1/4" long	1
90	L-LN-LNT-LT-LTS800 -- FTO diesel	6	401,474			
90	CL-CLT900 -- Cum. diesel	6	855	D8HZ 9B613-L	#D7HT-9B699-GA-use w/Donaldson or Farr frame-mounted air cleaner --at end of (9B697) tube	1
90	CL-CLT900 -- Cat. diesel	6	893	D8HZ 9B613-A	#D7HT 9B699-HA-use w/Farr or Donaldson frame-mounted air cleaner--at end of (9B697) tube	1
90	CL-CLT900 -- Cum. diesel	6	855, 1150	D8HZ 9B613-H	#D7HT 9B698-VA-upper-use w/Donaldson engine-mounted air cleaner	1
90	CL-CLT900 -- Cum. diesel	6	1150	D8HZ 9B613-K	#D7HT 9B699-DA,DB-lower-use w/Donaldson engine mounted air cleaner	1
90	CL-CLT900 -- Cat., Cum.	6&8	552,568, 855,893	D8HZ 9B613-N	#D7HA 9B698-NA-upper-next to air cleaner-use w/Farr frame-mounted air cleaner	1
90	CL-CLT900 -- Cat., Cum.	6&8	568,855, 893	D8HZ 9B613-P	6" I.D. one end x 7" I.D. other end x 6" long --has ctr. hump-used at air cleaner end of (9B697) tube on Donaldson frame-mtd. air cleaner	1
90	CL-CLT900 -- Cat., Cum.	6&8	568,555, 893	D8HZ 9B613-R	7" I.D. x 7" long w/center hump-used between 9C675 tube and 9600 air cleaner on Donaldson frame-mtd. air cleaner	1
90	L-LT-LTS800 -- Cum V-555 diesel	8	555	D5HZ 9B613-N	#D5HA 9B698-NA-5 1/2" I.D. one end x 6" I.D. other end w/single stud	1
90	L-LT-LTS800 -- Cat. diesel 3208T	8	636T	E2HZ 9B613-B	#E2HT 9B968-DA-air cleaner to int. tube	1
90	LN-LNT800 -- Cat. diesel-3208T	8	636T	E2HZ 9B613-C	#E2HT 9B698-EA-air cleaner to int. tube	1
90	L-LN-LNT-LTS800 -- Cat. diesel-3208T	8	636T	E2HZ 9B613-D	#E2HT 9B699-BA-air cleaner to int. manifold	
90	L-LN-LT-LTL -- w/3176 cat.	6		F0HZ 9B613-A	#F0HT 9B699-AA	
90	L-LT-LTS900 -- Cum. NH230, diesel	6	855	D2HZ 9B613-C	#D2HA 9B698-CB, D3HA-9B698-KA 6" I.D. one end x 5 1/2" I.D. other end-moulded rubber	1
90	LN-LNT900 -- Cum. NH-230 diesel	6	855	D1HZ 9B613-D	#D1HA 9B698-DA-6" I.D. one end x 5 1/2" I.D. other end-moulded rubber	1
90	L-LN-LNT-LT-LTS900 -- Cum. NTC, PT270 diesel	6	855	D0HZ 9B613-F	#D0HA 9B699-G-lower-5" I.D. one end x 5 1/2" I.D. other end x 3 3/8" long	1
90	LTL900 -- Cum. NTC diesel	6	855			1
90	LN-LNT900 -- Cat. 3208 diesel	8	636	E0HZ 9B613-B	#E0HT 9B698-BA-attaches to basic 9C674 which is att. to int. manifold w/(6) bolts	1
90	L-LT-LTS800 -- Cat 3208-diesel	8	636	E0HZ 9B613-C	#E0HT 9B698-CA-attaches to basic 9C674 which is att. to int. manifold w/6 bolts	1
90	L-LT-LTS-LS900 -- w/3306	6	638	E9HZ 9B613-B	#E9HT-BA	1
90	LN-LNT900 -- w/3306 cat.	6	6&8	E8HZ 9B613-C	#E8HZ 9B699-CA	1
90	LTL900 -- Cat. 3406 diesel	6	893	E1HZ 9B613-A	#E1HT 9B699-AA	1
9B613 HOSE and SHIELD ASSY. (AIR CLEANER TO INTAKE MANIFOLD)						
90	CL-CLT900 -- Cum. NTC diesel	6	855	D9HZ 9B613-C	#D7HT 9B698-GB, D9HT 9B698-CA-use w/Donaldson engine mounted air cleaner	1
90	L-LN-LNT-LT-LTS800/900	6&8	All	381738-S	(EE-13)-clamp (air cleaner hose)-6 1/2" dia.	AR

1990/
TRUCK SERIES 600/900

YEAR	MODEL/RESTRICTIONS	ENGINE		PART NUMBER	DESCRIPTION	QTY.
		CYL.	C.I.D. (C.C.D.)			
9614	Refer to group 9510 for Carburetor Parts List Instructions					
9B614 HOSE (AIR CLEANER INLET)						
90	CL-CLT900 -- Cum. diesel	6	855	D8HZ 9B614-C	#D7HT 9B614-AB-4 15/16" long-use w/Farr eng.-mtd. air cleaner	1
9K615 SUPPORT ASSY. (AIR CLEANER INTAKE TUBE)						
90	CL-CLT900 -- 64" BBC	6&8	All	D9HZ 9K615-A	#E0HT 9K615-AA-use w/Donaldson or Farr frame mtd. air cleaner	1
90	CL-CLT900 -- 76" BBC	6&8	All	D8HZ 9K615-B	#D7HT 9K615-BA-use w/Donaldson frame-mtd. air cleaner	1
90	CL-CLT900 -- 88" BBC	6&8	All	D8HZ 9K615-D	#D7HT 9K615-DA-use w/Donaldson frame-mtd. air cleaner	1
90	CL-CLT900 -- w/3406 Cat.	6	893	D8HZ 9K615-A	#E8HT-AA	1
9K616 CONNECTOR (AIR CLEANER STACK PIPE)						
90	CF700/800	6	476	E7HZ 9K616-A		1
9A618 BRACE (AIR CLEANER INTAKE TUBE TO FRAME)						
90	B-F-FT600/800	6&8	All	E0HZ 9A618-A	#E0HT 9A618-AA-8 1/32" long	1
90	CF600/800 -- FTO diesel	6	401,476	E7HZ 9A618-A		1
9D619 SHIELD (AIR CLEANER DUCT)						
90	LTL900 -- Cum. NTC diesel	6	855	E1HZ 9D619-A	#E1HT 9D619-AA	1
9W619 TUBE-INLET (TURBO CHARGER)						
90	CF600/700 -- diesel	6	401	★ E6HZ 9W619-A	Not replaced	1
90	CF600/700 -- diesel	6	401	★ E6HZ 9W619-B	R/b E6HZ 9W619-C	1
9W620 SUPPORT (AIR CLEANER)						
90	CF700/800 -- 6 cyl. 476-FTO diesel	6	476	E7HZ 9W620-A		1
9E622 ADAPTER & PLATE ASSY.-(ENGINE AIR CLEANER-LOWER HOUSING)						
90	B-C-F-FT-LN700/800 -- Cat. 3208T	8	501,636	E2HZ 9E622-A	#E2HT 9E622-A1A,A3A- must be used w/E2HZ 9600-L to complete reg. capacity air cleaner assy.	1
90	B-C-CT-F-FT-LN700/800 -- Cat. 3208T	8	501,636	E2HZ 9E622-B	#E2HT 9E622-B1A, B3A-must be used w/E2HZ 9600-L to complete H/D air cleaner assy.	1
9K622 BRACKET and STRAP ASSY. (AIR CLEANER MOUNTING)						
90	LTL900 -- Cat. 3406, Cum. NTC	6&8	736,855	E1HZ 9K622-A	#E1HT 9K622-AA-13" I.D.	2
9N622 GAUGE ASSY. (AIR CLEANER VACUUM)						
90	CF600/700 -- diesel	6	401	E6HZ 9N622-B	Graduated type-25"	1
90	CF700/800 -- diesel (7.8L)	6	476	E7HZ 9N622-B	#87HU-BA	1
90	CL-CLT900	6&8	All	D8HZ 9N622-A	#D7HT 19D959-AB-mounts to instrument panel	1
90	All w/indicator setting of 25"	6&8	All	C8HZ 9N622-A	#RBX00-2252-#25"-mounts to air cleaner-pop-up type	1
90	All w/indicator setting of 20"	6&8	All	D0HZ 9N622-A	#RBX0-2251-#20"-mounts to air cleaner-pop-up type	1
90	All -- w/indicator setting of 20"			E6HZ 9N622-C	Read out type	1
90	All -- w/restriction indicator option			E0HZ 9N622-A	Mounts to air cleaner	1
90	All -- w/restriction indicator option			E0HZ 9N622-B	*FA-100-mounts to air cleaner	1
90	L-LN-LNT-LTL-LTS-LA-LTA 900	All	All	E8HZ 9N622-A	2 1/4" O.D.-mounts on instrument panel	1
9F623 BRACKET ASSY. (ENGINE AIR CLEANER SCREEN)						
90	CL-CLT900 -- w/engine mtd. air cleaner	6&8	All	E0HZ 9F623-A	#E0HT 9F623-AA	1

1990/
TRUCK SERIES 600/900

YEAR	MODEL/RESTRICTIONS	ENGINE		PART NUMBER	DESCRIPTION	QTY.
		CYL.	C.I.D. (C.C.D.)			
9A624 TUBE ASSY. (AIR CLEANER INTAKE)						
90	B-F-FT600/800 -- tilt cab-gas	8	370,429 636	E4HZ 9A624-A	#E3HT 9A624-BB-E4HT 9A624-AA-provides sealing surface at air inlet opening	1 1
90	B-F-FT700/900 -- diesel-fixed hood	6	476	E7HZ 9A624-A	#E7HT 9A624-AA	1
9B624 SEAL (AIR CLEANER TO HOOD)						
90	C-CT800 -- Cat. diesel	8	636	C1TE 9B624-A	Neoprene-bellows type-5 1/8" I.D. x 7 7/8" O.D. x 3 3/16" high	1
90	LN700 -- Cat. diesel	8	636			1
90	C800	8	370,429			1
90	LN700 -- Cat. diesel	8	636	C3TZ 9B624-A	Air cleaner duct- sponge rubber-8 holes	1
90	L-LT-LTS900 -- Cat. 3406 diesel	6	893	D3HZ 9B624-A	#D0HA 9B687-H, D3HA 9B687-AA-upper-5 1/2" I.D. x 15 1/4" O.D.	1
90	L-LN-LNT-LT-LTS-FTO	6	401,476	E7HZ 9B624-A	Seal air cleaner to mtng. plt.	1
90	L-LN-LNT-LT-LTS-Cum.		555		-- Donaldson Air Cleaner #P14-1596	
90	L-LN-LNT-LT-LTS-Cat.		636			
90	L-LL-LN-LS-LNT-LTL-LTS 600/800 -- Caterpillar 3208T diesel & all FTO eng.	6	636 401	E2HZ 9B624-D	Rubber-6 1/2" I.D. x 6 3/4" I.D. x 8 1/4" O.D.-Fram air cleaner--As listed in TSB 87-14, dated 7-16-87, article 87-14-14"	1
90	L-LN-LNT-LT-LTL-LTS900 -- Cum. & NTC Form diesel	6	601,855	E8HZ 9B624-A	#E8HT 9B687-AA	1
90	L-LN-LNT-LT-LTL-LTS900 -- Cat. 3406 diesel	6	893			1
90	L-LN-LNT-LT-LTS800 -- Cat. 3208 diesel	8	636	D5HZ 9B624-B	#D5HA 9B687-BA-bellows type-6" I.D.-neoprene	1
90	B-F-FT600/800 -- gas tilt front end	8	370,429	E3HZ 9B624-A	#E3HT 9B624-AB	1
90	B-F600/700	6	401			1
90	B-F700/800,FT900	6	476			1
90	F-FT700/800 -- Cat. 3208 diesel-tilt front end	8	636			1
90	L-LN-LNT-LT-LTL-LTS800/900	6&8	All	380335-S2	(SS-45-G)-rivet (air cleaner to hood seal to hood panel)-oval head blind-(aluminum)-3/16" x 17/32"	6
90	L-LN-LNT-LT-LTL-LTS800/900 -- diesel	6&8	All	40920-S8	(U-261)-screw (seal to air cleaner assy.) -hex washer head-self tapping-No. 24 x 1/2" 12-	2
9W625 HOSE ENGINE AIR CLEANER (RESONATOR TO TURBO CHARGER)						
90	CF600/700 -- 165 H.P.- FTO diesel	6	401	E7HZ 9W625-B		1
9626 BRACKET (AIR CLEANER MOUNTING)						
90	CF600/700 -- diesel "Before 3/1/86"	6	401	E6HZ 9626-B		1
90	L-LL-LN-LNT-LT-LTL-LTS 900 -- diesel	6	All	E6HZ 9626-D	#E6HT 9D671-AA	1
90	L-LN-LNT-LT-LTS800 -- FTO diesel	6	474	E7HZ 9626-A	#E7HT 9D671-BB-Outer-13" nom. dia.-1 3/4" wide	1
90	L-LN-LNT-LT-LTS800 -- FTO diesel	6	474	E7HZ 9626-B	#E7HT 9D672-AB-Inner-13" nom. dia.-2 1/8" wide	1
90	CL-CLT900	6	855	D8HZ 9626-F	#D8HT 9647-BD-use w/Farr frame mounted air cleaner-use on units w/frame mtd. att. brkts. (basic #5277)-w/slotted hole	1
90	CL-CLT900 -- All Cum. & 3406 Cat. diesel	All	All	E8HZ 9626-A	#E8HT 9D671-AA-w/Donalson air cleaner	2
90	LTL900 -- Cat. 3406, Cum. NTC	6&8	855, 893	E1HZ 9626-A	#E1HT 9D671-AA-Outer	1

1990/
TRUCK SERIES 600/900

YEAR	MODEL/RESTRICTIONS	ENGINE		PART NUMBER	DESCRIPTION	QTY.
		CYL.	C.I.D. (C.C.D.)			
9626 BRACKET (AIR CLEANER MOUNTING) — Cont'd						
90	L-LN-LNT-LT-LTS800 -- Cat. V-175, V210 3208 diesel	8	636	D5HZ 9626-C	#D5HA 9D671-BB, D6HT 9D671-AA-bracket and strap assy.-outer	1
90	L-LN-LNT-LT-LTS800/900 -- diesel	6&8	All	56320-S4	(B-318-GD)-bolt (bracket to body)-hex. washer head (UBS) 5/16"-18 x 7/8"	AR
90	L-LT-LTS900 -- Cat. 3406 diesel	6	893	56324-S	(B-318-GH)-bolt (bracket to air cleaner)-hex. head (UBS) 5/16"-18 x 1 1/2"	AR
				33770-S4	(M-89-K)-nut-hex. lock (UBS) 5/16"-18	AR
9A626 DUCT and VALVE ASSY. (AIR CLEANER AIR)						
90	C-CT700/800 -- Cat. 3208N diesel	8	636	D8HZ 9A626-A	#D7HT 9A677-AA-E2HT 9A677-AA-plastic elbow	1
90	F-FT-FT600/800	8	370,429	D9HZ 9A626-B	#D9HT 9D626-BA	1
9A627 BRACKET (AIR CLEANER SUPPORT)						

B SERIES

90	B600/700 -- FTO diesel	6	401,474	E9HZ 9A627-A	#E7HT 9A627-AB-Front	1
90	B600/700 -- FTO diesel	6	401,474	E9HZ 9A627-B	#E7HT 9C609-AB,AC-Rear	1

CF600/700 SERIES

90	CF600/700 -- diesel	6	401	E6HZ 9A627-A	Functions as support for radiator supply tank	2
----	---------------------	---	-----	--------------	---	---

CL-CLT SERIES

90	CL-CLT900 -- Cum. diesel	6	855	D8HZ 9A627-G	#D7HT 9A627-AB,AC-front-use w/ Farr engine mounted air cleaner	1
90	CL-CLT900 -- Cum. diesel	6	855	D8HZ 9A627-C	#D7HA 9C609-GA,D8HT 9C609-AA-rear use w/ Donaldson engine-mounted air cleaner	1
90	CL-CLT900 -- Cum. diesel	6	855	D8HZ 9A627-Q	#D7HT 9B919-AB,AC-front-use w/Farr engine mounted air cleaner	1
90	CL-CLT900 -- Cum. diesel	6	855	D8HZ 9A627-T	#D7HT 9B920-AB-rear-L.H.- use w/Farr engine mounted air cleaner	1
90	CL-CLT900 -- Det. diesel	6	552			1
90	CL-CLT900 -- Detroit LTA 6192 diesel	6	552	E5HZ 9A627-D	#E5HT 9A627-BB-EDE5HT 9A627-AC front use w/Donaldson engine mounted air cleaner	1
90	CL-CLT900 -- Cumm. L10 diesel	6	610	E8HZ 9A627-A	#E8HT 9A627-BB-Front	1
90	CL-CLT900 -- Cumm. L10 diesel	6	610	E8HZ 9A627-B	#E8HT 9C609-AB-Rear	1
90	CL-CLT900 -- Cat. diesel	6	893	D8HZ 9A627-N	#D7HT 9A627-MC, D9HT 9A627-AA-front-use w/Donaldson engine mounted air cleaner	1
90	CL-CLT900 -- Cat. diesel	6	893	D8HZ 9A627-F	#D9HT 9C609-AA,AB-rear-use w/Donaldson Engine mounted air cleaner	1
90	CL-CLT900 -- Cum. diesel	6	855	E8HZ 9A627-E	#E8HT 9C609-EA-used in conjunction with E8HZ 9A627-F	1
90	CL-CLT900 -- Cum. diesel	6	855	E8HZ 9A627-F	#E8HT 9A927-DA-used in conjunction with E8HZ 9A627-E	1

F-FT SERIES

90	F-FT600/900 -- FTO diesel	6	401,474	E9HZ 9A627-A	#E7HT 9A627-AB-Front	1
90	F-F600/900 -- FTO diesel	6	401,474	E9HZ 9A627-B	#E7HT 9C609-AB,AC-Rear	1

L-LN-LNT-LT-LTL-LTS SERIES

90	CL-CLT900 -- Cummins L10 diesel	6	610	E8HZ 9A627-A	#E8HT 9A627-BB-Front	1
90	CL-CLT900 -- Cummins L10 diesel	6	610	E8HZ 9A627-B	#E8HT 9C609-AB-Rear	1

1990/
TRUCK SERIES 600/900

YEAR	MODEL/RESTRICTIONS	ENGINE		PART NUMBER	DESCRIPTION	QTY.
		CYL.	C.I.D. (C.C.D.)			
9A627 BRACKET (AIR CLEANER SUPPORT) — Cont'd						
F-FT SERIES						
90	CL-CLT900 -- Caterpillar 3406 diesel	6	893	E8HZ 9A627-D	#E8HT 9A627-CA-Front	1
90	CL-CLT900 -- Caterpillar 3406 diesel	6	893	E8HZ 9A627-C	#E8HT 9C609-CA-Rear	1
90	L-LN-LNT-LT-LTS800 -- Cat. diesel	8	636	D5HZ 9A627-B	#D5HA 9D672-BB, D6HT 9D672-AA-inner	1
90	LTL900 -- Cat. 3406, Cum NTC	6&8	855,893	E1HZ 9A627-B	#E1HT 9D672-AA-inner	1
90	LNT900 -- Cum. diesel	6	855	E8HZ 9A627-E	#E8HT-EA-used in conjunction with E8HZ 9A627-F	1
90	LNT900 -- Cum. diesel	6	855	E8HZ 9A627-F	#E8HT-DA-used in conjunction with E8HZ 9A627-E	1
90	L-LT900 -- Cum. V-903 diesel	8	903	56320-S4	(B-318-GD)-bolt (bracket to dash panel)-hex. washer head (UBS) use with D1HZ 9600-B, D5HZ 9600-C Bolt (bracket to dash panel)-	3 3
90	L-LT900 -- Cum. V-903 diesel	8	903	56324-S	(B-318-GH)-bolt (bracket to air cleaner)- hex. head (UBS) 5/16"-18 x 1 1/2"	1
90	CL-CLT900 -- Cum. diesel	6	1150	388220-S2	(A0-10-E) Plate (brkt. to exh. manifold) 7/16" lock-3.70" hole centers	4
90	CL-CLT900 -- Cat. diesel	6	893	384542-S2	(XX-173-G) Spacer (frt. 8 rr. brkts. to straps) 7/16" steel	2
90	CL-CLT900	6&8	All	351428-S7	(XX-166)-Washer (bracket to eng.)-7/16" flat	2
9628 CLAMP (AIR CLEANER STACK PIPE)						
90	CF600/800 -- diesel	6	401,476	E6HZ 9628-A		
90	CF700/800 -- FTO diesel	6	401,476	E7HZ 9628-A		1
9B629 EXTENSION ASSY. (AIR CLEANER AIR INNER DUCT)						
90	B-C-CT-F-FT600/800	8	370-4/B	C4TZ 9B629-D		1
90	B-C-CT-F-FT700/800	8	429			1
90	B-C-F600/700	8	370-2/B	C4TZ 9B629-C		1
90	LN700 -- Cat. diesel	8	636	D0EZ 9B629-A		1
9E629 SLEEVE (FUEL VAPOR STORAGE CANISTER PURGE INLET)						
90	B-F-FT600/800 -- gas	8	All	EOUZ 9E629-B	#D94E 9D625-AA-has (2) 90° nipples incl. "O" ring	AR
90	B-F-FT600/800 -- gas	8	All	D8TZ 9E629-B	Plastic 90° elbow-round top	1
90	B-F-FT600/800 -- gas	8	All	D8TZ 9E629-A	Plastic-90° elbow-flat top	1or2
90	C900 -- gas	8	All			1
90	C-CT800 -- gas	8	All	D8AZ 9E629-A	Plastic-180° (straight) - has hose nipple	1
90	B-F-FT600/800 -- gas	8	All	D8HZ 9E629-A	Plastic - 180° (straight)-has (2) ridges on outer dia. -use w/9E602 cap	1
90	C-CT800 -- gas	8	All			1
9E630 TUBE and SLEEVE ASSY. (FUEL VAPOR PURGE INLET)						
90	B-F-FT600/800	8	370,429	D1BZ 9E630-A	Cut to length	1
9P630 WASHER (CONNECTOR-FUEL INJECTION PUMP OUTLET)						
90	CF600/700	6	401,476	E6HZ 9P630-A		1
90	B-CF-F600/700	6	401,476			1
90	B-CF-F-FT700/900	6	401,476			1
90	L-LN-LS-LT-LNT-LTS800	6	401,476			1
9C631 Refer to group 9510 for Carburetor Parts Lists Instruction						

1990/
TRUCK SERIES 600/900

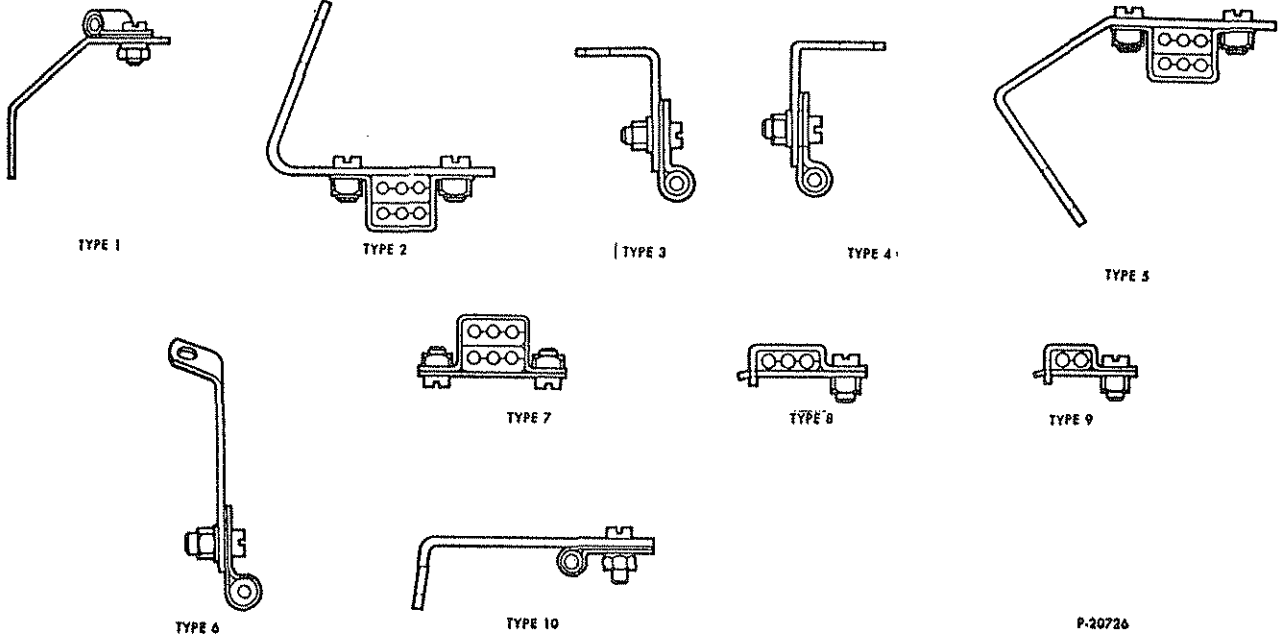
YEAR	MODEL/RESTRICTIONS	ENGINE		PART NUMBER	DESCRIPTION	QTY.
		CYL.	C.I.D. (C.C.D.)			
9D632 NUT ASSY. (AIR CLEANER WING)						
90	L-LN-LNT-LT-LTS900 -- Cum. NH220, NHC250, NTC and Super 250 diesels	6	855,927	D0HZ 9D632-A	7/16"-20	1
90	L-LN-LNT-LT-LTL-LTS900--Cum. NTC-290, NTC-335, NTC-350 and PT-270 diesel	6	855			1
9W633 HOSE (AIR CLEANER)						
90	CF700/800 -- FTO diesel	6	476	E7HZ 9W633-A		1
90	CF600/800 -- FTO eng.	6	6.6L	FOHZ 9W633-A	#90HU-AA	1
9634 SEAL (IDLE ADJUSTING NEEDLE)-Refer to group 9510 for Carburetor Parts List Instructions						
9D634 GASKET (AIR CLEANER AIR INLET CONNECTOR)						
90	L-LN-LNT-LT-LTS800 -- Cat. diesel	8	636	D0HZ 9D634-A	5 1/16" I.D. x 5 3/8" O.D. x 3/8" thick- use with D0HZ 9C674-F	1
9636 Refer to group 9510 for Carburetor Parts Lists Instructions						
9B636 SCREEN ASSY. (ENGINE AIR CLEANER DUCT)						
90	L-LT-LTS800 -- diesel	8	636	D5HZ 9B636-B	#D5HA 9B670-AA-R.H. side of (16000) frt. end-round-12" O.D.	1
90	L-LN-LNT-LT-LTL-LTS900 -- diesel	6&8	All			1
9B640 HOSE ASSY. (ENGINE AIR CLEANER-OUTLET)						
90	CF600/700 -- FTO diesel	6	401	E7HZ 9B640-A		1
9E645 TEE (FUEL VAPOR STORAGE CANNISTER)						
90	B-C-CT-F-FT600/900 -- gas-Calif.	8	All	D8AZ 9E645-A		1
90	B-F-FT600/800 -- gas	8	370,429			1
9B646 COVER ASSY. (AIR CLEANER)						
90	L-LN-LNT-LT-LTL-LTS900 -- Cum. NH,NTC and Super 250 diesels	6	855,927	D7HZ 9B646-A		1
90	L-LT-LTS900 -- Cat.	6	893			1
90	CL-CLT900 -- Cum. 8V diesel	6&8	1150	D8HZ 9B646-B		1
90	CL-CLT900 -- Cum. I6 Cat 3406 diesel	6&8	855,893	D8HZ 9B646-A		1
90	CL-CLT900 -- Cum. I6 Cat. 3406	6&8	855,893	D8HZ 9B646-C		1
90	CF600/800	6	6.6L 7.8L	E7HZ 9B646-A	#87HU 9643-BA	1
9647 BRACKET ASSY. (ENGINE AIR CLEANER)						
90	CF600/800 -- FTO diesel	6	All	E7HZ 9647-B	#87HU-AB	
9B650 THERMOSTAT ASSY. (ENGINE AIR CLEANER)						
For Model Application, refer to Calibration Parts Lists in Section 93A.						
9E651 ELIMINATOR ASSY. (AIR CLEANER MOISTURE)-Also refer to group 9B994						
90	CL-CLT900 -- Cum. I6 diesel	6	855	D8HZ 9E651-E	#C60575-GR1- (Farr eng. mtd.)	1
90	CL-CLT900 -- Cat. 3406, Cum. I6, Det. 8V-71 diesel	6&8	568,855, 893	D8HZ 9E651-F	(Farr eng. mtd.)	1
9K652 CLAMP "T" BOLT (FLAT BAND)						
90	B-F700/800,FT900 -- FTO diesel	6	401,476	E7HZ 9K652-A	#E7HT 9D671-AB-adjusts from 8 15/16" to 9 5/16"-1 1/4" wide	1
90	B-F600/700	6	401			1
90	B-F700/800,FT900	6	476			1

1990/
TRUCK SERIES 600/900

YEAR	MODEL/RESTRICTIONS	ENGINE		PART NUMBER	DESCRIPTION	QTY.
		CYL.	C.I.D. (C.C.D.)			
9K652 CLAMP "T" BOLT (FLAT BAND) — Cont'd						
90	L-LL-LN-LT-LNT-LTS 800--ITO diesel	6	476	E7HZ 9K652B	#E7HT 9K652AB--adjusts From 4-3/8" to 4-11/16"	1
90	B-F700/800,FT900 -- FT0 diesel	6	401,476			1
90	LTL900 -- Cat. 3406 & Cum. NTC diesel	6	855,893	D9HZ 9K652-B	#D9HT 9K652-AA, E2HT 9K652-FA--adjusts from 6 3/8" to 6 11/16"	1or2
90	L-LN-LNT-LT-LTS900 -- Cat. 3406 diesel	6	893			1or2
90	L-LN-LNT-LT-LTS800 -- Caterpillar 3208T diesel	6	636			2
90	L-LN-LNT-LT-LTS900 -- Cum. NTC Formula diesel	6	855			1
90	L-LN-LNT-LT-LTS-LS- w/3306 Cat. engine	6	638			1
90	LNT900 -- w/Cum. L10 diesel	6	610	D9HZ 9K652-C	#D9HT 9K652-CA, E2HT 9K652-CA--adjusts from 7 3/8" to 7 11/16"	1
90	L-LN-LNT-LT-LTS800 -- Caterpillar 3208T diesel	8	636			2
90	L-LN-LNT-LT-LTS900 -- Cum. NTC Formula diesel	6	855			1
90	L-LN-LNT-LT-LTS900 -- Cat. 3406 diesel	6	893			1or2
90	B-F600/700	6	401			1
90	CF600/700	6	401			1
90	L-LS-LT-LTS800	6	474			1
90	LN-LNT800	6	474			1
90	B-F800,FT900	6	474			1
90	L-LN-LNT-LT-LTS800 -- Caterpillar 3209 diesel	8	636	D9HZ 9K652-D	#D9HT 9K652-BA, E2HT 9K652-BA--adjusts from 5 3/8" to 5 11/16"	1
90	LTL900 -- Cum. NTC diesel	6	855			1
90	L-LN-LNT-LT-LTS900 -- Cum. NTC Formula diesel	6	855			1
90	LTL900 -- Cat. 3406, Cum. NTC 3406 diesels	6&8	855,893,	E1HZ 9K652-B	#E1HT 9K652-BA, E2HT 9K652-EA--adjusts from 8-1/4" to 8-3/4"	1
90	L-LN-LNT-LT-LTS900 -- Cummins L10 diesel	6	610			1
90	LTL900 -- Cum. NTC diesel	6	855	E1TZ 9K652-A	#E1HT 9K652-AA, E2HT 9K652-DA--adjusts from 5-7/8" to 6-1/4"	1
90	L-LN-LNT-LT-LTS900 -- Cum. NTC Formula diesel	6	855			1
90	CL-CLT900 -- Cat. 3406	6	893	E8HZ 9K652-B	#E8HT-BA, BB-7" I.D.	1
90	CL-CLT900 -- Cat. 3406	6	893	E8HZ 9K652-A	#EBHT-AA	1
90	CL-CLT900	6	All	E9HZ 9K652-B	#E9HT-BA-11" dia. Donaldson air cleaner ★ NOTE-Recommend replace both straps if one brakes	1
9D653 CANISTER ASSY. (FUEL VAPOR STORAGE)						
90	C800	8	All	D8AZ 9D653-C	*CX-232-A-#D8AE 9D653-BA, BB- black-rectangular	1
90	B-F-FT600/800 -- Gas-Exc. w/Calif. emission	8	370,429			1
90	B-F-FT600/800 -- gas-w/Calif. emission	8	370,429	E0AZ 9D653-A		1

1990/
TRUCK SERIES 600/900

9N653 CLAMP ASSY. (FUEL INJECTION PUMP TUBE)



P-20726

YEAR	MODEL/RESTRICTIONS	ENGINE		PART NUMBER	TYPE	DESCRIPTION	QTY.
		CYL.	C.I.D. (C.C.D.)				
9N653 CLAMP ASSY. (FUEL INJECTION PUMP TUBE)							
90	B-F600 -- FTO diesel-(160 H.P.)	6	401	E7HZ 9N653-A	1		1
90	B-F600 -- FTO diesel-(160 H.P.)	6	401	E7HZ 9N653-B	2		1
90	B-F700/800,FT900 -- FTO diesel	6	474	E7HZ 9N653-L	2		1
90	CF700/800 -- FTO diesel	6	474				1
90	L-LN-LNT-LS-LT-LTS800 -- FTO diesel	6	474				1
90	B-F600 -- FTO diesel-(160 H.P.)	6	401	E7HZ 9N653-C	3		1
90	B-CF-F600/700 -- FTO diesel-(170 H.P.)	6	401	E7HZ 9N653-D	4		1
90	B-F700/800,FT900 -- FTO diesel	6	474	E7HZ 9N653-K	4		1
90	CF700/800 -- FTO diesel	6	474				1
90	L-LN-LNT-LS-LT-LTS800 -- FTO diesel	6	474				1
90	B-CF-F600/900 -- FTO diesel-(170 H.P.)	6	401	E7HZ 9N653-E	5		1
90	B-CF-F600/700 -- FTO diesel-(170 H.P.)	6	401	E7HZ 9N653-F	6		1
90	B-F-FT600/900 -- FTO diesel	6	401,474	E7HZ 9N653-G	7		1
90	CF600/800 -- FTO diesel	6	401,474				1
90	L-LN-LNT-LS-LT-LTS800 -- FTO diesel	6	474				1
90	B-F-FT600/900 -- FTO diesel	6	401,474	E7HZ 9N653-H	8		1
90	CF600/800 -- FTO diesel	6	401,474				1
90	L-LN-LNT-LS-LT-LTS800 -- FTO diesel	6	474				1
90	B-F-FT600/900 -- FTO diesel	6	401,474	E7HZ 9N653-J	9		1
90	CF600/800 -- FTO diesel	6	401,474				1
90	L-LN-LNT-LS-LT-LTS800 -- FTO diesel	6	474				1

JULY, 1989

COPYRIGHT © 1989—

FORD MOTOR
COMPANY

—DEARBORN, MICHIGAN

NEW ISSUE

1990/
TRUCK SERIES 600/900

YEAR	MODEL/RESTRICTIONS	ENGINE		PART NUMBER	TYPE	DESCRIPTION	QTY.
		CYL.	C.I.D. (C.C.D.)				
9N653 CLAMP ASSY. (FUEL INJECTION PUMP TUBE) -- Cont'd							
90	B-F700/800,FT900 -- FTO diesel	6	474	E7HZ 9N653-M	10		1
90	CF700/800 -- FTO diesel	6	474				1
90	L-LN-LNT-LS-LT-LTS800 -- FTO diesel	6	474				
YEAR	MODEL/RESTRICTIONS	CYL.	C.I.D. (C.C.D.)	PART NUMBER		DESCRIPTION	QTY.
9A654 PIN (AIR CLEANER INTAKE SUPPORT)							
90	CL-CLT900	6&8	All	D8HZ 9A654-A		Clevis pin type-2" long-also serviced in D8HZ 9K615-A,B,D assys.	1
9K656 REINFORCEMENT ASSY. (AIR CLEANER)							
90	CF600/800 -- diesel	6	401,476	E6HZ 9K656-A			1
9658 PAN (ENGINE AIR CLEANER)							
90	CL-CLT900 -- Cum. 16 diesel	6	855	D8HZ 9658-C		(Farr eng. mtd.)	1
9A659 STUD (AIR CLEANER TO CARBURETOR RETAINING)-also refer to group 9510 for Carburetor Parts List Instructions							
90	LN600/700 -- Cat. Diesel	8	All	D1HZ 9A659-A			1
90	All	8	370,429	D2HZ 9A659-B		3/8"-16 male-7/16"-14 female-use in conjunction w/389716-S2	1
9661 COVER ASSY. (ENGINE AIR CLEANER)-Also refer to 9A664 group							
90	B-F-FT600/900 diesel	6	6.6L,7.8L	E9HZ 9661-A			1
90	B-C-CT600/900 -- gas	8	All	D4HZ 9661-D		Can be used on D7HZ 9600-A, D8HZ 9600-P, D9HZ 9600-G, E0HZ 9600-B-contains restriction indicator fitting	1
90	F-FT600/900 -- 8 cyl. gas	8	All	D4HZ 9661-F		Contains restriction indicator fitting	1
90	B-C-CT-F-FT600/800 -- gas	8	370,429	E2HZ 9661-A		Contains restriction indicator fitting	1
90	B-C-CT-F-FT -- gas	8	All	389099-S2		(H-179)-Stud 7/16"-14-14 x 5 3/4"-attaches air cleaner cover-use w/D4HZ 9661-A-B	1
9N661 WASHER (FUEL INJECTION PUMP LEAK OFF TUBE)							
90	CF700/800 -- diesel	6	401,474	E9HZ 9N661-A			12
90	B-F700/800,FT900 -- FTO diesel	6	401,474				
90	L-LN-LNT-LT-LTS800 -- FTO diesel	6	474				
9663 BRACE (ENGINE AIR CLEANER)							
90	CL-CLT900 -- Cat. diesel	6	893	D8HZ 9663-B		#D7HT 9663-CA,CB,CC-use w/Donaldson air cleaner	1
90	CL-CLT900 -- Cum. NTC diesel	6	855	D8HZ 9663-C		#D8HT 9663-AA-use w/Donaldson engine mounted air cleaner	1
9D663 VALVE (ENGINE AIR CLEANER DIRT EJECTION)							
90	CL-CLT900 -- all diesel- w/engine mtd. air cleaner	6&8	All	E8HZ 9D663-A		#E8HT 9D663-AA	1
9K663 BRACE ASSY.-UPPER (STACK PIPE-ENGINE AIR CLEANER)							
90	CF600/800 -- w/rain cap option-diesel	6	401,476	E6HZ 9K663-A		Secures stack pipe to cab	2
9A664 AIR CLEANER COVER-Also refer to 9661 group							
90	L-LT-LTS-LN-LNT-LS900	6	All Cumm. & Cat.	E8HZ 9A664-A			1

1990/
TRUCK SERIES 600/900

YEAR	MODEL/RESTRICTIONS	ENGINE		PART NUMBER	DESCRIPTION	QTY.
		CYL.	C.I.D. (C.C.D.)			
9D664 BRACKET and STRAP ASSY. (VAPOR STORAGE CANISTER)						
90	B600/700, C600/900, CT800/900, F600/700, L800/900, LN600/900, LNT-LT-LTL-LTS800/900	6&8	All	D1BZ 9D664-A		1or2
90	C-CT600/900	6&8	All	D64Z 9D664-A	3 holes-bolts to canister (9D653) & brkt. (9D665)	1or2
9D665 BRACKET (FUEL VAPOR STORAGE CANISTER)						
90	C-CT800	6&8	All	D3HZ 9D665-A	#D3HA 9D665-AB, D4HA 9D665-AA-bolts on top side of frame suppt.	1
90	C800 -- w/Calif. emission "From 2/85"	8	370,429	E5HZ 9D665-A	#E5HT 9D665-BB-use w/50 or 75 gal. "D" tanks	1
90	C-CT800	6&8	All	D8HZ 9D665-A	#D8HT-AA-bolts to top side of frame suppt. -- has (1) square hole for canister	1
90	C-CT800	6&8	All	D8HZ 9D665-B	#D8HT 9D665-BB-bolts on under side of frame support -- retains brackets (9D664)	1
90	L-LN-LNT-LT-LTL-LTS800/900	6&8	All	D8HZ 9D665-C	#D8HT 9D665-CA	1
90	B-F-FT600/800	6&8	All	D8HZ 9D665-D	#D8HT 9D665-DA,DB-on dash-has (1) square hole for canister	1
90	L-LN-LNT-LT-LTL-LTS800/900	6&8	All	D8HZ 9D665-F	#D8HT 9D665-FB-use w/75 gal D type tanks	1
90	B-F-FT600/800	8	370,429	E5HZ 9D665-B	#E5HT 9D665-AA,AB,AC	1
90	LN600	6&8	All	D8HZ 9D665-G	#D8HT 9D665-GB-use w/75 gal D type tanks	1
9D667 TUBE ASSY. (FUEL VAPOR STORAGE CANISTER PURGE)						
90	B-F-FT600/800 -- exc. w/Calif. emission	8	All	D8HZ 9D667-A	57/64" I.D.-57" long-cut to length	1
90	All	6&8	All	D4ZZ 9D667-A	3/4" I.D.-55" long - cut to length	1
9K668 BOLT (ENGINE AIR CLEANER)						
90	CL-CLT900 -- Cum I6,	6	855	D8HZ 9K668-A	5/16"-18 x 3/4" hex hd-attach clamp strap to clamp brkt or water separator to pan-(Farr)	AR
90	CL-CLT900 - Cum I6,	6	855	356685-S8	(BB-153) Bolt (water separator to pan)-3/8"-16 x 7/8" hex. hd.	4
9671 DUCT ASSY. (AIR CLEANER LESS GRILLE)						
90	LN700-Cat. diesel	8	636	B7QZ 9671-A		1
9672 GRILLE ASSY. (AIR CLEANER AIR DUCT)						
90	LN700 -- Cat. diesel	8	636	B7TZ 9672-A	With fresh air cleaner	1
9673 GASKET (AIR CLEANER)						
90	L-LN-LNT-LT-LTS800 -- diesel	8	636	D0HZ 9673-A	Air inlet connector to engine-3/8" I.D. x 1 1/16" O.D. x 1/8" thick (steel and rubber)- use with D0HZ 9C674-F connector	1
90	All -- gas	8	All			1
90	CL-CLT900 -- Cum. KT,KTA diesel	6&8	1150	D8HZ 9673-B	Use with D8HZ 9600-C,E	1
90	CL-CLT900 -- Cum. I6,Cat. 3406 diesel	6&8	855, 893	D8HZ 9673-A	Use with D8HZ 9600-B,D	1
9C673 COLLECTOR (AIR CLEANER DUST)						
90	C800 -- Cat. diesel	8	636	C9HZ 9C673-A		1
90	LN700 -- Cat. 3208 diesel	8	636			1
90	L-LN-LNT-LT-LTL-LTS900 -- Cat. 3406 diesel	6	893			1
90	L-LN-LNT-LT-LTL-LTS900 -- Cum. diesel	6	855			1
90	LNT900 -- Cum. L10 diesel	6	610	C9HZ 9C673		1
90	CF600/700 -- diesel	6	401	E6HZ 9C673-A		1
90	CF700/800 -- FTO diesel	6	476	E7HZ 9C673-A		1

**1990/
TRUCK SERIES 600/900**

YEAR	MODEL/RESTRICTIONS	ENGINE		PART NUMBER	DESCRIPTION	QTY.
		CYL.	C.I.D. (C.C.D.)			
9A674 DUCT (SHROUD TO AIR CLEANER AIR INTAKE TUBE)-Also refer to group 9B697						
90	LN600/700 -- Cat. diesel	8	636 636	DOHZ 9A674-B	# D0HA 9B660-G	1
90	B-F-FT700/800 -- Cat. 3208T or NA diesel -w/air brakes	8	636	E3HZ 9A674-B	# ED-E3HT 9B660-AB, E3HT 9B660-AC	1
90	B-C-CT-F-FT600/800	8	370,429	D4HZ 9A674-A	# D4HF 9B660-AA-use w/std. air cleaner	1
90	L-LN-LNT-LT-LTS800/900-- diesel	6&8	All	D5HZ 9A674-C		1
90	C800 -- diesel	8	636	34940-S7-8 378772-S	(X-88)-lockwasher-external tooth-1/4" (EE-10)-clamp (duct to brace)-4 1/2" dia.	1
9C674 CONNECTION (ENGINE AIR INLET)						
90	L-LN-LNT-LT-LTS800/900 -- Caterpillar 3208T diesel	8	636T	E2HZ 9C674-A	# E2HT 9C674-AA-includes attached gasket-5" I.D.	1
9D674-5 TUBE (FUEL VAPOR EXPANSION TANK TO CANISTER)-Improvise from bulk tubing (2269)						
9A675 TUBE (CARBURETOR AIR CLEANER AIR INTAKE)						
90	B-C-CT-FT600/800 -- gas	8	All	D3HZ 9A675-B	28" long-cut to length as	1
9C675 TUBE ASSY. (ENGINE AIR CLEANER INTAKE)-Also refer to group 9A674						
90	CF600/700 -- FTO diesel	6	401	E6HZ 9C675-D	# 87HU 9K614-BA-Intake-stack pipe-top	1
90	CF600/700 -- Diesel	6	401	E6HZ 9C675-C	Intake-stack pipe-extension	1
90	CF700/800 -- FTO diesel	6	476	E7HZ 9C675-B	W/stack pipe option	1
90	CF700/800 -- FTO diesel	6	476	E7HZ 9C675-D	W/stack pipe option	1
90	CL-CLT900	6	893	E8HZ 9C675-E	# E8HT-AA-Reg. cab	1
90	CL-CLT900	6	893	E8HZ 9C675-B	# E8HT 9C676-BA,BB,BC-64 BBC-Reg. cab	1
90	CL-CLT900	6	610			1
90	CL-CLT900 -- w/Cumm. dsl.	6	610,855	E8HZ 9C675-C	# E8HT 9C676-CA	1
90	CL-CLT900 -- w/Cum. dsl. or Cat. dsl. eng.	6	610,855, 893	E8HZ 9C675-A	# E8HT 9C676-AA,AB,AC-Slpr. cab -88 BBC	1
90	CL-CLT900 -- w/3406 Cat.	6	855	E8HZ 9C675-D	# E8HT 9C676-DA,DB,DC-Slpr. cab -110 BBC	1
90	B-F-LN600/700	8	370	D9HZ 9C675-A	Plastic scoop only	1
90	B-F-FT600/800	8	370,429	D9HZ 9C675-C	22 3/8" long-4" I.D.	1
90	B-F600/800 -- FTO diesel	6	401,474	E7HZ 9C675-E	# E7HT 9C676-AA	1
90	FT900 -- FTO diesel	6	401,474			1
90	F-FT700/800 -- tilt hood	8	370,429	E3HZ 9C675-A	# E3HT 9C676-AA-12-3/8" long- 5-1/2" I.D. & 4" I.D.	1
9C676 TUBE (AIR CLEANER INLET)-Refer to groups 9A674 & 9C675						
9C678 BRACKET (AIR INTAKE ENGINE AIR CLEANER)						
90	CF600/700 -- Diesel w/rain cap option	6	401	E6HZ 9C678-B	Lower brkt. to cab	1
90	CF600/800 -- Diesel	6	401,476	E6HZ 9C678-C	Attaches to lower part of stack pipe	1
90	CF600/800 -- Diesel	6	401,476	E6HZ 9C678-D	Upper bracket to cab	1
90	CF600/800 -- Diesel	6	401,476	E6HZ 9C678-E	Upper brkt. to stack pipe	1
90	CF600/800 -- w/rain cap option	6	401,476	E7HZ 9C678-A	To air cleaner	1
90	CF700/800 -- FTO diesel	6	476	E7HZ 9C678-A		1
9W680 INSULATOR ASSY. (AIR CLEANER DUCT)						
90	CF600/700 -- Diesel -w/rain cap option	6	401	★ E6HZ 9W680-A Not replaced	Attaches to air cleaner inlet pipe	1
90	CF600/800 -- Diesel	6	401,476	E6HZ 9W680-B	Attaches to upper cab brkt.	2
9C681 HOSE (AIR CLEANER TO INTAKE TUBE UPPER)						
90	B-F600/800,FT900 -- FTO diesel	6	401,474	E7HZ 9C681-A	# E7HT 9C681-AA,AB	1
90	CF600/700 -- FTO diesel	6	401	E6HZ 9C681-D	# E5HT 9C681-EA	1
90	CF700/800 -- FTO diesel	6	476	E7HZ 9C681-C		1

**1990/
TRUCK SERIES 600/900**

YEAR	MODEL/RESTRICTIONS	ENGINE		PART NUMBER	DESCRIPTION	QTY.
		CYL.	C.I.D. (C.C.D.)			
9C681 HOSE (AIR CLEANER TO INTAKE TUBE UPPER) — Cont'd						
90	CL-CLT900 -- Caterpillar 3406 diesel	6	893	E8HZ 9C681-A	#E8HT 9C681-CA-7" I.D. x 3 1/2" long	1
90	CL-CLT900	6	893	E8HZ 9C681-E	#9C681-DA	1
90	L-LN-LNT-LT-LTS800 -- FTO diesel	6	401,474	E7HZ 9C681-B	#E7HT 9C681-CA	1
90	L-LN-LNT-LT-LTS900 -- Cum. diesel	6	855	D0HZ 9C681-E	#D0HA 9C681-E-6" I.D.-moulded elbow	1
90	LTL900 -- Cum. NTC diesel	6&8	855,893,	E1HZ 9C681-A	#E1HT-AA-6" I.D.-8" O.D.-6" long	1
90	L-LT-LTS900 -- Cummins L10 engine	6	610			
90	LTL900 -- Cat. 3406 diesel	6	893	E1HZ 9C681-C	#E1HT-A-8" I.D.-5" long	1
90	L-LN-LNT-LT-LTL-LTS900 -- Cum. NTC Formula diesel	6	855	E5HZ 9C681-A	#E5HT-BA	
90	L-LN-LNT-LT-LTL-LS-LTS -- "From 2/85" w/3306 Cat. engine	6	638			1
90	C600/800 -- diesel	8	All	378774-S	(EE-11)-clamp (hose to air cleaner)-6" dia. hose	1
90	L-LN-LNT-LT-LTS800/900 Cum. NHCT & NTC or Cat. V-175, V-200, and V-225 diesel	6&8	All	381738-S	(EE-13)-6 1/2" dia. hose Clamp (hose to air cleaner and hose to air cleaner to intake manifold tube)	1 2
9C682 HOSE (INTAKE TUBE-ENGINE AIR CLEANER)						
90	CF600/800 -- FTO diesel	6	401,476	E7HZ 9C682-A		1
9B683 SCREEN ASSY. (ENGINE AIR CLEANER)						
90	CL-CLT900 -- w/eng. mtd. air cleaner	6&8	All exc. 610	E0HZ 9B683-A	#E0HT 9B683-BA	1
90	CL-CLT900 -- Cummins L10 diesel	6	610	E8HZ 9B683-A	#E8HT 9B683-AA	1
9B685 MOULDING (ENGINE AIR CLEANER DUCT)						
90	LN-LNT900 -- Cum. V-903 diesel	8	903	D8HZ 9B685-A	#D7HT 9B685-AA	1
9C685 BRACKET (AIR CLEANER INTAKE TUBE UPPER)						
90	C800 -- Cat. diesel	8	636	C9HZ 9C685-A		1
				351385-S7	(XX-158)-washer-flat-3/8"	
				34987-S4	(M-89-CF)-nut-hex. lock-3/8"-16	
9D692 ADAPTER (FUEL VAPOR PURGE TUBE TO AIR CLEANER)						
90	B600/700, C600/900, CT800, F600/800,	8	All	D0AZ 9D692-B		1
9697 GROMMET ASSY. (CARBURETOR AIR CLEANER)						
90	B-F-FT600/800	6&8	All	C6TZ 9697-A		3
90	CF600/700 -- diesel	6	401	E6HZ 9697-A		1
90	CF700/800 -- FTO diesel	6	476			1
9B697 TUBE (AIR CLEANER TO INTAKE MANIFOLD)—Also refer to group 9A674						
90	CL-CLT900 -- 64" BBC	6	855,893	D9HZ 9B697-C	#E0HT 9B697-BA-use w/Donaldson or Farr frame mtd. air cleaner	1
90	CL-CLT900 -- Cat., Cum. & Det. diesel 76" BBC	6	552,855, 893	D8HZ 9B697-B	#D7HT 9B697-JA-use w/Farr or Donaldson frame-mounted air cleaner	1
90	CL-CLT900 -- 64" BBC	6&8	552,568	D9HZ 9B697-D	#E0HT-AA-use w/Donaldson or Farr frame mtd. air cleaner	1
90	CL-CLT900 -- cum. KT diesel	6	1150	D8HZ 9B697-D	#D7HT 9B697-DB-use w/Donaldson engine-mounted air cleaner	1
90	CL-CLT900 -- Cumm. L10 diesel	6	610	E8HT 9B697-C	#E8HT 9B697-CA	1
90	CL-CLT900 -- Cum. & Cat. diesel-88" BBC	6	855, 893	D8HZ 9B697-L	#D7HT 9B697-LA-use w/Donaldson frame-mounted air cleaner-plastic	1
90	CL-CLT900 -- Cum. NTC/Form	6	All	E8HZ 9B697-E	#E8HT 9B697-EA-NOTE: plug 3/4" pipe treated Port-except w/Cumm. NTC 444 w/Bendix air compressor	1
90	CL-CLT900 -- Cat. 3406	6	893	E8HZ 9B697-D	#E8HT 9B697-DA	1
90	LN-LNT800 -- FTO diesel	6	476	E7HZ 9B697-A	#E7HT 9B697-AC	1

JULY, 1989

COPYRIGHT © 1989---

FORD MOTOR
COMPANY

---DEARBORN, MICHIGAN

NEW ISSUE

1990/
TRUCK SERIES 600/900

YEAR	MODEL/RESTRICTIONS	ENGINE		PART NUMBER	DESCRIPTION	QTY.
		CYL.	C.I.D. (C.C.D.)			
9B697 TUBE (AIR CLEANER TO INTAKE MANIFOLD)-Also refer to group 9A674 - Cont'd						
90	L-LT-LTS800 -- FTO diesel "Before 5/88"	6	476	E7HZ 9B697-B	#E7HT 9B697-BC	1
90	L-LT-LTS800 -- FTO diesel "From 5/88"	6	476	E8HZ 9B697-G	#E8HT 9B697-GA	1
90	B-F600/700 -- diesel	6	401	E7HZ 9B697-D	#E7HT 9B697-KA	1
90	B-F600/800,FT900 -- FTO engines	6	476	E7HZ 9B697-C	#E7HT 9B697-CA,CB	1
90	LN700	6	476	E7HZ 9B697-L	#E7HT 9B697-LA	1
90	LN-LNT900 -- Cum. NTC 250 diesel	6	855	E2HZ 9B697-F	#E2HT 9B697-CA,KA-5" O.D. one end- 7" x 5" other end	1
90	LN-LNT900 -- Cummins NTC formula diesel	6	855	E7HZ 9B697-J	#E7HT 9B697-JA-5" O.D. one end- 8 9/16" other end	1
90	LN-LNT -- w/Cum. NTC/Form	6	855	F0HZ 9B697-C	E7HS-AA-use w/Bendix Tu-Flo 500/700 air brake comp. opt.	1
90	L-LT-LTS900 -- Cum. NTC 300, 350 diesel	6	855	D6HZ 9B697-B	#ED-E2HT 9B697-GA	1
90	LN-LNT900 -- Cat. 3406 diesel	6	893	E3HZ 9B697-A	#E3HT 9B697-AA,BA	1
90	LTL900 -- Cat. 3406 diesel	6	893	E1HZ 9B697-A	#E1HT 9B697-AA, E3HT 9B697-CA	1
90	LTL900 -- w/Cumm. NTC 444	6	855	E8HZ 9B697-J	E8HT-JA-plug 3/4" pipe treated Port except w/Cumm. NTC 444 w/Bendix air compressor	1
90	L-LT-LTL-LTS900 -- 116" BBC-Cummins L10 diesel	6	610	E7HZ 9B697-E	#E7HT 9B697-EA,EB-6" O.D.- one end-5 1/2" O.D. other end	1
90	LN-LNT900 -- Cummins L10 diesel	6	610	E7HZ 9B697-F	#E7HT 9B697-FA-5 1/2" O.D. one end-5" O.D. other end	1
90	L-LT-LTL-LTS900 -- Cummins L10 diesel-exc. 116" BBC	6	610	E7HZ 9B697-G	#E7HT 9B697-GA	1
90	L-LT-LTS-LS900 -- w/3306 Cat.	6	638	E9HZ 9B697-D	#E9HT-DA	1
90	L-LN9000 -- w/3176-Cat.	6		F0HZ 9B697-A	E5HS-HA-use w/Bendix Tu-Flo 500/700 air brake comp. opt.	1
90	L-LT-LTS-LS-LA -- w/Cum. L10	6	610			1
90	LN-LNT -- w/Cum. L10	6	610	F0HZ 9B697-B	E7HS-AA-use w/Bendix Tu-Flo 500/700 air brake comp. opt.	1
9B698 Refer to group 9B613						
9P699 TUBE ASSY. (FUEL INJECTION)						
90	B-F600/700 -- FTO diesel 160 H.P. & 170 H.P.	6	401	E8HZ 9P699-A	#E6HN-AA-includes (2) 390177-S nut & (2) 390459-S spacer	1
90	CF600/700 -- FTO diesel 170 H.P.		401			1
90	B-F-L-LN-LS800 185 H.P.-FTO engine	6	6.6L	E9HZ 9P699-B	#E7HN-BA-includes (2) 390177-S nut & (2) 390459-S spacer	1
90	B-F700/800,FT900 -- FTO diesel-210 H.P.	6	474	E7HZ 9P699-G	Includes (2) 390177-S nut & (2) 390459-S spacer	1
90	CF700/800 -- FTO diesel- 210 H.P.	6	474			1
90	L-LN-LNT-LS-LT-LTS700/800 -- FTO diesel-210 H.P.	6	474			1
90	CFT800 -- FTO diesel- 210 H.P.	6	474			1
90	B-F-FT700/900 -- FTO diesel 220 H.P. & 240 H.P.	6	474	E8HZ 9P699-C	#E7HN-AA-includes (2) 390177-S nut & (2) 390459-S spacer	1
90	CF700/800 -- FTO diesel 220 H.P. & 240 H.P.	6	474			1
90	L-LN-LNT-LS-LTS700/800 -- FTO diesel-220, 240 H.P.	6	474			1

1990/
TRUCK SERIES 600/900

YEAR	MODEL/RESTRICTIONS	ENGINE		PART NUMBER	DESCRIPTION	QTY.
		CYL.	C.I.D. (C.C.D.)			
9P699 TUBE ASSY. (FUEL INJECTION) — Cont'd						
90	B-F-FT700/900 -- FTO diesel 185 H.P., 225 H.P., 240 H.P.	6	474	E8HZ 9P699-B	#E6HN-BA-includes (2) 390177-S nut & (2) 390459-S spacer	1
90	CF700/800 -- FTO diesel 185 H.P. "After 1/88"	6	474			1
90	L-LN-LNT-LT-LS-LTS800 -- FTO diesel-185 H.P., 225 H.P. 240 H.P.	6	474			1
90	CF-CFT800 -- FTO diesel- 240 H.P.	6	474			
90	L-LN-LNT-LS-LTS800 270 H.P.-FTO engine	6	7.8L	E9HZ 9P699-C	#E7HN-CA includes (2) 390177-S- nut & 390459-S spacer	1

1990/
TRUCK SERIES 600/900

YEAR	MODEL/RESTRICTIONS	ENGINE		PART NUMBER	DESCRIPTION	QTY.
		CYL.	C.I.D. (C.C.D.)			
9700 CONTROL ASSY. (CARBURETOR CHOKE)						
90	B600/700(84) -- gas	8	37,0429	E6HZ 9700-B	"Choke"-43 1/2" long	1
90	F-FT600/800(81)-gas	8	370,429	E6HZ 9700-A	"Choke"-66 3/16"	1
90	B600/700(exc. 84) -- gas	8	370,429	E6HZ 9700-C	"Choke" 59-1/8" long	1
90	F-FT600/700(exc. 81) -- gas	8	370,429			1
90	B600/700(exc. 84) -- gas			E6HZ 9700-D	"Choke"-37-1/2" long	
90	C-CT600/800 -- gas	8	370,429	E4HZ 9700-C	"Choke"-125" long	1
90	B600/750, C600/900, CT800/900, F600/750	6&8	All	45219-S	(M-173)-nut (carburetor choke control to instrument panel)-7/16"-20	1
90	C-CT800	8	All	371669-S100	(GG-56)-clip (choke control cable and throttle control cable and speedometer cable and tachometer cable to floor pan extension)	1
9700 CONTROL ASSY. (FUEL SHUT-OFF)						
90	L-LT-LTL-LTS900 -- Cat. 3406 diesel	6	893	D4HZ 9700-A	Locking- "Fuel Shut Off Lock"- 43" long-9/16" - 18 thread-round knob	1

IDENTIFICATION CHART

(Arranged according to Identification Number)

IDENTIFICATION	PART NUMBER	IDENTIFICATION	PART NUMBER
9A702 ROD ASSY. (ACCELERATOR)-also refer to groups 9860 & 12A485			
D7HT 9A702-AB	D8HZ 9A702-D	D5HA 9A805-CA	D5HZ 9A805-C
D7HT 9A710-BE	D8HZ 9A710-A	E1HT 9A805-CB	E1HZ 9772-D
D7HT 9A710-CE	D8HZ 9A710-B	ED E4HT 9A805-FA	E6HZ 9A844-A
E4HT 9A710-AB	E4HZ 9A710-A	E7HT 9A805-EA	E7HZ 9A805-C
E7HT 9A710-CC	E7HZ 9A710-B	E8HT 9A805-BB	E8HZ 9A805-B
E8HT 9A710-CA	E8HZ 9A710-C	E8HT 9A805-DB	E7HZ 9A805-A
E9HT 9A710-BA	E9HZ 9A710-B	E8HT 9A805-EA	E7HZ 9A805-D
E9HT 9A710-CA	E9HZ 9A710-C	E8HT 9A805-FA	E8HZ 9A805-F
E5HT 9747-AA	E5HZ 9747-A	E8HT 9A805-GA	E8HZ 9A805-G
D8HZ 9772-BA	D8HZ 9772-A	E9HT 9A805-DB	E9HZ 9A805-D
D8HZ 9772-AA	D8HZ 9772-D	E9HT 9A805-FA	E9HZ 9772-F
E4HT 9772-AA	E4HZ 9772-A	E9HT 9A805-GA	E9HZ 9772-G
E4HT 9772-AB	E4HZ 9772-A	E9HT 9A805-HA	E9HZ 9772-H
E4HT 9772-BB	E4HZ 9772-B	E2HT 9A844-AB	E2HZ 9A844-A
E8HT 9772-AB	E8HZ 9772-A	D3HA 9B885-DA	D3HZ 9B885-D
E8HT 9772-BA	E8HZ 9772-B	EOHT 9B885-A1A	EOHZ 9B885-AA
E3HT 9A772-A1A	E3HZ 9A772-A		

YEAR	MODEL/RESTRICTIONS	ENGINE		PART NUMBER	DESCRIPTION	QTY.
		CYL.	C.I.D. (C.C.D.)			
9A702 ROD ASSY. (ACCELERATOR)						

B SERIES

●ACCELERATOR BELLCRANK TO FUEL PUMP LEVER						
90	B600/700	6	401,474	E7HZ 9A710-B	Also use E7HZ 9B775-A	1
90	B600/700	6	401,474	E7HZ 9A805-A		1
● ACCELERATOR PEDAL TO ACCELERATOR SHAFT						
90	B700 -- Cat. 3208 diesel	8	636	E3HZ 9A772-A		1

C-CT SERIES

●ACCELERATOR BELLCRANK TO FUEL PUMP LEVER						
90	C-CT800 -- Cat. 3208 diesel	8	636	D5HZ 9A805-C		1
80/	C-CT800 -- Cat. 3208 diesel and MT 650 T/M	8	636	D3HZ 9B885-A		1
●ACCELERATOR SHAFT CONNECTOR						
90	C-CT800 -- Cat. 3208 diesel	8	636	E2HZ 9A844-A		1
90	C-CT600/800 -- gas	8	370,429	D5HZ 9A844-D		1

1990/
TRUCK SERIES 600/900

YEAR	MODEL/RESTRICTIONS	ENGINE		PART NUMBER	DESCRIPTION	QTY.
		CYL.	C.I.D. (C.C.D.)			
9A702	ROD ASSY. (ACCELERATOR) — Cont'd					

CF SERIES

●ACCELERATOR PEDAL TO ACCELERATOR SHAFT

90	CF600/700 -- diesel	6	401	E6HZ 9A772-A		1
90	CF600/700 -- diesel	6	401	E6HZ 9A772-B		1

CL-CLT SERIES

●ACCELERATOR TO BELLCRANK

90	CL-CLT900 -- Cum. NTC diesel-w/suspended cab	6	855	D8HZ 9A702-D		1
90	CL-CLT900 -- Cum. NTC diesel-w/fixed cab	6	855			1
90	CL-CLT900 -- Cat. 3406 diesel	6	893			1

●ACCELERATOR PEDAL LEVER TO ACCELERATOR SHAFT

90	CL-CLT900 -- w/fixed cab	6&8	All	D8HZ 9A710-A		1
90	CL-CLT900 -- w/suspended cab	6&8	All	D8HZ 9A710-B		1

● PEDAL BLADE TO BRACKET FOR ACCEL. PEDAL SENSOR

90	CL-CLT900 -- w/3406 diesel and PEEC system	6	893	E9HZ 9A805-A	#E9HT-AB	1
----	--	---	-----	--------------	----------	---

●ACCELERATOR BELLCRANK TO FUEL PUMP LEVER

90	CL-CLT900 -- Cum.I-6 NTC diesel-w/fixed cab	6	855	D8HZ 9772-D		1
90	CL-CLT900 -- Cat 3406 diesel-suspended cab	6	893	E4HZ 9772-B		1
90	CL-CLT900 -- Cat 3406 diesel-fixed cab	6	893	E4HZ 9772-A		1
90	CL-CLT900 -- Cummins L10 diesel	6	610	E8HZ 9772-A		1
90	CL-CLT -- Cummins L10	6	610	E8HZ 9772-B		1

F SERIES

●ACCELERATOR SHAFT TO CARBURETOR

90	F600/700 -- gas	8	370,429	E5HZ 9747-A		1
----	-----------------	---	---------	-------------	--	---

●ACCELERATOR BELLCRANK TO FUEL PUMP LEVER

90	F700/800 -- FTO diesel	6	401,474	E7HZ 9A710-B		1
90	F700 -- Cat. 3208 diesel	8	636	E7HZ 9A805-A		1
90	F600/800-FT900 -- FTO diesel	6	401,474	E8HZ 9A805-E		

●ACCELERATOR SHAFT TO FUEL PUMP

90	F600/700 -- Cat. diesel	8	636	D3HZ 9A885-D		1
----	-------------------------	---	-----	--------------	--	---

● ACCELERATOR PEDAL TO ACCELERATOR SHAFT

90	F-FT700/800 -- Cat. 3208 diesel	8	636	E3HZ 9A772-A		1
----	---------------------------------	---	-----	--------------	--	---

L-LN-LNT-LT-LTL-LTS SERIES

●ACCELERATOR TO BELLCRANK

90	L800, LN600/800, LNT-LT-LTS800 -- Cat. 3208 diesel	8	636	D8HZ 9A702-D		1
90	L-LT-LTS-LS -- w/3306	6	638	E9HZ 9A710-B		1
90	LN-LNT -- w/3306	6	638	E9HZ 9A710-C		1
90	L-LT-LTS-LS-LN-LNT -- w/3306	6	638	E9HZ 9A805-D	"BELLCRANK TO GOVNR. LEVER"	1

●ACCELERATOR PEDAL LEVER TO ACCELERATOR SHAFT

90	L-LN-LNT-LT-LTS800 -- Cat. 3208 diesel	8	636	E2HZ 9A710-A		1
----	--	---	-----	--------------	--	---

1990/
TRUCK SERIES 600/900

YEAR	MODEL/RESTRICTIONS	ENGINE		PART NUMBER	DESCRIPTION	QTY.
		CYL.	C.I.D. (C.C.D.)			
9A702	ROD ASSY. (ACCELERATOR) — Cont'd					

L-LN-LNT-LT-LTL-LTS SERIES

●BELLCRANK TO CARBURETOR OR INJECTOR

90	LN-LNT900 -- Cum. NTC diesel	6	855	E9HZ 9772-G		1
90	L-LT-LTL-LTS900 -- Cum. NTC & 610 diesel	6	855,610	E9HZ 9772-F		1or2
90	L-LN-LNT-LT-LTS800 -- Cat. 3208 diesel	8	636	D3HZ 9772-A		1

●ACCELERATOR BELLCRANK TO FUEL PUMP LEVER

90	LN-LNT900 -- Cum. 10L diesel "From 8/88"	6	610	E8HZ 9A710-C		1
90	L-LN-LNT-LT-LTS800 -- FTO diesel	6	474	E7HZ 9A710-A		1
90	L-LN-LNT-LT-LTS800 -- FTO diesel	6	474	E7HZ 9A805-A		1
90	L-LN-LNT-LT-LTL-LTS900 -- Cat. 3406 diesel	6	893	E2HZ 9772-A		1
90	L-LT-LTS900 -- Cat. 3406 NSFS diesel	6	893	E8HZ 9A805-G		1
90	L800, LN700/800, LNT-LT-LTS800 -- Cat. 3208 diesel	8	636	D5HZ 9A805-C		1
90	LTL900 -- Cat. 3406 NSFS diesel	6	893	E8HZ 9A805-F		1
90	LTL900 -- Cum. NTC 250, 290 diesels	6	855	E9HZ 9772-H		1
90	LN-LNT900 -- Cum. 10L diesel	6	610	E4HZ 9A805-A		1
90	LNT900 -- w/Cum. L10 diesel	6	610	D4HZ 9772-E		1

●ACCELERATOR SHAFT CONNECTOR

90	LN700 -- Cat. 3208 diesel	8	636	E2HZ 9A844-A		1
90	LN-LNT800 -- Cat. 3208	8	636	E2HZ 9A844-A		1
90	LN-LNT800-Cat 3208-T diesel	8	636			1
90	LN-LNT900 -- Cat. 3206	6	893	E8HZ 9A805-B	#E8HT 9A805-BB	1

●ACCELERATOR SHAFT TO FUEL PUMP

90	LN-LNT900 -- Cat. 3406 diesel	6	893	E0HZ 9B885-AA		1
90	L800, LN600/800, LNT-LT-LTS800 -- Cat. 3208 diesel	8	636	34391-S7	(M-97)-nut (rod to accelerator and to accelerator pedal arm)-hex.-1/4"-28	2
90	L-LN-LNT-LT-LTS800 -- Cat. 3208 diesel	8	636			2
90	L-LT900 -- Cum. NTC diesel	8	568			4
90	L800/LN700/800, LNT-LT-LTS800 -- Cat. 3208 diesel	8	636	34391-S7	(M-97)-nut (rod to shaft and accelerator pedal arm)-hex.-1/4"-28	2
90	CL-CLT900	6&8	All	44719-S8	(X-17) Flat washer-1/4" (rod to lever)	1
90	L-LT-LTL-LTS900 -- Cat. 3406 diesel	6	893	33796-S2	(M-89-J)-nut (rod to accelerator pedal arm)-hex. lock-(UBS)-1/4"-20	1
90	L-LT-LTL-LTS900 -- Cat. 3406 diesel	6	893	34796-S4	(M-89-CA)-nut to governor lever)-hex. lock-5/16"-18	1
90	C-CT800 -- Cat. 3208 diesel	8	636	34443-S7-8	(M-79)-nut (rod to shaft assy.) hex lock-5/16"-24	2

1990/
TRUCK SERIES 600/900

YEAR	MODEL/RESTRICTIONS	ENGINE		PART NUMBER	DESCRIPTION	QTY.
		CYL.	C.I.D. (C.C.D.)			
9A702	ROD ASSY. (ACCELERATOR) — Cont'd					
L-LN-LNT-LT-LTL-LTS SERIES						
●ACCELERATOR SHAFT TO FUEL PUMP						
90	C-CT800 -- Cat. 3208 diesel	8	636	34391-S7	(M-97)-nut (rod to accelerator shaft) hex.-1/4"-28	1
90	L800, LN700/800, LNT-LT-LTS800 -- Cat. 3208 diesel	8	636	34443-S7-8	(M-79)-nut (rod to accelerator shaft assy.) hex. lock-5/16"-24	2
9K703	BRACKET (ACCELERATOR CABLE ABUTMENT)					
90	CF600/700 -- diesel	6	401	E6HZ 9K703-A		1
90	CF600/700 -- diesel	6	401	E6HZ 9K703-D	Use w/fast idle reinforcement plate	1
9E704	SWITCH ASSY. (ENGINE SPEED LIMITER)					
90	CL-CLT 900 -- Cat. 3406 Cum. NTC, KTA diesel	6	855,893, 1150	D8HZ 9E704-A	#D7HT 9E704- AA-use w/Jacobs eng. brake wiring pkg.	1
90	L800/900 -- w/Cumm. eng. diesel-w/"C" brake	6	All	E8HZ 9E704-A	#E1HS-AA	1
9A705	COVER (THERMOSTATIC CHOKE HEATER SUPPLY)					
90	All	8	370,429	D9HZ 9A705-A		1
9B709	ROD ASSY. (ACCELERATOR SHAFT UPPER LEVER TO CARBURETOR)-also refer to group 9A884					
90	C-CT800 -- gas	8	370,429	D5HZ 9B844-D	#D4HA 9B709-BA-32 1/8" long from center of ball stud to center of ball stud -both studs alike	1
90	CT800	6&8	All	358883-S7-8	(NN-128)-pin (rod assy. to accelerator assy.)-spring	1
9A710	ROD ASSY. (ACCELERATOR PEDAL LEVER TO ACCELERATOR SHAFT)-Refer to group 9A702					
9C711	PIN-SPRING (ACCELERATOR OR PUMP OVER TRAVEL)					
90	CF600/700 -- diesel	6	401	E6HZ 9C711-A		1
9P713	VALVE ASSY. (OVERFLOW-FUEL INJECTION PUMP)					
90	CF600/700	6	401	E6HZ 9P713-A		1
90	B-CF-F-FT700/900 -- diesel	6	476			1
90	L-LN-LS-LT-LNT-LTS800	6	476			1
9N716	BRACKET (SUPPORT ACCELERATOR LEVER)					
90	CF600/700 -- diesel	6	401	E6HZ 9N716-A		1
9B722	BRACKET (ACCELERATOR SHAFT HOUSING BRACE)					
90	C600/900, CT800/900	6&8	All	C1T 9B722-A		1
9N722	LEVER (FUEL SHUT OFF-INJECTION PUMP)					
90	CF600/700	6	401	E6HZ 9N722-B		1
90	B-CF-F700/800, FT900	6	476			1
90	L-LN-LS-LT-LNT-LTS800	6	476			1
90	B-F600	6	401	E7HZ 9N722-A		1
9725	ACCELERATOR ASSY.					
B SERIES						
90	B600/700 -- gas	8	370,429	E5HZ 9725-B	#E5HT 9725-CA-mounts to firewall	1
90	B600/700 -- FTO diesel- w/M/T	6	401,474	E7HZ 9725-A	#E7HT 9725-AA	1
90	B600 -- A/T-FTO diesel	6	401	E7HZ 9725-J	#E7HT 9725-BB	1
C-CT SERIES						
90	C-CT800 -- gas	6&8	All	C9HZ 9725-E		1
90	C-CT800 -- Cat. 3208 diesel-M/T	8	636	D5HZ 9725-M	#D5HA 9725-MB,MC	1
90	C800 -- Cat. 3208T diesel	8	636-T	E3HZ 9725-A	#E2HT 9725-DB	1
90	C-CT800 -- Cat. 3208N diesel-with MT 650 trans.	8	636N	D6HZ 9725-D	#D5HS 9725-FA	1

**1990/
TRUCK SERIES 600/900**

YEAR	MODEL/RESTRICTIONS	ENGINE		PART NUMBER	DESCRIPTION	QTY.
		CYL.	C.I.D. (C.C.D.)			
9725	ACCELERATOR ASSY. — Cont'd					

CF SERIES

90	CF600/700 -- diesel	6	401	E6HZ 9725-A	Throttle control	1
90	CF600/700 -- diesel	6	401	E6HZ 9725-B	Fits in 9B987 brackets	1

F SERIES

90	F-FT600/800(81) -- gas	8	370,429	E0HZ 9725-A	# E0HT 9725-FC	1
90	F-FT600/800(84) -- gas	8	370,429	E0HZ 9725-B	# E0HT 9725-NC	1
90	F-FT600/800 -- gas	8	370,429	E5HZ 9725-B	# E5HT 9725-CA-mounts to	1
90	F-FT700/900 -- M/T FTO diesel	6	401,474	E8HZ 9725-J	# E8HT-JA	1
90	F-FT700/900 -- A/T FTO diesel	6	401,474	E8HZ 9725-F	# E8HT-FA	1

L-LN-LNT-LT-LTL-LTS SERIES

89	L-LL-LN-LNT-LT-LTS800 -- M/T-FTO diesel	6	401,476	E9HZ 9725-C	E9HT-CA	1
90	L-LL-LN-LNT-LT-LTS800 -- A/T-FTO diesel	6	401,476	E7HZ 9725-G	# E7HT 9725-DB, E8HT 9725-HA	1
90	L800, LN700/800, LNT-LT- LTS800 -- Cat. 3208N diesel	8	636	D5HZ 9725-N	# D5HA 9725-NA-body mounted	1
90	L800, LN700/800, LNT-LT- LTS800 -- Cat. 3208N diesel	8	636	D5HZ 9725-U	# D5HA 9725-UA-engine mounted	1
90	L-LN-LNT-LT-LTS800 -- Cat 3208T diesel	8	636	E2HZ 9725-B	# E2HT 9725-BA-mounted on body	1
90	L-LN-LNT-LT-LTS800 -- M/T-Cat. 3208 diesel	8	636	E3HZ 9725-F	# E3HT 9725-KA	1
90	L-LN-LNT-LT-LTS800 -- A/T-Cat. 3208 diesel	8	636	E3HZ 9725-G	# E3HT 9725-LA	1
90	L-LN-LNT-LT-LTL-LTS900 -- Cum. L10 diesel engine	6	610	E7HZ 9725-E	# E7HT 9725-HA	
90	L-LL-LN-LS-LT-LNT-LTL- LTS900 -- w/A/T- Cummins L10 diesel	6	610	E8HZ 9725-B	# E8HT 9725-BA	1
90	L-LN-LNT-LT-LTL-LTS900 -- Cat. 3406 diesel	6	893	E2HZ 9725-D	# E1HT 9725-GA	1
90	LN-LNT900 -- w/3306	6	638	E9HZ 9725-E	E8HT-EB	1
90	L800, LN700/800, LNT-LT-LTS800 -- Cat. 3208 diesel	8	636	56320-S4	(B-318-GD)-hex. washer head (UBS) 5/16"-18 x 7/8"	3
90	B-F600/750	8	All	57633-S100	(U-21)-screw & washer assy. (accelerator shaft to dash)-hex. head-5/16"-18 x 3/4"	3
90	C-CT800- -Cat. 3208 diesel	8	636	20386-S8	(B-53)-bolt (accelerator shaft assy. to engine)-hex head-5/16"-18 x 1"	2
90	CF600/800 -- diesel	6	401,474	E805265-72	(AW-85-B) Stud-ball M6-hex attaches 9725 or 9B820	1

YEAR	MODEL/RESTRICTIONS	ENGINE		PART NUMBER	DESCRIPTION	QTY.
9D726 NUT-CABLE ASSY. (THROTTLE CONTROL)						
90	CF600/800 -- All			E6HZ 9D726-A	Attaches to 9C799 or 9775	1

YEAR	MODEL/RESTRICTIONS	ENGINE		PART NUMBER	DESCRIPTION	QTY.
		CYL.	C.I.D. (C.C.D.)			
9728 BRACKET (ACCELERATOR CABLE)						
90	CF600/700 -- diesel	6	401	E6HZ 9728-A		1

9E730 BRACKET (THROTTLE MODULE MOUNTING)						
90	LN600/900, LNT800/900 -- Calif. emission	8	All	D5HZ 9E730-A		1
90	B-F-FT600/800 -- Calif. emission	6&8	All	D5HZ 9E730-B		1

1990/
TRUCK SERIES 600/900

YEAR	MODEL/RESTRICTIONS	ENGINE		PART NUMBER	DESCRIPTION	QTY.
		CYL.	C.I.D. (C.C.D.)			
9E731 SENSOR ASSY. (SPEED CONTROL)						
90	CL-CLT900 -- w/speed control	6&8	All	D4AZ 9E731-B	#DY-145	1
9735 PEDAL ASSY. (ACCELERATOR)						
90	C-CT800	6&8	All	C1TT 9735-D		1
90	CF600/700 -- diesel	6	401	E6HZ 9735-B		1
90	L-LN-LNT-LT-LTL-LTS900	6&8	All	E0HZ 9735-C		1
90	B-F-FT600/800 -- w/FTO diesel	6	6.6L, 7.8L	E7HZ 9735-A	#E7HT-AA	1
90	B-F-FT600/800	8	All	E0HZ 9735-A	Gas and diesel	1
90	CL-CLT900	6&8	All	D8HZ 9735-B		1
90	L800/900, LN600/900, LNT-LT-LTL-LTS800/900	6&8	All	56320-S4	(B-318-GD)-bolt (pedal to floor pan)-hex. washer head (UBS) 5/16"-18 x 7/8"	
90	L800/900, LN600/900, LNT-LT-LTL-LTS800/900	6&8	All	376656-S36	(MM-120-CE)-rivnut (accelerator pedal to floor pan)-5/16"-18	2
90	L-LT-LTL-LTS900 -- Cat. 3406 diesel	6	893	33769-S2	(M-89-J)-nut (accelerator pedal to accelerator pedal arm)-hex. lock-(UBS)-1/4"-20	2
9C735 SERVO ASSY. (SPEED CONTROL)						
90	CL-CLT900	6&8	All	D6UZ 9C735-A	#D6UA 9C735-AB	1
9N735 BRACKET (ACCELERATOR LEVER SUPPORT)						
90	CL-CLT900 -- Cum. V8-KT, KTA diesel	6	1150	D8HZ 9N735-A	#D7HT 9N735-BB-use w/susp. cab	1
90	CL-CLT900 -- Cum. V8-KT, KTA diesel	6	1150	D8HZ 9N735-B	#D7HT 9N735-CA-use w/fixed cab	1
90	CL-CLT900 -- Cum. I6-NTC, Cat. 3406 diesel	6	855,893	D8HZ 9N735-C	#D7HT 9N735-AB-use w/susp. cab-also used on some early NTC units w/fixed cab	1
9736 SPRING (ACCELERATOR BELLCRANK TO CARBURETOR LEVER TENSION)						
90	C-CT600/900 -- gas	8	All		Refer to group 5B122	1
9737 SPRING (ACCELERATOR RETRACTING)-Refer to 9737 kit group if application not listed below						
90	B-F700/800,FT900 -- FTO diesel	6	474,401	E7HZ 9737-A	4" long-39/64" O.D.	1
90	B600/750,C-CT800 F600/750	8	All	D4TZ 9737-J	Accelerator pedal retracting-use with Holley carburetor-1/2" O.D. x 5 3/4" long	2 2
90	B700,C-CT800,F700, L800,LN700/800,LNT-LT-LTS800--Cat. 3208 diesel	8	636			2
90	F-B-C-Series	6	8.2L	D4HZ 9737-BA	#D4HA-BAA	1
90	B-C-CT-F-FT700/800 -- Cat. 3208T diesel	8	636	E2HZ 9737-B	4 1/2" long	1
90	CF600/700 -- diesel	6	6.6L	E8HZ 9737-D	#88HU-AA	1
90	CF600/700	6	7.8L	F0HZ 9737-A	90HU-AA	1
90	CF700/800	6	7.8L	F0HZ 9737-B	90HU-BA	1
90	CL-CLT900 -- Cat. 3406, Cum. NTC, 8V-KT,KTA diesel	6&8	855 893,1150	D8HZ 9737-A		2
90	B-C-CT-F600/800 -- gas	8	370	E0HZ 9737-A	Accelerator shaft retracting	1
90	L-LT-LTL-LTS900 -- w/NSFS-Caterpillar 3406 diesel	6	893	E4HZ 9737-A	Inner	1
90	L-LT-LTL-LTS900 -- w/NSFS-Caterpillar3406	6	893	E4HZ 9737-B	Outer	1
90	L-LN-LNT-LT-LTL-LTS900 -- exc. NSFS-Caterpillar 3406 diesel	6	893	E2HZ 9737-A	2 1/2" long	2
				33795-S7	(M-49)-nut-hex.-1/4"-20	1
				34805-S8	(X-62)-lockwasher-1/4"	1
90	LN-LNT900 -- w/Cat. 3406	6	893	E8HZ 9737-A	5 1/8" long	1

1990/
TRUCK SERIES 600/900

YEAR	MODEL/RESTRICTIONS	ENGINE		PART NUMBER	DESCRIPTION	QTY.
		CYL.	C.I.D. (C.C.D.)			
9737	SPRING and EXTENSION KIT (ACCELERATOR RETURN)-Also refer to preceding group 9737 for application					
				C7AZ 9737-A		
	Consists of 5-C7RA 9737-B		Spring (accelerator shaft return) 3/4" O.D.- 2 27/32" long-36 1/2 coils	10-C7RA 9A843-A	Extension (accelerator retracting spring)-6" long	
				C7AZ 9737-C		
	Consists of 5-C7RA 9737-D		Spring (accelerator shaft return)- 35 1/2 coils-11/16" O.D. x 3" long	10-C7RA 9A843-A	Extension (accelerator retracting spring)-6" long	
				C7AZ 9737-D		
	Consists of 1-C7RA 9737-F		Spring (accelerator shaft return)- 29 1/2 coils-49/64" O.D. x 2 53/64" long	2-C7RA 9A843-A	Extension (accelerator retracting spring)-6" long	
				C7AZ 9737-E		
	Consists of 1-C7RA 9737-G		Spring (accelerator shaft return)- 24 1/2 coils-49/64" O.D. x 2 13/16" long	2-C7RA 9A843-A	Extension (accelerator return spring)-6" long	
				C7AZ 9737-G		
	Consists of 1-C7RA 9737-J		Spring (accelerator shaft return)- 30 1/2 coils-21/32" O.D. x 3 1/8" long	2-C7RA 9A843-A	Extension (accelerator return spring)-6" long	
				C7TZ 9737-H		
	Consists of 5-C7RA 9737-C		Spring (accelerator shaft return)- 27 1/2 coils-25/32" O.D. x 2 53/64" long	10-C7RA 9A843-A	Extension (accelerator return spring)-6" long	
				C7TZ 9737-J		
	Consists of 1-C7RA 9737-E		Spring (accelerator shaft return)- 24 1/2 coils-49/64" O.D. x 2 11/16" long	2-C7RA 9A843-A	Extension (accelerator return spring)-6" long	
90	B-F600/700 -- gas	8	370,429	E0HZ 9741-A	# E0HT 9741-AC, E1HT 9741-EA	1
90	CF600/800 -- FTO diesel	6	401,476	E7HZ 9741-A	# 87HU 9W740-AA	1'
90	CF600/800 -- FTO diesel	6	401,476	E7HZ 9741-B	# 87HU 9W742-AA	1'
90	CF700/800 -- FTO diesel	6	7.8L	E7HZ 9741-C	# 87HU 9W740-BA	1
90	CL-CLT900 -- Cum. NTC 290,350 diesel	6	855	D4HZ 9741-R	# D5HA 9741-RA-upper	2
80/	CL-CLT900 -- Cum. NTC 290, 350 diesel	6	855	D5HZ 9741-Z	# D5HA 9741-ZA-lower	1
90	B-C-CT-F-FT700/800 -- Cat. 3208 diesel	8	636	E4HZ 9741-C	# E4HT 9741-DA-one pc. design	1
90	L-LN-LNT-LT-LTS800 -- Cat. 3208 diesel	8	636			1
90	CL-CLT900 -- Cat. 3406 diesel	6	893	E4HZ 9741-D	# E4HT 9741-BA	1
90	L-LN-LNT-LT-LTS900 -- Cat. 3406 diesel	6	893			1

JULY, 1989

COPYRIGHT © 1989-

FORD MOTOR
COMPANY

—DEARBORN, MICHIGAN

NEW ISSUE

1990/
TRUCK SERIES 600/900

YEAR	MODEL/RESTRICTIONS	ENGINE		PART NUMBER	DESCRIPTION	QTY.
		CYL.	C.I.D. (C.C.D.)			
9741 BRACKET (ACCELERATOR RETRACTING SPRING)-Also refer to group 9750 -- Cont'd						
90	CL-CLT900 -- Cum. 16- NTC diesel	6	855	D8HZ 9741-B	#D7HA-9741-EB	1
90	CL-CLT900 -- w/3406 diesel and PEEC system	6	893	E9HZ 9741-C	#E9HT-CB	1
90	LN-LNT900 -- Cat 3406 diesel	6	893	E2HZ 9741-C	#E1HT 9741-HA-use in lower position	1
90	LN-LNT900 -- Cat. 3406 diesel	6	893	E0HZ 9741-D	#D7HS 9741-FA-used in upper position	1
90	L-LT-LTS900 -- Cat 3406 diesel	6	893	E2HZ 9741-B	#E1HT 9741-GA	1
90	LN-LNT900 -- Cat 3406 diesel-use in upper position	6	893			1
90	LTL900 -- Cat. 3406, Cum. NTC	6&8	All	E1HZ 9741-B	#E1HT 9741-FA	1
90	LN-LNT900 -- Cum. L10 diesel	6	610	E8HZ 9741-A		1
90	L-LT-LTL-LTS900 -- Cat. 3406 diesel	6	893	58637-S2	(B-86-A)-bolt (bracket to fuel pump and governor drive housing)-hex. head- 3/8"-16 x 1 3/4"	1
90	L-LT-LTL-LTS900 -- Cat. 3406 diesel	6	893	58638-S2	(B-89-A) bolt (bracket to fuel pump and governor drive housing)-hex. head-3/8"-16 x 2"	1
90	L-LL-LN-LS-LNT-LTL-LTS900 -- w/A/T-Cummins L10 diesel	6	610	E8HZ 9741-A	#E8HT 9741-DA	1
90	L-LL-LN-LS-LNT-LTL-LTS900 -- w/direct drive P/S-Cummins NTC 444 Form diesel	6	855	E8HZ 9741-B	#E8HT 9741-CA	1
90	L-LL-LN-LS-LNT-LTL-LTS900 -- w/direct drive P/S-Cummins NTC 444 Form diesel	6	855	E9HZ 9741-D	#E9HT-DA	1
90	LN-LNT900 -- w/3306	6	638	E9HZ 9741-E	E8HT-EA	1
9W742 BRACKET (ACCELERATOR RETURN SPRING)						
90	B-F600 -- FTO diesel	6	401	E7HZ 9W742-A		1
90	CF600/700 -- FTO diesel w/185 H.P.	6	6.6L	FOHZ 9W742-A	#90HU-AA	1
9B743 SHAFT & BRACKET ASSY. (THROTTLE CONTROL)						
90	CF600/700 -- diesel	6	401	E6HZ 9B743-B	#E5HT-BA	1
9746 ROD (ACCELERATOR SHAFT TO CARBURETOR)-Refer to group 9A702						
9747 ROD ASSY. (ACCELERATOR SHAFT TO CARBURETOR) - Refer to group 9A702						
9750 CLIP (ACCELERATOR PEDAL RETRACTING SPRING)-Also refer to group 9741						
90	C600/900, CT800/900	6&8	All	B7C 9750-B	Clip (attach. spring to tilt cab locking release handle)	1
9P755 SWITCH ASSY. ACCL. CONTROL/EXHAUST BRAKE						
90	L-LN-LS-LT-LNT-LTS -- w/FTO engine w/exhaust brake option	6	7.8L	E9HZ 9P755-A	#E9HT-AA	1
9A758 CABLE ASSY. (ACCELERATOR PEDAL TO CARBURETOR THROTTLE)-Also refer to group 9A702						
90	C600/800 -- Cat. 3208 diesel w/hydramechanical governor	8	636	C9HZ 9A758-B	Accelerator pedal to fuel injector lever-90" long	1
9760 SPRING (ACCELERATOR SHAFT TO PEDAL)						
90	CF600/700 -- diesel	6	401	E6HZ 9760-A		1
9F760 BRACKET (FUEL SHUT DOWN CONTROL)						
90	CF600/700	6	401	E6HZ 9A760-A		1
90	B-CF-F600/900	6	401			1
90	B-CF-F700/800, FT900	6	476			1
90	L-LN-LS-LT-LNT-LTS800	6	476			1

1990/
TRUCK SERIES 600/900

YEAR	MODEL/RESTRICTIONS	ENGINE		PART NUMBER	DESCRIPTION	QTY.
		CYL.	C.I.D. (C.C.D.)			
9A763 BUSHING (ACCELERATOR SHAFT)						
90	C600/900, CT800/900	6&8	All	C1TT 9A763-A		2
90	L800/900, LN600/900, LNT-LT-LTL-LTS800/900	6&8	All	C7TZ 9A763-A	Use as radiator and headlamp guard shim -(except Cummins NTC)	4
90	CL-CLT900	6&8	All	D8HZ 9A763-A	(except Cummins NTC)	2
90	CL - - w/Cummins NTC			FOHZ 9A763	Electronic fuel injection	1
90	L-LL-LN-LTL900 - - w/Cummins NTC					
9F763 RESONATOR (ENGINE AIR INTAKE)						
90	C-CT800 - - Caterpillar 320B diesel	8	636	E8HZ 9F763-A	#E8HT 9F764-AA,AB,AC	1
9764 BRACKET ASSY. (CARBURETOR THROTTLE CONTROL) Also refer to group 9510 for Carburetor Parts Lists Instructions						
90	L-LN-LNT-LT-LTL-LTS900, - - Cum. NTC diesel	6	855	C1TZ 9764-A		1
90	CL-CLT 900 - - Cum. NTC diesel	6	855,		For clamp (9792) on throttle control (9775)	1
90	L-LN-LNT-LT900 - - Detroit 8V-71N diesel	8	568	C6TZ 9764-A	Bracket (hand throttle control lever)	1
9764 BRACKET (FUEL SHUT-OFF CONTROL MOUNTING)-Also refer to group 9J589						
90	C-CT800 - - diesel	8	501,636	DOKZ 9764-A		1
90	L-LT-LTL-LTS 900 - - Cat. 3406 diesel	6	893	D4HZ 9764-A	#D4HA 9A760-AA	1
90	B-CF-F700/800, FT900	6	476	E7HZ 9764-A	#E7HT 9764-BA,BB	1
90	L-LN-LS-LT-LNT-LTS800	6	476			1
90	L-LT900 - - Detroit 8V-71N diesel	8	568	304646-S8	(B-42-A)-bolt (air shut off control bracket to eng.)-hex. head-1/4"-20 x 3/4"	1
				44719-S8	(X-17)-washer-flat-1/4"	
				34805-S8	(X-62)-lockwasher-1/4"	
90	L-LT-LTL-LTS900 - - Cat. 3406 diesel	6	893	56129-S2	(B-319-P)-bolt (bracket to governor housing- hex. washer head-(UBS)-5/16"-18 x 2 3/4"	1
90	L-LT-LTL-LTS900 - - Cat. 3406 diesel	6	893	56130-S2	(B-319-N)-bolt (bracket to governor housing)- hex. washer head-(UBS)-5/16"-18 x 3"	1
9W764 BRACKET ASSY. (HAND THROTTLE CONTROL)						
90	CF600/700	6	401	E6HZ 9W764-A		1
9F767 HOSE (AIR CLEANER TO RESONATOR)						
90	CF600/700 - - FTO diesel	6	401	E7HZ 9F767-A		1
9K767 CYLINDER ASSY. (FUEL SHUT-OFF)						
90	CL-CLT900 - - Cat 3406 diesel	6	893	D8HZ 9K767-A	#ED-D7HT 9K767-AA, E1HT 9K767-AA	1
90	L-LN-LNT-LT-LTL-LTS900 - - Cat. 3406 diesel	6	893			1
9772 ROD ASSY. (BELLCRANK TO CARBURETOR)-Refer to group 9A702						
9A772 ROD ASSY. (ACCELERATOR SHAFT TO PEDAL) - Refer to group 9A702						
9774 LEVER-ACCELERATOR SHAFT						
90	L-LN-LNT900 - - w/L-10 dsl. w/A/T	6	610	E8HZ 9774-A	#E8HT-AA	1
9775 CONTROL ASSY. (THROTTLE & ACCELERATOR)						
90	CF600/800 - - FTO diesel	6	401,476	FOHZ 9775-A	#90HU 9C799-AA-175, 185 & 210 H.P. Color "Grey" Note: must use 9D726 clip w/cable assy.	1
90	CF-CFT800 - - FTO diesel	6	476	E7HZ 9775-G	#87HU 9C799-DA-240 H.P.-Color "Red" Note: must use 9D726 clip w/ cable assy.	1
90	CF-CFT800 - - w/240 H.P.- FTO diesel	6	476	E7HZ 9775-G		1

1990/
TRUCK SERIES 600/900

YEAR	MODEL/RESTRICTIONS	ENGINE		PART NUMBER	DESCRIPTION	QTY.
		CYL.	C.I.D. (C.C.D.)			
9775 CONTROL ASSY. (THROTTLE & ACCELERATOR) — Cont'd						
90	B600/700 -- FTO diesel	6	401,474	E7HZ 9775-C	"Lock Throttle"—93" long-9/16"—18	1
90	F-FT600/800(81) -- gas	8	370,429	E0HZ 9775-A	"Lock-Throttle"—51 1/16" long-9/16"—18	1
90	B-F-FT600/700(84) -- gas	8	370,429	E0HZ 9775-C	"Throttle"—62" long	1
90	F600/800,FT900 -- FTO diesel	6	401,474	E7HZ 9775-A	"Lock Throttle"—81" long-9/16"—18	1
90	C-CT800 -- Cat. 3208	8	636	D3KZ 9775-D	"Lock Throttle"—82 1/8" long-7/16"—20 thread	1
90	C-CT800 -- gas	8	370,429	E4HZ 9775-A	125 1/2" long	1
90	CL-CLT900 -- w/susp. cab Cat. 3406 diesel	6&8	893	D8HZ 9775-B	"THROTTLE"—smooth knob-54 1/2" long-3/4"—16 thread-Vernier type-use w/388331-S100 spacer under face nut	1
90	CL-CLT900 -- w/fixed cab Cat. 3406 diesel	6&8	893			1
90	CL-CLT900 -- w/Cum. NTC or KT diesel	6	855, 1150	D8HZ 9775-C	"THROTTLE"—smooth knbo-78 1/2" long-3/4"—16 thread-Vernier type-use w/388331-S100 spacer under face nut	1
90	B-F-FT600/800 LNT900 -- w/Cum. L10 diesel	8	370,429	D3HZ 9775-H	"Lock Throttle"—72" long-9/16"—18-	1
90	L-LN-LNT-LT-LTS600/800 -- Cat. 3208 diesel	6	610			1
90	L-LN-LNT-LT-LTS900 -- Cat. 3406 diesel	8	636			1
90	B700 -- Cat. 3208 diesel	6	893			1
90	L-LN-LNT-LT-LTS800 -- FTO diesel	8	636			1
90	L-LN-LNT-LT-LTS800 -- FTO diesel	6	401,474	E7HZ 9775-B	"Lock Throttle"—77" long-9/16"—18	1
90	L-LT-LTL-LTS900 -- Cummings L10 diesel	6	610	E7HZ 9775-D	"Lock Throttle"—71-1/2" long-9/16"—18	1
90	L-LN-LS-LNT-LT-LTS w/3306 Cat. engine	6	638	E9HZ 9775-A	# E9HT-AA-upper-for Vernier type hand "T" throttle	1
90	L-LN-LS-LNT-LT-LTS w/3306 Cat. engine	6	638	E9HZ 9775-B	# E9HT-BA-upper-for locking type hand "T" throttle	1
90	L-LN-LS-LNT-LT-LTS w/3306 Cat. engine	6	638	E9HZ 9775-C	# E9HT-CA-lower-connects to engine	
90	LN-LNT800/900 -- Cat. 3406	6	893	E8HZ 9775-A	# E8HT 9775-JA "Lock Throttle" 53" long	1
90	LN-LNT800/900 -- Cat. 3406	6	893	E8HZ 9775-B	# E8HT 9775-FA "Hand Throttle" 53" long	1
90	L-LN-LNT-LT900 -- Cum. NTC diesels	6&8	855	D3HZ 9775-B	72" long-3/4"—16 thread-cut to length	1
90	LNT900 -- w/Cum. L10 diesel	6	610			1
90	L-LN-LNT-LT-LS-LTS-LTL -- w/3406, 3206, L-10, & Cum. NTC Form	6	892,636 855,610	D3HZ 9775-H	"LOCK THROTTLE"—72" long cut to length	1
90	L-LT-LS-LTS -- w/3208 Cat.	6	636	E0HZ 9775-A	# E0HT-KA "LOCK THROTTLE" 51 1/16" long	1
90	LL-LTL -- w/L10	6	610	E7HZ 9775-A	# E7HT-AA "LOCK THROTTLE" 81" long	1
90	L-LS-LTS -- w/L10	6	610	E7HZ 9775-D	E7HT-HA "LOCK THROTTLE" 71 1/2" long	1
90	LL-LTL -- w/Cum. NTC	6	855			1
90	LL-LTL -- w/3406 Cat.	6	892			1
90	LN-LNT -- w/Cum. NTC	6	855	E6TZ 9775-C	E6HT-BA "THROTTLE"—smooth knob-Vernier type-use w/388331-S100 spacer under face nut	1
90	LN-LNT -- w/L10	6	610	E7HZ 9775-M	E7HT-JA "THROTTLE"—smooth knob-Vernier type-use w/388331-S100 spacer under face nut	1
90	L-LT-LS-LTS -- w/Cum. NTC	6	855			1
90	L-LT-LS-LTS -- w/3406	6	892			1
90	L-LL-LT-LS-LTS -- w/L10	6	610	E7HZ 9775-K	E7HT-KA-"THROTTLE" smooth knob-Vernier type-use w/388331-S100 spacer under face nut	1
90	L-LL-LTL -- w/Cum. NTC	6	855			1
90	LL-LTL -- w/3406	6	892			1

1990/
TRUCK SERIES 600/900

YEAR	MODEL/RESTRICTIONS	ENGINE		PART NUMBER	DESCRIPTION	QTY.
		CYL.	C.I.D. (C.C.D.)			
9775 CONTROL ASSY. (THROTTLE & ACCELERATOR) — Cont'd						
90	LL-LTL -- w/L10	6	610	E7HZ 9775-L	E7HT-LA-"THROTTLE" smooth knob-Vernier type use w/388331-S100 spacer under face nut	1
90	C-CT800	8	All	371669-S100	(GG-56)-clip (choke control cable and throttle control cable and speedo. cable and tachometer cable to floor pan extension)	1
90	L800/900, LN600/900, LNT-LT-LTS800/900	6&8	All	33945-S8	(M-37)-nut (control assy. to instrument panel)-hex.-9/16"-18	1
90	CL-CLT900	6&8	A11	388331-S100	(W-2-CG) Spacer (control to 7C309 plate)-3/4" x 15/32"	1
9775 CONTROL ASSY. (ENGINE START ETHER INJECTION)						
90	L Series-All-w/air brakes	6	All	E7HZ 9775-H	#E7HT 9J577-AA-ether cold start	1
90	L-Series-All-other than air brakes	6	All	E7HZ 9775-J	#E9HT 9J577-BA-ether cold start	1
90	L800/900, LN600/900, LNT-LT-LTL-LTS800/900 -- diesel	6&8	All	377696-S	(GG-213-B)-clip (cable assy. to starting fluid reservoir bracket)	1
90	L800/900, LN600/900, LNT-LT-LTL-LTS800/900 -- diesel	6&8	All	383331-S	(KK-87)-grommet (cable thru dash panel)	1
90	L800/900, LN600/900, LNT-LT-LTL-LTS800/900 -- diesel	6&8	All	45219-S	(M-173)-nut (control assy. to instrument panel)-hex. stamped-7/16"-20	1
9B775 STUD ACCELERATOR CONTROL ROD BALL						
90	B-F-FT600/900	6	6.6L,7.8L	E7HZ 9B775-A	#E7HT-AA-use in conjunction w/E7HZ 9A710-B	1
9K775 BRACKET ASSY. (THROTTLE CONTROL RELAY)						
90	CF600/700 -- diesel	6	401	E6HZ 9K775-A		1
9K776 LEVER THROTTLE CONTROL RELAY						
90	L-LL-LN-LNT -- w/Cummins NTC			F0HZ 9K776-A	Electronic fuel injection	1
90	CL -- w/Cummins NTC			F0HZ 9K776-B	Electronic fuel injection	1
9W780 CABLE ASSY. (HAND THROTTLE CONTROL)						
90	CF600/700 -- diesel	6	All	E6HZ 9W780-A		1
9784 ROD (ACCELERATOR SHAFT TO TRANSMISSION CONTROL SHAFT)- Refer to groups 9A702, 9A710, 9746, 9747, 9772, 9A772, 9784 and 9A805						
9B787 BRACKET ASSY. (ACCELERATOR CROSS SHAFT)						
90	CF600/700 -- diesel	6	401	E6HZ 9B787-A		1
90	CF600/700 -- diesel	6	401	E6HZ 9B787-B		1
9C787 BRACKET ASSY. (SPEED CONTROL SERVO)						
90	CL-CLT900		All	D8HZ 9C787-B		1
9792 CLAMP (CARBURETOR)-Also refer to group 9510 for Carburetor Parts Lists Instructions						
90	L-LN-LNT-LT-LTL-LTS900 -- Cum. NTC diesel	6	855	8BA 9792	Control assy. (fuel shut off)	1
90	LN-LNT900 -- Cat. 3406 diesel	6	893			1
90	LNT900 -- w/Cum. L10 diesel	6	610			1
90	L-LT-LTL-LTS900 -- Cat. 3406 diesel	6	893			1
90	CL-CLT900	6&8	All		For throttle control (9775)	1
90	B-F-L600/800	6	401,474			1
90	C600/800, CT800 -- Cat. 3208 diesel	8	636	C1TZ 9792-A	Throttle control wire (9775)	1
90	L-LN-LNT-LT-LTL-LTS900 -- Cum. NTC diesel	6	855		Throttle control assy.	1
90	C800 -- Cat. 3208 diesel	8	636	C8HZ 9792-A		1
90	L-LT-LTS900 -- Cat. 3406 diesel	6	893	55907-S2	(U-254-B)-screw (clip to bracket)-hex. head-tapping-No. 8-18 x 1/2"	1
						2

1990/
TRUCK SERIES 600/900

YEAR	MODEL/RESTRICTIONS	ENGINE		PART NUMBER	DESCRIPTION	QTY.
		CYL.	C.I.D. (C.C.D.)			
9793 BOOT (ACCELERATOR ROD TO BODY)						
90	CF600/800 -- diesel	6	401,476	E6HZ 9793-A		1
9798 ARM (ACCELERATOR PEDAL THROTTLE)						
90	B-F600/700,FT900 -- FTO diesel	6	401,474	E7HZ 9798-A	#E7HT 9798-AA,AB	1
90	L800 -- FTO diesel-185 H.P.	6	474	E7HZ 9798-B	#E7HT 9798-BA	1
90	L-LT-LTS800 -- FTO diesel-210 H.P. & 235 H.P.					
90	L-LT-LTS800 -- FTO diesel-235 H.P.,w/Calif. emission	6	474			1
90	C-CT800 -- gas	6&8	All	C2TZ 9798-A		1
90	C-CT800 -- Cat. 3208	8	636		Use w/rod type linkage	1
90	CL-CLT -- w/3406	6	893	E9HZ 9798-C	#E9HT-EA	1
90	L-LT-LTS900 -- Cum. NTC diesel	6	855	D7HZ 9798-B	#D7HT 9798-DA, ED-D7HT 9798-DA-offset arm	1
90	LNT900 -- w/Cum. L10 diesel	6	610			1
90	L-LN-LT-LNT-LTL-LTS900 w/3406 Cat. diesel	6	893	E8HZ 9798-A	#E8HT-AA	1
90	L-LT-LTL-LTS-LN-LNT 900 -- w/3306	6	638	E9HZ 9798-F	#E9HT-FA	1
90	L-LL-LS-LT-LNT-LTL 900-Cum. L10 diesel	6	610	E7HZ 9798-C	#E7HT-CD	1
90	L-LN-LNT -- w/3176 Cat. A/T	6	629	F0HZ 9798-A	#F0HT-AA	1
9B799 RETAINER-ACCEL. SHAFT. RETURN SPRING						
90	CF600/700	6	All	E6HZ 9B799-A		1
9A805 ROD ASSY. (ACCELERATOR BELLCRANK TO FUEL PUMP LEVER)-Refer to group 9A702						
9P812 SPRING (GOVERNOR LEVER)						
90	B-F700/800, FT900	6	476	E7HZ 9P812-A		1
90	L-LN-LS-LT-LNT-LTS800	6	476			
9816 STOP (ACCELERATOR PEDAL)						
90	B600/800	8	All	E0HZ 9816-A	#E0HT-AB	1
90	C-CT800 -- Cat. 3208 diesel	8	636	C6TZ 9816-B	2 1/4" long	1
90	L800/900, LN600/900, LNT-LT-LTS800 -- Cat. 3208 diesel	8	636	DOHZ 9816-B	2 1/2" long overall-1 1/2" long shoulder-5/16"-18 thread	1
90	L-LN-LNT-LT-LTS900 -- Cum.	6&8	855			1
90	L-LT-LTL-LTS900 -- Cat. 3406 diesel	6	893			1
90	L-LN-LNT-LT-LTL-LTS900	6&8	All	E0HZ 9816-B	5/16"-18 x 2 13/16"	1
90	L800/900, LN600/900, LNT-LT-LTL-LTS800/900	6&8	All	376656-S36	(MM-120-CE) Rivnut (accelerator pedal stop to floor pan)-5/16"-18	1
90	B-F600/750	6&8	All	56320-S4	(B-318-GD)-bolt (stop to dash panel)-hex. washer head-(UBS)-5/16"-18 x 7/8"	2
9819 TUBE (THERMOSTATIC CHOKE CONTROL OUTLET)-Improvise from bulk tubing (2269)						
9D819 Refer to group 9510 for Carburetor Parts Lists Instructions						
9820 TUBE (THERMOSTATIC CHOKE CONTROL INLET)-Improvise from bulk tubing (2269)						
9B820 LEVER ASSY. (ACCELERATOR CONTROL ROD)						
90	CF600/700	6	401	E7HZ 9B820-A		1
90	CF600/800 -- diesel	6	401,474	E805236-S72	(AW-85-B) Stud ball M6 hex attache 9725 or 9B820	1
9B821 LEVER ASSY. (ACCELERATOR CONTROL)						
90	CF600/700 -- diesel	6	401	E6HZ 9B821-C		1

1990/
TRUCK SERIES 600/900

SECTION 97 13

YEAR	MODEL/RESTRICTIONS	ENGINE		PART NUMBER	DESCRIPTION	QTY.
		CYL.	C.I.D. (C.C.D.)			
9824 BRACKET (HAND THROTTLE CONTROL LEVER)						
90	B-F700, FT900	6	476	E7HZ 9D838-A	Use w/ether cold start aid on 210 H.P. engine	1
90	L-LN-LS-LT-LNT-LTS800	6	476			1
90	CL-CLT900 -- Cat 3406 diesel	6	893	E4HZ 9824-A	#E4HT 9824-CA,CB	1
90	L-LT-LTL-LTS900 -- Caterpillar 3406 diesel	6	893	E4HZ 9824-C	#E4HT 9824-BA	1
90	CL-CLT900 -- w/NSFS Caterpillar 3406 diesel	6	893			1
90	LN-LNT900 -- w/3406 Cat.	6	893	E8HZ 9824-B	#E8HT-BA	1
90	L-LNT900 -- Cummins L10 diesel	6	610	E4HZ 9824-B	#E4HT 9824-AA	1
9N832 CLAMP ASSY. (AIR CLEANER PIPE)						
90	CL-CLT900 -- Cum. NTC diesel	6	855	D8HZ 9N832-A	Attaches support (9A627) to eng.- 2 1/2" pipe clamp w/one leg modified- use w/Donaldson & Farr eng.-mtd. air cleaners	2
9F834 BRACKET ACCELERATION PEDAL SENSOR						
90	CL-CLT900 -- w/3406 diesel and PEEC system	6	893	E9HZ 9F834-C	#E9HT-CB	1
90	CL -- w/Cummins NTC			FOHZ 9F834-B	Electronic fuel injection	1
90	L-L-LN-LTL -- w/Cummins NTC			FOHZ 9F834-A	Electronic fuel injection	1
9D838 NOZZLE ASSY. (ENGINE PRIMER)						
90	CF600/800 -- diesel	6	401,476	E6HZ 9D838-A		1
90	LN-LNT900 -- Cum 10L diesel	6	610	E4HZ 9D838-A	Use w/ether cold start aid	1
90	L-LN-LNT900 -- w/3176 Cat.	6	629	FOHZ 9D838-A	#FOHT-AA-use w/ether cold start aid	1
90	CL-CLT900 -- Cat. 3406 diesel	6	893	358267-S	(II-47-A) Fitting (nozzle to eng.) reducer bushing	1
9A840 WIRING ASSY. (SPEED CONTROL)						
90	CL-CLT900 -- w/o heated mirror	6&8	All	E2HZ 9A840-A	#E1HT 9A840-AA	1
90	CL-CLT900 -- w/heated mirror	6&8	All	E2HZ 9A840-B	#E1HT 9A840-BA	1
9D841 PIN (SPEED CONTROL SERVO)						
90	CL-CLT900	6&8	All	D3AZ 9D841-A	Speed control rod to throttle pivot	1
90	CL-CLT900	6&8	All	387114-S100		2
9B843 KIT-ACCELERATOR CONTROL						
90	CF600/700	6	All	E6HZ 9B843-A		1
9D843 AMPLIFIER ASSY. (SPEED CONTROL)						
90	CL-CLT900	6&8	All	E0AZ 9D843-A		1
90	CL-CLT900	6&8	All	380918-S2	(BB-541-HR)Screw (amplifier to acc. panel) No. 10-24 x 1.59" hex washer head	2
9A844 ROD ASSY. (ACCELERATOR SHAFT CONNECTOR) - Refer to group 9A702						
9853-9D856 Refer to group 9510 for Carburetor Parts Lists Instructions						
9A858 STOP ASSY. (ACCELERATOR PEDAL DETENT)						
90	C700/800 -- Cat. 3208 diesel and T/M	8	636	C5TZ 9A858-A		1
90	C700/900, CT800/900 -- T/M -gas	8	All	379760-S	(XX-340)-washer (accelerator pedal detent stop spacer)-bevel-3/4"	2
9E858 SUPPORT (ACCELERATOR SHAFT)						
90	LN-LNT900 -- Cat. 3406 diesel	6	893	E0HZ 9E858-A	#D8HS 9E858-AA	1
9866 BRACKET-MOUNTING (ACCELERATOR PEDAL SWITCH STOP)						
90	CF600/700 -- diesel- w/aux exhaust brake option	6	401	E6HZ 9866-A		1
90	CF700/900 -- Diesel w/exhaust brake option	6	476	E7HZ 9866-A	87HU-BA	1
90	L-LN-LS-LT-LNT-LTS w/exhaust brake option	6	7.8L	E9HZ 9866-C	#E9HT-CA	1

JULY, 1989

COPYRIGHT © 1989-

FORD MOTOR
COMPANY

—DEARBORN, MICHIGAN

NEW ISSUE

1990/
TRUCK SERIES 600/900

YEAR	MODEL/RESTRICTIONS	ENGINE		PART NUMBER	DESCRIPTION	QTY.
		CYL.	C.I.D. (C.C.D.)			
9A866 BRACKET (THROTTLE CONTROL CABLE)						
90	B-F-FT600/800	6	401,476	E7HZ 9A866-E	#E7HT-BD	1
90	CF600/700 -- diesel	6	401	E6HZ 9A866-C	#E5HT 9A866-CA	1
90	CF700/800 -- exc. 185 & 210 H.P.-FTO diesel	6	476	E7HZ 9A866-C	#87HU 9A866-CB	1
90	CF700/800 -- 185 & 210 H.P.-FTO diesel	6	7.8L	F0HZ 9A866-A	90HU-AA	1
90	CF-CFT800 -- 240 H.P.-FTO diesel	6	476	E7HZ 9A866-G	#87HU 9A866-EA	1
90	L-LL-LN-LNT-LT-LTS800 -- FTO diesel	6	476 401	E7HZ 9A866-E	#E7HT 9A866-BC	1
90	L800, LN600/800, LNT-LT-LTS800 -- Cat. 3208 diesel	8	636	D0HZ 9A866-B	#D0HA 9A866-D	1
90	L-LT-LTL-LTS900 -- Cat. 3406 diesel	6	893	D4HZ 9A866-B	#D4HA 9A866-BA	1
90	LN-LNT900 -- w/Cat. 3406	6	893	E8HZ 9A866-A	#E8HT-AA	1
9N870 TUBE ASSY. (FUEL INJECTION PUMP-LUBRICATION)						
90	CF600/800 -- FTO diesel	6	401,474	E8HZ 9D870-A	#E7HN-AA	1
90	B-F/FT700/900 -- FTO diesel	6	401,474		Includes (2) 390179-S nut & (2) 390813-S-spacer	1
90	L-LN-LNT-LS-LT-LTS800 -- FTO diesel "After 3/88"					1
90	B-F600 -- FTO diesel-160 H.P., 165 H.P.	6	401	E7HZ 9N870-B	Includes (2) 390179-S nut & (2) 390813-S spacer	1
90	B-F-C-L -- FTO diesel			390904-S	() attaches 9N870 to 6C044	1
9871 Refer to group 9510 for Carburetor Parts Lists Instructions						
9873 BUSHING (ACCELERATOR PEDAL HINGE)						
90	LN-LNT900 -- Cum. NH and	6	855	C3TZ 9873-A	1/2" I.D. x 3/4" O.D. x 1/2" long	2
9C876 ADJUSTER (SPEED CONTROL CONNECTOR)						
90	CL-CLT900	6&8	All	D8HZ 9C876-A		1
9P881 REINFORCEMENT ASSY. (AIR CLEANER STACK)						
90	CF600/800 -- diesel	6	401,476	E6HZ 9P881-A		1
90	CF700/800 -- FTO diesel	6	476	E7HZ 9P881-A	#87HU 9K657-AA	1
9A884 LEVER (ACCELERATOR SHAFT)						
90	CL-CLT900	6&8	All	E1HZ 9A884-A	#E0HT 9761-AA-E4HT 9761-BA-lower position-includes (1) spacer	1
90	CL-CLT900 -- Cat. 3406 & Cum. NTC diesels	6&8	855,893	E1HZ 9A884-B	#E0HT 9761-BA-E4HT 9761-CA-upper position-includes (1) spacer	1
90	CL-CLT900	6&8	All	386778-S2	(BB-545-EC) Bolt (lever to spacer) - 5/16"-18 x 2 1/4" hex washer hd	1
90	CL-CLT900	6&8	All	44722-S8	(X-19) Flat washer-5/16" (lever to spacer)	1
90	CL-CLT900	6&8	All	N800206-S100	(AV-25-G) Spacer (for lever)-.27 I.D. x .40 O.D. x 1.50" long	1
9B885 ROD ASSY. (ACCELERATOR SHAFT TO FUEL PUMP)-Refer to group 9A702						
9A886 ROD ASSY. (ACCELERATOR PEDAL TO LOWER SHAFT LEVER)						
90	C-CT800 -- gas	8	370,429	D6HZ 9A886-B	#D6HA 9A886-AB-18" long x 5/16"-24 thread	1
90	C-CT800	All	All	358883-S7-8	(NN-128)-pin (accelerator pedal to lower shaft lever rod to accelerator pedal throttle arm)-spring	1
				356414-S	(XX-110)-washer-flat-5/16"	1
				351467-S	(XX-352)-washer-spring-5/16"	1
				44722-S	(X-19)-washer-flat-5/16"	1
				353467-S2	(NN-128-B)-pin-self locking-5/16"-31/32"	1

1990/
TRUCK SERIES 600/900

YEAR	MODEL/RESTRICTIONS	ENGINE		PART NUMBER	DESCRIPTION	QTY.
		CYL.	C.I.D. (C.C.D.)			
9C887 WIRE ASSY. (EXTENSION-SPEED CONTROL)						
90	CF600/700 -- diesel	6	401	E6HZ 9C887-A		1
9A888 SHAFT AND HOUSING ASSY. (ACCELERATOR)						
90	C-CT800 -- gas	8	370,429	D9HZ 9A888-A	#D9HT 9A888-AA	1
90	C800 -- Cat. 3208 diesel	6	636			1
90	C800 -- Caterpillar 3208 diesel	8	636	E4HZ 9A888-A	#E0HT 9A888-A	1
90	C-CT800	6&8	All	20389-S8	(B-171)-bolt (accelerator shaft and housing assy. to frame c/member assy.)-hex. head-3/8"-24 x 1"	1
				33800-S8	(M-63)-nut-hex.-3/8"-24	
				34807-S8	(X-66)-lockwasher-3/8"	
9C888 SWITCH ASSY. (SPEED CONTROL)						
90	CL-CLT900	6&8	All	D8HZ 9C888-B	1-used for OFF/ON -1 used for SET/ACCEL/COAST	2
90	CL-CLT900	6&8	All	D8HZ 9C888-A	Located on clutch-also used w/Jacob engine brake	1
90	LTL900 -- w/"C" brake	6&8	All	E8HZ 9C888-A	#E8HT 9C871-AA	1
9P896 PLATE ASSY. (AIR CLEANER STACK PIPE)						
90	CF600/800 -- diesel	6	401,476	E6HZ 9P896-A		1
9C900 PLATE (ENGINE AIR CLEANER INLET SCOOP WEAR)						
90	CL-CLT900	6&8	All	D8HZ 9C900-A	Use w/engine mounted air cleaner	2
9C901 PLATE (ENGINE AIR CLEANER RETAINER BRACKET)						
90	CL-CLT900	6&8	All	D8HZ 9C901-A	Use w/engine mounted air cleaner	2
9D917 BALL (FUEL PRESSURE REGULATOR VALVE)						
90	B-CT-F600/800,FT900 -- FTO diesel	6	401,474	E7HZ 9D917-A		1
90	L-LN-LNT-LS-LT-LTS800 -- FTO diesel	6	474			1
9B924 BRACKET (ENGINE AIR CLEANER SCOOP)						
90	CL-CLT900	6&8	All	D8HZ 9B924-A		2
90	CL-CLT900 -- w/std. air cleaner-Cummins L10 diesel	6	610	E8HZ 9B924-A	#E8HT 9B924-AB-1 1/2" wide one end-3" wide other end-(2) 3/8"-16 welded nuts	1
90	CL-CLT900 -- Cummins L10 diesel	6	610	E8HZ 9B924-B	#E8HT 9B924-BA-steel tube 2" long x 3/64" dia.	2
9B927 SEAL (ENGINE AIR CLEANER SCOOP RADIATOR GRILLE)						
90	CL-CLT900	6&8	All	D8HZ 9B927-A	#D7HT 9B927-CA	1
9B929 ISOLATOR ASSY. (ENGINE AIR CLEANER)						
90	CL-CLT900	6&8	All	D8HZ 9B929-A	#D7HT 9B929-AA-use w/Farr engine - mounted air cleaner	4
90	CL-CLT900 -- w/std. air cleaner-Cummins L10 diesel	6	610	E8HZ 9A947-B	E8HZ-BA	4
9B933 SCOOP ASSY. (ENGINE AIR CLEANER)						
90	CL-CLT900	6	610,855,893	E8HZ 9B933-A	#E8HT-AA-use w/Tandem RR axle	1
90	CL-CLT900	6	610,855,893	E8HZ 9B933-B	#E8HT-BA-use w/single RR axle	1
90	CL-CLT900 -- Cat. 3406, Cum, NTC, Det. 6V-92, 8V-71 "From Ser. HJ5,001"	6&8	552,568,855,893	E0HZ 9B933-F	Frame mounted Donaldson air cleaner	1
9934-9948 Refer to group 9510 for Carburetor Parts Lists Instructions						

1990/
TRUCK SERIES 600/900

YEAR	MODEL/RESTRICTIONS	ENGINE		PART NUMBER	DESCRIPTION	QTY.
		CYL.	C.I.D. (C.C.D.)			
9N944 BRACKET (FUEL INJECTOR)						
90	B-F600/800,FT900 -- FTO diesel	6	401,474	E6HZ 9N944-A		6
90	CF600/800 -- FTO diesel	6	401,474			6
90	L-LN-LNT-LS-LT-LTS800 -- FTO diesel	6	474			6
9N951 SLEEVE (FUEL INJECTION PUMP FITTING)						
90	B-F600/800,FT900 -- FTO diesel	6	401,474	E6HZ 9N951-A		2
90	CF600/800 -- FTO diesel	6	401,474			2
90	L-LN-LNT-LS-LT-LTS800	6	474			2
90	B-F600/800,FT900 -- FTO diesel	6	401,474	E6HZ 9N951-B	Use on 9P699	2
90	CF600/800 -- FTO diesel	6	401,474			2
90	L-LN-LNT-LS-LT-LTS800 -- FTO diesel	6	474			2
90	B-F600/800,FT900 -- FTO diesel	6	401,474	E6HZ 9N951-C	Use on 9C330, 9B273, 9R271 & 9R272	2
90	C600/800 -- FTO diesel	6	401,474			2
90	L-LN-LNT-LS-LT-LTS800	6	474			2
9N956 CONNECTOR (FUEL SHUT OFF VALVE SOLENOID)						
90	CF600/700 -- diesel	6	401	E6HZ 9N956-A		1
90	B-CF-F700/800, FT900 -- diesel	6	476			1
90	L-LN-LS-LT-LNT-LTS800 -- diesel	6	476			1
9N959 SCREW (CONNECTOR-FUEL SHUT OFF VALVE)						
90	CF600/800 -- diesel	6	401,476	E7HZ 9N959-A	W/FTO diesel engine	2
90	B-F-FT600/900 -- diesel	6	401,476			2
90	L-LN-LS-LT-LNT-LTS -- diesel	6	401,476			2
9B963 VALVE ASSY. (FUEL VAPOR STORAGE CANISTER)						
90	C-CT-L-LN-LNT-LT-LTS 600/900 -- gas	8	All	D8FZ 9B963-B	*CX-203-A-w/locking tab	1
90	C-CT-L-LN-LNT-LTS600/900 -- gas-w/o Calif. emission	8	All			1
90	B-F-FT600/800 -- w/Calif. emission-gas	8	370,429			1
90	B-C-CT-F-FT800/900 -- gas w/ Calif. emission	8	All	D9UZ 9B963-A	*CX-377	1
9P965 CONNECTOR ASSY. (AIR CLEANER STACK PIPE)						
90	CF600/800 -- diesel	6	401,476	E6HZ 9P965-A		1
90	CF700/800 -- FTO diesel	6	476	E7HZ 9P965-A		1
9C968 REGULATOR ASSY. (FUEL PRESSURE)						
90	B-F-FT600/800 -- gas	8	370,429	E7HZ 9C968-A	#E7HE 9N510-AA	1
90	B-F-FT600/800 -- gas	8	370,429	E7HZ 9C968-C	#E7HE 9N510-BA	1
9973 Refer to group 9510 for Carburetor Parts Lists Instructions						
9N977 CLIP (FUEL INJECTOR CYLINDER TUBE)						
90	CF600/700 -- diesel	6	401	E6HZ 9N977-A		2
9N978 BUSHING (FUEL INJECTOR CYLINDER TUBE CLIP)						
90	CF600/700 -- diesel	6	401	E6HZ 9N978-A		2
9B982 SOLENOID ASSY. (CARBURETOR FLOAT BOWL VENT)						
90	C-CT-F-L-LN-LNT-LT-	8	477,534, 429	D8TZ 9B982-A	*CX-239 #D8TE 9B982-B1A,B2A	1
90	C-CT800	8	370, 429	E1ZZ 9B982-A	*CX-636-#E1ZE 9B982-A1A,A2A	1
90	B-F-FT600/800	8	370,429	E5TZ 9B982-A	*CX-1115-#E5TE 9B982-AA	1
9N989 PRIMER (FUEL INJECTION PUMP)						
90	CF600/700 -- diesel	6	401	E6HZ 9N989-A		1
90	B-F700	6	401			1
90	B-CF-F700/800, FT900	6	476			1
90	L-LN-LS-LT-LNT-LTS800	6	476			1

1990/
TRUCK SERIES 600/900

YEAR	MODEL/RESTRICTIONS	ENGINE		PART NUMBER	DESCRIPTION	QTY.
		CYL.	C.I.D. (C.C.D.)			
9N990 FITTING (FUEL INJECTION PRIMER)						
90	CF600/700 -- diesel	6	401	E6HZ 9N990-A		1
90	B-F700	6	401			1
90	B-CF-F700/800, FT900	6	476			1
90	L-LN-LS-LT-LNT-LTS800	6	476			1
9N991 WASHER (CONNECTOR FUEL SHUT OFF VALVE SOLENOID)						
90	CF600/800 -- diesel	6	401,476	E7HZ 9N991-A	W/FTO diesel engine	4
90	B-F-FT600/900 -- diesel	6	401,476			4
90	L-LN-LS-LT-LNT-LTS -- diesel	6	401,476			4
9N992 SEAL RING (PRIMER FUEL INJECTION PUMP)						
90	CF600/700 -- diesel	6	401	E6HZ 9N992-A		1
90	B-F700	6	401			1
90	B-CF-F700/800, FT900	6	476			1
90	L-LN-LS-LT-LNT-LTS800	6	476			1
9N993 BRACKET (FUEL INJECTION PUMP TUBE CLAMP)						
90	CF600/700 -- diesel			E6HZ 9N993-A		1
9B994 SEPARATOR ASSY. (AIR CLEANER MOISTURE)-also refer to group 9E651						
90	CLT900 -- Cat. 3406, Cum. NTC diesel	6	855, 893	D8HZ 9B994-A	6" I.D. x 5" long-Use w/Donaldson engine-mounted air cleaner	1
90	CL900 -- Cat. 3406, Cum. NTC diesel	6	855,893	D8HZ 9B994-C	6" I.D. x 7" long-use w/Donaldson engine-mounted air cleaner	1
9N998 PRIMER (FUEL INJECTION PUMP)						
90	CF600/700 -- diesel	6	401	E6HZ 9N998-A		1

**1990/
TRUCK SERIES 600/900**

YEAR	MODEL/RESTRICTIONS	ENGINE		PART NUMBER	DESCRIPTION	QTY.		
		CYL.	C.I.D. (C.C.D.)					
10145	Refer to group 10A313							
10153	Refer to group 10A313							
10156	Refer to group 10A313							
10300	ALTERNATOR ASSY.-Refer to group 10346							
10N300 ADAPTER ASSY. (ALTERNATOR REGULATOR)								
90	B-F600/800,FT900 -- w/2 gauge inst. cluster	6&8	All	E8HZ 10N300-A	#E8HT 10N300-AB	1		
90	B-F600/900 -- w/4 gauge instr. cluster	6&8	All	E8HZ 10N300-B	#E8HT 10N300-BA	1		
10B301	Refer to group 10346 for Alternator Parts List Instructions							
10A303	Refer to group 10346 for Alternator Parts List Instructions							
10K304	WIRING ASSY. (ALTERNATOR TO STARTER MOTOR SOLENOID)- Improvise							
10305-9	Refer to group 10346 for Alternator Parts List Instructions							
10310	Refer to group 10346 for Alternator Parts List Instructions							
YEAR	MODEL/RESTRICTIONS	ENGINE		PART NUMBER	Δ MAKE	AMP	DESCRIPTION	QTY.
		CYL.	C.I.D. (C.C.D.)					
10A310 FAN (ALTERNATOR)								
Δ D-Delco M-Motorcraft, L/N-Leece Neville-make and amperage appear on Truck Specification Lists								
90	All	6&8	All	E5SZ 10A310-A	M	60	*GP-618	1
90	All	6&8	All	D0AZ 10A310-A	M	70, 75, 90	*GP-496 7/8" I.D. x 6 5/16" O.D.	1
90	All	8	All	D1HZ 10A310-A	L/N	90,105,130	*GP-505 7/8" I.D. x 7" O.D.	1
90	All	6&8	All	D4HZ 10A310-A	D	75,90	*GP-588-7/8" I.D. x 6 1/2" O.D.	1
YEAR	MODEL/RESTRICTIONS	ENGINE		PART NUMBER	DESCRIPTION	QTY.		
		CYL.	C.I.D. (C.C.D.)					
10B310 BUSHING (ALTERNATOR MOUNTING)								
90	C-CT800 -- Cat. diesel	8	636	E1HZ 10B310-A		1		
90	L-LN-LNT-LT-LTS700/800 -- Cat. diesel	8	636			1		
90	F-FT700/800 -- Cat. 3208 diesel	8	636			1		
10K310	Refer to Group 10346 for Alternator Parts List Instructions							
10B312 STRAP (ALTERNATOR HEAT SHIELD)								
90	C800-Cat. diesel- (3208 Series)	8	636	C8TZ 10B312-B	*GY-850 used for starter heat shield	2		
10K312	Refer to group 10346 for Alternator Parts List Instruction							

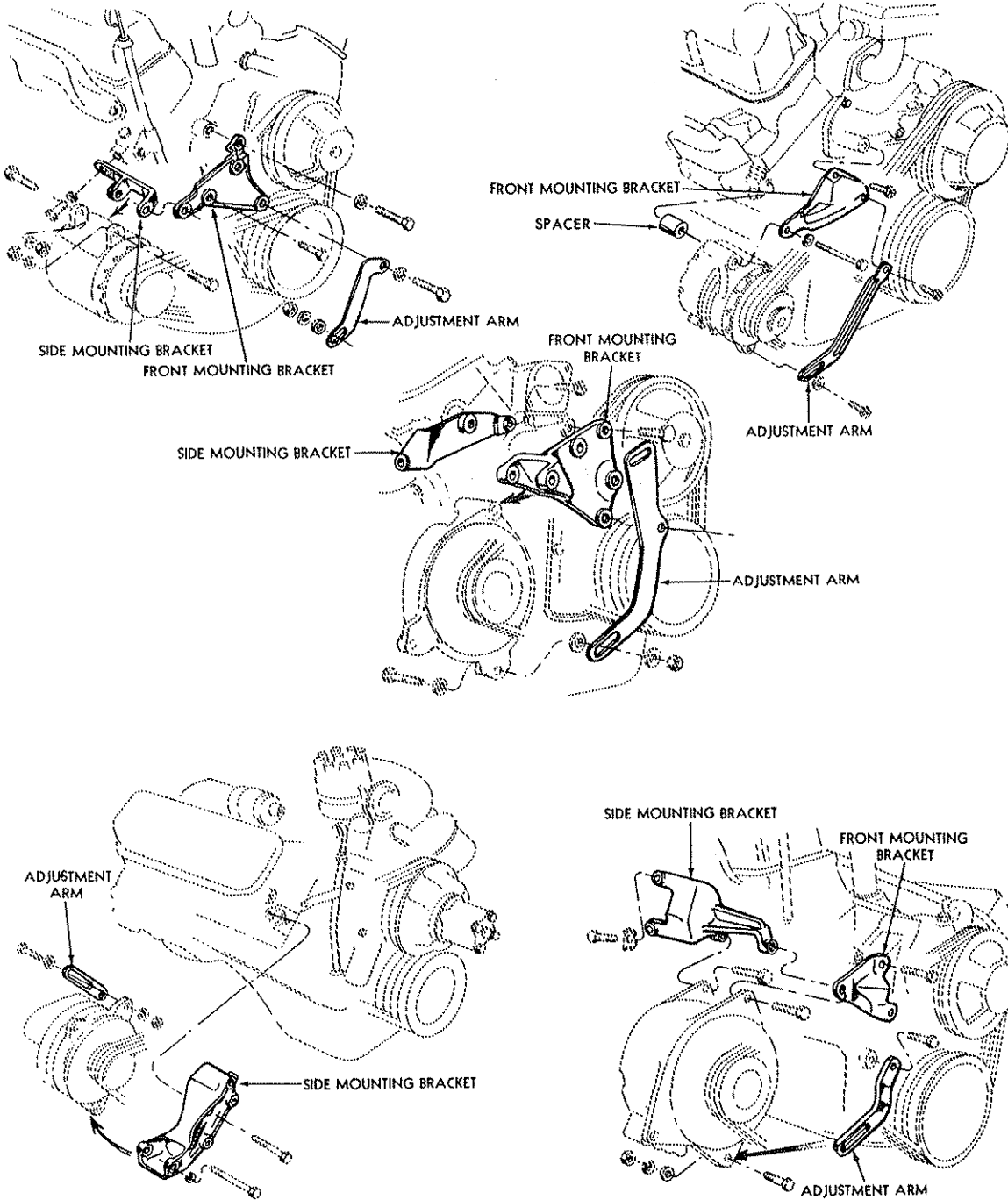
1990/ TRUCK SERIES 600/900

10A313

ALTERNATOR MOUNTING PARTS

Alternator mounting parts are listed in chart form following the illustration below. Refer to the illustration to determine the name of the part required. Refer to the chart to select the appropriate part number. The chart is listed by year, series, engine and alternator make and amperage.

Attaching parts such as bolts, nuts, etc. are listed by code number. A listing of the code numbers and their corresponding part numbers and descriptions appears at the end of the chart.



**1990/
TRUCK SERIES 600/900**

MODEL	ALTERNATOR		ADJUSTMENT ARM		MOUNTING BRACKETS			
	Δ MAKE	AMP.	PART NUMBER	●NUTS, BOLTS, ETC.	FRONT		SIDE	
					PART NUMBER	●NUTS, BOLTS, ETC.	PART NUMBER	●NUTS, BOLTS, ETC.

Δ

● REFER TO HARDWARE LISTING AT END OF CHART FOR NUMBER SHOWN IN THIS COLUMN

10A313 ALTERNATOR MOUNTING PARTS
Notes: ‡ Cut to length, ◆ Improvise-Fabricate from 3/16" Thick Steel

1990/

8 CYL. 6.1L (370 C.I.D.), 7.0L (429 C.I.D.)

B-F600/800	M	60	D9HZ 10145-B	28,86			E0HZ 9B450-A& D1AZ 8A652-A	85
B-F-FT600/800	M	75	E2HZ 10145-B				E0HZ 9B450-A & D1AZ 8A652-A	85
B700	L/N	105,130	D9HZ 10145-A (Arm)	28,86			E0HZ 9B450-A& D1AZ 8A652-A E2HZ 10A370-B Spacer-use for field fix	85
B-F-FT600/800	ML	130	E5HZ 10145-C					

6 CYL. 6.6L (401 C.I.D.) FTO DIESEL

CF600/800		60	E7HZ 10145-D E6HZ 10C343-A (block)				E6HZ 10A313-A	
CF600/800		75,90	E6HZ 10145-B E6HZ 10C343-A (block)				E6HZ 10A313-A	
B-F600/700	M	All	E7HZ 10145-D				E6HZ 10A313-A	
CF700/800		60	E7HZ 10145-D				E6HZ 10A313-A	
B-F600/700	ML	130	E7HZ 10145-B				E6HZ 10A313-A	

6 CYL. 7.8L (476 C.I.D.) FTO DIESEL

B-F600/800, FT900 L-LN-LNT-LS-LT-LTS800,CF700/800	M	60	E7HZ 10145-D				E6HZ 10A313-A	
LS-LT-LTS800	M	75,90	E7HZ 10145-A				E6HZ 10A313-A	
B-F-FT600/900	ML	130	E7HZ 10145-B				E6HZ 10A313-A	

6 CYL. 10.0L (610 C.I.D.) CUM. DIESEL

CL-CLT900	D	75	E7HZ 10145-C		E7HZ 10A313-A		E4HZ 10153-B (plate)	
CL-CLT900	M	75,90	E5HZ 10145-A				E4HZ 10153-A (bracket) and E4HZ 10153-B (plate)	
LN-LNT900 -- exc. LTA	M	90	E4HZ 10145-A				E4HZ 10153-A (bracket) & E4HZ 10153-B (plate)	
LN-LNT900 -- LTA	M	90	E5HZ 10145-A				E4HZ 10153-A (bracket) and E4HZ 10153-B (plate)	
L-LL-LN-LNT-LS-LT-LTL-LTS 900	D	75,90	E7HZ 10145-C (arm) & E7HZ 10C343-A (block)	90			E7HZ 10A313-A	

1990/
TRUCK SERIES 600/900

MODEL	ALTERNATOR		ADJUSTMENT ARM		MOUNTING BRACKETS			
	Δ MAKE	AMP.	PART NUMBER	●NUTS, BOLTS, ETC.	FRONT		SIDE	
					PART NUMBER	●NUTS, BOLTS, ETC.	PART NUMBER	●NUTS, BOLTS, ETC.

Δ

● REFER TO HARDWARE LISTING AT END OF CHART FOR NUMBER SHOWN IN THIS COLUMN

10A313	ALTERNATOR MOUNTING PARTS — Cont'd							
Notes:	‡ Cut to length, ♦ Improve-Fabricate from 3/16" Thick Steel							

1990/

6 CYL. 10.3L (629 C.I.D.) CAT. DIESEL (3176 SERIES)

L-LA-LL-LN-LNT-LS-LT-LTA-LTL-LTS900	M	75,90						FOHZ 10A313-A
L-LA-LL-LN-LNT-LS-LT-LTA-LTL-LTS900	D, L/N	85,105 105						FOHZ 10A313-B

6 CYL. 10L (638 C.I.D.) CAT. DIESEL (3306 SERIES)

If not listed below, procure from Caterpillar Diesel source

L-LN-LNT-LT-LTS900 -- w/Delco alt.	D	All	E5HZ 10C344-B (rod &) D8HZ 10C343-F (block)					E8HZ 10A313-C
L-LN-LNT-LT-LTS900 w/Motorcraft alt.	M	All	E5HZ 10C344-E (rod &) D8HZ 10C343-F					E8HZ 10A313-D

6 CYL. 14.0L (855 C.I.D.) CUM. DIESEL

If not listed below, procure from Cummins Diesel Source

CL-CLT900	D	75,90	D8HZ 10C344-B (rod) & D8HZ 10C343-F (block)					E8HZ 10A313-A
L-LL-LN-LNT-LS-LT-LTL-LTS900	D	75,90	E5HZ 10C344-B (rod) & E8HZ 10145-B (adj. bracket)					E8HZ 10A313-A
CL-CLT900	M	All	D8HZ 10C344-B (rod) & E8HZ 10145-C (adj. bracket)					E8HZ 10A313-B
LT900 -- exc. NT350	M	70,75,90	D8HZ 10145-R *GY-966	29, 48, 49,				
L-LL-LN-LNT-LS-LT-LTS900	M	All	E5HZ 10C344-C (rod) & E8HZ 10145-C (adj. bracket)					E8HZ 10A313-B
CL-CLT900	L/N	90	D8HZ 10C344-B (Rod) & D8HZ 10C343-F (Block)					D8HZ 10153-B

6 CYL. 14.6L (893 C.I.D.) CAT. DIESEL

If not listed below, procure from Caterpillar Diesel source

NOTE 1 - Enlarge rod attaching hole as necessary

CL-CLT900,LL-LTL900	D	75,90	D8HZ 10C344-A (rod) & D8HZ 10C343-F (block)		E4HZ 10156-A			E2HZ 10A313-A
---------------------	---	-------	--	--	--------------	--	--	---------------

**1990/
TRUCK SERIES 600/900**

MODEL	ALTERNATOR		ADJUSTMENT ARM		MOUNTING BRACKETS			
	Δ MAKE	AMP.	PART NUMBER	●NUTS, BOLTS, ETC.	FRONT		SIDE	
					PART NUMBER	●NUTS, BOLTS, ETC.	PART NUMBER	●NUTS, BOLTS, ETC.

Δ ● REFER TO HARDWARE LISTING AT END OF CHART FOR NUMBER SHOWN IN THIS COLUMN

10A313	ALTERNATOR MOUNTING PARTS — Cont'd							
Notes:	‡ Cut to length, ♦ Improve-Fabricate from 3/16" Thick Steel							

1990/

6 CYL. 14.6L (893 C.I.D.) CAT. DIESEL

If not listed below, procure from Caterpillar Diesel source

NOTE 1 - Enlarge rod attaching hole as necessary

CL-CLT900	L/N	90	D8HZ 10C344-B (rod) & D8HZ 10C343-F (block)		D8HZ 10156-B NOTE 1		E2HZ 10A313-A	
LN-LNT900	D	75					E9HZ 10A313-A	
LTL900 - - with A/C	L/N	105	D4HZ 10145-D	49,55 56,64			E2HZ 10A313-A	29,33 55,65,71
LTL900 - - without A/C	L/N	105	D4HZ 10145-E	56,64 76			E2HZ 10A313-A	29,33 55,65,71

8 CYL. 10.4L (636 C.I.D.) CATERPILLAR DIESEL (3208 Series)

F-LN700	M	75	D5TZ 10145-D	8,31,49, 50,55	E0HZ 2B884-A	66,67		
F-FT-L-LN-LNT-LT-LTS700/800	M	75,90			E0HZ 10153-B *GY-1305-A			
C-CT800	M	60,75	E2HZ 10145-A		E0HZ 10153-B *GY-1305-A			
C-CT800	L/N	105	D5HZ 10145-A (arm) & E1HZ 10145-A (bracket)	49,50, 55	E0HZ 10153-B *GY-1305-A	8,50 68		
B-F-FT700/800	L/N	105, 130	E3HZ 10145-A	31,55	E0HZ 2B884-A	33,67		
C800	ML	130	D5HZ 10145-A (arm) and E5HZ 10C344-E (rod) and E5HZ 10C343-A (block)		E0HZ 10153-B& E1HZ 10B310-A (bushing)			
B-F-FT700/900	ML	130	E6HZ 10C344-A (rod) and E5HZ 10C343-A (block)					

CODE NUMBER TO PART NUMBER LISTING—Quantity As Required

CODE NO.	PART NUMBER	DESCRIPTION	CODE NO.	PART NUMBER	DESCRIPTION
10A313 ALTERNATOR MOUNTING PARTS (NUTS, BOLTS, ETC.)—Quantity as required					
2	34670-S8(M-54)	Nut-hex. head-7/16"-14"	33	★ 34988-S4	Nut-locking-7/16"-14"
3	351989-S8(BB-188)	Bolt-hex. head-7/16"-14 x 4 5/8"	37	381907-S2 (BB-563-BB)	Bolt-hex. head-3/8"-16 x 1 1/2"
8	351385-S7(XX-158)	Washer-flat-3/8"			
19	375277-S (XX-165-F)	Washer-flat-7/16"	41	57494-S36(BB-330)	Screw & conical washer- 3/8"-16 x 7/8"
28	58635-S2(B-82-A)	Bolt-hex. head-3/8"-16 x 1 1/4"	42	33799-S7(M-52)	Nut-hex. 3/8"-16"
29	380079-S2 (XX-173-C)	Washer-flat-7/16"	43	★ 37103-S2	Screw & washer 3/8"-16 x 1 1/4"
			48	★ 58662-S36	Bolt-hex. head-7/16"-14 x 3 1/4"
31	58637-S2(B-86-A)	Bolt-hex. head-3/8"-16 x 1 3/4"	49	58636-S2(B-85-D)	Bolt-hex. head-3/8"-16 x 1 1/2"
32	★ 58653-S2	Bolt-hex. head-7/16"-14 x 1"	50	34987-S4(M-89-CF)	Nut-hex. head-3/8"-16"

1990/
TRUCK SERIES 600/900

CODE NUMBER TO PART NUMBER LISTING—Quantity As Required

CODE NO.	PART NUMBER	DESCRIPTION	CODE NO.	PART NUMBER	DESCRIPTION
10A313 ALTERNATOR MOUNTING PARTS (NUTS, BOLTS, ETC.)—Quantity as required					
51	★ 383998-S36	Bolt-hex. head-3/8"-16" x 5 3/4"	72	381649-S2 (BB-563-AH)	Bolt - hex. head - 3/8" - 16 x 1"
55	★ 44877-S36	Washer-flat-3/8"	73	56129-S2 (B-319-P)	Bolt - hex. head - 5/16" - 18 x 2 3/4"
56	★ 58673-S36	Bolt-1/2"-13 x 1"	74	58641-S2 (B-93-B)	Bolt - hex. head - 3/8" - 16 x 2 3/4" - grade 8
61	382585-S100 (XX-143-A)	Washer-flat-3/8"	75	58667-S36 (B-117-F)	Bolt - hex. head - 7/16" - 14 x 4 1/2" - grade 8
63	383406-S100 (MM-173-MY)	Nut-locking-3/8"-16	76	58681-S2 (B-129-A)	Bolt-hex. head- 1/2"-13 x 3" - grade 8
64	44879-S2 (X-31-G)	Washer-1/2"	77	34989-S2 (M-89-FA)	Nut - hex. lock - 1/2"-13 grade 8
65	58669-S36 (B-117-H)	Bolt-hex. head-7/16"-14 x 5 1/2"	78	383272-S2 (BB-552-BC)	Bolt-hex. washer head- 3/8"-16 x 4 1/4"
66	356420-S13 (XX-167-A)	Flatwasher-3/16"	85	388595-S36 (BB-187-S)	Bolt-7/16"-14 x 5 11/16"
67	★ 383447-S	Bolt - 7/16" - 14 x 7"	86	58640-S2 (B-93-A)	Bolt-3/8"-16 x 2 1/2"
68	58648 - S2 (B-93-A)	Bolt - 3/8 - 16 x 4 1/2"	87	N601317-S2 (AB-33-KG)	Bolt-M10 x 1 1/2 x 60
69	58674-S7-8 (B-121-A)	Bolt-hex. head-1/2"-13 x 1 1/4"	88	389417-S36	Bolt-3/8"-16x4.50 hex. flange hd.
70	58690-S2 (B-129-KA)	Bolt-hex. head-1/2"-13 x 6" grade 8			
71	58633-S2 (B-77-D)	Bolt - hex. head - 3/8" - 16 x 3/4" - grade 8			

YEAR	MODEL/RESTRICTIONS	ENGINE		PART NUMBER	DESCRIPTION	QTY.
		CYL.	C.I.D. (C.C.D.)			
10C313 Refer to group 10346 for Alternator parts List Instructions						

10316 REGULATOR ASSY. (ALTERNATOR)						
90	All - - w/Motorcraft alt.	6&8	All	E2PZ 10316-A	*GR-540-A-#D9PF 10316-AA, E2PF 10316-AA	1
90	CF600/800 - - diesel	All	All			1
90	CL-CLT900 - - w/Delco 90 amp. alt.	6&8	All	D8HZ 10316-B	*GR-536-also serviced in assy. 10346	1
90	LTL900 - - w/Delco 90 amp. alt.	6&8	All			1
90	CL-CLT900 - - w/Delco 75 amp. alt.	6&8	All	D4HZ 10316-B	*GR-515-12 volt, negative ground- also serviced in assy. (10346)	1
90		6&8	All	31497-S8	(U-254)-screw-hex.head-No. 14-14 x 1/2"	1
				42143-S8	(U-255)-screw-hex. head-No. 14-10 x 3/4"	2

10C323-336 Refer to group 10346 for Alternator Parts List Instruction

10337 BRACKET (ALTERNATOR REGULATOR MOUNTING)						
90	CL-CLT900 - - w/Motorcraft 75 or 90 amp. alt.	6&8	All	FOHZ 10337-A	#FOHT 10665-AA	1

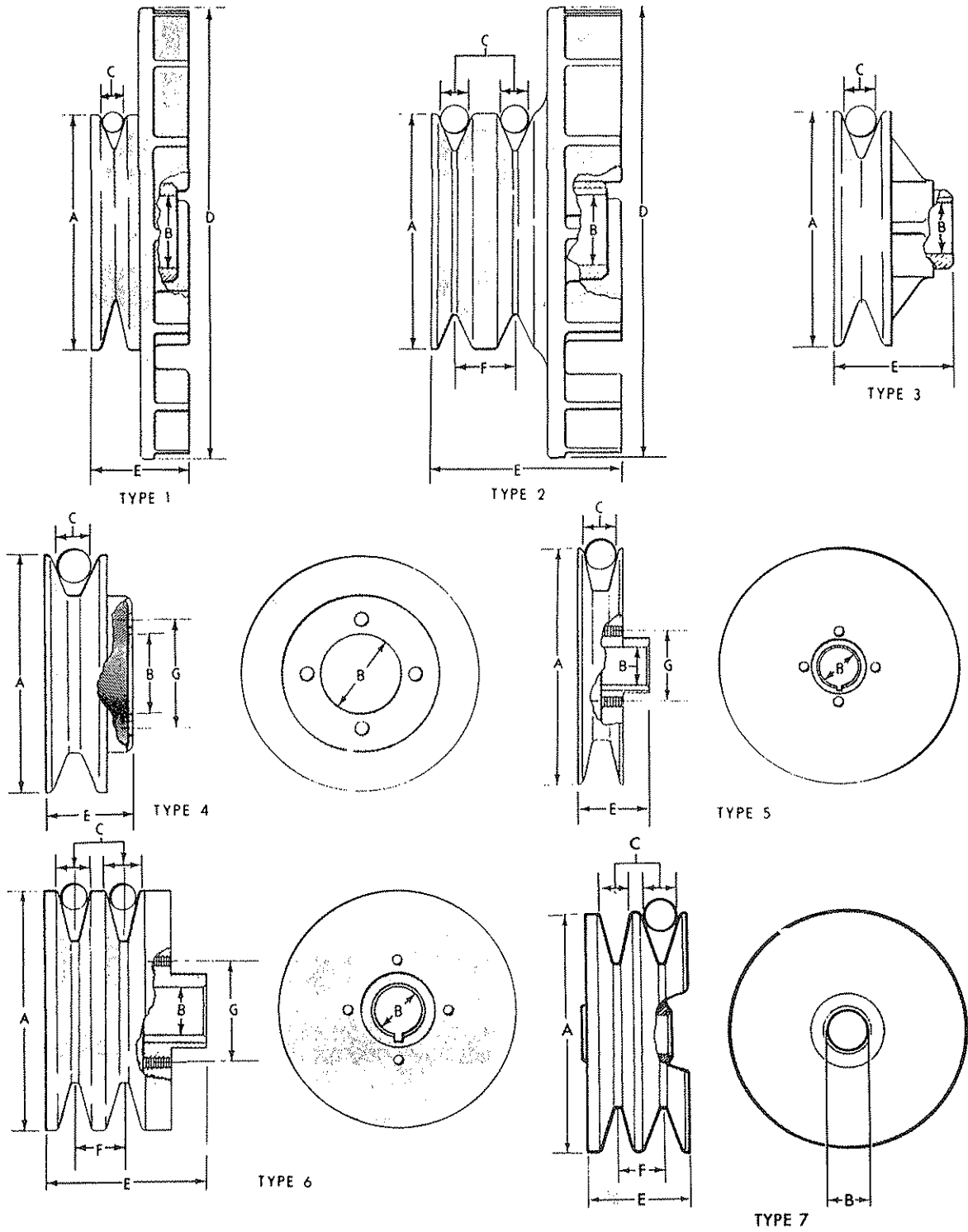
10A340 Refer to group 10346 for Alternator Parts List Instructions

10C343 BLOCK (ALTERNATOR ADJUSTING ARM)—Refer to group 10A313

10C343 BLOCK (AIR COMPRESSOR ADJUSTING ARM)						
90	LTL900	6&8	All	D8HZ 10C343-E	For A/C compressor	1
90	CL-CLT900 - - Cum. diesel	6	610,855		For A/C compressor	1
90	L-LN-LNT-LT-LTS800/900 - - FTO, Cat., Cummins diesel	6&8	All		For A/C compressor	1
90	B-F-L-LN-LNT-LT-LTS600/900 - - with FTO diesel	6	401,476	E9HZ 10C343-A	#E8HT 10C343-BA	1

10C343 BLOCK (BELT IDLER ADJUSTMENT)						
90	B-F-FT600/900, L-LN-LNT- LS-LT-LTS700/800 - - FTO diesel	6	401,476	E7HZ 10C343-B		1

10344 PULLEY (ALTERNATOR)



P-2915

**1990/
TRUCK SERIES 600/900**

ALTERNATOR PULLEYS

MODEL	IDENTIFICATION	T Y P E	A	B	C	D	E	F	G	Δ MAKE	AMP.	PART NUMBER
NOTE: D-Deico, M-Motorcraft, L/N-Leece Neville-Make and amperage appear on Truck Specification Lists												
10344 PULLEY (ALTERNATOR) — Cont'd												

1990/

8 CYL. 6.1L (370 C.I.D.), 7.0L (429 C.I.D.)

B-F-FT600/800	E2HF 10A352-AA	6	3.17	.880	.50		1.62	.68		M	75,90	E2HZ 10344-A *GP-608
---------------	----------------	---	------	------	-----	--	------	-----	--	---	-------	-------------------------

6 CYL. 10.3L (629 C.I.D.) CAT. DIESEL (3176 SERIES)

L-LA-LL-LN-LNT-LS-LT-LTA-LTL-LTS900 -- w/75,90 Motorcraft alt.	E9HF 10A352-AA											FOHZ 10344-A *GP-663
--	----------------	--	--	--	--	--	--	--	--	--	--	-------------------------

6 CYL. 14.0L (855 C.I.D.) CUM. DIESEL

L-LN-LNT-LT-LTS900		7	3.35	.88	.50		1.73	.68		D	75	D4HZ 10344-A *GP-589
CL-CLT900												

6 CYL. 14.6L (893 C.I.D.) CATERPILLAR DIESEL

L-LN-LNT-LT-LTS900		7	3.35	.88	.50		1.73	.68		D	75	D4HZ 10344-A *GP-589
CL-CLT900												
CL-CLT-L-LN-LNT-LT-LTL-LTS900	E2HF 10A352-AA	6	3.17	.880	.50		1.62	.68		M	75,90	E2HZ 10344-A *GP-608

8 CYL. 10.4L (636 C.I.D.) CATERPILLAR DIESEL

C-CT-L-LN-LNT-LT-LTS 700/800	E2HF 10A352-AA	6	3.17	.880	.50		1.62	.68		M	75,90	E2HZ 10344-A *GP-608
B700, C600/800, F-FT700/800	D1HF 10A352-BA, 75800	6	3.25	.875	.50		1.71	.68		L/N	90	D1HZ 10344-B *GP-506

YEAR	MODEL/RESTRICTIONS	ENGINE		PART NUMBER	Δ MAKE	AMP	DESCRIPTION	QTY.
		CYL.	C.I.D. (C.C.D.)					
10A344 SPACER (ALTERNATOR FAN OR PULLEY)								
90	All	6&8	All	C5AZ 10A344-B	M	60	*GY-808-11/16" I.D. x 7/8" O.D. x 5/32" thick	1
90	All	6&8	All	D0AZ 10A344-A	M	70, 90	*GY-974-7/8" I.D. x 1 1/4" O.D. x 1/8" thick	1
90	All	8	All	D1HZ 10A344-A	L/N	90	*GY-1020-7/8" I.D. x 1 3/8" O.D. x 3/16" thick	1
90	All	6&8	All	D4HZ 10A344-A	D	75	7/8" I.D. x 13/8" O.D. x 17/32" thick	1
YEAR	MODEL/RESTRICTIONS	ENGINE		PART NUMBER	Δ MAKE	AMP	DESCRIPTION	QTY.
		CYL.	C.I.D. (C.C.D.)					
10C344 ROD (AIR COMPRESSOR ADJUSTING ARM)								
90	CL-CLT900 -- Cat.	6	893	E5HZ 10C344-D			For A/C comp.-9/16"-12 thread- 7" ctr of eye to end	1
90	LTL900 -- Cat. 3406 diesel	6	893					1
90	LL-LTL900 -- Cummm. 10L diesel-manual A/C	6	610					1
90	L-LL-LN-LNT-LS-LT-LTL-LTS900 -- Cummm. NTC diesel-with A/C	6	855					1
90	L-LA-LL-LN-LNT-LS-LT-LTA-LTL- LTS900 -- Cat. 3176, 3306 diesel	6	629,638					1

1990/
TRUCK SERIES 600/900

YEAR	MODEL/RESTRICTIONS	ENGINE		PART NUMBER	DESCRIPTION	QTY.
		CYL.	C.I.D. (C.C.D.)			
10C344 ROD (AIR COMPRESSOR ADJUSTING ARM) — Cont'd						
90	CL-CLT900 - - Cummins diesel	6	855	D8HZ 10C344-D	For A/C comp.-9/16"-12 thread- 5 1/2" ctr of eye to end	1
10C344 ROD (ALTERNATOR ADJUSTING ARM) Refer to group 10A313						
10C344 ROD (BELT IDLER ADJUSTMENT)						
90	B-F-FT600/900, L-LN-LNT-LS- LT-LTS700/800 - - FTO diesel	6	401,476	E7HZ 10C344-A		1
90	CL-CLT-L-LL-LN-LNT-LS-LT-LTS 800/900 - - w/manual A/C	6&8	All exc. FTO	E8HZ 10C344-A		1

1990/
TRUCK SERIES 600/900

10346 ALTERNATOR ASSY.

ALTERNATOR IDENTIFICATION and/or T.S.L. CROSS REFERENCE GUIDE

HOW TO FIND ALTERNATORS and COMPONENTS

- | | |
|--|--|
| <p>By IDENTIFICATION on ALTERNATOR:</p> <ol style="list-style-type: none"> 1. Locate marking (on alternator housing). 2. Check marking listed under Alternator Identification Chart below to find part number of service alternator, pulley, fan & spacer. | <p>By MODEL IDENTIFICATION:</p> <ol style="list-style-type: none"> 1. Refer to Alternator Application Chart beginning on page 13 2. Refer to appropriate Year, Model and Engine. |
|--|--|

By IDENTIFICATION on TRUCK SPECIFICATION LIST: †
† Included with all trucks built at Louisville

1. Locate Alternator number shown on Truck Specification List.
2. Check Alternator number against identification numbers listed below to find part numbers of service Alternator, Pulley, Fan & Spacer.
3. Select and refer to appropriate Parts List Section and Number.
4. If basic number is not known refer to Illustration Page shown, or to Index following the General Information Section of this Catalog.
5. Select part number shown for affected Parts List. If more than one part number is shown refer to Description and Restrictions for clarification.
6. Quantity of parts shown in columns A, B or C etc.
7. Parts are listed numerically.

IDENTIFICATION EXAMPLE: D4HF 10300-AA is listed in Parts List Section 103.3 Column A.

MODEL APPLICATION EXAMPLE: 1990 CL-CLT900 uses 90 amp. Alternator (D7HZ 10346-A). Internal parts for this Alternator are listed in Parts List Section 103.3 Column 3A.

TRUCK SPECIFICATION LISTS EXAMPLE: D4HF 10300-AA appears on a Truck Specification List. The service alternator for this number is D7HZ 10346-A and internal parts for this Alternator are listed in Parts List Section 103.3 Column 3A.

IDENTIFICATION CHART

IDENTIFICATION	PARTS LIST SECTION & NO.	Δ MAKE	AMP.	PART NUMBER				ILLUS. SEC. 103 PAGE
				ALTERNATOR	PULLEY	FAN	SPACER	

NOTE: D-Deico, M-Motorcraft, L/N-Leece Neville-Make and amperage appear on Truck Specification Lists
10346 ALTERNATOR ASSY.

A001 090752	103.6B	L/N	105	E8HZ 10346-K *GL-189-A	D8HZ 10344-B *GP-603	D8HZ 10A310-B *GP-604	D1HZ 10A344-A *GY-1020	
A001 090753	103.6A	L/N	90	E8HZ 10346-J *GL-188-A	D8HZ 10344-B *GP-603	D8HZ 10A310-B *GP-604	D1HZ 10A344-A *GY-1020	
E2HT 10300-CA	103.2A	L/N	90	E2HZ 10346-A *GL-213	D1HZ 10344-B *GP-506	D1HZ 10A310-A *GP-505	D1HZ 10A344-A *GY-1020	3

1990/
TRUCK SERIES 600/900

IDENTIFICATION CHART

IDENTIFICATION	PARTS LIST SECTION & NO.	Δ MAKE	AMP.	PART NUMBER				ILLUS. SEC. 103 PAGE
				ALTERNATOR	PULLEY	FAN	SPACER	

NOTE:

NOTE 1: R/b E2GZ 10346-C alternator, C5TZ 10344-J pulley, E5SZ 10A310-A fan, and C5AZ 10A344-B spacer

NOTE 2: R/b E2HZ 10346-D alternator, E2HZ 10344-A pulley, DOAZ 10A310-A fan, and DOAZ 10A344-A spacer

10346 ALTERNATOR ASSY. — Cont'd

E2HT 10300-FA	103.1A	M	75	E2HZ 10346-D *GL-217	E2HZ 10344-A *GP-608	DOAZ 10A310-A *GP-496	DOAZ 10A344-A *GY-974	2
E2HT 10300-GA	103.1B	M	90	E2HZ 10346-E *GL-218	E2HZ 10344-A *GP-608	DOAZ 10A310-A *GP-496	DOAZ 10A344-A *GY-974	2
E6HT 10300-DA	103.4A	ML	130	E5HZ 10346-A *GL-231	E5HZ 10344-B *GP-622	E5HZ 10A310-A *GP-623	E5HZ 10A344-A	
E6HT 10300-EA	103.4A	ML	130	E5HZ 10346-A *GL-231	E5HZ 10344-B *GP-622	E5HZ 10A310-A *GP-623	E5HZ 10A344-A	
E6HT 10300-GA	103.4A	ML	130	E5HZ 10346-A *GL-231	E5HZ 10344-B *GP-622	E5HZ 10A310-A *GP-623	E5HZ 10A344-A	
E7HT 10300-CA	103.3C	D	75	D7HZ 10346-A *GL-192	E6HZ 10344-C *GL-632	D4HZ 10A310-A GP-588	D4HZ 10A344-A	5
E8HT 10300-HA	103.5A	M	60	E7PZ 10346-K *GL-244-A	E4TZ 10344-B *GP-617	E5SZ 10A310-A *GP-618	C5AZ 10A344-B *GY-808	
E8HT 10300-JA	103.6A	L/N	90	E8HZ 10346-J *GL-188-A	D8HZ 10344-B *GP-603	D8HZ 10A310-B *GP-604	D1HZ 10A344-A *GY-1020	
E8HT 10300-KA	103.6B	L/N	105	E8HZ 10346-K *GL-189-A	D8HZ 10344-B *GP-603	D8HZ 10A310-B *GP-604	D1HZ 10A344-A *GY-1020	
87HU 10300-AA	103.1B		90	E2HZ 10346-E *GL-218				
E2HF 10346 BA	103.1B	M	90	E2HZ 10346-C *GL-216				2
E2HF 10346 CA	103.1A	M	75	E2HZ 10346-D *GL-217				2
E2HF 10346-DA	103.1B	M	90	E2HZ 10346-E *GL-218				2
E7PF 10346-DA	103.5A	M	60	E7PZ 10346-K *GL-244-A				
310-277	103.4A	ML	130	E5HZ 10346-A *GL-231				
310-279	103.4A	ML	130	E5HZ 10346-A *GL-231				
310-309	103.4A	ML	130	E5HZ 10346-A *GL-231				
1117242	103.3C	D	75	D7HZ 10346-A *GL-192				5
1117263	103.3C	D	75	D7HZ 10346-A *GL-192	E6HZ 10344-C *GP-632	D4HZ 10A310-A *GP-588	D4HZ 10A344-A	5

1990/
TRUCK SERIES 600/900

10346 ALTERNATOR ASSY. — Cont'd

APPLICATION CHART

(Also see ALTERNATOR IDENTIFICATION CHART on pages 15 thru 17 of this Section)

Determine year, model, engine, make of alternator and amperage or identification.
Find service Alternator as well as Voltage Regulator in adjacent column. Parts are listed in order of Make and Amperage.

APPLICATION CHART

MODEL	ENGINE		Δ MAKE	AMP	REMARKS	PARTS LIST SEC. & NO.	PART NUMBER		ILLUS. SEC. 103 PAGE
	CYL.	C.I.D. (C.C.D.)					ALTERNATOR	VOLTAGE REGULATOR	

NOTE:

% Integral type

NOTE 2: R/b E2HZ 10310-D alternator, E2HZ 10344-A pulley, DOAZ 10A310-A fan and DOAZ 10A344-A spacer
10346 ALTERNATOR ASSY.

1990/

B-F-FT600/900	6&8	All	M	60	I.A.R.	103.5A	E7PZ 10346-K	E6TZ 10316-A	
C-CT800	6&8	All					*GL-244-A	*GR-784-A	
L-LL-LN-LNT-LT-LTS-LS800/900	6&8	All							
B C F600/900	All	All	M	75		103.1A	E2HZ 10346-D	D9PZ 10316-A	2
L LN-LNT LT-LTS700/900 -- Cat. 3208 diesel	8	636							
L LN-LNT-LT-LTS800 -- Cat. 3208 diesel	8	636	M	90		103.1B	E2HZ 10346-C	D9PZ 10316-A	2
CL CLT L LN-LNT-LT-LTS900 -- Cat. 3406, Cum. NTC diesels	6	855.893					*GL-216	*GR-540	
CL CLT900 -- Cum. L-10	6	610	M	90		103.1B	E2HZ 10346-E	D9PZ 10316-A	2
CF600/800	6	All							
CL CLT900	6&8	All	L/N	90		103.6A	E8HZ 10346-J	%D8HZ 10316-A	
L-LT800/900 -- Cat. 3406	6	893					*GL-188-A	*GR-535	
CL CLT900	6&8	All	L/N	105		103.6B	E8HZ 10346-K	%D8HZ 10316-A	
L-LT800/900	6	893					*GL-189-A	*GR-535	
B-C-F-FT-L-LN-LNT-LTS600/800	8	370,429, 501	L/N	90		103.2A	E2HZ 10346-A	D9PZ 10316-A	3
							*GL-213	*GR-540	
B-C-F600/800	6&8	All	ML	130		103.4A	E5HZ 10346-A	D9PZ 10316-A	
							*GL-231	*GR-540	

YEAR	MODEL/RESTRICTIONS	ENGINE		PART NUMBER	DESCRIPTION	QTY.
		CYL.	C.I.D. (C.C.D.)			

10C346 RESISTOR ASSY. (ALTERNATOR WARNING LAMP SHUNT)

90	F-FT600/800	8	All	D8BZ 10C346-A	Use on instrument cluster w/charge indicator and oil pressure warning lights	1
90	CF600/800	All	All	E7HZ 10C346-A		1

10A355 RETAINER ASSY. (ALTERNATOR)

90	L-LA-LL-LN-LNT-LS-LT-LTA-LTL-LTS900 -- Cat. 3306	6	638	E9HZ 10A355-A	#E9HT 10A355-AA	1
----	--	---	-----	---------------	-----------------	---

10347-75 Refer to group 10346 for Alternator Parts List Instruction

10A370 Refer to group 10A313

YEAR	MODEL/RESTRICTIONS	ENGINE		PART NUMBER	Δ MAKE	AMP.	DESCRIPTION	QTY.
		CYL.	C.I.D. (C.C.D.)					

Note: Δ M-Motorcraft, L/N-Leece Neville—Make and amperage appear on Truck Specification List

10374 DIODE ASSY.

90	CF700/800	6	476	ESRY 10374-A			*GY-1352,3 amps. (in 14401 wire assy)	AR
----	-----------	---	-----	--------------	--	--	--	----

1990/
TRUCK SERIES 600/900

YEAR	MODEL/RESTRICTIONS	ENGINE		PART NUMBER	DESCRIPTION	QTY.				
		CYL.	C.I.D. (C.C.D.)							
10A380-3	Refer to group 10346 for Alternator Parts List Instruction									
10A396	Refer to Group 10346 for Alternator Parts List Instruction									
10397	Refer to Group 10346 for Alternator Parts list Instruction									
10563	PLATE (ALTERNATOR END) Refer to group 10346 for Alternator Parts List Instructions									
10A589	WIRING ASSY. (ALTERNATOR REGULATOR)									
90	B-F600/800 -- w/two gauge instr. cluster	All	All	E7HZ 10A589-A	#E7HT 10A589-AA,AB	1				
90	B-F600/800 -- w/four gauge instr. cluster	All	All	E8HZ 10A589-A	#E8HT 10A589-AB	1				
90	L-LN-LNT-LT-LTS800/900 -- w/Cat. 3306	6	638			1				
10604	BRACE (REGULATOR FRAME)									
90	CL-CLT900 -- w/Motorcraft alternator	6&8	All	D8HZ 10604-A	#D7HT 10604-AA	1				
10623	Refer to group 10346 for Alternator Parts List Instruction									
10A652	SPACER (BATTERY SUPPORT TO FRAME)									
90	LTL900	6&8	All	E1HZ 10A652-A	#E1HT 10A792-AA, E3HT 10A972-AA-use with 3 or 4 85 or 90 amp. batteries R.H. side only	2				
90	F-FT600/800 -- gas	8	All	E5HZ 10A652-A	#E5HT 10A792-CA	2				
10W652	BRACKET ASSY. (BATTERY CABLE)									
90	CF600/800	6	All	E7HZ 10W652-A		1				
YEAR	MODEL	ENGINE		MOTOR-CRAFT GROUP NO.	DIMENSIONS (INCHES)			TYPE	COLD CRANKING AMPS	MOTORCRAFT SALES NUMBER
		CYL.	C.I.D. (C.C.D.)		WIDTH	LENGTH	HEIGHT			
10A653	Refer to group 10732									
10653-5	BATTERY CHART									
12 VOLT										
90	All	6&8	All	31	6 25/32	13	9 3/8	Commercial	655	BH-31A
90	All -- gas	8	All	63	6 3/8"	10 3/16"	8 7/8"	Maintenance free-wet	450	BX-63
90	All	6&8	All	64	6 3/8"	11 9/16"	8 7/8"	Maintenance free-wet	585	BXT-64-A
YEAR	MODEL/RESTRICTIONS	ENGINE		PART NUMBER	DESCRIPTION	QTY.				
		CYL.	C.I.D. (C.C.D.)							
10656	ELECTROLYTE (BATTERY)									
90		6&8	All	*BB 14	5 gallons-w/attached dispenser hose	1				
90		6&8	All	*BB 16	6 quart-w/attached dispenser hose	1				
10656	SPACER (BATTERY) -Improvise from exterior plywood unless listed below									
90	L-LN-LNT-LT-LTS900 -- diesel-with (4) 12 volt batteries	6&8	All	D7HZ 10656-A	Plastic-1/4" thick x 8 1/8" high x 12 1/4" long-not used w/integral battery box & fuel tank	6				
90	C-L-LN-LNT-LT-LTS700/800 -- Cat. diesel	8	636	E0HZ 10656-A	Use with frame mounted batteries	1				

1990/
TRUCK SERIES 600/900

YEAR	MODEL/RESTRICTIONS	ENGINE		PART NUMBER	DESCRIPTION	QTY.
		CYL.	C.I.D. (C.C.D.)			
10B656 COVER KIT (BATTERY CABLE OUTLET)						
90	CL-CLT900 -- w/integral fuel tanks	6&8	All	E0HZ 10B656-A		AR
Consists of						
	1-E0HT 10B655-AA	Cover		1-E0HT 10B656-AA	Cover	
	1-E0HT 10B655-BA	Cover		1-E0HT 10B656-BA	Cover	
90	LTL900	6&8	All	E1HZ 10B656-B		AR
Consists of						
	1-E1HT 10B655-AA	Cover		1-E1HT 10B656-AA	Cover	
	1-E1HT 10B655-BA	Cover		1-E1HT 10B656-BA	Cover	
10A659 Refer to group 10732						
10A665 WIRE ASSY. (CHARGE INDICATOR)						
90	All -- w/ammeter warning indicator lights	6&8	All	C3AZ 10A665-C	#C3AB 10A665-C-Black-61" long including terminals	1
10A665 WIRING ASSY. (ACCESSORY FEED FROM IGNITION SWITCH RESISTOR)						
90	All	6&8	All	D9AZ 10A665-A	#D9AB 14A407-AA-8 1/2 OHMS-circuit #297A	1
10K676 REINFORCEMENT (BATTERY TRAY)						
90	CL-CLT900	6&8	All	D8HZ 10K676-A	#D7HT 10K676-AC-(2) req'd w/2 batteries, (4) req'd w/3 or 4 batteries	AR
90	LTL900	6&8	All			AR
10A679 HOOK (BATTERY BOX COVER)						
90	LTL900	6&8	All	D9HZ 10A679-B	Kit-for cyl. or rectangular (integral) tank	AR
90	CF600/800 -- w/aux. fuel tank	All	All	E4HZ 10A679-A		AR
Consists of						
	1-E4HT 10A785-AA	Latch				
	1-5/16-24 x 1/2 hex. hd.	Stainless steel screw				
	1-5/16-24 hex. hd.	Stainless steel nut				
	2-#10-24 x 1/2 hex. hd.	Stainless steel screw				
	2-#10-24 hex. hd.	Stainless steel nut				
90	F-FT700/800 -- Cat. 3208 diesel	8	636	E3HZ 10A679-A		1
90	FT800/900 -- diesel	All	All			
90	CL-CLT900 -- w/cyl. fuel tanks	All	All			1
Consists of						
	1-E0HT 10A772-AA	Latch		1-72000-S36	Cotter pin	
	1-E3HT 10708-AA	Bracket		2-372820-S36	Rivet	
	1-76335-S	Pin				
90	CF600/800 -- w/2 or 3 batteries	6	All	E7HZ 10A679-A		1
Consists of						
	1-E1HT 10708-AA	Bracket		1-76335-S	Pin	
	1-358524-S	Clip		2-382707-S36	Rivet	
10A687 Refer to group 10732						
10N698 STEP (BATTERY BOX)						
90	CL-CLT900 -- w/cylindrical fuel tanks	6&8	All	E8HZ 10N698-A	#E8HT 10N698-AA	2
10704 SPRING (BATTERY COVER RETAINER)						
90	L-LN-LNT-LT800/900 -- diesel-w/dual integral battery box and fuel tanks	6&8	All	D4HZ 10704-A	Located on top cover	2or4
90	C-CT600/800 -- Cat. diesel	8	All			2
10A717 WASHER (BATTERY TERMINAL CORROSION ARRESTOR)						
90	All	6&8	All	C1AZ 10A717-A	11/16" I.D.-felt-oil impregnated	2

**1990/
TRUCK SERIES 600/900**

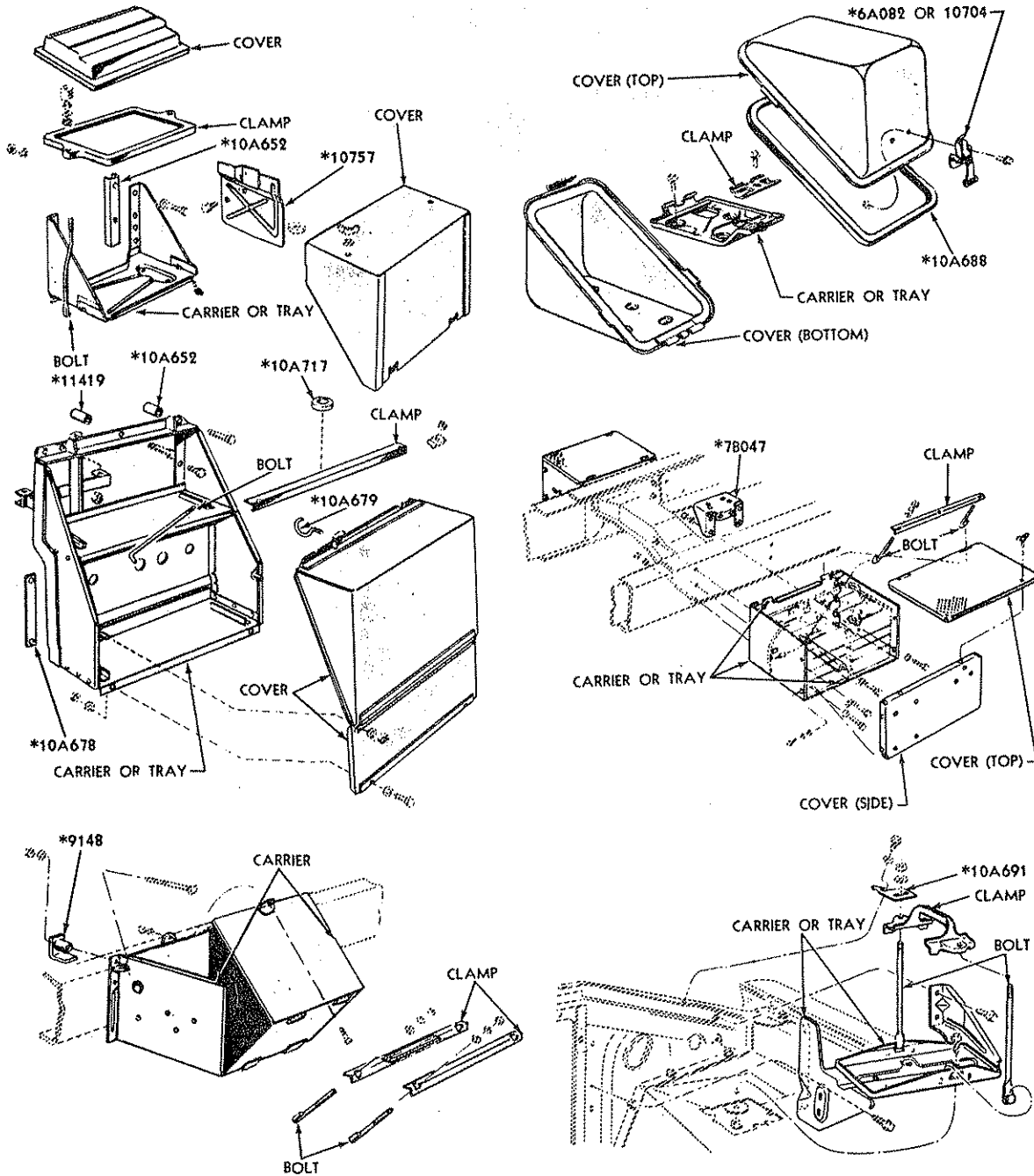
YEAR	MODEL/RESTRICTIONS	ENGINE		PART NUMBER	DESCRIPTION	QTY.
		CYL.	C.I.D. (C.C.D.)			
10718 CLAMP (BATTERY HOLD DOWN)-Also refer to group 10732						
90	All	6&8	All	A0A 10718-B	Adjustable from 5 1/2" x 9" to 7 1/4" x 14 1/4"	1
Consists of						
	2-C5RA 10716-A	Clamp		2-C2RA 10755-A	Bracket	1-Instr. sheet No. 2077
	2-C5RA 10716-B	Clamp		4-379179-S2	Fastener-stud	
10718 BRACKET (BATTERY HOLD DOWN) - Also refer to group 10732						
90	CL-CLT900 - - w/cyl. fuel tanks	6&8	All	E0HZ 10718-C	#E0HT 10755-A - (4) used with each support (10732)	AR
10K725 WIRING ASSY. (JUNCTION PANEL JUMPER)						
90	CF600/800	6	All	E7HZ 10K725-A	12 circuits	1
90	CF600/800	6	All	E7HZ 10K725-B	2 circuits	1
90	CF600/800	6	All	E9HZ 10K725-A	Used for recall campaign	1
10726 INSULATOR (BATTERY HOLD DOWN)						
90	CL-CLT900 - - w/ rectangular (integral) fuel tanks	6&8	All	D8HZ 10726-A		8
10A730 CONNECTOR (VOLTAGE REGULATOR)						
90	All	6&8	All	C4TZ 10A730-A	Nylon-use with Ford alternator	AR

1990/ TRUCK SERIES 600/900

10732 BATTERY MOUNTING PARTS

Battery mounting parts are listed in chart form following the illustrations below. Refer to the illustration to determine the name of the part required. Refer to the chart to select appropriate part number. The chart is listed by year, model and amperage of battery.

Attaching parts such as bolts, nuts, etc. are listed by code number. A listing of code numbers and their corresponding part numbers and descriptions appears at the end of the chart.



*NOT INCLUDED IN CHART-REFER TO GROUP FOR COMPLETE PART NUMBER

P.5309

**1990/
TRUCK SERIES 600/900**

COVER SIZE (INCHES)		IDENTIFICATION	MATERIAL	PART NUMBER
WIDTH	LENGTH			
10732 BATTERY COVER SIZE AND IDENTIFICATION CHART				
NOTE: For vehicle application refer to application chart listed below				
10 5/8	17 1/3	D4HA 10A659-BB	Steel	D4HZ 10A659-B
14 13/32	16 11/16	E3HT 10A687-AA	Steel	E3HZ 10A687-A
14 13/32	23 7/16	E3HT 10A687-BA	Steel	E3HZ 10A687-B
15 5/8	23	D3HA 10A659-AB	Steel	D9HZ 10A659-B
15 5/8	24 3/8	E4HT 10A687-AA	Steel	E4HZ 10A687-A
15 3/4	25 25/64	D7HT 10A687-CD	Aluminum	D8HZ 10A687-A
17 5/8	28 7/8	D4HA 10A687-EB	Steel	D4HZ 10A687-E

MODEL	B.C.I. GP. NO.	BOLT-CLAMP		CARRIER OR TRAY		CLAMP-HOLD DOWN		COVER or BRACKET	
		PART NUMBER	•NUTS, BOLTS, ETC.	PART NUMBER	•NUTS, BOLTS, ETC.	PART NUMBER	•NUTS, BOLTS, ETC.	PART NUMBER	•NUTS, BOLTS, ETC.
NOTE: •REFER TO HARDWARE LISTING AT END OF CHART FOR NUMBER SHOWN IN THIS COLUMN									
10732 BATTERY MOUNTING PARTS (Quantity 1 except where indicated)									

1990/									
B600/700 -- gas-	62	DOHZ 10756-B(2)	15	E3HZ 10769-C	29,36,	E0HZ 10718-D incl. cover	15		
B600/700 -- gas-	64	D1HZ 10756-C	15	E3HZ 10769-C	29,36, 52	E0HZ 10718-E incl. cover	15		
B600/700 -- diesel	64A(2)	D1HZ 10756-C(2) (Side) & DOHZ 10756-B(2) (center)	15	E0HZ 10769-B	29,36, 52,55, 56,62	E0HZ 10718-E incl. cover	15		
B600/700 -- diesel	64A(3)	D1HZ 10756-C(4) (side) & DOHZ 10756-B(2) (center)	15	E0HZ 10769-B (LH 2 batteries) E3HZ 10769-C (RH 1 battery)	29,36, 52,55, 56,62	E0HZ 10718-E(3) incl. cover	15		
C-CT700/900	31A, 64A(2)	D9HZ 10756-A(4)	15	E3HZ 10732-A (carrier) E0HZ 10732-C (tray)	55,56, 62,64	D8HZ 10718-C(2)	15	D4HZ 10A687-E (top) D4HZ 10A659-B (side)	55,56, 62,64
C-CT700/900	31A, 64A(3)	D9HZ 10756-A(6)	15	E3HZ 10732-A (carrier) E0HZ 10732-C (tray)	55,56, 62,64	D8HZ 10718-C(3)	15	D4HZ 10A687-E (top) D4HZ 10A659-B (side)	55,56, 62,64
CF600/800	64A(2)	E8HZ 10756-A(2) 7 1/4" L. (offset)		E3HZ 10769-A		E8HZ 10718-A		E3HZ 10A687-A	
CF600/800	64A(3)	DOHZ 10756-B(2) 10 3/4" L.		E3HZ 10769-B		E8HZ 10718-B		E3HZ 10A687-B	
CF600/800 w/aux. fu./tnk.	64A	E0HZ 10756D(AR)		E4HZ 10732-A(AR)		D8HZ 10718-C(AR)		E4HZ 10A687-A(AR)	
CL-CLT900 -- w/cyl. fuel tanks --	31(2) (4)	D1HZ 10756-C(AR)		E8HZ 10732-A(AR)	61	E4HZ 10718-A(AR)	13,15	E3HZ 10A687-A(AR)	
CL-CLT900 -- w/cyl. fuel tanks	31(3)	E0HZ 10756-B(1) & D1HZ 10756-C(3)		E8HZ 10732-A(AR)	61	E4HZ 10718-A(1) & E7HZ 10718-A(1)		E8HZ 10732-A(2)	
CL-CLT900 -- w/ rectangular fuel tanks-w/integral aluminum cover battery box	31(3), (4)	E0HZ 10756-B(AR)		E4HZ 10732-B(AR)		D8HZ 10718-C(AR)	13,15	D8HZ 10A687-A(AR)	
CL-CLT900 -- w/ rectangular fuel tanks-w/integral steel cover battery box	31(3), (4)	E0HZ 10756-B(AR)		E4HZ 10732-A(AR)		D8HZ 10718-C(AR)		E4HZ 10A687-A(AR)	

1990/
TRUCK SERIES 600/900

MODEL	B.C.I. GP. NO.	BOLT-CLAMP		CARRIER OR TRAY		CLAMP-HOLD DOWN		COVER or BRACKET	
		PART NUMBER	●NUTS, BOLTS, ETC.	PART NUMBER	●NUTS, BOLTS, ETC.	PART NUMBER	●NUTS, BOLTS, ETC.	PART NUMBER	●NUTS, BOLTS, ETC.
NOTE: REFER TO HARDWARE LISTING AT END OF CHART FOR NUMBER SHOWN IN THIS COLUMN									
10732 BATTERY MOUNTING PARTS (Quantity 1 except where indicated) — Cont'd									

1990/

F-FT600/800 -- gas-exc. low profile	62	DOHZ 10756-B(2)	15	E6HZ 10769-A	29,36,52	E0HZ 10718-D incl. cover	15		
F-FT600/800 -- gas-exc. low profile	64A	D1HZ 10756-C(2)	15	E6HZ 10769-A	29,36,52	E0HZ 10718-E incl. cover	15		
F600 -- gas-- low profile	64A			F0HZ 10769-A					
F-FT600/900 -- FTO diesel	31(2)	DOHZ 10756-B(2)		E7HZ 10769-A		E8HZ 10718-A		E3HZ 10A687-A	
F-FT600/900 -- FTO diesel	31(3)	DOHZ 10756-B(2)		E3HZ 10769-B		E3HZ 10718-D		E3HZ 10A687-B	
F-FT700/800 -- Cat. 3208 diesel	31, 64A(3)	D1HZ 10756-C(2)		E3HZ 10769-B		E4HZ 10718-B		E3HZ 10A687-B	
L-LN-LNT-LT-LTS700/900	64A(2),(3)	D9HZ 10756-A(AR)	15	E3HZ 10732-A (carrier) E0HZ 10732-C (tray)	55,56,62,64	D8HZ 10718-C(AR)	15	D4HZ 10A687-E (top) D4HZ 10A659-B (side)	55,56,62,64
L-LN-LNT-LS-LT-LTS900 -- Cum. and Cat. 3406 diesel-w/frame mounted 93 amp. batteries	31A(2)(3)	D9HZ 10756-A(AR)		E3HZ 10732-A (carrier) E0HZ 10732-C (tray)		D8HZ 10718-C(AR)		D4HZ 10A687-E (top) D4HZ 10A659-B (side)	
L-LN-LNT-LS-LT-LTS800 -- Cat. 3208 and FTO diesel-w/frame mounted 71 amp. batteries	64A(2)	DOHZ 10756-B(2)		E7HZ 10769-A		E8HZ 10718-A		E3HZ 10A687-A	
L-LN-LNT-LS-LT-LTS800 -- Cat. 3208 and FTO diesel-w/frame mounted 93 amp. batteries	31A(2)	D1HZ 10756-C(2)		E7HZ 10769-A		E4HZ 10718-A			
L-LN-LNT-LS-LT-LTS800 -- Cat. 3208 and FTO diesel-w/ 2 R.H. and 1 L.H. frame mounted 71 amp. batteries	64A(3)	DOHZ 10756-B(3) & E7HZ 10756-A		E7HZ 10769-A(2)		E8HZ 10718-A(R.H.) E7HZ 10718-B(L.H.)		E3HZ 10A687-A(2)	
L-LN-LNT-LS-LT-LTS800 -- Cat. 3208 and FTO diesel-w/3 R.H. frame mounted 71 amp. batteries	64A(3)	DOHZ 10756-B(2)		E3HZ 10769-B		E3HZ 10718-D		E3HZ 10A687-B	

**1990/
TRUCK SERIES 600/900**

MODEL	B.C.I. GP. NO.	BOLT-CLAMP		CARRIER OR TRAY		CLAMP-HOLD DOWN		COVER or BRACKET	
		PART NUMBER	●NUTS, BOLTS, ETC.	PART NUMBER	●NUTS, BOLTS, ETC.	PART NUMBER	●NUTS, BOLTS, ETC.	PART NUMBER	●NUTS, BOLTS, ETC.
NOTE: ●REFER TO HARDWARE LISTING AT END OF CHART FOR NUMBER SHOWN IN THIS COLUMN									
10732 BATTERY MOUNTING PARTS (Quantity 1 except where indicated) — Cont'd									

1990/

L-LN-LNT-LS-LT-LTS800 -- Cat. 3208 and FTO diesel-w/2 R.H. and 1 L.H. frame mounted 93 amp. batteries	31A(3)	D1HZ 10756-C(3) & E0HZ 10756-B		E7HZ 10769-A(2)		E4HZ 10718-A(R.H.) E7HZ 10718-A(L.H.)		E3HZ 10A687-A(2)	
L-LN-LNT-LS-LT-LTS800 -- Cat. 3208 and FTO diesel-w/3 R.H. mounted 93 amp. batteries	31A(3)	D1HZ 10756-C(2)		E3HZ 10769-B		E4HZ 10718-B		E3HZ 10A687-B	
L-LA-LN-LNT-LT- LTA800/900 -- diesel- w/integral battery box and steel fuel tanks	31(3), (4)	D0HZ 10756-B(AR)		E1HZ 10732-A(2)		D9HZ 10718-B(AR)		D9HZ 10A659-B(2) (steel)	
L-LA-LN-LNT-LT-LTA- 800/900 -- diesel-w/ integral battery box and aluminum fuel tanks	31(3), (4)	D0HZ 10756-B(AR)		E1HZ 10732-A(2)		D9HZ 10718-B		D9HZ 10A659-A(2) (aluminum)	
LL-LTL900	31A(2) (3)(4)	E0HZ 10756-B(AR)	15	E7HZ 10732-A		D8HZ 10718-C(AR)		E3HZ 10A687-A(2)	

CODE NUMBER TO PART NUMBER LISTING—Quantity As Required

CODE NO.	PART NUMBER	DESCRIPTION	CODE NO.	PART NUMBER	DESCRIPTION
10732 BATTERY MOUNTING PARTS-NUTS, BOLTS, ETC.					
1	20346-S8(B-50)	Bolt-hex.head-5/16"-18 x 3/4"	18	354959-S (XX-178-C)	Washer-flat-7/16" (rubber)
2	20388-S8(B-80)	Bolt-hex.head-3/8"-16 x 1"			
3	★ 20428-S7-B(82)	Bolt-hex.head-3/8"-16 x 1 1/4"	19	359615-S8(BB-833)	Screw-wing-5/16"-18 x 11/16"
4	20470-S8(B-107)	Bolt-hex.head-7/16"-14 x 1 1/2"	20	370444-S7(XX-132)	Washer-flat-3/8"
5	20472-S7-8 (B-122-A)	Bolt hex.head-1/2"-13 x 1 1/2"	21	371613-S7-8 (XX-202)	Washer-flat-9/16"
6	33797-S7(M-50)	Nut-hex.-5/16"-18	22	21008-S18(B-131)	Bolt-hex.head-9/16"-12 x 1 1/2"
7	33799-S2(M-52)	Nut-hex.-3/8"-16	23	373781-S40 (MM-216)	Washer-flat-5/8"
8	33896-S8(M-182)	Nut-wing-5/16"-18			
9	33922-S8(M-27)	Nut-hex.-5/16"-18	24	378178-S39 (BB-412-BA)	Bolt & washer-5/16"-18 x 1"
10	34806-S7(X-64)	Lockwasher-spring-5/16"			
11	34807-S8(X-66)	Lockwasher-spring-3/8"	25	379831-S2 (MM-192-M)	Nut & Retainer-5/16"-18
12	34809-S8(X-68)	Lockwasher-spring-1/2"			
13	44722-S8(X-19)	Washer-flat-5/16"	26	★ 34980-S4	Nut-hex.-9/16"-12
14	44725-S8(X-22)	Washer-flat-5/16"	27	384353-S4 (MM-173-X)	Nut-hex.-7/16"-14
15	33770-S4(M-89-K)	Nut-hex.-5/16"-18			
16	56320-S4 (B-318-GD)	Bolt-hex. washer head- 5/16"-18 x 7/8"	28	34976-S4 (M-89-CA)	Nut-hex.-5/16"-18
17	357450-S(BB-172)	Bolt-hex.head-7/16"-14 x 7/8"	29	34989-S2 (M-89-FA)	Nut-hex.-1/2"-13

1990/
TRUCK SERIES 600/900

CODE NUMBER TO PART NUMBER LISTING—Quantity As Required

CODE NO.	PART NUMBER	DESCRIPTION	CODE NO.	PART NUMBER	DESCRIPTION
10732 BATTERY MOUNTING PARTS-NUTS, BOLTS, ETC. — Cont'd					
30	384931-S36 (BB-867-K)	Screw & washer 5/16"-18 x 1 1/16"	51	★ 56319-S	Bolt-5/8"-18 x .62"
			52	44879-S2(X-31-G)	Washer-flat
31	23378-S8(B-3)	Bolt-5/16"-18 x 3/4"	53	383406-S100 (MM-173-MY)	Nut-hex. lock-3/8"-16
32	55697-S8(M-89-F)	Nut-hex.-1/2"-13			
33	34991-S2(M-89-GH)	Nut-hex.-5/8"-11	54	357235-S(BB-136)	Bolt-hex. hd.-5/16"-18 x 7/8"
34	44735-S8(X-32)	Washer-flat-1/2"	55	★ 44877-S2	Washer-flat
35	★ 56120-S4	Bolt-hex. head-5/16"-18 x 3/4"	56	34987-S4 (M-89-CF)	Nut-hex.lock-3/8"-16
36	58676-S2(B-123-B)	Bolt-hex.head-1/2"-13 x 1 3/4"			
37	58720-S2(B-138-B)	Bolt-hex.head-5/8"-11 x 1 3/4"	57	20448-S8(B-83)	Bolt-hex. hd.-3/8"-16 x 1 3/8"
38	★ 58721-S2	Bolt-hex.head-5/8"-11 x 2"	58	42998-S8(B-254-A)	Bolt-hex. hd.-3/8"-16 x 1"
39	★ 58722-S2	Bolt-hex.hd.-5/8"-11 x 2 1/4"	59	376838-S2 (MM-296-AF)	Nut & washer -5/16"-18
40	★ 58723-S2	Bolt-hex.head-5/8"-11 x 2 1/2"			
41	★ 58727-S2	Bolt-hex.head-5/8"-11 x 3 1/2"	60	N800290-S (AM-76-E)	Nut-wing-M8
42	★ 58730-S2	Bolt-hex.head-5/8"-11 x 4 1/4"			
43	★ 383949-S2	Bolt-hex.head-5/8"-11 x 4 3/4"	61	389057-S36 (SS-47-G)	Rivet-1/4" x 3/4" blind
44	★ 58675-S2	Bolt-hex.head-1/2"-13 x 1 1/2"			
45	33845-S8(M57)	Nut-hex.-1/2"-13	62	58634-S2 (B-80-B)	Bolt-3/8"-16 x 1"
46	★ 375275-S2	Washer-flat			
47	23438-S8(B-4)	Bolt-carriage-5/16"-18 x 1 1/4"	63	58636-S2 (B-85-D)	Bolt-3/8"-16 x 1 1/2"
48	379930-S (MM-173-M)	Nut- washer lock-5/16"-18	64	★ 56719-S	Bolt-5/16"-18 x .62"
49	351405-S7(XX-147)	Washer 3/8"			
50	44881-S2 (X-40-G)	Washer-flat			

YEAR	MODEL/RESTRICTIONS	ENGINE		PART NUMBER	DESCRIPTION	QTY.
		CYL.	C.I.D. (C.C.D.)			
10733 BUSHING (BATTERY CABLE SUPPORT)						
90	C-CT-L-LN-LNT-LT- LTS600/900	6&8	All	D5HZ 10733-A	Rubber- #D3HF 10733-AA- 2 1/2" x 3 1/4" x 3/4" - used on edge of battery box to route cable	1
90	CL-CLT900	6&8	All	D8HZ 10733-A	#D7HT 10733-AC-rubber-at rear of battery box	AR
90	CF600/800 -- w/aux. fuel tank	All	All			AR
90	F-FT700/800 -- Cat. diesel	8	636	E3HZ 10733-A	#E3HT 10733-AA	1
90	LL-LTL900	6&8	All			1
90	CF600/800	6	All	E7HZ 10733-A		1
10747 SPACER (BATTERY HOLD DOWN)						
90	L-LN-LNT-LT-LTS600/900	6&8	All	D0HZ 10747-B	Steel and rubber-1" O.D. x 11/32" I.D. x 1/2" thick	AR
90	CL-CLT900	6&8	All			AR
90	C-CT800	8	All			AR
90	B-F-FT600/800 -- gas	8	All			1
90	LTL900	6&8	All			AR
10753 BRACKET (BATTERY SUPPORT)						
90	F600/800 -- gas	8	All	E5HZ 10753-A	#E5HT 10753-AA-R.H.	1
90	F600/800 -- gas	8	All	E3HZ 10753-G	#EOHT 10753-GB, #E3HT 10753-GA,L.H.	1or2
90	F-FT700/800 -- Cat. diesel	8	636	E3HZ 10753-A	#E3HT 10753-AA-R.H.-use with 2-63 or 93 amp. batteries	1
90	CF600/800 -- diesel				Use with 2-63 amp. batteries	1
90	F-FT600/900 -- FTO diesel	6&8	All		Use with 2 batteries	1
90	F-FT700/800 -- Cat. diesel	8	636	E3HZ 10753-B	#E3HT 10753-BA-L.H.-use with 2-63 or 93 amp. batteries	1
90	CF600/800 -- diesel	6	All		Use with 2-63 amp. batteries	1
90	F-FT600/900 -- FTO diesel	6&8	All		Use with 2 batteries	1

1990/
TRUCK SERIES 600/900

YEAR	MODEL/RESTRICTIONS	ENGINE		PART NUMBER	DESCRIPTION	QTY.
		CYL.	C.I.D. (C.C.D.)			
10753 BRACKET (BATTERY SUPPORT) — Cont'd						
90	F-FT700/800 -- Cat. diesel	8	636	E3HZ 10753-C	#E3HT 10753-CA,CB-L.H. front-use with 3-63 or 93 amp. batteries	1
90	F-FT700/800 -- Cat. diesel	8	636	E3HZ 10753-D	#E3HT 10753-DA,DB-L.H. rear-use with 3-63 or 93 amp. batteries	1
90	F-FT700/800 -- Cat. diesel	8	636	E3HZ 10753-E	#E3HT 10753-EA,EB-R.H. front-use with 3-63 or 93 amp. batteries	1
90	CF600/800 -- diesel	6	All			1
90	F-FT600/900 -- FTO diesel	6&8	All			1
90	F-FT700/800 -- Cat. diesel	8	636	E3HZ 10753-F	#E3HT 10753-FA,FB-R.H. rear-use with 3-63 or 93 amp. batteries	1
90	CF600/800 -- diesel	6	All			1
90	F-FT600/900 -- FTO diesel	6&8	All			1
90	L-LN-LNT-LS-LT-LTS800 -- Cat. 3208 and FTO diesel-w/frame mounted batteries	6&8	636,476	E7HZ 10753-A	#E7HT 10753-AA-R.H.	1or2
				E7HZ 10753-B	#E7HT 10753-BA-L.H.	1or2
90	L-LL-LN-LNT-LS-LT-LTS800/900 -- w/4 batteries	6&8	All	E8HZ 10753-A	#E7HT 10752-BA	1
90	LA-LTA900	6&8	All	E8HZ 10753-D	#E8HT 10753-AA	1
90	LTL900	6&8	All	E1HZ 10753-A	#E1HT 10752-AA	2
10756 Refer to group 10732						
10757 SHIELD (BATTERY)-If not listed below improvise						
90	B-F-FT600/800 -- gas	8	370,429	E4HZ 10757-A	#E0HT 10757-AC, E3HT 10A791-AA	1
90	LN600/750	6&8	All	D3EZ 10757-A	Located under L.H. running board	1
90	L-LA-LN-LNT-LS-LT-LTA-LTS800/900 -- diesel w/dual integral battery box and steel fuel tanks	6&8	All	E8HZ 10757-A	R.H.-side-#E8HT 10B650-AA-steel	1
				E8HZ 10757-B	L.H.-side-#E8HT 10B651-AA-steel	1
				D3HZ 10757-C	R.H.-rear-#D3HA 10B652-AB-steel	1
				D3HZ 10757-D	L.H.-rear-#D3HA 10B653-AB-steel	1
90	L-LA-LN-LNT-LS-LT-LTA-LTS800/900 -- diesel-w/dual integral battery box and aluminum fuel tanks	6&8	All	E8HZ 10757-C	R.H.-side-#E8HT 10B650-BA-aluminum	1
				E8HZ 10757-D	L.H.-side-#E8HT 10B651-BA-aluminum	1
				D4HZ 10757-C	R.H.-rear-#D3HA 10B652-BA-aluminum	1
				D4HZ 10757-D	L.H.-rear-#D3HA 10B653-BA-aluminum	1
90	L-LN-LNT-LS-LT-LTS800 -- w/Cat. 3208, FTO diesel w/2 or 3 frame mounted batteries	6&8	476,636	E7HZ 10757-A	#E7HT 10757-AA	1
90	B-F700/800,FT800/900 -- diesel-w/2 batteries	6&8	All			1
90	L-LN-LNT-LS-LT-LTS800 -- w/Cat. 3208, FTO diesel-w/3 R.H. frame mounted batteries	6&8	476,636	E7HZ 10757-B	#E7HT 10757-BA	1
90	B-F700/800,FT800/900 -- diesel-w/3 batteries	6&8	All			1
90	LTL900	6&8	All exc. Cat 3406	E1HZ 10757-A	#E1HT 10757-AA,AB,AC-(1) used with 2 100 amp. batteries-(2) used with 3 or 4 85 or 90 amp. batteries	AR
90	LTL900 -- Cat. 3406	6	893	E2HZ 10757-A	#E2HT 10757-AA	AR
90	C-CT600/900	6&8	All	42742-S7-8	(U-2-A)-screw and washer-hex.head-1/4" - 20 x 1/2"	2
				33846-S8	(M-69)-nut-hex.-1/2"-20	2
10769 SUPPORT (BATTERY TRAY)-Also refer to group 10732						
90	L-LN-LNT-LT-LTS900 -- diesel	6&8	All	D9HZ 10769-A	#D9HT 10761-AA-use with (2,3 or 4) 63,80,85 or 90 amp. batteries	2
90	C-CT800	6&8	All			2
90	All	6&8	All	*58721-S2	Bolt (support to frame) No. 8-5/8"-11 x 2"	AR
90	All	6&8	All	34991-S2	(M-89-GH)-nut (support to frame) No. 8-5/8"-11	AR
90	All	6&8	All	385948-S2	(XX-132-E) Washer (support to frame) 5/8" flat	AR
90	All	6&8	All	58722-S2	(B-139-E) Bolt (support to frame) 5/8"-11 x 2 1/4"	AR

1990/
TRUCK SERIES 600/900

YEAR	MODEL/RESTRICTIONS	ENGINE		PART NUMBER	DESCRIPTION	QTY.
		CYL.	C.I.D. (C.C.D.)			
10A779 BRACKET (BATTERY CABLE)-Unless listed improvise from steel strap						
90	F-FT700/900 -- diesel	6&8	All	E3HZ 10A779-A	#E3HT 10A779-AA	1
90	LL-LTL900 -- Cummins diesel	6	855	E1HZ 10A779-A	#E1HT 10A779-AB	1
90	LL-LTL900 -- Cat. 3406 diesel	6	893	E1HZ 10A779-B	#E1HT 10A779-EA	1
90	LL-LTL900 -- Cat. 3406 diesel	6	893	E6HZ 10A779-C	#E6HT 10A779-BA	1
90	L-LN-LNT-LS-LT-LTS800 -- w/50 or 75 gal. fuel tanks	6&8	All	E7HZ 10A779-A	#E7HT 10A779-AA	1
90	CF700/800 -- T/T-w/aux. fuel tanks	6	476	E8HZ 10A779-A		1
90	L-LN-LNT-LTS900	6&8	All	E7HZ 10A779-B	#E7HT 10A779-BA	AR
10797 VOLT METER ASSY. (INSTRUMENT CLUSTER)						
90	B600/700	8	All	E5HZ 10797-A	#E4HT 10797-AA	1
90	CL-CLT900	6&8	All	E2HZ 10797-B		1
90	L-LL-LN-LNT-LS-LT-LTL- LTS800/900 -- w/full or fleet instrument panel	6&8	All	E7HZ 10797-A	#E7HT 10797-AA	1
10800 RELAY (RETARDER OIL TEMPERATURE WARNING)						
90	L-LN-LNT-LT-LTL-LTS800/900	8	All	B7T 10800-A		2
10804 REGULATOR (INSTRUMENT CLUSTER VOLTAGE)						
90	B-F-FT600/800	6&8	All	D1AZ 10804-A	*GR-513	1
90	C-CT600/900	6&8	All			1
90	L-LN-LNT-LT-LTS600/900 -- w/city delivery instrument panel	6&8	All			1
90	B-F-FT600/800	6&8	All	52012-S8	(U-202)-screw (regulator to cluster back plate)-No. 8-15 x 1/2"	1
90	C-CT600/900	6&8	All	55907-S2	(U-54-B)-screw (regulator to cluster back plate)-No. 8-18 x 1/2"	1
90	F-FT600/800	6&8	All	★374080-S100	Clip (use at regulator)	AR
10817 WIRING ASSY. (INSTRUMENT CLUSTER FEED)-Unless listed improvise from bulk wiring (14296)						
90	L-LA-LL-LN-LNT-LS-LT-LTA- LTL-LTS900 -- w/pyrometer gauge and oil temp light	6&8	All	E8HZ 10817-B	#E8HT 10817-AD	1
10A826 CABLE (BATTERY COVER RETAINING)						
90	L-LN-LNT-LT800/900 -- diesel-w/dual integral battery box and fuel tanks	6&8	All	D3HZ 10A826-AA		1
10838 HOUSING (INSTRUMENT CLUSTER)						
90	C-CT800	6&8	All	E2HZ 10838-A	#E1HF 10841-AA	1
10C838 RELAY ASSY. (WARNING INDICATOR)						
90	L-LN-LNT-LT-LTL-LTS900 -- w/line haul instrument panel	6&8	All	D1AZ 10C838-A	#D1AB 10C838-A	1
90	C-CT900	6&8	All			1
90	L-LN-LNT-LT-LTS900 -- w/ fleet instrument panel	6&8	All			1
10D839 WIRE AND SOCKET ASSY. (INSTRUMENT CLUSTER CONTROL LAMP)						
90	L-LN-LNT-LT-LTS900 -- w/fleet instrument cluster	6&8	All	E5HZ 10D839-A	#E4HT 10D839-AA	1
10A840 BEZEL and LENS (INSTRUMENT PANEL WARNING LAMP)						
90	B600/700 -- w/dual hydraulic brakes	6&8	All	D7HZ 10A840-A	"BRAKE"-straight lettering on red lens-also serviced in D7HZ 10A962-A assy.	1

1990/
TRUCK SERIES 600/900

YEAR	MODEL/RESTRICTIONS	ENGINE		PART NUMBER	DESCRIPTION	QTY.
		CYL.	C.I.D. (C.C.D.)			
10A840 BEZEL and LENS (INSTRUMENT PANEL WARNING LAMP) -- Cont'd						
90	CL-CLT900	6&8	All	E2HZ 10A840-A	"WATER TEMP" w/symbol-red lens	1
				E2HZ 10A840-B	"OIL PRESSURE" w/symbol	1
				E2HZ 10A840-C	HI BEAM	1
				E0HZ 10A840-B	"TRLR HR-UP"-red lens	1
				E0HZ 10A840-C	"ANTI SKID"-amber lens	1
				E0HZ 10A840-D	"BRAKE SYST"-blue lens	1
				E0HZ 10A840-F	"OIL TEMP"-red lens	1
				F0HZ 10A840-A	"DAY LAMPS"-amber lens	1
10B841 RETAINER (INSTRUMENT CONTROL CABLE GROMMET)						
90	C-CT600/800	8	All	E4HZ 10B841-A		1
				385558-S	(KK-56VF)-grommet-1.42" O.D.-.31" I.D.	1
				371840-S	(KK-26-C)-grommet-1/4" holes	1
10W842 MODULE AND DISSIPATOR ASSY. (INSTRUMENT PANEL CLUSTER)						
90	CF600/800	6	All	E6HZ 10W842-B		1
10K843 CIRCUIT ASSY. (INSTRUMENT CLUSTER PRINTED)						
90	CL-CLT900	6&8	All	* D8HZ 10K843-A	Main module-for gauges - service in assy.	1
				* D8HZ 10K843-D	R.H. module-for gauges - service in assy.	1
90	CL-CLT900	6&8	All	E9HZ 10K843-A	R.H. module upper switch bank	1
90	CL-CLT900	6&8	All	E9HZ 10K843-B	R.H. module lower switch bank	1
90	CL-CLT900	6&8	All	D8HZ 10K843-J	Use w/axle temp. gauge	1
90	CL-CLT900	8	All	D9HZ 10K843-A	Support & circuit assy. R.H. module-flex bus-for warning lights	1
90	CL-CLT900	8	All	D9HZ 10K843-B	Support & circuit assy. Main module -flex bus-for warning lights	1
90	B-F600/800(84)	6&8	All	E7HZ 10K843--A	#E7HF 10K843-AA	1
90	C-CT800	6&8	All			1
90	L-LN-LNT-LS-LT-LTS800 - - w/city delivery instrument panel	6&8	All			1
90	F-FT600/800,FT900	8	All	E1TZ 10K843-B	#E1TF 10C956-BA-use on instrument cluster w/ammeter, tachometer and oil pressure gauges	1
90	F-FT600/800,FT900	8	All	E1TZ 10K843-A	#E1TF 10C956-AA-use on instrument cluster w/charge indicator and oil pressure warning lights	1
90	L-LA-LN-LL-LNT-LT-LTL-LTS 800/900 - - w/fleet or full instrument panel	6&8	All	E9HZ 10K843-D	#E9HT 10C956-DA-used with warning indicator panel	1
90	L-LN-LNT-LS-LT-LTS800 - - w/City Delivery instr. panel	6&8	All	E9HZ 10K843-E	#E9HT 10C956-EA-used with warning indicator panel	1
10K845 WIRE ASSY. (BRAKE WARNING LAMP)						
90	C600/900-w/dual hydraulic brakes	6&8	All	D5HZ 10K845-A	#D5HB 2B396-AA	1
90	C-CT600/900 - w/air/hyd. brakes w/o eng. alarm	6&8	All	D5HZ 10K845-C	#D5HB 2B396-EB,EC	1
10B846 WIRING ASSY. (POWER DIVIDER DIFFERENTIAL LOCKOUT WARNING LAMP)						
90	LNT-LT-LTL-LTS900 - - diesel	6&8	All	D0HZ 10B846-A	#D0HB 10B846-A	1
90	LNT-LT-LTS800 - - diesel	8	636	D0HZ 10B846-C	#D0HB 10B846-C	1
90	LNT-LT-LTS600/900 - - w/city delivery instruments panel	6&8	All	E4HZ 10B846-A	#E4HT-10B846-AA,AB	1
90	FT800/900 - - w/hyd. brakes	6&8	All	E7HZ 10B846-A	#E7HT 10B846-AA	1
90	FT800/900 - - w/air brakes	6&8	All	E7HZ 10B846-B	#E7HT 10B846-BA	1
90	B-F600/800 - - w/full locking main diff.	6&8	All	E8HZ 10B846-A	#E8HT 10B846-AA	1
90	B-F600/800 - - w/air brakes-w/limited slip rear axle	All	All	F0HZ 10B846-A	#F0HT 10B846-AB	1
90	L-LN-LNT-LT-LTS900 - - w/fleet instrument panel	6&8	All	E4HZ 10B846-B	#E4HT 10B846-BA	1

1990/
TRUCK SERIES 600/900

YEAR	MODEL/RESTRICTIONS	ENGINE		PART NUMBER	DESCRIPTION	QTY.
		CYL.	C.I.D. (C.C.D.)			
10W846 BRACKET ASSY. (INDICATOR WARNING SYSTEM CONTROL)						
90	CF600/800	6	All	E7HZ 10W846-A		1
10B847 WARNING ASSY. (LOW VACUUM WARNING INDICATOR JUMPER)						
90	CLT900 -- w/173", 186" W/B and locking main diff.	6&8	All	E9HZ 10B847-A	#E9HT 10B847-AA	1
90	CLT900 -- w/204", 246" W/B and locking main diff.	6&8	All	E9HZ 10B847-B	#E9HT 10B847-BA	1
90	CLT900 -- 142, 145, 148, 152" W/B and locking main diff.	6&8	All	E9HZ 10B847-C	#E9HT 10B847-CA	1
10848 PLATE (INSTRUMENT CLUSTER BACK)-Also refer to groups 10B978 and 04428						
90	F-FT600/900	6&8	All	E7HZ 10848-A	#E7HF 10848-A-use on instrument cluster w/charge indicator and oil pressure warning lights	1
90	F-FT600/900	6&8	All	E7HZ 10848-B	#E7HF 10848-B-use on instrument cluster w/ammeter and oil pressure gauges	1
90	B-F600/800(84)	6&8	All	E7HZ 10848-C	#E7HF 10848-AA	1
90	C-CT800	6&8	All			1
90	L-LN-LNT-LS-LTS800 -- w/city delivery instrument panel	6&8	All			1
10A848 SPRING (INSTRUMENT PANEL PARKING WARNING LAMP RETAINING)						
90	B-F600/700 -- w/dual vacuum brake	6&8	All	B9FM 10A848-A		1
90	C600/900 -- w/dual vacuum brake	6&8	All			1
10850 AMMETER (INSTRUMENT CLUSTER)						
90	B-F600/800(84)	6&8	All	E7HZ 10850-B	8"-18" w/symbol	1
90	C-CT800	6&8	All			1
90	L-LN-LNT-LS-LT-LTS800 -- w/city delivery instrument panel	6&8	All			1
90	F-FT600/800,FT900	8	All	E0TZ 10850-A	White symbol	1
90	L-LN-LNT-LT-LTL-LTS800/900 -- w/line haul instrument panel	6&8	All	E2HZ 10850-A	#E2HT 10670-AA,AB-"AMPS-D-C" w/symbol	1
90	CF600/800	6	All	E6HZ 10850-A		1
90	B-F-FT600/800	6&8	All	379618-S7-8	(MM-291-E)-nut (ammeter to back plate)- No. 10-32	2
10852 BEZEL (INSTRUMENT CLUSTER CONTROL)						
90	B-F-FT600/800,C-CT600/900, FT900	6&8	All	D3TZ 10852-D	"LIGHTS"	1
				C1TF 10852-A	"L FUEL TANKS R"	1
				C1TF 10852-B	"CARB. PRIMER-HOLD 10 SECONDS"	1
90	C-CT 600/900	6&8	All	D3TZ 10852-C	Wiper control	1
90	C-CT600/800 -- diesel	8	636	E3HZ 10852-A	Throttle control	1
90	L-LN-LNT-LTS600/900	6&8	All		Throttle control and fuel shutoff control	2
90	LTL900	6&8	All			AR
90	B-F600/800,FT900,LN700 -- FTO diesel	6	All			1
90	L-LN-LNT-LT-LTS600/900 -- w/o Trico air wiper system	6&8	All	D0HZ 10852-A		1
90	CL-CLT900	6&8	All	* D8HZ 10852-C	Shroud for 10A840 lens (oil press., oil temp., water temp., trlr hook-up, diff. lockout)-service assy.	AR
90	CL-CLT900	6&8	All	D8HZ 10852-A	Used on instrument panel lamp dimmer switch	1
90	B-F-FT600/800	8	All	E3HZ 10852-B	Hand control throttle	1
90	LN-LNT900 -- w/Cat. 3306 diesel	6	638			1
90	L-LL-LN-LNT-LS-LT-LTL-LTS900	6&8	All	E7HZ 10852-A		1

1990/
TRUCK SERIES 600/900

YEAR	MODEL/RESTRICTIONS	ENGINE		PART NUMBER	DESCRIPTION	QTY.
		CYL.	C.I.D. (C.C.D.)			
10852 BEZEL (STARTER PUSH BUTTON SWITCH)						
90	L-LN-LNT-LT-LTL-LTS900	6&8	All	D3HZ 10852-B	"ENGINE START-ENGINE START"	1
90	CL-CLT900	6&8	All	D8HZ 10852-B	"ENGINE START"	1
10K852 BRACKET (BRAKE AIR PRESSURE GAUGE)-Unless listed cut to fit from strap steel (1 1/8" x 3/32")						
90	C-CT600/800	6&8	All	E4HZ 10K852-A	1-Used w/vacuum gauge and 1-used w/air gauge	1
90	F-FT600/800(81)	8	All	E0HZ 10K852-A	#E0HT 10K852-AA	1
90	B-F600/700(84)	6&8	All	E0HZ 10K852-B	#E0HT 10K852-BA	1
10B853 SWITCH ASSY. (DIFFERENTIAL LOCKOUT INDICATOR LAMP)						
90	LT-LTL-LTS800/900	8	All	D9HZ 10B853-A	Use w/vacuum controlled differential lockout	1
90	L-LA-LL-LN-LNT-LT-LTA-LTL-LTS800/900	6&8	All	E9HZ 10B853-A	Use w/air controlled differential lockout	1
90	CL-CLT900	6&8	All			1
90	LNT-LT-LTS800/900	8	All	372268-S	(II-162-E)-elbow-5/16"-1/4"-18	1
90	LT-LTL-LTS800/900	8	All	357943-S	(II-155-A) elbow -5/16"-1/8"-27 female thread-1/4"-18 Male thread	1
90	LNT-LT-LTL-LTS800/900	8	All	371334-S	(II-146-B)-tee-1/8" x 1/8" x 1/8"	1
10A855 COVER (INSTRUMENT CLUSTER HOUSING)						
90	CL-CLT900	6&8	All	D8HZ 10A855-B	Use on R.H. inst. cluster module-for unused gauge openings	AR
90	L-LN-LNT-LT-LTL-LTS600/900	6&8	All	E1HZ 10A855-A	#D5HS 10A862-BA - use with C.B. radio hot jack	2
10N857 SHIELD ASSY. (INSTRUMENT PANEL)						
90	L-LA-LL-LN-LNT-LT-LTA-LTL-LTL-LTS700/900 - - w/limited slip rear axle	All	All	F0HZ 10N857-A	"WHEEL LOCK-UNLOCK-LOCK"	1
10A858 HOUSING ASSY. (INSTRUMENT PANEL CONTROL)						
90	L-LN-LNT-LT-LTS600/900 - - w/mechanical fuel pump and dual fuel tanks	8	All	E4HZ 10A858-B	Black-use with city delivery instrument	1
90	L-LN-LNT-LT-LTS600/900 - - w/electric fuel pump-w/o dual fuel tanks	8	All	E4HZ 10A858-C	Black-use with city delivery or fleet instrument panel	1
90	L-LN-LNT-LT-LTS600/900 - - w/electric fuel pump and dual fuel tanks	8	All	E4HZ 10A858-D	Black-use with city delivery instrument panel	1
90	L-LN-LNT-LT-LTS900 - - w/fleet instrument panel	6&8	All	E4HZ 10A858-E	Black	1
10B858 WIRING ASSY. (DIFFERENTIAL TEMPERATURE SENDER)						
90	CLT900	6&8	All	E9HZ 10B858-AA	#E9HT 10B858-ADB-also used to replace E9HT 10B858-ABB and ACB-tape excess wire	1
90	F600/800 - - with 196" or 207" W/B	6&8	All	E8HZ 10B858-AA	#E8HT 10B858-AAA-also used to replace E8HT 10B858-ABA-tape excess wire	1
90	F600/800 - - with 129", 141" or 142" W/B	6&8	All	E8HZ 10B858-L	#E8HT 10B858-LA-also used to replace E8HT 10B858-MA-tape excess wire	1
90	F600/800 - - with 225" W/B	6&8	All	E8HZ 10B858-N	#E8HT 10B858-NA	1
90	F600/800 - - with 171", 177", 178", 189" or 190" W/B	6&8	All	E8HZ 10B858-R	#E8HT 10B858-RA-also used to replace E8HT 10B858-SA,TA-tape excess wire	1
90	F600/800 - - with 214" W/B	6&8	All	E8HZ 10B858-V	#E8HT 10B858-VA	1
90	F600/800 - - with 153", 154" W/B	6&8	All	E8HZ 10B858-Y	#E8HT 10B858-YA	1
90	F600/800 - - with 237", 238" W/B	6&8	All	E8HZ 10B858-Z	#E8HT 10B858-ZA	1
90	F600/800 - - with 255" W/B	6&8	All	E9HZ 10B858-E	#E9HT 10B858-EA	1
90	L-LN-LNT-LT-LTS800/900 - - w/131", 138", 144", 150" W/B	6&8	All	F0HZ 10B858-A	#F0HT 10B858-CB-also used to replace F0HT 10B858-AB,BB-tape excess wire	1

1990/
TRUCK SERIES 600/900

YEAR	MODEL/RESTRICTIONS	ENGINE		PART NUMBER	DESCRIPTION	QTY.
		CYL.	C.I.D. (C.C.D.)			
10B858 WIRING ASSY. (DIFFERENTIAL TEMPERATURE SENDER) -- Cont'd						
90	L-LA-LL-LN-LNT-LT-LTA-LT-LTL-LTS700/800 -- w/143", 150", 155", 162", 167", 174" and 186" W/B	All	All	FOHZ 10B858-B	#FOHT 10B858-FB-also used to replace FOHT 10B858-DB and EB	1
90	L-LA-LL-LN-LN-LNT-LT-LTA-LTL-LTS900 -- w/185", 186", 204" W/B	All	All	FOHZ 10B858-C	#FOHT 10B858-JB-also used to replace FOHT 10B858-GB and HB	1
90	L-LA-LL-LN-LN-LNT-LT-LTA-LTL-LTS900 -- w/203", 215", 222", 227", 234", 246", 258" W/B	All	All	FOHZ 10B858-D	#FOHT 10B858-MB-also used to replace FOHT 10B858-KB and LB	1
90	L-LA-LN-LN-LNT-LT-LTA-LTS900 -- w/239", 246", 258" W/B	All	All	FOHZ 10B858-E	#EOHT 10B858-RB-also used to replace FOHT 10B858-NB	1
10A860 PLATE (RADIO MOUNTING)						
90	B-F600/800,FT900	6&8	All	E8HZ 10A860-A	#E8HF 19A179-AA	1
90	CL-CLT900	6&8	All	E7HZ 10A860-C	#E7HF 19A004-AB,AC	1
90	CL-CLT900			57014-S36	(B-39-D)Screw (plate to inst. panel)-No. 8 -32 x 1/2"	1
10B860 WIRING ASSY. (DIFFERENTIAL TEMPERATURE GAUGE FEED)						
90	LTL900	6&8	All	E1HZ 10B860-A	#D0HS 10B860-A	1
10A862 COVER (INSTRUMENT CLUSTER OPENING INDICATOR)-Also refer to group 10C979						
90	B-F600/800 -- M/T-gas-w/o daytime running lights	8	All	FOHZ 10A862-A		1
90	L-LL-LN-LN-LNT-LS-LT-LTL-LTS900 -- w/full instru. panel	6&8	All	E7HZ 10A862-B		1
90	L-LA-LN-LN-LN-LNT-LL-LTL-LS-LTS600/900 -- w/o trailer hookup lights or w/o heated mirrors	6&8	All	E9HZ 10A862-B		1
90	LL-LTL900 -- w/full instrument panel	6&8	All	E9HZ 10A862-C		1
90	L-LA-LN-LN-LN-LNT-LL-LTL-LS-LTS700/900 -- non locking main diff.	All	All	FOHZ 10A862-B	#E9HT 10A862-CA	1
10B862 SENDER (REAR AXLE and TRANSMISSION OIL TEMPERATURE INDICATOR)						
90	CL-CLT900	6&8	All	E2HZ 10B862-A	#139608,142823,144899-(1) used on single rear axle, (2) used on tandem rear axle, (1) used on transmission, (1) used on engine	AR AR
90	L-LN-LN-LN-LNT-LT-LTL-LTS800/900 -- w/line haul instrument panel	6&8	All			
90	CL-CLT900 -- Det. diesel	6&8	All	388737-S100	(II-237-H) Tee-1/2" x 1/4"-oil sender to oil gauge	1
10N862 BRACKET (INSTRUMENT PANEL SHIELD FRONT)						
90	L-LN-LN-LN-LNT-LT-LTL-LTS900 -- w/fleet instrument panel	6&8	All	E4HZ 10N862-A	#E2HS 10N862-CA	1
10B864 GAUGE (REAR AXLE TEMPERATURE)						
90	CL-CLT900	6&8	All	D8HZ 10B864-A	"AXLE TEMP 140-230-320"-on RH inst. panel module	1
90	LTL900	6&8	All	E7HZ 10B864-B	#E7HT 10B864-BA-forward rear axle-green illumination	1
90	LTL900	6&8	All	E7HZ 10B864-C	#E7HT 10B864-CA-rear rear axle-green illumination	1
90	L-LN-LN-LN-LN-LNT-LS-LT-LTL-LTS900 -- w/full instrument panel	6&8	All	E7HZ 10B864-D	#E7HT 10B864-AB-green illumination	1
10B870 FILTER (INSTRUMENT CLUSTER LAMP)						
90	F-FT600/900	All	All	E5SZ 10B870-A		5
90	C-CT800	6&8	All			1
90	L-LN-LN-LN-LN-LNT-LS-LT-LTL-LTS800 -- w/city delivery instrument panel	6&8	All			1
90	CF600/800	6	401	E6HZ 10B870-A		AR
10C871 SENDER (EXHAUST TEMPERATURE)						
90	CL-CLT900 -- exc. Cat. 3406 and Cum. 10L diesels	6&8	All	E9HZ 10C871-A		1

1990/
TRUCK SERIES 600/900

YEAR	MODEL/RESTRICTIONS	ENGINE		PART NUMBER	DESCRIPTION	QTY.
		CYL.	C.I.D. (C.C.D.)			
10C871 SENDER (EXHAUST TEMPERATURE) — Cont'd						
90	CL-CLT900 -- Cat. 3406 diesel	6	893	E9HZ 10C871-B		1
90	CL-CLT900 -- Cum. 10L diesel	6	610	E9HZ 10C871-C		1
90	LL-LTL900 -- Cum. NTC-w/ full instrument panel	6	855	E8HZ 10C871-C	97" long	1
90	LL-LTL900 -- Cat. 3406-w/ full instrument panel	6	893	E8HZ 10C871-D	91" long	1
90	L-LN-LNT-LS-LT-LTS900 -- w/ Cat. 3406, Cum. diesel	6	855,893			1
90	LN-LNT900 -- Cat. 3306 diesel	6	638	E8HZ 10C871-A	67" long	1
10B873 ADAPTER (EXHAUST TEMPERATURE INDICATOR)						
90	CL-CLT900	6&8	A11	D8HZ 10B873-A	1 Use w/pyrometer gauge	1
90	LL-LTL900	6	All			1
90	L-LN-LNT-LS-LT-LTS900					
10B76 BEZEL (INSTRUMENT CLUSTER)-Also refer to body group 044D90						
90	B-F600/900	All	All	E7HZ 10B76-A		1
90	L-LN-LNT-LS-LT-LTS700/800 -- w/city delivery instr. panel- w/o rear wheel lockout switch	6&8	All	E9HZ 10B76-AA	#E9HF 10B76-AAW-black	1
90	L-LN-LNT-LS-LT-LTS700/800 -- w/city delivery instr. panel- w/rear wheel lockout switch	6&8	All	E9HZ 10B76-B	#E9HF 10B76-BAW-black	1
90	L-LN-LNT-LT-LTL-LTS800/900 -- w/line haul instrument panel and standard cab	6&8	All	E4HZ 10B76-H	Black-incl. holes for speedometer and tachometer	1
90	L-LN-LNT-LT-LTS900 -- w/ fleet instrument panel	6&8	All	E4HZ 10B76-J		1
10C876 BODY ASSY. (WARNING INDICATOR LAMP)						
90	L-LN-LNT-LT-LTS800/900 -- T/M-w/city delivery instrument panel	6&8	All	D0HZ 10C876-B	"RETARD"	1
90	LN600/750	6&8	All	D0HZ 10C876-F	"LOW VAC."	1
90	L-LN-LNT-LT-LTS600/900 -- w/hydraulic vacuum brakes	6&8	All	★ D5HB 10C876-AA	"BRAKES" -Serviced only in D5HZ 10A962-A	1
90	L-LN-LNT-LT-LTL-LTS600/900	6&8	All	D0HZ 10C876-L	"DIFF. LOCK"	1
90	L-LN-LNT-LT-LTS900 -- diesel	6	855	D0HZ 10C876-J	"GLO PLUG"	1
90	L-LN-LNT-LT-LTL-LTS800/900 -- diesel	6&8	All	E2HZ 10C876-A	"OIL PRESSURE"-w/symbol	1
90	L-LN-LNT-LT-LTL-LTS800/900 -- diesel	6&8	All	E2HZ 10C876-B	"WATER"-w/symbol	1
90	L-LN-LNT-LT-LTS600/800 -- A/C	6&8	All	D3HZ 10C876-A	"A/C MOTOR"	1
90	LT-LTL-LTS800/900 -- MT 650 T/M	6&8	All	D3HZ 10C876-E	"TRAN TEMP"	1
90	L-LN-LNT-LT-LTL-LTS600/900 -- air brakes or air/hyd. brakes	6&8	All	D5HZ 10C876-A	"ANTI-LOCK" - also serviced in assy. - group 10A962	1
90	B-F600/800(84)	8	All			1
10C876 HOUSING ASSY. (INSTRUMENT PANEL LAMP)						
90	B-F600/700(84)	6&8	All	D4TZ 10C876-A	"CL-LPS"	1
90	C-CT700/800	All	All	E8HZ 10C876-A		1
90	F600/800(81) -- without T/T	6&8	All	D3TZ 10C876-C	"WIPER"	1
90	F-FT600/800(81) -- T/T	6&8	All	D3TZ 10C876-A	"WIPER", "CL-LPS"	1
90	LTL900	6&8	All	E1HZ 10C876-A	Wiper graphics	1
90	L-LA-LN-LNT-LL-LS-LT-LTA-LTS 600/900	6&8	All	E8HZ 10C876-A	Wiper graphics	1
90	L-LN-LNT-LT-LTL-LTS900 -- diesel	6	893	D3HZ 10C876-D		1

1990/
TRUCK SERIES 600/900

YEAR	MODEL/RESTRICTIONS	ENGINE		PART NUMBER	DESCRIPTION	QTY.
		CYL.	C.I.D. (C.C.D.)			
10880 GLASS (INSTRUMENT CLUSTER)						
90	B600/700	8	All	C7TZ 10880-A		1
90	C-CT600/900	6&8	All			1
90	L-LN-LNT-LT-LTS600/900 -- w/city delivery instrument panel	6&8	All			1
90	C-CT600/900	6&8	All	B7C 10880-A	Approx. 4 3/8" x 9 1/8"	1
10883 GAUGE (INSTRUMENT CLUSTER TEMPERATURE)-Also refer to group 10K892						
90	L-LN-LNT-LT-LTS800/900 -- fleet instrument panel	8	All	E1HZ 10883-E	"C-H"-also has symbol	1
90	B-F600/800(84)	6&8	All	E7HZ 10883-A	"C-H" with temp. symbol	1
90	C-CT800	6&8	All			1
90	L-LN-LNT-LS-LT-LTS800 -- w/city delivery	6&8	All			1
90	CL-CLT900	6&8	All	E2HZ 10883-B	"WATER TEMP 100-175-250"-also has symbol-in L.H. instr. panel module	1
90	CL-CLT900	6&8	All	E0HZ 10883-A	#D9HT 10883-AB, EOHT 10883-DA-"PYROMETER"	1
90	F-FT600/900	8	All	E3TZ 10883-B	"C-NORMAL-H"-with symbol	1
90	L-LN-LNT-LS-LT-LTS800/900 -- w/full or fleet instrument panel	6&8	All	E7HZ 10883-B	#E7HT 10883-BA-100-250°-green illumination	1
90	LL-LTL900	6&8	All	E7HZ 10883-C	#E7HT 10883-AA-"TRANS TEMP"-green illumination	1
90	CF600/700	6	401	E6HZ 10883-A		1
90	B-F-FT600/800	6&8	All	379618-S7-8	(MM-291-E)-nut (gauge to back plate)- No. 10-32	2
90	L-LN-LNT-LT900	8	568	380162-S39	(II-50-A)-reducer pipe 1/772"-14 female pipe thread and 1" 1 1/2" male pipe thread	1
10884 SWITCH ASSY. (WATER TEMPERATURE INDICATOR LAMP)						
90	B-F-FT600/800 -- gas	8	All	D9HZ 10884-A		1
90	L-LN-LNT-LT-LTS800/900 -- diesel - w/Kysor eng. shutdown system	6&8	636,855	D8HZ 10884-D	*SW-1516 - 3/8" -18 pipe thread	1
90	All -- with eng. warning system (exc. Kysor)	6&8	All	E7HZ 10884-A	*SW-2139-218°	1
90	All -- w/Kysor eng. warning	6&8	All	E1HZ 10884-D	*SW-683-B-210°	1
90	CL-CLT900	6	855,1150	358243-S	(II-48)-adapter-pipe-3/8"-18 I.D. x 1/2"-14 O.D.	1
10884 SENDER (WATER TEMPERATURE INDICATOR ENGINE UNIT)						
90	B-F600/800 -- gas	8	370,429	DOWY 10884-A	*SW-924 #270-3/8"-18 pipe thread-incl. green insulator	1
90	C-CT800 -- diesel	8	All			1
90	C-CT-L-LN-LNT-LT-LTS700/800 -- diesel	8	All	DOHZ 10884-A	*SW-921 #230-3/8"-18 pipe thread -incl. blue insulator	1
90	B-F-FT700/800 -- Cat. diesel	8	636			1
90	B-F700/800 -- FTO diesel	6	All			1
90	CL-CLT900	6&8	All	E2HZ 10884-A	*SW-1493-A #139607, 142822; 144900 for gauge	1
90	L-LN-LNT-LT-LTL-LTS800/900 -- w/line haul instrument panel	6&8	All			1
90	CF600/800	6	All	E7HZ 10884-B		1
10A885 PLATE (INSTRUMENT CLUSTER CONTROL MOUNTING)						
90	B-F600/700(84)	6&8	All	C7TZ 10A885-B	For ignition switch	1
90	F-FT600/800(81)	6&8	All	C7TZ 10A885-A	For ignition switch	1
90	F-FT600/800(81)	6&8	All	COAF 10A885-A	Use as spacer to secure throttle control	1
90	L-LN-LNT-LT-LTL-LTS600/900	6&8	All	DOHZ 10A885-C	Retainer-for ignition switch	1
90	CL-CLT900	6&8	All	E9HZ 10A885-E	Retainer-for ignition switch	1

1990/
TRUCK SERIES 600/900

YEAR	MODEL/RESTRICTIONS	ENGINE		PART NUMBER	DESCRIPTION	QTY.
		CYL.	C.I.D. (C.C.D.)			
10A885 PLATE (INSTRUMENT CLUSTER CONTROL MOUNTING) — Cont'd						
90	L-LL-LN-LNT-LS-LT-LTL-LTS 800/900 -- exc. full instrument panel	6&8	All	E7HZ 10A885-E	#E7HT 10A860-A33PC-Montana grain- charcoal	1
90	L-LL-LN-LNT-LS-LT-LTL-LTS 800/900 -- exc. full instrument panel	6&8	All	E7HZ 10A885-F	#E7HT 10A860-A43UC-Montana grain chestnut	1
90	L-LA-LL-LN-LNT-LS-LT-LTA-LTL- LTS900 -- w/full instrument panel	6&8	All	E9HZ 10A885-C	#E7HT 10A860-C33PC-Montana grain- charcoal	1
90	L-LA-LL-LN-LNT-LS-LT-LTA-LTL- LTS900 -- w/full instrument panel	6&8	All	E9HZ 10A885-D	#E7HT 10A860-C43UC-Montana grain- chestnut	1
90	C-CT600/900	6&8	All	D4HZ 10A885-A	Retainer-for ignition switch-has 1 slot incl. brkt. for switch	1
90	CL-CLT900	6&8	All	E2HZ 10A885-A	#E2HT 10A885-AA-"FORWARD REAR- MIN MAX-ON-OFF-UP DOWN-SPEED CONTROL"-for upper switch bank on R.H. inst. cluster module	1
90	CL-CLT900	6&8	All	E9HZ 10A885-B	#E9HT 10A885-BA-"ON-OFF"	1
10B886 WIRE ASSY. (WATER TEMPERATURE INDICATOR)-Improvise from bulk wiring (14296)						
10887 LENS (INSTRUMENT CLUSTER MAIN)						
90	F-FT600/800	8	All	E0TZ 10887-A	#E0TF 10B885-AA	1
10890 MASK (INSTRUMENT CLUSTER)						
90	L-LN-LNT-LT-LTS900 -- w/ fleet instrument panel	6&8	All	E4HZ 10890-A	3 lens openings	1
90	F-FT600/800 -- gas	8	All	E0TZ 10890-B	#E0TE 10894-AB	1
90	F-FT600/800/900 -- diesel	8	All	E3TZ 10890-C	#E3TF 10894-AA	1
90	B-F600/800(84)	All	All	E7HZ 10890-E		1
90	C-CT800	All	All			1
90	L-LN-LNT-LS-LT-LTS800 -- w/city delivery instrument panel	6&8	All			1
90	L-LN-LNT-LS-LT-LTS800 -- w/ city delivery instrument panel	6&8	All	E9HZ 10890-G	5 lens openings	1
90	L-LA-LL-LN-LNT-LS-LT-LTA-LTL- LTS800/900 -- w/fleet or city delivery instrument panel	6&8	All	E9HZ 10890-A	4 lens openings	1
90	L-LA-LL-LN-LNT-LS-LT-LTA-LTL- LTS800/900 -- w/fleet or city delivery instrument panel	6&8	All	E9HZ 10890-B	8 lens openings	1
90	L-LA-LL-LN-LNT-LS-LT-LTA-LTL- LTL-LTS800/900 -- w/full instrument panel and w/bumper lights	6&8	All	E9HZ 10890-C	12 lens openings	1
90	L-LA-LL-LN-LNT-LS-LT-LTA-LTL- LTS800/900 -- w/fleet or full instr. panel	6&8	All	E9HZ 10890-D	16 lens openings	1
10890 MASK (INSTRUMENT CLUSTER WARNING LIGHT MODULE)						
90	F600/800,FT900 -- diesel	All	All	E7HZ 10890-A		1
90	L-LN-LNT-LS-LT-LTS800 -- w/ city delivery instrument panel	6&8	All			1
10890 MASK (INSTRUMENT CLUSTER LENS)						
90	F600/800,FT900	6&8	All	E7HZ 10890-B		1
90	L-LL-LN-LNT-LS-LT-LTL-LTS900	6&8	All		Located in center panel	1
90	L-LL-LN-LNT-LS-LT-LTL-LTS900	6&8	All	E7HZ 10890-C	Located in R.H. panel	1
90	B600/700	All	All	E7HZ 10890-D		1

1990/
TRUCK SERIES 600/900

YEAR	MODEL/RESTRICTIONS	ENGINE		PART NUMBER	DESCRIPTION	QTY.
		CYL.	C.I.D. (C.C.D.)			
10890 MASK (INSTRUMENT CLUSTER LENS) — Cont'd						
90	CL-CLT900 -- w/stainless Western heated mirrors	6&8	All	E9HZ 10890-E	Clear	1
90	CL-CLT900 -- w/stainless Western heated mirrors	6&8	All	E9HZ 10890-F	Opaque	1
10K892 INDICATOR ASSY. (EXHAUST GAS-PYROMETER)—Also refer to group 10883						
90	L-LL-LN-LNT-LS-LT-LTL-LTS900 -- w/full instrument panel	6&8	All	E7HZ 10K892-B	#E7HT 10K892-AB-300-1500° F-green illumination	1
10B894 BEZEL (INSTRUMENT CLUSTER WARNING LAMP OPENING)						
90	B-F600/800 -- with FTO diesel	6	401,476	E7HZ 10B894-A		1
90	L-LN-LNT-LS-LT-LTS700/800 FTO diesel	All	All		Center panel	1
90	L-LL-LN-LNT-LS-LT-LTL-LTS800/ 900 -- with full instrument panel	All	All	E7HZ 10B894-C	R.H. panel	1
90	L-LN-LNT-LS-LT-LTS800 -- w/city delivery instrument panel	All	All	E7HZ 10B894-B	Center panel	2
90	L-LA-LL-LN-LNT-LS-LT-LTA- LTL-LTS800/900 -- w/fleet or city delivery instr. panel	6&8	All	E9HZ 10B894-AA	1" x 4 3/4" long	1
90	L-LA-LL-LN-LNT-LS-LT-LTA-LTS 800/900 -- w/fleet or full instr. panel	6&8	All	E9HZ 10B894-B	1 1/8" x 4" long	1
90	LL-LTL900 -- w/bumper lights	6&8	All	E9HZ 10B894-C	7 7/8" long	1
90	L-LA-LL-LN-LNT-LS-LT-LTA- LTL-LTS800/900 -- w/fleet or full instr. panel	All	All	E9HZ 10B894-E	4 1/2" square	1
90	L-LN-LNT-LS-LT-LTS800 -- w/ city delivery instr. panel	6&8	All	E9HZ 10B894-G	1 3/8" x 5 1/8" long	1
90	L-LA-LL-LN-LNT-LS-LT-LTA- LTS-LTS700/900	All	All	F0HZ 10B894-A	#F0HT 10B894-AA-2" x 5"	1
10C894 BRACKET (WARNING INDICATOR PANEL)						
90	B-F600/800,FT900 -- with FTO diesel	6	401,476	E7HZ 10C894-A	#E7HT 10C894-AA	1
90	L-LL-LN-LNT-LS-LT-LTL-LTS 800/900	6&8	All	E7HZ 10C894-B	#E7HT 10C894-BA,BB, BC,BD	1
90	CF600/700	6	All	E7HZ 10C894-C		1
10K895 CONTROL ASSY. (LOW COOLANT LEVEL WARNING)						
90	B-F-FT700/900 -- Cat. diesel	8	All	E3HZ 10K895-A	#E2HT 10K895-AA, E3HT 10K895-AA	1
90	B-F700 -- with FTO diesel	6	401,476	E7HZ 10K895-B		1
90	L-LL-LN-LNT-LT-LTL700/900	All	All			1
10C896 HOUSING and JEWEL ASSY. (INSTRUMENT CLUSTER)						
90	L-LL-LN-LNT-LS-LT-LTL-LTS900 -- with full instrument panel	All	All	E7HZ 10C896-C	#E8HT 10C896-AA-green illumination	1
90	L-LA-LL-LN-LNT-LS-LT-LTA- LTL-LTS800/900 -- w/fleet or full instr. panel-	6&8	All	E9HZ 10C896-F	#E9HT 10C896-GA-"LIGHTS/BLINK- HTD MIRROR-DOME/TRL HK UP- BRAKE ON/OFF MAX/MIN-SP CNTRL ON/OFF SET ACC RSM/CST"	1
90	L-LA-LL-LN-LNT-LS-LT-LTA- LTL-LTS800/900 -- w/full instr. panel	6&8	All	E9HZ 10C896-E	#E9HT 10C896-FA-"LIGHTS-BLINK- ROAD LPS-FOG LPS-HTD MIRROR-DOME/ TRL HK UP-BRAKE ON/OFF MAX/MIN- SPD CNTRL ON/OFF SET ACC RSM/CST	1

1990/
TRUCK SERIES 600/900

YEAR	MODEL/RESTRICTIONS	ENGINE		PART NUMBER	DESCRIPTION	QTY.
		CYL.	C.I.D. (C.C.D.)			
10A898 GROMMET (INSTRUMENT CONTROL CABLE)						
90	C-CT600/900	6&8	All	C1TF 10A898-A	At floor pan-use w/C1TF 10B841-A	1
10N904 PLATE (INSTRUMENT CLUSTER)						
90	CL-CLT900,LNT900	All	All	FOHZ 10N904-A	#E8HS 10N904-AA-use with air Tandem suspension air suspension dump valve	1
10N905 PLATE ASSY. (INSTRUMENT CLUSTER)						
90	L-LL-LN-LNT-LS-LT-LTL-LTS 800/900	All	All	E7HZ 10N905-A		1
10911 ADAPTER (WATER TEMPERATURE INDICATOR SENDER)-Also refer to group 18271						
90	All	6&8	Exc.568	C3AZ 10911-A	*SW-347-screw in type-1/4"-18 external pipe thread x 1/8"-27 internal pipe thread x 13/32" long-use w/senders (10884) having 1/8"-27 male ends	1
90	L-LTL-LT900 -- diesel	8	568	351795-S7-8	(II-53)-screw in type-3/4"-14 external pipe thread x 3/8"-18 internal pipe thread	1
10C911 INDICATOR ASSY. (TRANSMISSION OIL TEMPERATURE)-Also refer to group 10883						
90	L-LN-LNT-LT-LTS800/900 -- T/M	8	All	D0HZ 10C911-B	#D0HF 10N852-A-incl. tube (66" long) and sender	1
90	C-CT700/900 -- T/M	8	All	D1KZ 10C911-A	#D1KF 10N852-AA-incl. tube (142 1/2" long) and sender	1
90	CL-CLT900	6&8	All	D8HZ 10C911-A	"TRAN TEMP 140-230-320"-in RH inst. panel module	1
90	L-LL-LN-LNT-LS-LT-LTL-LTS900 -- w/full instrument panel-	6&8	All	E7HZ 10C911-A	#E7HT 10C911-AA-"ENGINE OIL TEMP-140-230-320"-green illumination	1
10C912 DIODE ASSY. (LAMP FAILURE INDICATOR)						
90	LNT-LT-LTS800/900 -- with M/T650 Allison T/M	6&8	All	C7SZ 10C912-A	#C7SB 10C912-A, C8SB 10C912-A-1 amp. black-also serviced in 14A313 Assy.-IN 4001, 4719	1
90	B-F-FT600/900 -- w/ air brakes	8	All		Use w/low air pressure warning	1
90	C-CT600/900 -- w/air brakes	6&8	All	D3AZ 10C912-A	Also serviced in 14401 assy. - lamp-blue-1 amp. IN-4004	AR
90	B-F-FT600/800,FT900	8	All	E0HZ 10C912-A	#E0HT 10C912-AA-use for brake warning-6 amp.-MR-754, M12887	1
10C914 INSULATOR (AMMETER)						
90	B600/700	8	All	C9ZZ 10C914-A		1
90	C-CT600/900	6&8	All			1
90	L-LN-LNT-LT-LTS600/900 -- w/city delivery instrument panel	6&8	All			1
10C915 LAMP and WIRING (WARNING INDICATOR)						
90	C-CT800 -- MT643, 650 T/M	6&8	All	D3KZ 10C915-A	#D3KB 10C915-AA-"TRAN TEMP" "TRAN TEMP"	1
90	F600/800,FT900 -- diesel	All	All	E7HZ 10C915-A	Symbol for oil and temp.	1
90	F600/800,FT900 -- diesel	All	All	E7HZ 10C915-B	"LOW COOL LEVEL-WATER IN FUEL"	1
90	B-F600/800,FT900 -- diesel-w/MT A/T	All	All	FOHZ 10C915-A	"DIFF. LOCK-TRANS. TEMP, AIR BAG"	1
10918 RETAINER (WARNING INDICATOR BULB)						
90	L-LN-LNT-LT-LTL-LTS800/900 -- w/line haul instrument panel	6&8	All	D0HZ 10918-A		1
90	CL-CLT900	6&8	All	D9HZ 10918-A		1

1990/
TRUCK SERIES 600/900

YEAR	MODEL/RESTRICTIONS	ENGINE		PART NUMBER	DESCRIPTION	QTY.
		CYL.	C.I.D. (C.C.D.)			
10A919 BRACKET (INSTRUMENT CLUSTER SUPPORT)						
90	L-LA-LL-LN-LNT-LS-LT-LTA-LTL-LTS700/900	All	All	FOHZ 10A919-A		1
10A920 WIRING ASSY. (LOW VACUUM WARNING INDICATOR)						
90	B-F-FT600/800,FT900	6&8	All	C8TZ 10A920-A	#C8TB 10A920-A	1
90	C600/900	6&8	All			1
90	LN600/750 -- diesel	8	636	DOHZ 10A920-A	#D0HB 10A920-A	1
10B921 SWITCH ASSY. (OIL TEMPERATURE WARNING)						
90	CL-CLT900	6&8	All	E1HZ 10B921-A		1
90	FT800/900 -- MT653	8	All			1
90	C-CT600/800 -- MT A/T	8	All			1
90	L-LN-LNT-LT-LTS600/900 -- MT A/T	8	All			1
90	CF600/800--A/T	6	All			1
90	CL-CLT900	6&8	893	388988-S100	(II-48-A)- adapter-pipe-3/8"-18 pipe thread-brass	1
90	CL-CLT900	6	893	380162-S39	(II-50-A)-adapter-pipe-1/2-14&	1
90	CL-CLT900	6&8	All	388154-S100	(II-146-JA) Tee - 1/2" x 3/8" x 1/8" x 3/4"	1
90	B-F600/800 (84) -- MT 643 trans.	6&8	All	87838-S101	(P-15-F)-Plug-use in place of 10B921	1
10A922 SWITCH ASSY. (LOW VACUUM WARNING INDICATOR)						
90	B-F-FT600/800,FT900	6&8	All	C5TZ 10A922-A	#C5TB 10A922-A	1
90	C600/900	6&8	All			1
90	LN600/750	6&8	All			1
				370817-S	(II-52)-adapter-pipe-1/4"-18 I.D. x 3/8"-18 (brass)	1
10B923 WIRING ASSY. (WARNING INDICATOR PANEL)						
90	L-LA-LL-LN-LNT-LT-LTA-LTL900 -- w/Cat. 3176 diesel	6	629	FOHZ 10B923-A		1
90	LS-LTS900 -- w/Cat. 3176 diesel	6	629	FOHZ 10B923-B		1
10C924 LAMP AND WIRE ASSY. (WARNING INDICATOR)						
90	L-LA-LL-LN-LNT-LS-LT-LTA-LTL-LTS 800/900	All	All	E7HZ 10C924-A	1 used for tractor trailer hook-up 1 used for heated mirrors	2
10B926 RELAY ASSY. (BRAKE SYSTEM WARNING)						
90	B700/750	6&8	All	D5TZ 10B926-A	#D5TA 2B244-A	1
90	C-CT600/900	6&8	All			1
90	F-FT600/800,FT900	6&8	All			1
90	L-LN-LNT-LT-LTL-LTS600/900	6&8	All			1
10927 TERMINAL (INDICATOR)						
90	All	All	All	E6DZ 10927-A		AR
10C935 BRACKET (INSTRUMENT PANEL)						
90	CL-CLT900	6&8	All	E0HZ 10C935-A	#E0HT 10C935-AB-use on vehicles w/o 5th wheel slide, lever control	1
10A936 LENS (INSTRUMENT CLUSTER WARNING LAMP)						
90	L-LN-LNT-LS-LT-LTS600/900 -- w/city delivery instrument panel	6&8	All	* C8TZ 10A936-C /bD1FZ 10A936-C	Turn signal jewel	2
90	C-CT600/900	6&8	All		Turn signal Jewel	2
90	B600/700	8	All			2
90	F-FT600/800	8	All	E0TZ 10A936-A	#E0TF-10A936-AA-graphics for oil and alt. warning lights-white symbol	1
10A936 LENS (INSTRUMENT PANEL CONTROL IDENTIFICATION)						
90	B-F600/800 -- w/daytime running lamps	All	All	FOHZ 10A936-A	Clear 3/4" x 7"	1
90	CL-CLT900	6&8	All	E9HZ 10A936-H	Holes for ignition switch and push button start switch	1
90	L-LN-LNT-LS-LT-LTS800 -- w/city delivery instr. panel	All	All	E7HZ 10A936-B	Clear	2

1990/
TRUCK SERIES 600/900

YEAR	MODEL/RESTRICTIONS	ENGINE		PART NUMBER	DESCRIPTION	QTY.
		CYL.	C.I.D. (C.C.D.)			
10A936 LENS (INSTRUMENT PANEL CONTROL IDENTIFICATION) -- Cont'd						
90	L-LL-LN-LNT-LS-LT-LTL-LTS700/900 -- exc. full instr. panel	6&8	All	E7HZ 10A936-M	"BLINK-DOME LAMP"--also has symbol for lights, hi beam-green illumination	1
90	B700	All	All	E7HZ 10A936-C	Clear-2 1/2" x 3 7/16"	1
90	L-LL-LN-LNT-LS-LT-LTL-LTS800/900 -- exc. city delivery instr. panel	All	All			1
90	L-LL-LN-LNT-LS-LT-LTL-LTS900 -- w/full instr. panel	All	All	E7HZ 10A936-D	Clear-1 1/3" x 6.00"	1
90	L-LL-LN-LNT-LS-LT-LTS800/900 -- w/fleet instrument panel	6&8	All	E8HZ 10A936-A	"ENG BRK ON/OFF-ENG BRK MIN/MAX-HEATED MIRRORS"	1
90	L-LL-LN-LNT-LS-LT-LTL-LTS800/900 -- w/full instr. panel and w/bumper lights	6&8	All	E9HZ 10A936-A	Clear-1 3/8" x 7 1/4"	1
90	L-LA-LL-LN-LNT-LS-LT-LTA-LTL-LTS800/900 -- w/fleet or city delivery instr. panel	6&8	All	E9HZ 10A936-B	Clear-1 1/16" x 4"	1
90	L-LA-LL-LN-LNT-LS-LT-LTA-LTL-LTS800/900 -- w/fleet or city delivery instr. panel and stainless heated Western mirrors	6&8	All	E9HZ 10A936-C	"LIGHTS-BLINK-HTD MIRROR-DOME/TRL HK UP"--green illumination	1
90	L-LA-LL-LN-LNT-LS-LT-LTL-LTS800/900 -- w/fleet or full instr. panel	6&8	All	E9HZ 10A936-D	Clear-3 7/16" square	1
90	L-LN-LNT-LT-LTS800/900 -- w/city delivery instr. panel	6&8	All	E9HZ 10A936-E	R.H. & L.H.-clear-7/8" x 4 1/16"	1
90	L-LA-LL-LN-LNT-LS-LT-LTA-LTL-LTS800/900 -- w/fleet or city delivery instr. panel	6&8	All	E9HZ 10A936-F	"LIGHTS-BLINK-EXH BRAKE-DOME/TRL HK UP"	1
90	L-LA-LL-LN-LNT-LS-LT-LTA-LTL-LTS800/900	6&8	All	E9HZ 10A936-G	Clear 5/8" x 4"	1
90	L-LA-LL-LN-LNT-LS-LT-LTA-LTL-LTS700/900	6&8	All	F0HZ 10A936-B	Clear-1 5/8" x 4"	1
10B939 WIRE ASSY. (TRANSMISSION TEMPERATURE SENDER)						
90	C-CT800 -- MT 650 T/M	8	636	D3KZ 10B939-B		1
90	CL-CLT900	6&8	All	D8HZ 10B939-A	#D7HT 10B939-AA,AB	1
90	B-F-FT600/800 -- MT643	6&8	All	E3HZ 10B939-B	#E3HT 10B939-AA,BA,CA,DA	1
90	LNT-LTS800/900 -- MT 650 T/M	6&8	All	D3HZ 10B939-A	#D3HB 10B939-AA	1
90	LN800 -- MT650 T/M	6&8	All			1
10B942 WIRING (INSTRUMENT CLUSTER)-Also refer to group 9272, 14398, 14A313						
90	F-F600/900	8	All	E9HZ 10B942-D	#E9HT 10B942-DA-use on instrument cluster w/charge indicator and oil pressure lights	1
90	F-FT600/800(81)	8	All	E9HZ 10B942-C	#E9HT 10B942-CA-use on instrument cluster w/ammeter and oil pressure gauges	1
90	FT900	8	All			1
90	L-LA-LL-LN-LNT-LS-LT-LTL-LTS800/900 -- w/fleet instr. panel-w/hydraulic brakes	6&8	All	F0HZ 10B942-B	#F0HT 10B942-BA	1
90	L-LA-LL-LN-LNT-LS-LT-LTA-LTL-LTS800/900 -- w/fleet or full instr. panel-with air brakes	6&8	All	F0HZ 10B942-A	#F0HT 10B942-AB	1
10960 DIAL (INSTRUMENT CLUSTER WARNING LAMP)						
90	F-FT600/800	8	All	E0TZ 10960-A	Graphics for oil and alt.	1
10A960 LAMP ASSY. (POWER DIVIDER DIFFERENTIAL LOCKOUT WARNING)-Also refer to group 4999						
90	CL-CLT900		All	E0HZ 10A960-A		1
90	L-LN-LNT-LT-LTL-LTS600/900	6&8	All	E4HZ 10A960-A	#D0HB 10C924-AB-E4HT 10C924-EA-"DIFF. LOCK"	1
90	CT800/900 -- electric shift	8	All	C3TZ 10A960-A		1

1990/
TRUCK SERIES 600/900

YEAR	MODEL/RESTRICTIONS	ENGINE		PART NUMBER	DESCRIPTION	QTY.
		CYL.	C.I.D. (C.C.D.)			
10A961 LAMP ASSY. (TRANSMISSION RETARDER OIL TEMPERATURE WARNING)-Also refer to group 7A070						
90	L-LN-LNT-LT-LTS800/900 -- T/M-w/city delivery instrument panel	6&8	All	DOHZ 10A961-A	#DOHB 10C924-AC-"RETARD"	1
10A962 LAMP ASSY. (OIL PRESSURE WARNING)						
90	L-LN-LNT-LT-LTL-LTS600/900 -- diesel	6&8	All	E4HZ 10A962-J	#E4HT 10C924-CA-"OIL PRESSURE"	1
90	C-CT600/900	6&8	All	E2HZ 10A962-B	#E2HT 10A962-AA-oil pressure symbol	1
90	L-LN-LNT-LT-LTS600/900	6&8	All	E4HZ 10A962-A	#E4HT 10C924-AA-"OIL TEMP"	1
10A962 LAMP and WIRING ASSY. (BRAKE WARNING)						
90	C800 -- w/hydraulic brakes	6&8	All	E4HZ 10A962-B	#E4HT 2B318-BA "DUAL LMP - BRAKE- BRAKE MTR"	1
90	C800 -- w/hydraulic brakes	6&8	All	E4HZ 10A962-C	#E4HT 2B318-CA - "PARKING BRAKE"	1
90	B-F-FT600/800 -- w/air brakes	6&8	All	D5KZ 10A962-A	#D5HB-2B318-,CA-EB, E0HT 2B318-DA- "BRAKE WARNING - ANTI-LOCK" - "LOW AIR-BRAKE"	1
90	C-CT800 -- w/air brakes	6&8	All			1
90	C-CT800 -- w/air over hydraulic brakes	6&8	All	D5KZ 10A962-B	#D5HB 2B318-DA-FB, E0HT 2B318-CA "LOW AIR-BRAKE-LOW FLUID" - "BRAKE WARNING-ANTI-LOCK"	1
90	B-F600/800(84)	8	All	E4HZ 10A962-F	#E4HT 2B318-FA-"BRAKE"	1
90	L-LN-LNT-LT-LTL-LTS600/900	6&8	All			1
90	L-LN-LNT-LT-LTL-LTS600/900 -- air brakes	6&8	All	D5HZ 10A962-B	#D5HB 2B318-BA,BB,BC- "ANTI- LOCK" - incl. D5HZ 10C876-A body	1
90	B-F-FT600/900 -- w/air brakes	8	All			1
90	L-LN-LNT-LT-LTS600/900 -- w/hydraulic brakes	6&8	All	E4HZ 10A962-D	#E4HT 2B318-DB-"BRK E-MOT"	1
90	B-F600/800(84) -- w/ hydraulic brakes	6&8	All	E4HZ 10A962-E	#E4HT 2B318-EB-"PARK BRK"	1
90	L-LN-LNT-LT-LTS600/900 -- w/hydraulic brakes	6&8	All			1
10A962 LAMP AND WIRE ASSY. (ALTERNATOR WARNING INDICATOR)						
90	L-LN-LNT-LT-LTS600/900 -- w/fleet instrument panel	6&8	All	E4HZ 10A962-H	#E4HT 10C924-BA-"ALT"	1
10A962 LAMP ASSY. (DAY LAMP)						
90	C-CT800 -- w/day time running lamps	8	All	FOHZ 10A962-A	"DAY LAMPS"	1
10C962 LAMP and WIRING ASSY. (LOW VACUUM WARNING INDICATOR)						
90	LN600/750	6&8	All	DOHZ 10C962-A	#DOHB 10C924-Z-"LOW VAC."	1
10A963 LAMP ASSY. (WATER TEMPERATURE WARNING)						
90	B-F-FT600/800(84) -- diesel w/low coolant level warning	8	All	E4HZ 10A963-A	#E4HT 10C924-DA-"WATER"	1
90	L-LN-LNT-LT-LTL-LTS700/900 -- diesel	6&8	All			1
90	C-CT800	6&8	All	E2HZ 10A963-B	With engine warning lights-has water temp. symbol	1
10A968 RELAY ASSY. (ALTERNATOR WARNING LAMP)						
90	CF600/700	6	401	E6HZ 10A968-A		1
10D968 SENSOR ASSY. (LOW COOLANT LEVEL WARNING)						
90	L-LA-LL-LN-LNT-LS-LT-LTA- LTL-LTS700/900	All	All	E9HZ 10D968-A		1
90	B-C-CL-CLT-F-FT600/900 -- diesel	All	All			1
90	CF600/800	All	All	FOHZ 10D968-A		1

1990/
TRUCK SERIES 600/900

YEAR	MODEL/RESTRICTIONS	ENGINE		PART NUMBER	DESCRIPTION	QTY.
		CYL.	C.I.D. (C.C.D.)			
10C969 BRACKET (INSTRUMENT PANEL DIMMER SWITCH)						
90	CL-CLT900	6&8	All	D9HZ 10C969-A		1
10D969 WIRE ASSY. (LOW COOLANT LEVEL WARNING)						
90	F-FT700/800 (81) -- diesel	8	All	E2HZ 10D969-A	#E2HT 10D969-AA, EDE2HT 10D969-AA-use with instrument cluster w/charge indicator and oil pressure warning lights	1
90	L-LT-LTS800/900	All	All	E5HZ 10D969-A	#E4HT 10D969-AC-also used to service E4HT 10D969-CC	1
90	LN-LNT600/900 -- w/heavy duty radiator	All	All			
90	LL-LTL900	6&8	All	E8HZ 10D969-A	#E8HT 10D969-AA	1
90	LN-LNT700/900	All	All	E8HZ 10D969-B	#E8HT 10D969-DA	1
90	L-LA-LL-LN-LNT-LS-LT-LTA-LTL-LTS900 -- Cat. 3406 diesel	6	893	F0HZ 10D969-A	#F0HT 10D969-AA-also used to service F0HT 10D969-DA-tape excess wire	1
90	L-LN-LNT-LT-LTS700/800 -- w/FNH diesel	6	All	F0HZ 10D969-B	#F0HT 10D969-BA-also used to service F0HT 10D969-CA-tape excess wire	1
10B978 PLATE (INDICATOR MOUNTING INSTRUMENT CLUSTER)-Also refer to group 10848						
90	CL-CLT900	6&8	All	D8HZ 10B978-A	Seven openings-"ENG OIL TEMP-ENG OIL PRESS-VOLTMETER-WATER TEMP-FUEL-DUAL AIR-DUAL APPL AIR"-in LH inst. cluster module	1
90	CL-CLT900	6&8	All	D8HZ 10B978-B	Three openings-"AXLE TEMP-TRANS TEMP-PYRO"-in RH inst. cluster module	1
90	L-LN-LNT-LT-LTS600/900	6&8	All	DOHZ 10B978-A	For air pressure and vacuum gauge	1
10A979 INDICATOR ASSY. (ENGINE USE)						
90	L-LL-LN-LNT-LS-LT-LTL-LTS800/900	All	All	E7HZ 10A979-A	#E7HT 10A979-AA-total hours	1
10B979 PLATE (INSTRUMENT CLUSTER OPENING) - Improve						
10C979 PLUG (WARNING INDICATOR LAMP OPENING INSTRUMENT CLUSTER)						
90	CL-CLT900	6&8	All	D8HZ 10C979-A	For unused holes in plate 10A885-rectangular-31/32" x 1 13/32"	AR
				D8HZ 10C979-B	For unused holes in face of RH inst. cluster module 04346-15/16" dia.-2 prongs	AR
				D8HZ 10C979-C	For unused holes in RH INST. cluster module 04346-1 1/4" dia.	AR
				D8HZ 10C979-D	For unused antenna lead hole in side of RH inst. cluster module 04346-15/16" dia.-6 prongs	1
10C979 PLUG (WARNING INDICATOR TOGGLE SWITCH OPENING)						
90	L-LA-LL-LN-LNT-LS-LT-LTA-LTS800/900 -- w/full instrument panel-w/o heated mirrors	All	All	E9HZ 10C979-A		4
90	L-LA-LL-LN-LNT-LS-LT-LTA-LTL-LTS800/900 -- w/fleet instr. panel	All	All	E9HZ 10C979-B		1
10C979 COVER (INSTRUMENT CLUSTER OPENING PLUG)						
90	L-LA-LL-LN-LNT-LS-LT-LTA-LTL-LTS900 -- Cummins diesel	6	All	F0HZ 10C979-A	1 1/2" O.D.	1
90	F-FT600/900 -- w/limited slip rear axle	All	All	F0HZ 10C979-B		1
10C981 COVER (WARNING INDICATOR PANEL)						
90	L-LN-LNT-LT-LTL-LTS800/900 -- diesel-w/Kysor eng. shutdown system	6&8	636,855	D8HZ 10C981-A		1
10C984 RETAINER (INSTRUMENT CLUSTER OPENING COVER)						
90	L800/900 -- gas-w/vacuum brakes-less vacuum reservoir tank	8	All	DOHZ 10C984-A		1
90	LN600/800 -- gas-w/vacuum brakes-less vacuum reservoir tank	6&8	All			1

1990/
TRUCK SERIES 600/900

YEAR	MODEL/RESTRICTIONS	ENGINE		PART NUMBER	DESCRIPTION	QTY.
		CYL.	C.I.D. (C.C.D.)			
10C985 RECTIFIER ASSY. (ENGINE WARNING INDICATOR)						
90	L-LN-LNT-LT-LTL-LTS900 -- Cum. NTC diesel w/Kysor eng. shutdown system	6	855	D8HZ 10C985-A		3
10B987 PANEL ASSY. (WARNING INDICATOR)						
90	CF600/800	6	401	E6HZ 10B987-B	R.H.	1
90	CF600/700 -- w/o tach.	6	401	E6HZ 10B987-A	L.H.	1
90	CF600/700 -- w/tach.	6	401	★ E6HZ 10B987-C	L.H.	1
90	B600/700	All	All	F0HZ 10B987-B	#F0HT 10B987-AA-symbol for eng. temp and oil-"BRAKE-BRAKE E MOTOR- P BRAKE-CHECK ENGINE-LOW COOL LEVEL-WATER IN FUEL-FUEL SWITCH- DAY LAMPS-ENGINE WARN-STOP ENGINE"	1
90	L-LL-LN-LNT-LS-LT-LTL-LTS800/ 900 -- w/fleet or full instrument panel-w/air brakes	All	All	E7HZ 10B987-D	"BRAKE-LOW COOL LEVEL-WATER IN FUEL- ENG. OIL TEMP. TRANS. TEMP. DIFF. LOCK" also symbols for turn signal, hi beam, temp., and add oil	1
90	CL-CLT900 -- w/heated mirrors	All	All	E9HZ 10B987-C	"STOP ENG-ENG WARN-HTD MIRROR"	1
90	CL-CLT900	All	All	E9HZ 10B987-H	"LOW COOL LVL-WTR IN FUEL- CHECK A/C"	1
90	CL-CLT900	All	All	F0HZ 10B987-A	"INC RPM-DEC RPM-STOP ENG- ENG. WARN-HTD MIRROR"	1
90	F-FT600/900	All	All	F0HZ 10B987-E	#E9HZ 10B987-JA "HI COOL TEMP-LOW OIL PRESS-LOW COOL-WATER IN FUEL-DIFF LOCK-TRANS TEMP-DAY LAMPS"	1
90	L-LA-LL-LN-LNT-LS-LT-LTA-LTL- LTS800/900 -- w/fleet or full instrument panel-with air brakes	All	All	E9HZ 10B987-A	#E9HT 10B987-AA-symbols for R.H. & L.H. turn signals-hi beam-temp-oil-"BRAKE- EXH BRAKE-DIFF LOCK-OIL TEMP- TRANS TEMP-LOW COOL LEVEL-WATER IN FUEL-DAY LAMPS-CHECK A/C- ENG. WARN-STOP ENG"	1
90	L-LN-LNT-LS-LT-LTS800 -- w/fleet instrument panel and hyd. brakes	All	All	E9HZ 10B987-B	#E9HT 10B987-BA-symbols for R.H. & L.H. turn signals- hi beam-temp-oil-"BRAKE- EXH BRAKE-PARK-BRAKE E MTOR- TRANS TEMP-LOW COOL LEVEL- WATER IN FUEL-DAY LAMPS- CHECK A/C-ENG WARN-STOP ENG"	1
90	L-LN-LNT-LS-LT-LTS800/900 -- w/city delivery instr. panel-w/air brakes	All	All	E9HZ 10B987-E	#E9HT 10B987-EA-"BRAKE-EXH BRAKE- DIFF LOCK-TRANS TEMP-DAY LAMPS"	1
90	L-LN-LNT-LS-LT-LTS800/900 -- w/city delivery instr. panel w/hyd. brakes	All	All	E9HZ 10B987-F	#E9HT 10B987-FA-"BRAKE-BRAKE & MOTOR-PARK-TRANS TEMP DAY LAMPS"	1
90	L-LN-LNT-LS-LT-LTS800/900 -- w/city delivery instr. panel	All	All	E9HZ 10B987-G	#E9HT 10B987-GA-symbols for temp. & oil- "LOW COOL-WATER IN FUEL-CHECK A/C"	1
90	L-LA-LL-LN-LNT-LS-LT-LTA- LTL-LTS700/900	All	All	F0HZ 10B987-C	R.H.-"BRAKE-PARK-BRAKE E MOTOR-ANTI- LOCK-CHECK AC-HIGH BEAM-DIFF. LOCK-EXH BRAKE-DAY LAMPS-RIGHT TURN"	1
90	L-LA-LL-LN-LNT-LS-LT-LTA- LTL-LTS700/900	All	All	F0HZ 10B987-D	L.H.-"SEL RPM-TRANS TEMP-OIL TEMP-ENG WARN-STOP ENG-LEFT TURN-HI COOL TEMP-LOW OIL PRESS- LOW COOL-WATER IN FUEL"	1
10A988 PLATE ASSY. (INSTRUMENT CLUSTER)						
90	CF600/700	6	All	E6HZ 10A988-B	R.H.	1
90	CF600/700	6	All	E6HZ 10A988-A	L.H.	1
90	CF600/700	6	All	E6HZ 10A988-C	Center front-used for speedometer	1
90	CF600/800,CFT800	6	All	E6HZ 10A988-D	Center back-used for tachometer	1

1990/
TRUCK SERIES 600/900

YEAR	MODEL/RESTRICTIONS	ENGINE		PART NUMBER	DESCRIPTION	QTY.
		CYL.	C.I.D. (C.C.D.)			
10989 GASKET (INSTRUMENT CLUSTER ANTI-SQUEAK)						
90	C-CT600/900	6&8	All	D5KZ 10989-A		1
10A997 WIRING (OIL PRESSURE and WATER TEMPERATURE INDICATOR)						
90	LN-LNT600/700 -- diesel	8	All	E4HZ 10A997-A	#E4HT 10A997-AA-use w/city delivery instrument panel	1
90	L-LN-LNT-LT-LTS800 -- diesel	8	All			1
90	L-LN-LNT-LT-LTS600/900 -- gas-w/engine warning system	8	All	D5HZ 10A997-D	#D0HB 10A997-E, D5HB 10A997-DA,DB-use w/line haul instrument panel	1
90	L-LN-LNT-LT-LTS700/800 -- diesel-w/engine warning system	8	636		Use w/line haul instrument panel	1
90	L-LT-LTL-LTS900 -- Cat. diesel -w/engine warning system	6	893			1
90	L-LN-LNT-LT-LTL-LTS900 -- diesel-with engine warning lights-w/o engine shut down	6&8	All		Use w/line haul instrument panel	1
90	L-LN-LNT-LT800 -- diesel w/Kysor engine shutdown system	8	All	E5HZ 10A997-B	#E5HT 10A997-BA-use w/city delivery instrument panel	1
90	L-LN800/900 -- w/audible engine warning	6&8	All	E2HZ 10A997-A	#E2HT 10A997-AA	1
90	L-LN-LNT-LT-LTS800/900 -- Cat. 3208 diesel	8	636	E6HZ 10A997-A	#E4HT 10A997-BA, EDE4HT 10A997-BA-use w/line haul instrument panel	
90	L-LN-LNT-LT-LTS900 -- w/fleet instrument panel-w/o engine warning system	6&8	All	E4HZ 10A997-C	#E4HT 10A997-CA	1
90	L-LN-LNT-LT-LTS900 -- w/fleet instrument-w/engine warning system	6&8	All	E5HZ 10A997-A	#E5HT 10A997-AA	1
90	L-LN-LNT-LT-LTS900 -- w/warning lights and buzzers	6&8	All	E4HZ 10A997-E	#E4HT 10A997-EA-w/line haul instrument panel	1
10A998 WIRING (OIL PRESSURE and WATER TEMPERATURE INDICATOR SENDER)-Unless listed improvise						
90	L-LN-LNT-LT900 -- diesel-	6	855, 927	E1HZ 10A998-F	#D0EB 10A998-C, D0HB 10A998-C, D4HB 10A998-BA, E2HT 10A998-FA, GA-w/engine warning system	1
90	L-LT-LTS900 -- Cat. diesel-	6	893		Use w/engine warning system	1
90	All -- Cat. V636 diesel-	8	636	E1HZ 10A998-J	#D0HB 10A998-B, E1HT 10A998-JA-use w/engine warning system	1
90	L-LN-LNT-LT-LTS900 -- Cum. NTC diesel and Kysor engine shutdown system	6	855	D8HZ 10A998-C	#D4HS 10A998-CA	1
90	L-LN-LT800 -- diesel and Kysor engine shutdown system	8	All	D8HZ 10A998-D	#D6HS 10A998-LA	1
90	LTL900 Cummins NTC diesels	6&8	855	E1HZ 10A998-A	#E1HT 10A998-AA,AB, E1HT 10A998-DA-tape up excess wire when req'd.	1
90	LTL900 -- Cummins NTC diesel	6	855	E2HZ 10A998-A	#E2HT 10A998-AA	1
90	LTL900 -- Cat. 3406	6	893	E1HZ 10A998-E	#E1HT 10A998-EA	1

DESCRIPTION/RESTRICTIONS	PART NUMBER	ALTERNATOR PARTS LISTS 1A THRU 1M												
		A	B	C	D	E	F	G	H	J	K	L	M	
Note: Refer to group 10346 in Section 103 for ALTERNATOR COMPONENT INFORMATION														
BEARING (FRONT)	10A303													
	E2HZ 10A303-A *GE-36-A	A	B											
RECTIFIER ASSY.	10304													
	E2HZ 10304-A *GY-1345	A												
	E2HZ 10304-B *GY-1346		B											
BEARING (REAR)	D20Z 10A304-A *GE-31	A	B											
RING ASSY. (ROTOR SLIP)	C3SZ 10328-A	A	B											
INSULATOR (TERMINAL)	10329													
White-3/16" I.D. x 5/8" O.D. x 7/32" thick	C7TZ 10329-B	A	B											
Nut-1/4" - 20 Hex. Hd. (Battery terminal)	383256-S (MM-296-AE)	A	B											
HOUSING (FRONT)-incl. bearing	10333													
	E2HZ 10333-A *GD-360	A	B											
HOUSING (REAR)	E2HZ 10334-A *GH-364	A	B											
ROTOR ASSY.	10335													
	E2HZ 10335-A *GM-467	A												
	E2HZ 10335-B *GM-468		B											
STATOR ASSY.	10336													
	E2HZ 10336-A *GC-371	A												
	E2HZ 10336-B *GC-372		B											
BRUSH SET	10347													
Consists of (2) E6HF 10A367-AA-brush & terminal	E6HZ 10347-A *GB-310-A	A	B											
SPRING (BRUSH)	D4HZ 10349-A	2	2											
HOLDER (BRUSH)	E2HZ 10351-A	A	B											
Bolt-square neck-No. 24 x 31/32"	383704-S (BB-705-A)	2	2											
COVER and BRUSH ASSY.	E6HZ 10B363-A *GB-309-A	A	B											
COVER (BRUSH)	E2HZ 10B367-A	A	B											
GASKET (BRUSH COVER)	E2HZ 10B368-A	A	B											
DIODE ASSY. (POSITIVE)	D2HZ 10374-A	3	3											
DIODE ASSY. (NEGATIVE)	D2HZ 10378-A	3	3											
INSULATOR (DIODE PLATE)	10A383													
	E2HZ 10A383-A *GY-1347	A	B											
TERMINAL KIT (ALTERNATOR)	10A383													
Consists of (1) C7AF 10329-D insulator, (1) C7AF 10A383-A insulator (1) C9SF 10A383-A insulator	C9SZ 10A383-A	A	B											
Bolt (thru)-hex. hd. -No. 12-24 x 3"- (incl. washer)	C7TZ 10A396-A *GY-841	4	4											
CAPACITATOR (RADIO)	D20Z 18827-A	A	B											

DESCRIPTION/RESTRICTIONS	PART NUMBER	ALTERNATOR PARTS LISTS 2A THRU 2M												
		A	B	C	D	E	F	G	H	J	K	L	M	
Note: Refer to SECTION 103, Page I for PARTS LISTS INSTRUCTIONS														
RING (BEARING OIL SEAL)	* C1AF 10121-A	A												
Stud-brush terminal	374933-S7(WW-116)	2												
BEARING (FRONT)	D8HZ 10A303-D *GE-49	A												
FAN ASSY.	D1HZ 10A310-A *GP-505	A												
SLEEVE (ALTERNATOR MOUNTING BRACKET ADJUSTING)	D3HZ 10K312-A	2												
RING ASSY. (SLIP)	D8HZ 10328-A *GY-1331	A												
INSULATOR (TERMINAL)	C4TZ 10329-A	A												
HOUSING (FRONT)	D1HZ 10333-A *GD-321	A												
Washer-lock-No. 10	34803-S7(X-60)	3												
HOUSING (REAR)	D8HZ 10334-E *GH-359	A												
ROTOR ASSY.	10335													
	D1HZ 10335-A *GM-441	A												
STATOR ASSY.	10336													
	D8HZ 10336-D *GC-364	A												
COVER (BRUSH SPRING)	C1AF 10A340-A	A												
JUMPER (BRUSH SPRING TO FIELD TERMINAL)	C1AF 10A342-A	2												
BRUSH SET	D1HZ 10347-A *GB-124	A												
HOLDER (BRUSH)	C2TZ 10351-A	A												
Washer-flat-1/4"	44719-S8(X-17)	A												
RETAINER (FRONT BEARING)	10A355													
	C5TZ 10A355-A	A												
Screw-flat head-No. 10-32 x 7/16"	* 27073-S7	4												
RETAINER (ROTOR SLIP RING)	* C6TZ 10A372-A	A												
PLATE and DIODE ASSY. (POSITIVE)	10373													
	D8HZ 10373-A *GY-1317	A												
Washer-ground - 1/4"	356208-S2(XX-92)	A												
PLATE and DIODE ASSY. (NEGATIVE)	10377													
	D8HZ 10377-A *GY-1318	A												
CAPACITOR	C5TZ 10A380-A	A												
BUSHING (RECTIFIER INSULATOR)	10A381													
5/16" I.D. x 13/16" x 7/32" thick	C5TZ 10A381-B	2												
1/4" I.D. x 13/16" O.D. x 7/32" thick	C5TZ 10A381-A	A												
INSULATOR (DIODE PLATE)	10A383													
3/16" I.D. x 5/8" O.D. x 3/8" thick	C5TZ 10A383-A *GY-876	2												

DESCRIPTION/RESTRICTIONS	PART NUMBER	ALTERNATOR PARTS LISTS 3A THRU 3M											
		A	B	C	D	E	F	G	H	J	K	L	M
Note: Refer to SECTION 103, Page 1 for PARTS LISTS INSTRUCTIONS													
BEARING (FRONT)	10A303												
Use to replace Delco-Remy 908055	E2HZ 10A303-A *GE-36-A *GE-46			C									
RECTIFIER KIT- incl. negative diodes. Positive diodes are incl. in D4HZ 10C323-A Consists of 1-Heat sink assy. 1-Insulation 1-Instruction sheet 4-Insulators 1-Screw	D4HZ 10304-B			C									
BEARING (REAR)	10A304												
Outer	D8HZ 10A304-B *GE-45			C									
Inner	D8HZ 10A304-C *GE-44			C									
GROMMET (REAR HOUSING)	D4HZ 10K308-A			C									
SEAL (BEARING)	10K310												
Oil seal	D4HZ 10K310-A			C									
Steel cover-1 9/16" base dia.	D4HZ 10K310-B			C									
BUSHING (SHAFT)	D4HZ 10C313-A			C									
REGULATOR	D4HZ 10316-B			C									
WASHER (PULLEY)	E7HZ 10N322-A			C									
RECTIFIER and HOUSING ASSY.	D4HZ 10C323-B			C									
GASKET (FRONT BEARING)	D4HZ 10C326-A			C									
COIL ASSY. (ROTOR)	D4HZ 10327-A			C									
TERMINAL KIT	10K330												
Relay	D4HZ 10K330-A *GY-1308			C									
Consists of 1-Terminal stud 3-Washers 1-Bushing 2-Nuts													
Output	D4HZ 10K330-B *GY-1309			C									
Consists of 1-Terminal 2-Washers 2-Gaskets 1-Nut													
HOUSING ASSY. (DRIVE END.)	D8HZ 10333-B *GD-356			C									
HOUSING ASSY. (REAR)	10334												
ROTOR ASSY.	D4HZ 10335-A *GM-452			C									
STATOR & LEAD ASSY.	D4HZ 10336-B *GC-358			C									
SEAL (ROTOR SHAFT)	D4HZ 10B346-A			C									
COVER (RECTIFIER)	D4HZ 10353-A			C									
RETAINER (FRONT BEARING)	D4HZ 10A355-A			C									
TERMINAL ASSY. (OUTPUT)	D4HZ 10B373-A			C									
SEAL	D4HZ 10B380-A			C									
BOLT (THRU) - No. 10-24 x 3.60 Hex. hd.	D4HZ 10A396-A			C									
PLATE (END)	D4HZ 10563-A			C									
GASKET (RECTIFIER COVER)	D4HZ 10623-A			C									

1990/
TRUCK SERIES 600/900

DESCRIPTION/RESTRICTIONS	PART NUMBER	ALTERNATOR PARTS LISTS 4A THRU 4M											
		A	B	C	D	E	F	G	H	J	K	L	M
BEARING (FRONT)	E5HZ 10A303-A *GE-311	A											
BEARING (REAR)	E5HZ 10A304-A *GE-310	A											
GASKET (FRONT BEARING)	E5HZ 10C326-A	A											
RING ASSY. (SLIP)	E5HZ 10328-A *GY-1359	A											
HOUSING (FRONT)	E5HZ 10333-A *GD-363	A											
HOUSING AND "O" RING ASSY. (REAR)	E5HZ 10334-A *GH-371	A											
ROTOR ASSY.	E5HZ 10335-A *GM-475	A											
STATOR ASSY.	E5HZ 10336-A *GC-381	A											
SEAL (ROTOR SHAFT)-FRONT	E5HZ 10B346-A	A											
SEAL (ROTOR SHAFT)-REAR	E5HZ 10B346-B	A											
BRUSH ASSY.	E5HZ 10347-A *GB-315	A											
COVER (RECTIFIER)	E5HZ 10353-A	A											
RETAILER ASSY. (FRONT BEARING)	E5HZ 10A355-A *GY-1356	A											
PLATE AND DIODE ASSY. (POSITIVE)	E5HZ 10373-A *GY-1355	A											
DIODE ASSY. (POSITIVE)	E5HZ 10374-A *GY-1357	A											
PLATE AND DIODE ASSY. (NEGATIVE)	E5HZ 10377-A *GY-1354	A											
DIODE ASSY. (NEGATIVE)	E5HZ 10378-A *GY-1358	A											
BOLT AND WASHER ASSY. (THRU)	E5HZ 10A396-A	A											

DESCRIPTION/RESTRICTIONS	PART NUMBER	ALTERNATOR PARTS LIST 5A THRU 5M											
		A	B	C	D	E	F	G	H	J	K	L	M
BEARING (FRONT)	C9ZZ 10094-A *GE-21	A											
RECTIFIER KIT	E43Z 10304-A *GY-1351	A											
Screw (rectifier to housing)	N803090-S7MA	4											
BEARING (REAR)	D20Z 10A304-A *GE-31	A											
REGULATOR ASSY.	E73Z 10316-A *GR-784-B	A											
Screw (attaches regulator)	N803090-S7MA(AU-64-C)	4											
HOLDER ASSY. (BRUSH AND TERMINAL)- incl. brushes	E43Z 10320-A	A											
Screw (brush and terminal)	N803706-S36(AU-64-J)	2											
Nut and washer (brush and terminal)	N621900-S36(AM-29-H)	2											
HOUSING (FRONT)	E6AZ 10333-A *GD-364	A											
HOUSING (REAR)	E6FZ 10334-A *GH-369	A											
Bolt-hex. washer head-no. 10-24 x 2 1/8"	378466-S100(BB-550-D)	3											
ROTOR ASSY.	E43Z 10335-A *GM-469	A											
STATOR ASSY.	E69Z 10336-B *GC-383	A											
SPRING (BRUSH)	C5AZ 10349-A *GY-913	2											
HOLDER (BRUSH)	* E43Z 10351-A r/b E43Z 10320-A	A											
RETAINER (FRONT BEARING)	D20Z 10A355-A *GY-693	A											
STOP (ROTOR)	C5AZ 10A360-A	A											
RING (ROTOR STOP)	E6AZ 10370-A *GY-1361	A											

DESCRIPTION/RESTRICTIONS	PART NUMBER	ALTERNATOR PARTS LIST 6A THRU 6M											
		A	B	C	D	E	F	G	H	J	K	L	M
BEARING (FRONT)	D8HZ 10A303-A *GE-41	A	B										
REGULATOR ASSY.	D8HZ 10316-A *GR-535	A	B										
SCREW (ALTERNATOR REGULATOR)	E9HZ 10N319-A	A	B										
HOLDER ASSY. (BRUSH)	D8HZ 10320-A	A	B										
RING ASSY. (SLIP)	E9HZ 10328-A *GY-1389	A	B										
HOUSING (FRONT)	D8HZ 10333-A *GD-355	A	B										
HOUSING (REAR)	D8HZ 10334-A *GH-355	A	B										
ROTOR ASSY.	10335 E9HZ 10335-A *GM-492	A	B										
STATOR ASSY.	10336 E9HZ 10336-A *GC-399	A											
	E9HZ 10336-B *GC-400		B										
RETAINER (FRONT BEARING)	C5TZ 10A355-A	A	B										
GASKET (BRUSH HOLDER)	D8HZ 10B368-A	A	B										
PLATE and DIODE ASSY. (POSITIVE)	D8HZ 10373-A *GY-1317	A											
	E9HZ 10373-A *GY-1392		B										
LEAD ASSY. (POSITIVE)	E9HZ 10374-A *GY-1391	A	B										
PLATE and DIODE ASSY. (NEGATIVE)	D8HZ 10377-A *GY-1318	A											
	E9HZ 10377-A *GY-1393		B										
LEAD ASSY. (NEGATIVE)	E9HZ 10378-A *GY-1390	A	B										
BUSHING (RECTIFIER INSULATOR)	10A381												
5/16" I.D. x 13/16" O.D. x 7/32" thick	C5TZ 10A381-B	A	B										
5/16" I.D. x 7/16" O.D. x 1/2" thick-- used in positive plate & diode	D8HZ 10A381-A *GE-43	A	B										
	E9HZ 10A381-A *GE-321		B										
INSULATOR (DIODE PLATE)	10A383												
3/16" I.D. x 5/8" O.D. x 3/8" thick	C5TZ 10A383-A *GY-876	2	2										

11001-2 STARTER MOTOR

HOW TO FIND STARTERS and COMPONENTS

By IDENTIFICATION:

1. Refer to Identification chart below.
2. Check marking (on starter housing) against identification numbers.
3. Select and refer to appropriate Parts List Section and Number.
4. If basic number is not known refer to Illustration Page shown, or to the Alphabetical Index which follows the General Information section of this catalog.
5. Select part number shown for affected Parts List. If more than one part number is shown refer to Description and Restrictions for clarification.
6. Quantity of parts shown in columns A, B or C etc.
7. Parts are listed numerically.

By MODEL APPLICATION:

1. Refer to Model Application Chart beginning on page 2.
2. Refer to appropriate Year, Model and Engine.

Identification Example E1HT 11001-AA is listed in Parts List Section 110.1, Column A.

Model Application Example 1990 F600 (8 cylinder Gas) uses starter E1HZ 11002-A. Internal parts for this starter are listed in Parts List Section 110.1, column A.

IDENTIFICATION CHART

IDENTIFICATION	MAKE	PARTS LIST SEC. & NO.	TYPE	PART NUMBER		ILLUS Sec. 110 PAGE
				SERVICE STARTER ASSEMBLY	REPLACED BY	
11001-2 STARTER MOTOR						
Note: ▲ To follow in subsequent change						
E1HF 11001-AA	Ford	110.1A	Positive engagement	E1HZ 11002-A *SA-727-A		4
E6HT 11001-AA	Delco Remy	110.2A	Positive engagement	E6HZ 11002-B *SA-757		2
E6HT 11001-CA	Delco Remy	110.2B	Positive engagement	★ E6HZ 11002-C *SA-756	E6HZ 11002-D *SA-756-A	2
E6HT 11001-DA	Delco Remy	110.3B	Positive engagement	E7HZ 11002-B *SA-766		2
E6HT 11001-EA	Delco Remy	110.3A	Positive engagement	E7HZ 11002-A *SA-764		
E8HT 11001-AA	Delco Remy	110.2D	Positive engagement	E8HZ 11002-A *SA-768-A		2
E9HT 11001-BA	Delco Remy	110.3C	Positive engagement	E9HZ 11002-A *SA-764-A		
F0HT 11001-AA	Delco Remy	▲	Positive engagement	F0HZ 11002-A *SA-778		
87HU 11001-AA				E7HZ 11002-A *SA-764		
1993767	Delco Remy	110.3A	Positive engagement	E7HZ 11002-A *SA-764		
1993789	Delco Remy	110.3B	Positive engagement	E7HZ 11002-B *SA-766		2
1993854	Delco Remy	110.3C	Positive engagement	E9HZ 11002-A *SA-764-A		
1993856	Delco Remy	110.2D	Positive engagement	E8HZ 11002-A *SA-768-A		2

1990/
TRUCK SERIES 600/900

11001-2 STARTER MOTOR cont'd.

Determine year, model, engine and/or identification. Find service Starter as well as Armature, Brushes, Drive and Bearings in adjacent columns.

(Also see Page 1 of this section for PARTS LISTS instructions and STARTER IDENTIFICATION CHART)

APPLICATION CHART

MODEL	ENGINE		IDENT.	PARTS LIST SEC. & NO.	SERVICE STARTER ASSEMBLY	STARTER COMPONENTS				ILL. SEC. 110 PAGE
	CYL.	C.I.D. (C.C.D.)				DRIVE	CODE ☆			
		ARMA- TURE	BRUSH SET	BEARING						
		FRT.	REAR							

☆ Refer to the Code Cross Reference Chart following this listing

11001-2 STARTER MOTOR — Cont'd

1990/											
B-F-FT600/800 -- gas	8	All	E1HF 11001-AA	110.1A	E1HZ 11002-A *SA-727-A	D6PZ 11350-B *SD-302	z	q	h	y	4
B-C-CT-F-FT-L-LN- LNT-LTS700/800 -- cat. diesel	8	6&8	E6HT 11001-AA	110.2A	E6HZ 11002-B *SA-757	E1HZ 11350-B *SD-316	ag	ah			2
CL-CLT900 -- diesel	6&8	855, 893	E6HT 11001-CA	110.2B	★ E6HZ 11002-C *SA-756 r/b E6HZ 11002-D	E1HZ 11350-A *SD-315	ag	ah			2
CL-CLT900	6&8	855, 893	1990483	110.2C	E6HZ 11002-D *SA-756-A	E1HZ 11350-C *SD-317	ag	ah			2
CL-CLT-L-LA- LL-LN-LNT-LS- LT-LTA-LTL- LTS900 -- w/ Cat. 3406-w/ electronic fuel injection	6	893	FOHT 11001-AA	▲	FOHZ 11002-A *SA-778						
B-F600/800, FT900,CF600/800, L-LN-LNT-LT-LTS800	6	401,476	E9HT 11001-BA 1993854	110.3C	E9HZ 11002-A *SA-764-A	E6HZ 11350-A	ae	aj			
LN-LNT900 -- Cat. 3306 diesel	6	638	E8HT 11001-AA	110.2D	E8HZ 11002-A *SA-768-A	E1HZ 11350-B *SD-316	ag	ah			2

CODE NUMBER TO PART NUMBER LISTING—Quantity As Required

CODE NO.	PART NUMBER	DESCRIPTION	CODE NO.	PART NUMBER	DESCRIPTION
h	D3AZ 11052-A	*MC-220 Bearing	ae	E6HZ 11005-A	Armature
q	D7AZ 11057-A	*SB-176 Brush set	ag	E6HZ 11005-B	*SM-472 Armature
y	★ D6AZ 11135-A	Bearing	ah	E6HZ 11057-B	*SB-326 Brush set
z	D7AZ 11005-A	*SM-335-A Armature	aj	E9HZ 11057-A	*SB-336 Brush set

YEAR	MODEL/RESTRICTIONS	ENGINE		PART NUMBER	DESCRIPTION	QTY.
		CYL.	C.I.D. (C.C.D.)			
90	B-F-FT600/800 -- gas	8	All	352464-S8	(BB-139)-bolt (use w/starter)-hex. hd.- 5/16"-18 x 1 1/8"	3
90	B-F600/700,C600/800 -- Cat. diesel	8	636	376973-S7-8	(BB-815-D)-bolt-12 point hd.-5/8"-11 x 2"	3
90	B-F600/800 -- gas	8	All	34806-S7	(X-64)-lockwasher (use w/starter)-spring-5/16"	3
90	CF600/700	6	All	U350339-S8	(BB-815F)-bolt (str. mtr. to clutch hsg.) 5/8" x 12 point hd.	
90	All -- w/gas	8	370,429	388466-S36	(BB-557-E) 3/8"-16-1 1/2" hex. head	2
11W002 BRACKET ASSY. (STARTER RELAY MOUNTING)						
90	CF600/800	6	All	E7HZ 11W002-A		1
11003 Refer to group 11001-2 for Starter Parts List instruction						
11A003 WIRING ASSY. (STARTER MOTOR RELAY TO STARTER)-if not listed below improvise from bulk wire (14296)						
90	L-LN-LNT-LT-LTL-LTS900 -- diesel	6&8	All	E4HZ 11A003-B	#E3HT 11A003-EA-use w/Delco and/or L/N alternator	1
11005 Refer to group 11001-2 for Starter Parts List instruction						

1990/
TRUCK SERIES 600/900

YEAR	MODEL/RESTRICTIONS	ENGINE		PART NUMBER	DESCRIPTION	QTY.
		CYL.	C.I.D. (C.C.D.)			
11006 SHIELD (STARTER MOTOR HEAT)						
90	B-F-FT600/800 -- gas	8	370,429	D9HZ 11006-A		1
11A006 TUBE (AIR SUPPLY LINE TO AIR STARTER MOTOR PRESSURE)-Improvise from bulk tubing (2269)						
11K013 Refer to group 11001-2 for Starter Parts List instructions						
11036-91 Refer to group 11001-2 for Starter Parts List instructions						
11077-11102 Refer to group 11001-2 for Starter Parts List instruction						
11A103 WIRE ASSY. (STARTER MOTOR CIRCUIT JUMPER EXTENSION)-Improvise from bulk wire (14296)						
11104-07 Refer to group 11001-2 for Starter Parts List instructions						
11A111 SHIELD (STARTER MOTOR RELAY SWITCH)						
90	CL-CLT900	6&8	All	D8HZ 11A111-A	#D7HT 11A111-AA	1
90	B-F600/800 -- w/tilt cab	8	All	E3HZ 11A111-A	#E3HT 11A111-AA	1
11A120-11223 Refer to group 11001-2 for Starter Parts List instructions						
11350-11449 Refer to group 11001-2 for Starter Parts List instructions						
11450 SWITCH (STARTER MOTOR RELAY SOLENOID)						
90	All	6&8	All	E7HZ 11450-A	*SW-1507-B-#D8DF 11450-AA, E7HZ 11450-AA	1
11500 SWITCH ASSY. (PUSH BUTTON STARTER)						
90	L-LA-LN-LNT-LT-LTA-LTL-LTS900 -- diesel	6&8	All	E9HZ 11500-A	*SW-1163-A	1
90	CL-CLT900	6&8	All			1
11K505 BRACKET ASSY. (STARTER MOTOR SOLENOID MOUNTING)						
90	L-LN-LNT-LT-LTL-LTS800/900	6&8	All	E0HZ 11K505-A	#E0HT 11K505-AA	1
90	B-F600/800 -- w/tilt cab	8	All	E5HZ 11K505-A	#E5HT 11K505-AA, EDE3HT 11K505-AC, E4HT 11K505-AA,AB	1
90	B-F600/800 -- w/front tilt cab	6&8	All (exc. 476)	E7HZ 11K505-A	Use with 2 or 3 batteries	1
90	CF600/700	6	401	E6HZ 11K505-A		1
11509 BRACKET (STARTER MOTOR RELAY MOUNTING)						
90	C-CT700/900 -- diesel	6&8	All	E1HZ 11509-A	#E1HT 11470-AA	1
11523 SWITCH ASSY. (CAB LATCH)						
90	CF600/800 -- w/cab lock warning	6	All	E7HZ 11523-A		1
11572 SWITCH ASSY. (IGNITION)						
90	L-LN-LNT-LT-LTL-LTS600/900	6&8	All	D0TZ 11572-A	*SW-944-6 blade terminals	1
90	C-CT600/900	6&8	All			1
90	CL-CLT900	6&8	All			1
90	B-F-FT600/800	6&8	All	D7AZ 11572-A	*SW-1379-#D7AA 11572-AA	1
90	CF600/700	6	401	E6HZ 11572-A		1
11581 SPRING (IGNITION SWITCH RETAINING)						
90	C-CT600/900	6&8	All	1A 11581-B	Coil type	1
11582 CYLINDER and KEYS ASSY. (IGNITION SWITCH LOCK)						
90	C-CT600/900	6&8	All	C9AZ 11582-A	*SW-814	1
90	L-LN-LNT-LT-LTL-LTS600/900	6&8	All			1
90	CL-CLT900	6&8	All			1
90	B-F-FT600/900	All	All	E6HZ 11582-A	*SW-2000	1
90	CF600/800	6	401	E6HZ 11582-B		1

1990/
TRUCK SERIES 600/900

YEAR	MODEL/RESTRICTIONS	ENGINE		PART NUMBER	DESCRIPTION	QTY.
		CYL.	C.I.D. (C.C.D.)			
11584 BEZEL (IGNITION SWITCH)						
90	B-F-FT600/800	6&8	All	C60Z 11584-A	Has 8 ribs	1
90	C-CT600/900	6&8	All			1
90	CL-CLT900	6&8	All	D8HZ 11584-A		1
90	L-LN-LNT-LT-LTL-LTS600/900	6&8	All	C9AZ 11584-A		1
11A599 ROD (IGNITION SWITCH ACTUATOR)						
90	F-FT600/800	8	All	E3HZ 11A599-A		1
90	B600/700	8	All	E3HZ 11A599-B		1
11A610 BRACKET (STARTER PUSH BUTTON SWITCH)						
90	L-LN-LNT-LT-LTL-LTS900 -- diesel	6&8	All	D3HZ 11A610-A	Paint to match	1
11648 SWITCH & WIRE ASSY. (LIGHT) - Refer to group 13A709						
11A648 BLOCK (HEADLAMP SWITCH JUNCTION)						
90	B-F600/750	6&8	All	D3TZ 11A648-A	#D3TB 11A648-AA, D9AB 11A648-AA	1
90	L-LN-LNT-LT-LTL-LTS600/900	6&8	All			1
11650 NUT (HEADLAMP SWITCH)-Also refer to group 9A389 or 15443						
90	B-F600/800(84)	8	All	C2TZ 11650-B	5/8" O.D. x 5/8" long	1
90	C-CT600/900	6&8	All			1
90	F-FT600/800(81)	8	All	D3AZ 11650-A		1
90	L-LN-LNT-LT-LTL-LTS600/900	6&8	All	D0HZ 11650-A		1
11654 SWITCH ASSY. (HEADLAMP ON INSTRUMENT PANEL)-Also refer to 9A050						
90	B-F600/800(84)	8	All	D3TZ 11654-A	*SW-1157-#D3TB 11654-AA or AB	1
90	C-CT600/900	6&8	All			1
90	L-LN-LNT-LT-LTS600/900 exc. Fleet instrument panel	6&8	All			1
90	CL-CLT900	6&8	All	D8HZ 11654-A	*SW-1444-toggle type	1
90	F-FT600/800(81)	8	All	E0HZ 11654-A	#E0HT 11654-AA	1
90	LTL900	6&8	All	E1HZ 11654-A	#E1HT 11654-AA	1
90	CF600/700	6	401	E6HZ 11654-A	Used for light & heater	1
11661 KNOB and SHAFT ASSY. (HEADLAMP SWITCH)						
90	B-C-CT600/800'	All	All	E7HZ 11661-A		1
90	F600/800(84)	All	All			1
90	L-LN-LNT-LT-LTL-LTS600/900	6&8	All	E1HZ 11661-B		1
11663 SHAFT (HEADLAMP SWITCH KNOB)						
90	F-FT600/900	All	All	E7TZ 11663-B		1
11666 KNOB ASSY. (HEADLAMP SWITCH)						
90	F-FT600/800(81)	6&8	All	D7LY 11666-B		1
90	CF600/700	6	401	E6HZ 11666-A		1

FORD 12 VOLT 4 1/2"
POSITIVE ENGAGEMENT

1990/
TRUCK SERIES 600/900

SECTION 110.1 1

DESCRIPTION/RESTRICTIONS	PART NUMBER	STARTER PARTS LISTS 1A THRU 1M												
		A	B	C	D	E	F	G	H	J	K	L	M	
NOTE: Refer to SECTION 110, PAGE 1 for PARTS LISTS INSTRUCTIONS														
ARMATURE	D7AZ 11005-A *SM-335-A	A												
WASHER	11036													
Drive thrust	C6VY 11036-A *SZ-640	A												
PLATE and BUSHING (BRUSH END)	11049													
	D7AZ 11049-A *SH-183	A												
Screw & washer (cable to plate)-1/4"- 20 x 5/8" w/pilot	385022-S100 (BB-551-DB)	A												
BUSHING (BRUSH END PLATE) - copper - 5/8" I.D. x 3/4" O.D. x 9/16" long	D3AZ 11052-A *MC-170	A												
BRUSH SET	11057													
	D7AZ 11057-A *SB-176	A												
Consists of														
1-D8AF 11055-BA	Brush	2-D8AF 11056-AA	Brush	2-50399-S36	Screw									
1-Instruction sheet														
SPRING (BRUSH)	11059													
	D7AZ 11059-A *MS-519	4												
COVER (PLUNGER)	11060													
	E1AZ 11060-A *SZ-765	A												
Screw (cover to housing) No. 10-32 x .62"	388015-S100 (UU-52-AT)	A												
HOLDER (BRUSH)	D7AZ 11061-A *SB-177	A												
INSULATOR (BRUSH HOLDER)	D7AZ 11062-A *SZ-737	A												
LEVER (DRIVE)	11067													
	E1AZ 11067-A *SZ-764	A												
Pin (lever to frame)-flat head solid	389130-S (NN-126-E)	A												
COIL (FIELD)	11082													
	D7AZ 11082-B *SC-528	A												
BOLT (THRU)	11091													
Bolt-hex. head-1/4"-20 x 9/16"	C3AZ 10120-A *GY-740	2												
SPRING (PLUNGER RETURN)	C1VF 11103-A *SZ-630	A												
SLEEVE (COIL RETAINING)	E1AZ 11105-B	A												
FLANGE (COIL RETAINING)	C0DF 11106-A	A												
GROMMET	D7AZ 11A120-A *SZ-742	A												

JULY, 1989

COPYRIGHT © 1989

FORD MOTOR
COMPANY

DEARBORN, MICHIGAN

NEW ISSUE

1990/
TRUCK SERIES 600/900

FORD 12 VOLT 4 1/2"
POSITIVE ENGAGEMENT

DESCRIPTION/RESTRICTIONS	PART NUMBER	STARTER PARTS LISTS 1A THRU 1M											
		A	B	C	D	E	F	G	H	J	K	L	M
NOTE: Refer to SECTION 110, PAGE 1 for PARTS LISTS INSTRUCTIONS													
HOUSING (DRIVE END)	11130												
	E1HZ 11130-A *SE-269	A											
POINT KIT (CONTACT)	11134												
	D7AZ 11134-A *SZ-740	A											
Consists of													
1-D8AF 11068-AA	Insulator	1-D8AF 11177-AA	Post	1-387446-S	Rivet								
1-D8AF 11071-AA	Terminal	1-D8AF 11181-AA	Insulator	1-387447-S2	Rivet								
1-D8AF 11116-AA	Spring												
BEARING or BUSHING (DRIVE END)	★ D6AZ 11135-A *MC-189-A	A											
RING (DRIVE STOP)	C2DZ 11222-A *SZ-604	A											
RETAINER (DRIVE STOP RING)	11223												
	D6AZ 11223-A *SZ-730	A											
Drive kit	D6PZ 11350-B *SD-302	A											
Consists of													
1-D1PF 11A130-AA	Lube	1-C2DZ 11223-A	Retainer	1-Instruction sheet									
1-C2DZ 11222-A	Ring	1-D5AF 11350-AA	Drive										
SCREW (POLE PIECE)	11415												
	C2DF 11415-A	3											

NOTICE: When the parts list suffix is shown in the quantity required column, the quantity is one (1).

DESCRIPTION/RESTRICTIONS	PART NUMBER	STARTER PARTS LISTS 2A THU 2M												
		A	B	C	D	E	F	G	H	J	K	L	M	
NOTE: Refer to SECTION 110, PAGE 1 for PARTS LISTS INSTRUCTIONS														
ARMATURE 11005														
	E6HZ 11005-B *SM-472	A	B	C	D									
WASHER (BRAKE)	C3TZ 11A018-A	A	B											
LEAD (TO SOLENOID)	E1HZ 11A028-B *ML-326	A	B		D									
WASHER (ARMATURE THRUST) 11036														
	E6HZ 11036-A	A		C	D									
TERMINAL and PLATE ASSY. (BRUSH) 11A038														
	E6HZ 11A038-B	A	B	C	D									
Nut-hex.-1/2"-13	33845-S8(M-57)	A	B	C										
Lockwasher-spring-1/2"	34809-S8(X-68)	2	2	2										
SCREW (BRUSH HOLDER) 11A046														
Brush holder	E1HZ 11A046-A	4	4	4	4									
Brush lead	*SZ-771	4	4	4	4									
GASKET (TERMINAL FIELD)	* D8HZ 11A047-A	A	B	C	D									
PLATE and BUSHING (FRONT END) 11049														
	E6HZ 11049-B *SH-218	A	B	C	D									
SPRING (YOKE RETURN)	C3TZ 11A049-A	A	B		D									
PLUG (LEVER HOUSING)	C3TZ 11A050-A	A	B	C	D									
SPACER (ARMATURE)	C3TZ 11A051-A	A	B	C	D									
GASKET (LEVER HOUSING)	C3TZ 11A052-A	A	B	C	D									
SEAL (LEVER HOUSING OIL)	C3TZ 11A054-A	A	B		D									
BRUSH (SET) 11057														
	E6HZ 11057-B *SB-326	A	B	C	D									
RETAINER (SOLENOID PLUNGER SPRING)	* C6TZ 11A057-A	A	B		D									
SCREW (HOUSING) 11A058														
	C3TZ 11A058-B			6										
SPRING (BRUSH HOLDER) 11059														
	E6HZ 11059-A	4	4											
LEVER ASSY.	E6HZ 11067-B *SZ-838	A	B		D									
CONNECTOR (SWITCH) 11072														
	E6HZ 11072-A *SZ-836	A	B											
	E8HZ 11072-A *SZ-853				D									
PLUG (OIL)	E1HZ 11A072-A	A	B		D									
	E6HZ 11A072-A	A	B		D									
PIN (YOKE CENTER)	C3TZ 11079-A	A	B		D									
COIL ASSY. (FIELD)	E6HZ 11082-B *SC-566	A	B		D									
TERMINAL AND LEAD ASSY.	E6HZ 11102-A *SZ-834	A	B	C	D									
HOUSING and BUSHING (REAR END) 11130														
	E6HZ 11130-B *SE-304	A	B											
	E8HZ 11130-A *SE-312				D									
BUSHING (REAR END PLATE) 11135														
5/8" I.D. x 3/4" O.D. x 15/16" long	C3TZ 11135-A	A	B		D									
HOUSING ASSY. (LEVER) 11138														
	E6HZ 11138-B *SE-303	A	B	C	D									

1990/
TRUCK SERIES 600/900

DELCO REMY 12 VOLT
POSITIVE ENGAGEMENT

DESCRIPTION/RESTRICTIONS	PART NUMBER	STARTER PARTS LISTS 2A THU 2M												
		A	B	C	D	E	F	G	H	J	K	L	M	
NOTE: Refer to SECTION 110, PAGE 1 for PARTS LISTS INSTRUCTIONS														
BUSHING (LEVER HOUSING)	E6HZ 11142-B *SZ-837	A	B		D									
INSULATOR KIT	E6HZ 11K175-B *SK-345	A	B		D									
BUSHING KIT	E6HZ 11K175-C *SK-346	A	B		D									
RETAINER (SOLENOID PLUNGER SPRING FRONT)	C6TZ 11183-A	A	B		D									
DRIVE ASSY.	E1HZ 11350-B *SD-316	A			D									
	E1HZ 11350-A *SD-315		B											
	E1HZ 11350-C *SD-317			C										
SOLENOID ASSY.	11390													
	E6HZ 11390-B *SW-2081	A	B											
	E6HZ 11390-C *SW-2195			C	D									
PLUNGER (SOLENOID)	E6HZ 11393-B *SZ-839	A	B		D									
Nut-hex-5/16"-24	357181-S(MM-135)			C										
BOOT (SOLENOID YOKE)	E6HZ 11410-A	A	B		D									

NOTICE: When the parts list suffix is shown in the quantity required column, the quantity is one (1).

DESCRIPTION/RESTRICTIONS	PART NUMBER	STARTER PARTS LISTS 3A THRU 3M											
		A	B	C	D	E	F	G	H	J	K	L	M
SPACER	E6HZ 11N004-A	A	B	C									
ARMATURE ASSY.	E6HZ 11005-A	A	B	C									
WASHER (ARMATURE THRUST)	E6HZ 11036-A	A	B	C									
TERMINAL AND PLATE ASSY. (BRUSH)	E6HZ 11A038-A	A	B										
	E9HZ 11A038-A			C									
	*SZ-854												
SCREW (BRUSH HOLDER)	E6HZ 11A046-A	A	4										
FIELD COIL LEAD TO BRUSH HOLDER	E1HZ 11A046-A		B	2									
PLATE ASSY. (COMMUTATOR END)	E6HZ 11049-A	A	B										
	E9HZ 11049-A			C									
	*SH-221												
SPRING (YOKE RETURN)	C3TZ 11A049-A	A	B	C									
PLUG (LEVER HOUSING)	C3TZ 11A050-A	A	B	C									
GASKET (LEVER HOUSING PLUG)	C3TZ 11A052-A	A	B	C									
SEAL (LEVER HOUSING OIL)	E6HZ 11A054-A	A	B	C									
BRUSH KIT	E6HZ 11057-A	A	B										
	E9HZ 11057-A			C									
	*SB-336												
RETAINER (SOLENOID PLUNGER SPRING)	* C6TZ 11A057-A	A	B	C									
SPRING (BRUSH)	E6HZ 11059-A	4	4	4									
LEVER ASSY.	E6HZ 11067-A	A	B	C									
CONNECTOR (FIELD TERMINAL TO SWITCH)	E9HZ 11072-A			C									
	*SZ-855												
PLUG (OIL)	E6HZ 11A072-A	A	B	C									
SHAFT (SHIFT LEVER)	C3TZ 11079-A	A	B										
	E9HZ 11079-A			C									
	*SZ-856												
COIL ASSY. (FIELD-COMPLETE)	E7HZ 11082-A	A	B										
	*SC-568												
	E9HZ 11082-A			C									
	*SC-573												
TERMINAL (FIELD)	E7HZ 11102-A	A	B										
	*SZ-840												
HOUSING ASSY. (DRIVE END)	E6HZ 11130-A	A	B	C									
HOUSING ASSY. (LEVER)	E6HZ 11138-A	A	B										
	E9HZ 11138-A			C									
	*SE-313												
BUSHING (LEVER HOUSING)	E6HZ 11142-A	A	B	C									
BUSHING KIT	E6HZ 11K175-A	A	B										
	E9HZ 11K175-A			C									
	*SK-347												
RETAINER (SOLENOID PLUNGER SPRING)	C6TZ 11183-A	A	B	C									
DRIVE ASSY. (MOTOR)	E6HZ 11350-A	A	B	C									
SOLENOID ASSY. (SOLENOID)	11390												
	E7HZ 11390-A	A		C									
	*SW-2114												
	E7HZ 11390-B		B										
	*SW-2157												
PLUNGER ASSY. (SOLENOID)	11393												
	E6HZ 11393-B	A	B	C									
	*SZ-839												
BOOT (SOLENOID YOKE)	E6HZ 11410-A	A	B	C									

1990/
TRUCK SERIES 600/900

YEAR	MODEL/RESTRICTIONS	ENGINE		PART NUMBER	DESCRIPTION	QTY.
		CYL.	C.I.D. (C.C.D.)			
12029 COIL ASSY. (IGNITION LESS MOUNTING STRAP)						
90	All	6&8	All	D5AZ 12029-A	*DG-314	1
90	All	6&8	All	34079-S7	(M-163)-nut (ignition coil terminal)-No. 10-32	AR
				34803-S7	(X-60)-lockwasher-No. 10	
12043 STRAP (IGNITION COIL MOUNTING)						
90	B-C-F-FT600/800	8	370,429	E5TZ 12043-A		1
90	B-F-FT600/800, C-CT600/900	6&8	All	20326-S7	(B-49)-bolt (strap to engine)-5/16"-18 x 5/8"	2
				34806-S7	(X-64)-lockwasher-5/16"	1
90	B-C-CT-F-FT700/800	8	All	27185-S2	(U-177-A)-screw (strap clamping round head)-No. 10-32 x 1 5/8"	1
				34079-S7	(M-163)-nut-No. 10-32	1
				34803-S7	(X-60)-lockwasher-No. 10	1
12060 WIRE ASSY. (IGNITION JUMPER)-Improvise from bulk wiring (14296)						
12K060 BRACKET (IGNITION MODULE MOUNTING)						
90	B-F-FT600/800 -- tilt front end	8	370,429	E4HZ 12K060-A	#E4HT 12K060-AA-mounts on air cleaner duct	1
12A072 BRACKET (IGNITION CURRENT AMPLIFIER)						
90	L-LN-LNT-LT-LTS600/800	8	All	D9HZ 12A072-A	#D9HT 12A072-AA	1

1990/
TRUCK SERIES 600/900

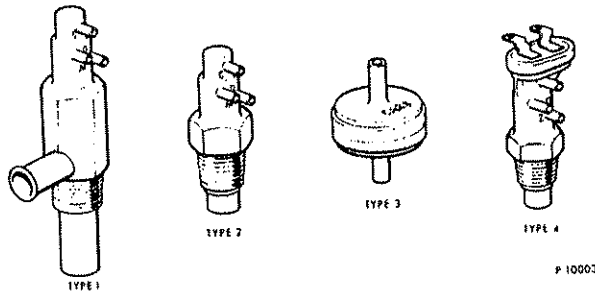
12A091 VALVE ASSY. (DISTRIBUTOR VACUUM CONTROL)—Also refer to group 12A208

To select the correct VACUUM CONTROL valve by knowing the identification number only:

- Check the VACUUM CONTROL valve, taken from the vehicle, for an identification part number.
- Refer to the Identification Chart below.
- Find the VACUUM CONTROL valve identification part number (sequenced numerically) and find the service part number in the adjacent column.

For example:

The service part number for VACUUM CONTROL valve identified D5TE-BA is D5TZ 12A091-A



For Model Application, refer to Calibration Parts Lists in Section 93A.

IDENTIFICATION CHART

TYPE	IDENTIFICATION	SERVICE PART NUMBER	COLOR	TYPE	IDENTIFICATION	SERVICE PART NUMBER	COLOR
2	E1SE-A1A or E1SE 12A091-A1A	D7AZ 12A091-A *DY-165-A		2	E1SE-A2A or E1SE 12A091-A2A	D7AZ 12A091-A *DY-165-A	
YEAR	MODEL/RESTRICTIONS	ENGINE		PART NUMBER	DESCRIPTION	QTY.	
		CYL.	C.I.D. (C.C.D.)				
12A099 ARMATURE							
90	All	8	All	D3AZ 12A099-A 305015-S	*DT-1 (NN-84-G) pin (secure armature)	1 1	
12106 CAP ASSY. (DISTRIBUTOR)—Also refer to group 12127							
90	All	8	370,429	E2ZZ 12106-A	*DH-411	1	
12A112 STATOR ASSY.							
90	All	8	All	D4PZ 12A112-A 351826-S	*DU-1-A (XX-2) washer (att. stator to diaphragm rod)	1	
12113 SEAL (WIRE TERMINAL WEATHER)							
90	All	8	370,429	E3PZ 12113-C	*WT-5620-A-115°-2-1/8" long	AR	

12127 DISTRIBUTOR ASSY.

HOW TO FIND DISTRIBUTORS and COMPONENTS

To find Distributor Parts:

By IDENTIFICATION:

- (1) Refer to Identification Chart below.
- (2) Check marking (on distributor) against identification numbers to determine part numbers of service distributor, adapter, cap, diaphragm assembly and rotor.
- (3) If group number is not known refer to illustration page shown, or to the Alphabetical Index which follows the General Information Section of this catalog.

By MODEL APPLICATION:

- (1) For model application, refer to Calibration Parts Lists in Section 93A.

Serviceable distributor components which do not show in the chart below are cataloged in the normal group sequence in Section 120 providing they do not affect distributor calibration.

Those parts which do affect distributor calibration are available only to authorized rebuilders.

IDENTIFICATION		SERVICE REPLACEMENT and MOTORCRAFT NUMBERS		ADAPTOR		CAP		DIAPHRAGM ASSY.		ROTOR		ILLUS. SEC. 120 PAGE
D9TE	12127-AVA	E0HZ	12127-AV *DA-1783	E2ZZ	12A217-B *DJ-6	E2ZZ	12106-A *DH-411	D4TZ	12370-B *DD-690	E6TZ	12200-C *DR-380-A	1
E4HE	12127-CA	E7HZ	12127-A *DA-1985-A	E2ZZ	12A217-B *DJ-6	E2ZZ	12106-A *DH-411	E7HZ	12370-A *DD-924	E6TZ	12200-C *DR-380-A	
E5HE	12127-BA	E5HZ	12127-B *DA-1995	E2ZZ	12A217-B *DJ-6	E2ZZ	12106-A *DH-411	E4HZ	12370-B *DD-914	E6TZ	12200-C *DR-380-A	

YEAR	MODEL/RESTRICTIONS	ENGINE		PART NUMBER	DESCRIPTION	QTY.
		CYL.	C.I.D. (C.C.D.)			
12143 "O" RING (SEAL)						
90	All	8	370,429	B9TF 12143-A	*DZ-3	1
12144 CLAMP (DISTRIBUTOR CAP HOLD DOWN)						
90	All	8	All	7RA 12144		2
12A199 MODULATOR ASSY.-IGNITION (BREAKERLESS)						
90	All	8	370,429	D9VZ 12A199-A	*DY-184-C # D8VE 12A199-A1C,A2C	1
90	B-F-FT-L-LN-LNT600/800	6&8	All	42151-S8	(U-247)-screw (modulator to fender apron)-No. 8-15 x 1" washer head	3
12200 ROTOR (DISTRIBUTOR)-Also refer to group 12127						
90	All	6&8	All	E6TZ 12200-C	*DR-380-A	1

**1990/
TRUCK SERIES 600/900**

12A208 VALVE ASSY. (DISTRIBUTOR RETARD CONTROL)—Also refer to group 12A091

For Model Application, refer to Calibration Parts Lists in Section 93A.

IDENTIFICATION CHART

IDENTIFICATION		SERVICE PART NUMBER		COLOR		IDENTIFICATION		SERVICE PART NUMBER		COLOR	
E3AE-DA		E3AZ 12A208-D *DY-431		Brown/white		E3AE-EA		E3AZ 12A208-E *DY-433		Pink/white	
YEAR	MODEL/RESTRICTIONS	ENGINE CYL.	C.I.D. (C.C.D.)	PART NUMBER		DESCRIPTION				QTY.	
12A209 WIRE (JUMPER-IGNITION MODULE)											
90	B-F-FT600/800 -- tilt front end	8	370,429	E4HZ	12A209-A	# E4HT 12A209-AA,AB				1	
12A210 SHIELD (DISTRIBUTOR FREQUENCY SUPPRESSOR)											
90	B-F-FT600/800 -- gas	8	All	D5TZ	12A210-A					1	
90	C-CT600/900 -- gas	8	All							1	
90	L-LN-LNT-LT-LTS 600/900 -- gas	8	All							1	
12A217 ADAPTOR ASSY. (DISTRIBUTOR)—Also refer to group 12127											
90	All	8	370,429	E2ZZ	12A217-B	*DJ-6				1	
12A225 RESTRICTOR ASSY (DISTRIBUTOR VACUUM)											
90	L-LN-LNT-LT-LTS600/800	8	370,429	E0HZ	12A225-A	Also functions as vacuum control to A/T				1	
12226 TUBE (VACUUM DISTRIBUTOR STEEL)—Improvise from bulk tubing (2269)											
12226 TUBE (VACUUM DISTRIBUTOR RUBBER)											
90	All	6&8	All	D0PZ	12226-A	*KDV-1-bulk hose-7/64" I.D. x 50 feet spool				AR	
90	All	6&8	All	D0PZ	12226-B	*KDV-2-bulk hose-5/32" I.D. x 50 feet spool				AR	
90	All	6&8	All	D0PZ	12226-C	*KDV-3-bulk hose-7/32" I.D. x 50 feet spool				AR	
90	All	6&8	All	D6ZZ	12226-A	5/32" I.D. x 38 1/4" long-cut to req'd length				AR	
90		6&8	All		351112-5	(MM-109)-nut (distributor vacuum tube)-3/8"-24				2or3	
12250 RESISTOR ASSY. (IGNITION COIL)											
90	B-F-FT600/800,C-CT600/900, LN600/750	6&8	All	COLF	12250-A	*DY-37-No. 20 gauge wire-color code pink-61 1/2" long				1	
90	L-LN-LNT-LT-LTS800/900	6&8	All	D1HZ	12250-A	*DY-109-# D1HB 12250-AA-No. 20 gauge				1	
12259 WIRE SET (SPARK PLUG)											
Note: Important-wire sets are to be used only for years and models as cataloged											
90	All	8	370,429	E8PZ	12259-M	*WR-4016-B				1	
12270 CLAMP (DISTRIBUTOR TO CYLINDER HEAD)											
90	All	8	370,429	C3AZ	12270-A	*DZ-410				1	
12286 WIRE ASSY. (DISTRIBUTOR TO SPARK PLUG RADIO RESISTANCE)											
Note: Important-wire assy's are to be used only for years and models as cataloged											
90	All	8	370,429	E8PZ	12286-AA	*WR-1272-21 1/2" long				2	
90	All	8	370,429	E8PZ	12286-BA	*WR-1273-25 1/2" long				1	
90	All	8	370,429	E3PZ	12286-AAA	*WR-1153-27" long				1	
90	All	8	370,429	E3PZ	12286-R	*WR-1041-A-28" long				1	
90	All	8	370,429	E6PZ	12286-X	*WR-1067-B-30 1/2" long				1	
90	All	8	370,429	E6PZ	12286-Z	*WR-1154-A-33 1/2" long				1	
90	All	8	370,429	E8PZ	12286-LA	*WR-1274-34 1/2" long				1	
12297 SEPARATOR (IGNITION WIRE)											
90	All	8	370,429, 477,534	B8Q	12297-A	Comb shaped-2 3/16" long-located on rocker cover				1	
90	All	8	370,429, 477,534	B6A	12297-A	Comb shaped-8 prongs-3/32" thick				2	
90	All	8	370,429	D7AZ	12297-A					1	
90	All	8	370,429	D7AZ	12297-B	Comb shaped-for (4) wires				2	

**1990/
TRUCK SERIES 600/900**

YEAR	MODEL/RESTRICTIONS	ENGINE		PART NUMBER	DESCRIPTION	QTY.
		CYL.	C.I.D. (C.C.D.)			
12298 WIRING ASSY. (IGNITION COIL TO DISTRIBUTOR HIGH TENSION)						
NOTE: Important - wire assy's are to be used only for years and models as cataloged						
90	All	8	370,429	E3PZ 12298-K	*WR-1116-A	
12370 DIAPHRAGM (DISTRIBUTOR)-Refer to group 12127						
90	All	8	All	351826-S	(XX-2)-"C" retainer (secures diaphragm rod)	1
				382331-S	(BB-635)-screw (att. diaphragm to distributor)	2
12405 SPARK PLUG ASSY.						
NOTE: Important - Canadian regulations require that vehicles and other devices (other than aircraft) equipped with internal combustion engines using spark ignition systems and manufactured in or imported into Canada on or after September 1, 1976 be operated in conformance with restrictions on radio frequency interference. Use of non-resistor or non-inductive type spark plugs may cause such vehicles or devices to be out of compliance with these regulations.						
90	All	8	370,429	*ASF-32		8
12K454 WIRING ASSY. (ENGINE GOVERNOR VALVE EXTENSION)						
90	L-N-LNT-LT-LTS700/900	6	370,476	E9HZ 12K454-A	#E9HT 12K454-AA-engine retarder, exhaust brake/engine brake	1
12A458 CONTROL ASSY. (ENGINE GOVERNOR)						

For Model Application, refer to Calibration Parts Lists in Section 93A.

IDENTIFICATION CHART

(Arranged according to Identification Number)

IDENTIFICATION	PART NUMBER	IDENTIFICATION	PART NUMBER
D9HE 12A458-AA	D9HZ 12A458-A *DX-44	E1PF 12A458-BA	E1PZ 12A458-B *DX-48
D9HE 12A458-BA	D9HZ 12A458-B *DX-43	E1PF 12A458-CA	E1PZ 12A458-C *DX-49
D9TE 12A458-AA	D9TZ 12A458-A *DX-45	E1PZ 12A458-DA	E1PZ 12A458-D *DX-50
D9TE 12A458-BA	D9HZ 12A458-C *DX-46		

YEAR	MODEL/RESTRICTIONS	ENGINE		PART NUMBER	DESCRIPTION	QTY.
		CYL.	C.I.D. (C.C.D.)			
12A468 LEVER ASSY. (GOVERNOR CONTROL)						
90	L-N-LNT900 -- Cat. 3406 diesel	6	893	E0HZ 12A468-A	#D7HS 12A468-AA	1
90	B-F700/800	6	476	E9HZ 12A468-A	#E9HT 12A468-AA	1
90	L-LN-LS-LT-LTS800	6	476			1
12A477 SPRING (ENGINE GOVERNOR THROTTLE CONTROL)-Also refer to group 18222						
12B482 BRACKET (ENGINE GOVERNOR CONTROL)						
90	B-F-FT600/800 -- gas	8	All	D8TZ 12B482-A	For 12A458 control	1
90	B-F600/800	8	370,429	E0TZ 12B482-A		1
12B484 RESERVOIR ASSY. (ENGINE GOVERNOR VACUUM)						
90	B-F-FT600/800 -- Gas	8	All	D8HZ 12B484-A	#D8TE-AA-4 1/4" dia. x 7" long-includes D8HZ 9F490-A regulator	1
90	C-CT-L-LN-LNT-LT-LTS					1
90	LTS600/900					1
90	B-F-FT600/800 -- Gas	8	All	E4HZ 12B484-A	#E4TF-AA-4 1/4" dia x 7" long-includes D8HZ 9F490-A regulator	1
12A494 WIRING ASSY. (ENGINE GOVERNOR SELECT SWITCH TO SOLENOID)						
90	CL-CLT900 -- Cum. KT diesel	6	1150	D8HZ 12A494-C	#D7HT 12A494-CA,CB-use w/Jacobs engine brake	1
12B514 CONTROL ASSY. (MAINTENANCE INDICATOR LAMP)						
85/89	B-C-CT-FT600/800 -- exc. Calif.	8	370,429	E5TZ 12B514-A	#E5TE 12B514-AA-activates warning light to alert driver of a service requirement	1
85/89	B-C-CT-FT600/800 -- gas exc. Calif.	8	370,429		#E5TE 12B514-AA-activates warning light to alert driver of a service requirement	

JULY, 1989

COPYRIGHT © 1989-

FORD MOTOR
COMPANY

-DEARBORN, MICHIGAN

NEW ISSUE

1990/
TRUCK SERIES 600/900

YEAR	MODEL/RESTRICTIONS	PART NUMBER	DESCRIPTION	QTY.
13A004-5 BRACKET (HEADLAMP BRACE)				
90	CL-CLT900	D9HZ 13A004-C	R.H.-#D9HT 13C081-AA	1
		D8HZ 13A005-A	L.H.-#D7HT 13C080-AD	1
13A006 WIRING ASSY. (HEADLAMP)-Also refer to group 13076				
90	C-CT600/900	D5HZ 13A006-A	#D5HB 13A006-AA	1
90	LL-LTL900 -- w/daytime running lamps	FOHZ 13A006-A	#FOHT 13A006-AA	1
90	L-LA-LN-LNT-LS-LT-LTA-LTS 700/900 -- w/air brakes-w/daytime running lamps	FOHZ 13A006-B	#FOHT 13A006-BA	1
90	L-LA-LN-LNT-LS-LT-LTA-LTS 700/900 -- w/hydraulic-split brakes-w/daytime running lamps	FOHZ 13A006-C	#FOHT 13A006-CA	1
90	L-LA-LN-LNT-LS-LT-LTA-LTS 700/900 -- w/o daytime running lamps	E9HZ 13A006-A	#E9HT 13A006-BA	1
90	C-CT600/900	372737-S100	(GG-153-A)-clip	2
13007 BULB ASSY. (HEADLAMP SEALED BEAM)				
▲ U.S. only ● Canada only-unique Canadian Motorcraft part number				
90	L-LN-LNT-LT-LTS600/900	▲ D6HZ 13007-A	12 volt-Type No. 6015	2
90	CL-CLT900	● CLH-6015	Use w/single round headlamps	2
90	C-CT600/900			2
90	CL-CLT-LL-LTL900	▲ D70Z 13007-A	12 volt-type No. 4652- low-beam-use w/dual rectangular headlamps	2
		● CLH-4652		
90	CL-CLT-LL-LTL900	▲ D70Z 13007-B	12 volt-type No. 4651-hi- beam-use w/dual rectangular headlamps	2
		● CLH-4651		
90	CF600/700,L-LN-LNT-LT-LTS900	▲ E1FZ 13007-A	12 volt Halogen-rectangular-	2
90	B-F-FT600/900	● CLH-H6054	Trade No. H6054	2
13007 HEADLAMP BODY & LENS ASSY. (LESS BULB)				
90	LA-LTA900	E8HZ 13007-A	R.H.-less filament	1
90	LA-LTA900	E8HZ 13007-B	L.H.-less filament	1
13008 HEADLAMP ASSY. (LESS BULB and WIRING)-Also refer to group 13100				
90	B-F-FT600/800	E0HZ 13008-A	R.H.-kit-single rectangular	1
Consists of				
	1-D8BZ 13015-A	Ring-ret.	2-D8BZ 13032-A	Screw & nut
	1-D5UZ 13031-A	Spring	1-D8BZ 13118-A	Ring-adj.
				3-D5UZ 13B160-A
				4-385324-S
				Bearing
				Screw
90	B-F-FT600/800	E0HZ 13008-B	L.H.-kit-single rectangular	
Consists of				
	1-D8BZ 13015-A	Ring-ret.	2-D8BZ 13032-A	Screw & nut
	1-D5UZ 13031-A	Spring	1-D8BZ 13119-A	Ring-adj.
				3-D5UZ 13B160-A
				4-385324-S
				Bearing
				Screw
90	CF-CFT700/800 -- w/aero headlamps	E8HZ 13008-C	R.H.-aero type headlamp	1
90	CF-CFT700/800 -- w/aero headlamps	E8HZ 13008-D	L.H.-aero type headlamp	1
90	C-CT800	D3KZ 13008-A	Incl. attaching parts	2
		32937-S8	(U-339)-screw (headlamp to fender)-No. 8-15 x 3/4"	8
		45174-S8	(M-138)-nut (lamp to reinforcement)- 8 spring type-No. 8-15	
		34938-S8	(X-85)-lockwasher-3/8"	2
90	L-LL-LN-LS-LNT-LTS600/900	E6HZ 13008-A	L.H.-single round	1
Consists of				
	1-D3TZ 13015-A	Ring retainer	1-C9TZ 13118-B	Ring adjusting
	1-D0HZ 13031-A	Spring	3-D0HZ 13B160-A	Bearing
	2-D0DZ 13032-A	Screw & nut	1-D0HZ 13088-A	Clip
	2-D2HB 13121-AA	Bracket	7-385324-S	Screw

1990/
TRUCK SERIES 600/900

YEAR	MODEL/RESTRICTIONS	PART NUMBER	DESCRIPTION	QTY.
13008 HEADLAMP ASSY. (LESS BULB and WIRING)-Also refer to group 13100 -- Cont'd				
90	L-LL-LN-LS-LNT-LTS600/900	E6HZ 13008-B	R.H.-single round	1
Consists of				
	1-D3TZ 13015-A	Ring retainer	1-C9TZ 13119-A	Ring adjusting
	1-D0HZ 13031-A	Spring	3-D0HZ 13B160-A	Bearing
	2-D0DZ 13032-A	Screw & nut	1-D0HZ 13088-A	Clip
	2-D2HB 13121-AA	Bracket	7-385324-S	Screw
90	L-LL-LN-LNT-LS-LT-LTS700/900	E6HZ 13008-E	R.H.-single rectangular	1
Consists of				
	1-D8BZ 13015-A	Ring retainer	1-D8BZ 13118-A	Ring-adjusting
	1-D5UZ 13031-A	Spring	3-E25Y 13B160-B	Bearing
	2-D8BZ 13032-B	Screw & nut	4-385324-S	Screw
90	L-LL-LN-LNT-LS-LT-LTS700/900	E6HZ 13008-F	L.H.-single rectangular	1
Consists of				
	1-D8BZ 13015-A	Ring retainer	1-D8BZ 13119-A	Ring adjusting
	1-D5UZ 13031-A	Spring	3-E25Y 13B160-B	Bearing
	2-D8BZ 13032-B	Screw & nut	4-385324-S	Screw
90	LL-LTL900	E6HZ 13008-C	R.H.-dual rectangular	1
Consists of				
	2-D7OZ 13015-A	Ring retainer	1-D7OZ 13119-A	Ring-high beam
	2-D8HZ 13031-A	Spring	6-E25Y 13B160-AA	Bearing
	4-D7OZ 13032-AA	Screw & nut	1-D0HZ 13088-A	Clip
	4-E2HZ 13121-A	Bracket	8-385324-S	Screw
	1-D7OZ 13118-A	Ring-low beam		
90	LL-LTL900	E6HZ 13008-D	L.H.-dual rectangular	
Consists of				
	2-D7OZ 13015-A	Ring-retainer	1-D7OZ 13119-A	Ring low beam
	2-D8HZ 13031-A	Spring	6-E25Y 13B160-A	Bearing
	4-D7OZ 13032-A	Screw & nut	1-D0HZ 13088-A	Clip
	4-E2HZ 13121-A	Bracket	8-385324-S	Screw
	1-D7OZ 13118-B	Ring-high beam		
90	LA-LTA900	E8HZ 13008-E	R.H.-aero type headlamp	1
90	LA-LTA900	E8HZ 13008-F	L.H.-aero type headlamp	1
13015 RING (HEADLAMP BULB RETAINING)				
90	C-CT600/900	D3TZ 13015-A	Use w/single round headlamps	2
90	CL-CLT900			2
90	L-LN-LNT-LT-LTS600/900			2
90	CL-CLT-LL-LTL900	D7OZ 13015-A	Use w/dual rectangular headlamps	4
90	B-F-FT600/800	D8BZ 13015-A	Use w/single rectangular lamps	2
90	CF600/700L-LN-LNT-LT-LTS600/900			2
13N019 RETAINER (HEADLAMP BULB-HALOGEN)				
90	CF-CFT700/800	E6HZ 13N019-A	Use w/aero type headlamps	2
90	LA-LTA900	E7SZ 13N019-A	Use w/aero type headlamp	2
13021 BRACKET ASSY. (HEADLAMP ADJUSTING NUT)				
90	C-CT600/900	C1DZ 13021-A		4
90	L-LN-LNT-LT-LTL-LTS600/900	D2HZ 13021-B	Kit	1
90	CL-CLT900			1
Consists of				
	4-D2HZ 13021-A	Bracket	4-D0DZ 13032-A	Screw & Nut
90	L-LN-LNT-LT-LTL-LTS600/900	382735-S	(MM-228-CA)Nut-insert-No. 8 x 7/8"	AR
13N021 BULB AND RETAINER ASSY. (HEADLAMP)				
90	CF-CFT700/800	E6HZ 13N021-A	Use w/aero type headlamp	2
90	LA-LTA900	E5LY 13N021-A		2

1990/
TRUCK SERIES 600/900

YEAR	MODEL/RESTRICTIONS	PART NUMBER	DESCRIPTION	QTY.
13A024 SWITCH ASSY. (HEADLAMP DIMMER)				
90	All	C0TZ 13A024-A	(SW-263)	1
90	B-F-FT600/800	42141-S8	(U-250)-screw (switch to dash panel or front floor pan)-No. 10-12 x 3/4"	2
		34903-S8	(X-96)-lockwasher-No. 10	2
90	C-CT600/900	*54541-S2	Screw and washer assy. (switch to dash panel)-No. 10-24 x 1/2"	2
		34079-S7	(M-163)-nut-No. 10-32	2
90	L-LN-LNT-LT-LTL-LTS600/900	357849-S100	(RR-40)-retainer-No. 8-32 (switch to floor)	2
90	L-LN-LNT-LT-LTL-LTS600/900	*45270-S36	Nut-stamped-No. 8-32	2
13N024 WIRING ASSY. (WARNING LAMP TO GROUND)				
90	CL-CLT900 -- with A/C and FS6 compressor	E9HZ 13N024-A		1
13A025 RELAY ASSY. (ACCESSORY SAFETY) -- Also refer to group 14677				
90	L-LN-LNT-LTS800	E3UZ 13A025-A	#E3UB 13A025-AA	1
90	CL-CLT900 -- w/daytime running lamps	E3AZ 13A025-B	#E3AB 13A025-B1A,B2A	1
13K025 BRACKET ASSY. (TURN INDICATOR MOUNTING)				
90	L-LN-LNT-LT-LTL-LTS800/900 -- w/line haul or fleet instrument panel	D0HZ 13K025-B	For switch-mounted on steering column	1
90	L-LN-LNT-LT-LTS600/900 -- w/city delivery instrument panel-with T/T			1
90	CL-CLT900			1
90	B-F-FT600/800			1
90	CL-CLT900	D8HZ 13K025-B	For turn ind. lamp-on outside of cab-chrome-also replaces argent brkt.	2
90	B-F-FT600/800 -- non unitized tractor package	E0HZ 13K025-B	#E0HT 13A344-AB	1
90	L-LA-LL-LN-LNT-LS-LT-LTA-LTL-LTS700/900 -- w/adjustable steering col.	F0HZ 13K025-A		1
90	L-LN-LNT-LT-LTL-LTS600/900	384908-S100	(BB-429-WH)-screw hex. washer head-No. 8-32 x 1/2"	2
13K029 PIVOT ASSY. (HEADLAMP ADJUSTMENT)				
90	LA-LTA900	E8HZ 13K029-A		2
13031 SPRING (HEADLAMP BALL RING)				
90	CF600/800	D5UZ 13031-A		4
90	C-CT800	C1DZ 13031-A		2
90	L-LN-LNT-LT-LTS600/900	D0HZ 13031-A		2
90	B-F-FT600/900	D5UZ 13031-A	Use w/single round headlamps	2
90	CL-CLT-LTL900	D8HZ 13031-A	Use w/dual rectangular headlamps	4
13032 SCREW (HEADLAMP ADJUSTING)				
90	C-CT800	D10Z 13032-A	Screw only	4
90	L-LN-LNT-LT-LTS600/900			4
90	B-F-FT600/800	D8BZ 13032-A	Screw and nylon push-in nut	4
90	CF600/800 -- w/o aero headlamps	E6HZ 13032-B	Screw & nut assy.	4
90	CF-CFT700/800 -- w/aero headlamp	E6HZ 13032-A		2
90	L-LN-LNT-LT-LTS600/900	D0DZ 13032-A	Screw and nut assy.	4
90	CL-CLT-LL-LTL900	D70Z 13032-A	Screw and nut assy.	4or8
13K040 SCREW ASSY. (HEADLAMP ADJUSTMENT)				
90	LA-LTA900	E8HZ 13K040-A	Vertical	2
90	LA-LTA900	E8HZ 13K040-B	Horizontal	2
13044 GASKET (HEADLAMP MOUNTING)				
90	C-CT600/900	B7A 13044-A		2
13N056 RING (HEADLAMP PIVOT RETAINER)				
90	LA-LTA900	E8HZ 13N056-A		6
13064 DOOR (HEADLAMP)				
90	B600/700	E0TZ 13064-C	R.H.	1
90	F-FT600/800			1
		E0TZ 13064-D	L.H.	1

1990/
TRUCK SERIES 600/900

YEAR	MODEL/RESTRICTIONS	PART NUMBER	DESCRIPTION	QTY.	
13064 DOOR (HEADLAMP) — Cont'd					
90	C-CT800	D1KZ 13064-A	R.H. and L.H.	2	
90	CL-CLT900	D9HZ 13064-A	R.H. and L.H.—use w/round headlamp —painted argent	2	
90	CL-CLT900	D8HZ 13064-B	R.H. and L.H.—use w/dual rectangular headlamps —painted argent w/bright finish border	2	
90	L-LN-LNT-LT-LTS600/900	E8HZ 13064-D	#D1UB 13052-AA, E6HT 13052-AA-R.H. and L.H.—use /single round headlamps	2	
90	L-LL-LN-LT-LNT900	E7HZ 13064-A	#E8HT 13052-AA-R.H. & L.H.—use w/ single rectangular headlamps	2	
90	LS-LST800/900	E8HZ 13064-D		2	
90	LTL900 "From 5/81"	E1HZ 13064-C	R.H.—#ED-E1HT 13064-AC, E1HT 13064-AD	1	
		E1HZ 13064-D	L.H.—#ED-E1HT 13052-AC, E1HT 13052-AD	1	
90	LA-LTA900	E8HZ 13064-C	R.H.—#E8HT 13052-BB	1	
		E8HZ 13064-B	L.H.—#E8HT 13064-AB	1	
90	C-CT600/900	52554-S8	(U-230)—screw (door to front body panel)— No. 8—15 x 5/8"	4	
90	C-CT600/900	359487-S32	(MM-275)—nut—spring—No. 8—15	4	
90	L-LN-LNT-LT-LTS600/900	55978-S46	(U-317-D)—screw—tapping (door to headlamp)— No. 8—18 x 1 3/4"	AR	
90	CL-CLT900	388327-S45	(BB-601-L)—Screw (door to grille panel)— No. 8—32 x 1 1/4 oval hd. (stainless steel)	4	
90	CL-CLT900	379830-S	(MM-216-PB) Nut (headlamp door to grille panel) No. 8 or 10	8	
90	LTL900	381578-S45	(BB-601-F)—screw (door to front body)— No. 8—32 x 3/4"	10	
13076 WIRING ASSY. (HEADLAMP LEADS)—Also refer to group 13A006					
90	C-CT800	C3TZ 13076-D	#C8HB 13076-B,C, D3KB 13076-AA	2	
90	B-F600/900 -- tilt hood	E9HZ 13076-A	#E9HT 13076-AA	1	
90	LS-LTS900	E8HZ 13076-D	#E8HT 13105-DB	1	
90	LA-LTA900	E8HZ 13076-A	#E8HT 13076-AB-R.H.	1	
		E8HZ 13076-B	#E8HT 13105-AB-L.H.	1	
90	CL-CLT900	D8HZ 13076-B	#D7HT 13076-CC,CD,CE—use w/single round headlamps	2	
90	CL-CLT900	D8HZ 13076-C	#D7HT 13076-DC,DD—use w/dual rectangular headlamps	2	
13C080-1 Refer to group 13A004-5					
13C082 RETAINER (HEADLAMP OPENING MOLDING)					
90	LA-LTA900	E9HZ 13C082-A		12	
13088 CLIP (HEADLAMP SPRING ANCHOR)					
90	C-CT800	C1DF 13088-A		2	
90	L-LN-LNT-LT-LTL-LTS600/900	D0HZ 13088-A		2	
90	CL-CLT900			2	
13L098-99 PANEL & HOUSING ASSY. (HEADLAMP)					
90	CF600/700	(RH) E6HZ 13L098-B	(LH) E6HZ 13L099-A	1	
13100-1 HOUSING (HEAD LAMP)					
90	LTL900	(RH) E1HZ 13100-A	(LH) E1HZ 13101-B	1	
90	LA-LTA900	(RH) E8HZ 13100-A	(LH) E8HZ 13101-A	1	
13105 Refer to group 13076					
13118-9 RING ASSY. (HEADLAMP ADJUSTING)					
90	CF600/700	(RH) D8BZ 13118-A	(LH) D8BZ 13119-A	Single rectangular headlamps	1
90	B-F-FT600/800	(RH) E69Z 13118-A	(LH) E69Z 13119-A		1
90	L-LN-LNT-LT-LTS600/900	(RH) C9TZ 13119-A	(LH) C9TZ 13118-B	Single round headlamps	1
90	C-CT800	(RH) C9DZ 13118-A	(LH) C9DZ 13118-A	Single round headlamps	1
90	CL-CLT900	(RH) D4ZZ 13119-A	(LH) D4ZZ 13118-A	Single round lamps	1
13121 BRACKET (HEADLAMP ADJUSTING)					
90	LL-LTL900	E2HZ 13121-A		4	

1990/
TRUCK SERIES 600/900

YEAR	MODEL/RESTRICTIONS	PART NUMBER	DESCRIPTION	QTY.
13118-9 RING ASSY. (HEADLAMP ADJUSTING) — Cont'd				
90	CL-CLT900, LTL900	(RH) D70Z 13118-A	(LH) D70Z 13119-A	Low beam-dual lamps 1
90	CL-CLT900, LTL900	(RH) D70Z 13119-B	(LH) D70Z 13118-B	High beam-dual lamps 1
90	All	375452-S100	(BB-630-D)-screw (ring to bulb retaining ring)- No. 8-18 x 7/16"	6
13A138 COVER (HEADLAMP)				
90	LA-LTA900	(RH) E8HZ 13A138-A	(LH) E8HZ 13A138-A	1
13B160 BEARING (HEADLAMP ADJUSTING RING)				
90	L-LN-LNT-LT-LTS600/900	DOHZ 13B160-A		6
90	CL-CLT-LL-LTL900	E25Y 13B160-B		AR
90	B-F-FT600/800			6
90	CF600/800	E6HZ 13B160-A	#Plastic	6
13181 NUT (HEADLAMP ADJUSTING PIVOT)				
90	CF-CFT700/800	E8HZ 13181-A		2
13200 LAMP ASSY. (PARKING)-also refer to group 13368				
90	B-F-FT600/800	E0TZ 13200-B	R.H. & L.H.-clear lens-has locator pin	2
90	CF600/800	(RH) E6HZ 13200-C	(LH) E6HZ 13200-D	1
13217 PAD (PARKING LAMP)				
90	LS-LTS900	(RH) E8HZ 13217-A	(LH) E8HZ 13217-B	1
13N232 BRACKET (LAMP MOUNTING-FRONT)				
90	LL-LTL900 -- w/alum. bumper	E1HZ 13N232-A	#E1HT 13N232-CA,CB, E4HT 13N232-AA	1
90	LL-LTL900 -- w/steel bumper	E7HZ 13N232-A	#E7HT 13N232-AB	1
13234 WIRE and SOCKET ASSY. (PARKING LAMP)				
90	B-F-FT600/800	D4ZZ 13234-A		2
90	B-F600/800	E1FZ 13234-A	Turn signal	1
90	CF600/800	E6HZ 13234-A		2
13256 BRACKET (PARKING LAMP MOUNTING)				
90	L-LA-LN-LNT-LT-LTA-LTL-LTS600/900	D3HZ 13256-A		2
13B302 Refer to group 13341				
13305 LEVER ASSY. (TURN INDICATOR)				
90	C-CT800	D3TZ 13305-B	Chrome handle - use with steering	1
90	L-LN-LNT-LT-LTL-LTS600/900		wheel hub mounted turn signal & warning flasher switch	1
90	B-F600/800	E0HZ 13305-A	Chrome	1
13318 CAM (TURN INDICATOR TURN OFF)				
90	B-C-CT-F-FT600/900	C7TZ 13318-B	Also serviced in 3600 assy.	1
90	CL-CLT900			
90	L-LN-LNT-LT-LTS600/900			
13A318 WIRING ASSY. (TURN SIGNAL JUMPER)				
90	CL-CLT900	* D7HT 13A318-AB	#D7HT 13A318-AB-make from B6A 14296-C wire, (2) D4AZ 14A468-A spacer, (2) D4AZ 14489-J connector and (4) D1AZ 14461-B terminal	1
13B320 STRAP (TURN and EMERGENCY INDICATOR SWITCH MOUNTING)				
90	F-FT700/800 -- with T/T	DOTZ 13B320-A	Steel	1
90	C800 -- diesel	DOHZ 13B320-B	Steel	1
90	L-LN-LNT-LT-LTL-LTS800/900 -- diesel			1
90	CL-CLT900	D8HZ 13B320-A	Steel	1
13B321 CLIP (TURN and EMERGENCY INDICATOR SWITCH MOUNTING)				
90	F-FT700/800 -- with T/T	DOTZ 13B321-A		2
90	C800 -- diesel			2
90	L-LN-LNT-LT-LTL-LTS800/900 -- diesel			2
90	CL-CLT900			2

1990/
TRUCK SERIES 600/900

YEAR	MODEL/RESTRICTIONS	PART NUMBER	DESCRIPTION	QTY.
13B322 ANCHOR (TURN and EMERGENCY INDICATOR SWITCH MOUNTING STRAP)				
90	F-FT700/800-with T/T	D0TZ 13B322-A		2
90	C800 - - diesel			2
90	L-LN-LNT-LT-LTL-LTS800/900 - - diesel			2
90	CL-CLT900			2
13A323 WIRE ASSY. (TURN SIGNAL JUMPER)				
90	L-LN-LNT-LT-LTL600/900	(RH) E2HZ 13A323-B	(LH) E2HZ 13A323-A	
13328 LENS (FRONT TURN INDICATOR LAMP-AMBER)				
90	B-F-FT600/800	D3TZ 13328-A	Incl. attaching parts	2
90	CF-CFT700/800 - - w/ T/T-FTO diesel	E7HZ 13328-A	R.H. & L.H.	2
90	C-CT800	E0HZ 13328-A	R.H. & L.H.	2
90	CL-CLT900	D8HZ 13328-A	Square - front of lamp	2
90	CL-CLT900	D8HZ 13328-C	Rectangular - outboard side of lamp	2
13A328 REINFORCEMENT (FRONT TURN INDICATOR OUTBOARD LAMP)				
90	B-F-FT600/800	(RH) D3TZ 13A328-A	(LH) D3TZ 13A328-A	1
90	LTS800/900	(RH) D0HZ 13A328-C	(LH) D0HZ 13A328-D	1
13329 LENS (FRONT TURN INDICATOR LAMP-RED)				
90	B-F-FT600/800	D3TZ 13329-A	Incl. attaching parts	2
90	C-CT800	E0HZ 13329-A	R.H. & L.H.	2
90	B-F-FT600/900	E3HZ 13329-A	R.H. & L.H.-use on outboard mounted lamp	2
90	L-LN-LNT-LT-LTL-LTS600/900			2
90	CL-CLT900	D8HZ 13329-A	For rear of lamp	2
13A329 WIRING ASSY. (TURN INDICATOR JUMPER)-Improvise from bulk wire (14296)				
13330 GASKET (FRONT TURN INDICATOR LAMP LENS)				
90	C-CT800	C1TF 13330-A	Use on lamps w/snap on type lens	4
90	CF-CFT700/800 - - w/ T/T-FTO diesel	E7HZ 13330-A		2
13332 PAD (FRONT TURN INDICATOR LAMP)				
90	C-CT800	(RH) C1TZ 13332-A	(LH) C1TZ 13332-B	1
90	B-F-FT600/900	(RH) E9HZ 13332-A	(LH) E9HZ 13332-B	1
90	CF-CFT700/800 - - w/ T/T-FTO diesel	(RH) E7HZ 13332-A	(LH) E7HZ 13332-A	1
90	CL-CLT900	(RH) D8HZ 13332-C	(LH) D8HZ 13332-C	1
90	L-LL-LN-LNT-LS-LT-LTS800/900	(RH) E8HZ 13332-A	(LH) E8HZ 13332-B	1
13341 SWITCH and MOUNTING PLATE ASSY. (TURN INDICATOR)				
90	B-F-FT600/800 - - w/ fender mounted parking lamps	E1HZ 13341-A	#E1HT 13B302-BA, BB-externally mounted on steering column	1
90	B-F-FT600/900	E1HZ 13341-K	Incl. (1) switch & (1) I.S. 5204 instruction sheet-for internally mounted switches	1
90	C800 - - w/o T/T	E5HZ 13341-B	#E4HT 13B302-BA E7HT 13B302-AA-internally mounted on steering column	1
90	C-CT800 - - w/TT	E5HZ 13341-A	#E4HT 13B302-AA, E5HT 13B302-AA-externally mounted on steering column	1
90	L-LN-LNT-LT-LTL-LTS 600/900 - - w/TT			
90	CF600/800 - - diesel	F0HZ 13341-C		1
90	CL-CLT900	E1HZ 13341-C	#E1HT 13B302-DA, DB-externally mounted on steering column	1
90	C-CT800 - - w/hand control air brakes	E9HZ 13341-A	#E9HT 13B302-AA-externally mounted on steering column	1
90	L-LA-LL-LN-LNT-LS-LT- LTA-LTL-LTS800/900 - - w/fleet instr. panel	F0HZ 13341-A	#F0HT 13B302-AA	1

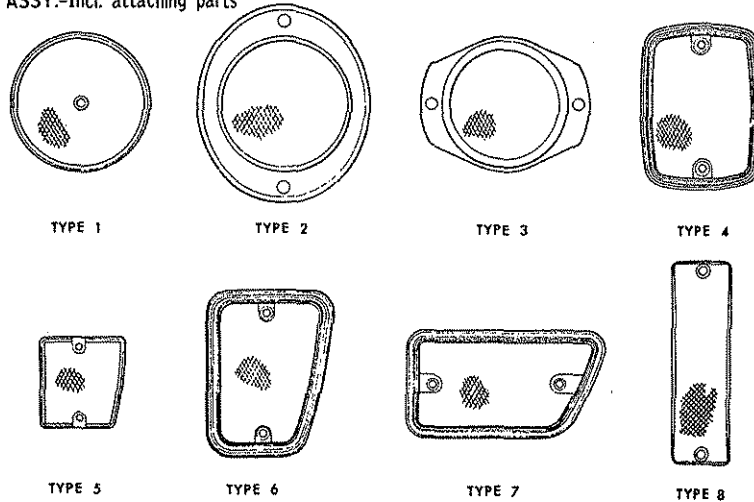
1990/
TRUCK SERIES 600/900

YEAR	MODEL/RESTRICTIONS	PART NUMBER	DESCRIPTION	QTY.	
13341 SWITCH and MOUNTING PLATE ASSY. (TURN INDICATOR) -- Cont'd					
90	L-LA-LL-LN-LNT-LS-LT-LTA-LTL-LTS800/900 -- w/full or city delivery instr.	FOHZ 13341-B	#FOHT 13B302-CA- Internally mounted in steering column	1	
90	B600/700	372047-S100	(GG-217)-clip (wiring to instrument panel)	1	
90	F-FT600/800			1	
90	All	*57439-S	Screw-pan head (switch to column)-No. 8-32 x 1/2"	2	
90	B-C-CT-F-FT600/900	52720-S8	(U-380)-screw-self tapping (switch to steering hub)-No. 8-18 x 3/8"	AR	
13342 GASKET (TURN SIGNAL LAMP MOUNT)					
90	CL-CLT900	D8HZ 13342-A	R.H. and L.H.	2	
13350 FLASHER ASSY. (TURN & EMERGENCY INDICATOR)-Also refer to group 10K910					
90	C-CT800	D4TZ 13350-A	*SF-555-A-#D3TB 13350-AA,D4TB 13350-AA	1	
90	L-LN-LNT-LT-LTL-LTS600/900			1	
90	B600/800			1	
90	CF700/800 -- T/T-			1	
90	FTO diesel			1	
90	CL-CLT900			1	
90	F-FT600/800 -- w/tractor package			1	
90	F-FT600/800 -- w/o tractor package			1	
90	CF600/800 -- FTO diesel	E6HZ 13350-B		1	
90	LN600/700 -- w/2 sp. axle	D1FZ 13350-A	*SF-552-B	1	
13A350 SWITCH ASSY. (EMERGENCY)					
90	CF600/800 -- FTO diesel	E7HZ 13A350-A		1	
13K359 SWITCH ASSY. (HEADLAMP DIMMER, HORN, TURN SIGNAL & WINDSHIELD WIPER)					
90	CF600/800 -- w/std. wipers	FOHZ 13K359-B		1	
90	CF600/800 -- w/Flick option wipers	FOHZ 13K359-A		1	
13368 LAMP ASSY. (FRONT TURN INDICATOR OUTBOARD TYPE)					
90	C-CT600/900	(RH) E0HZ 13368-A	(LH) E0HZ 13368-A	Front lens amber-rear lens red-use as parking lamp and turn indicator lamp	1
90	CL-CLT900	(RH) D8HZ 13368-A	(LH) D8HZ 13368-A	Use as parking lamp and turn indicator lamp	1
90	CF-CFT600/800	(RH) E6HZ 13368-B	(LH) E6HZ 13368-B	Rectangular	1
90	CF700/800	(RH) E7HZ 13368-A	(LH) E7HZ 13368-A	Square	2
90	B-F-FT600/900	(RH) E9HZ 13368-A	(LH) E9HZ 13368-B	Black-dual face fender mounted	1
90	LA-LTA900 -- w/o heated/lighted Western mirrors	(RH) E8HZ 13368-A	(LH) E8HZ 13368-A		1
90	LA-LTA900 -- w/heated/lighted Western mirrors	(RH) E8HZ 13368-B	(LH) E8HZ 13368-B		1
90	L-LN-LNT-LT-LTS800/900 -- w/o aeromax pkg.	(RH) E8HZ 13368-C	(LH) E8HZ 13368-D		1
90	LS-LTS800/900	(RH) D3HZ 13368-C	(LH) D3HZ 13368-D	Mounted on side of hood-use as parking lamp, turn indicator lamp and marker lamp	1

1990/
TRUCK SERIES 600/900

YEAR	MODEL/RESTRICTIONS	PART NUMBER	DESCRIPTION	QTY.	
13368 LAMP ASSY. (FRONT TURN INDICATOR OUTBOARD TYPE) — Cont'd					
90	B-F-L-LN-LNT-LT-LTL600/900	(RH) E3HZ 13368-C	(LH) E3HZ 13368-D	Chrome-use as parking lamp, turn indicator lamp and marker lamp	1
90	B-F-FT600/800 C-CT800	33846-S8	(M-69)-nut (lamp to front fender or body)-1/2"-20	2	
90		34809-S8	(X-68)-lockwasher-1/2"	2	
		44735-S8	(X-32)-washer-flat-1/2"	2 or 4	
		31497-S8	(U-254)-screw (lamp wire and clip 358350-S to dash panel)-No. 14-14 x 1/2"	1	
		358350-S	(GG-172)-clip	1	
13376 COVER (TURN SIGNAL SWITCH MOUNTING)					
90	B-F-FT600/800 -- fender mounted parking lamp	E0HZ 13376-B	#E0HT 13376-AB	1	
13377 CLIP (TURN INDICATOR COVER)					
90	B-F-FT600/800	C7TZ 13377-A	#E3HT 13377-AA	1	
90	C-CT800			2	
90	CL-CLT900		Attach 14401 wire to strg. column	1	
90	B-F-FT600/800 -- fender mounted parking lamp	E0HZ 13377-A	#E0HT 13377-AA,AB	1	

13380 REFLECTOR ASSY.-Incl. attaching parts



YEAR	MODEL / RESTRICTIONS	LOCATION	TYPE	COLOR	REMARKS	QTY.	PART NUMBER
13380 REFLECTOR ASSY. - Incl. attaching parts-Also refer to group 15A448-9							
Note: \$Must be used in states legally requiring Class "A" reflectors							
90	L-LN-LNT-LT-LTS600/900	Front fender	8	Amber		2	D8HZ 13380-B
90	LL-LTL900	Front fender		Amber	adhesive	12	E9HZ 13380-A

YEAR	MODEL/RESTRICTIONS	PART NUMBER	DESCRIPTION	QTY.
90	C-CT800	53866-S7-8	(U-169-A)-screw (reflector to windshield wiper motor access cover)	4
90	CL-CLT900	385884-S45	(BB-637-X,J) Screw (attach reflector) No. 8-32 x 1" pan head	4

13A398 SPACER (TURN INDICATOR SWITCH)

90	CL-CLT900	C6TZ 13A398-A	Rubber	1
----	-----------	---------------	--------	---

1990/
TRUCK SERIES 600/900

YEAR	MODEL/RESTRICTIONS	PART NUMBER	DESCRIPTION	QTY.
13404-5 LAMP ASSY. (REAR)				
90	CF600/800	(RH) E7HZ 13404-A	(LH) E7HZ 13405-A	1
90	CL-CLT900	(RH) D9HZ 13405-B	(LH) D9HZ 13404-B	1
90	C-CT-L-LN-LNT-LT-LTL-LTS 600/900			1
90	B-F-FT600/800			1
13406 BRACKET (REAR LICENSE PLATE)				
90	B-F-FT600/800	C7TZ 13406-A		1
90	CF600/800 -- exc. T/T	E7HZ 13406-A		1
90	CL-CLT900	D8HZ 13406-A		1
90	C-CT-L-LN-LNT-LT-LTL-LTS 600/900			1
13A409 WIRING ASSY. (REAR LAMP CONNECTOR)-If not listed below improvise from bulk wiring (14296)				
90	B600/700 -- 198", 222", 260" W/B	C8TZ 13A409-E	#C8TB 13A409-E-66" long	1
90	B600/700 -- 242" W/B	C8TZ 13A409-D	#C8TB 13A409-D-48" long	1
90	B-F-FT600/800 (84)	E1HZ 13A409-A	#E1HT 13A409-AA, ED-E1HT 13A409	
90	C800	D5HZ 13A409-B	#D5HB 13A409-BA	1
90	CL-CLT900	E6HZ 13A409-A	#E6HT 13A409-AA-use w/52" beams	
90	CT800	D5HZ 13A409-A	#D5HB 13A409-AA	1
90	C-CT800	EOHZ 13A409-B	#EOHT 13A409-KA-fold back and tape excess wire when necessary	1
90	F600 -- w/dual rear lamps	20387-S8	(B-157)-bolt (wiring and ground wire to R.H. or L.H. frame-side member)-5/16"-24 x 1"	1or2
90	B-F600/700	*374311-S	Clip (wire to frame)	AR
90	B-F600/700	373829-S100	(GG-267)-clip (connector and wire assy. to rear frame cross member)	4or6
90	CL-CLT900	45338-S2	(M-89-P)-nut (wiring to side rail) -5/16"-18 lock	2
13410 WIRE and SOCKET ASSY.				
90	B-F-FT600/800	E25Y 13410-B	#E25B 13A686-AA-service repair-for rear lamp sockets	AR
90	CF600/700	E6HZ 13410-A		AR
90	CF600/700	E6HZ 13410-B		AR
90	CF600/700	E6HZ 13410-C		AR
13A410 Refer to group 13482				
13A411 WIRE ASSY. (STOP LAMP SWITCH)-If not listed below improvise from bulk wire (14296)				
90	B-F-FT600/800 -- w/hydraulic brakes	* D2TZ 13A411-B Not replaced	#D2TB 13A411-BA	1
90	C-CT800 -- with T/T	D2KZ 13A411-A	#D2KB 13A411-AA-use w/Berg switch	1
90	F-FT700/800 -- with T/T	C8TZ 13A411-A	#C8TB 13A411-A-use w/Bendix Westinghouse switch	1
90	L-LA-LN-LNT-LS-LT-LTA-LTL- LTS700/900 -- with T/T	E9HZ 13A411-A		1
13A415 SHIELD (REAR LAMP)				
90	CL-CLT900	D8HZ 13A415-A		2
13N416 SCREW (REAR LAMP-ATTACHING)				
90	CF600/700	E6HZ 13N416-A		02
13420 PAD (REAR LAMP MOUNTING)				
90	CF600/700	E6HZ 13420-A		2
13A427 WIRING ASSY. (STOP LAMP SWITCH JUMPER)-If not listed below improvise from bulk wiring (14296)				
90	B-F-FT600/900	FOHZ 13A427-A	#FOHT 13A427-AA	1

1990/
TRUCK SERIES 600/900

YEAR	MODEL/RESTRICTIONS	PART NUMBER	DESCRIPTION	QTY.
13433 BRACKET ASSY. (REAR LAMP TO FRAME)-Also refer to groups 13469-71				
90	B700 -- 260" W/B w/outboard mounted lamp on frame	FAA 13433-A	R.H. and L.H.	2
90	F600/750 (84) -- 176" W/B		R.H. and L.H.	2
90	CF600/800	E7HZ 13433-A	R.H. and L.H.	2
		20466-S8	(B-61)-bolt (bracket to R.H. or L.H. frame side side member-5/16"-18 x 1 1/2"	2or4
		34392-S7-8	(M-93)-nut-5/16"-18	2or4
		34956-S7-8	(X-82)-lockwasher-5/16"	2or4
13434-5 HOUSING ASSY. (REAR LAMP)				
90	CF600/800	(RH) E7HZ 13434-A	(LH) E7HZ 13435-A	1
13A435 RELAY ASSY. (TRAILER LIGHTING)-Also refer to group 14677				
90	L-LN-LNT-LT-LTL-LTS880/900 -- A/C and circuit breaker	C8TZ 13A435-A	#C8TB 13A435-A	1
13437 REFLECTOR (REAR LAMP)				
90	CF600/700	E6HZ 13437-A		2
13A439 BRACKET (STOP LAMP SWITCH MOUNTING)-Also refer to group 13A629				
90	L-LN-LNT-LT-LTL-LTS600/900 -- w/dual vacuum brakes	D0HZ 13A439-A		1
13450-1 LENS (REAR LAMP)				
90	CF600/800	(RH) E7HZ 13450-A	(LH) E7HZ 13450-A	1
90	CL-CLT900	D8HZ 13450-A	R.H. and L.H.	2
90	C-CT800			2
90	B-F-FT600/800			2
90	L-LN-LNT-LT-LTL-LTS600/900			2
90	B-F-FT600/800	372856-S100	(UU-79)-screw (lens and gasket to lamp body)- No. 8-32 x 3/4"	4
90	C-CT800			4
90	CL-CLT900	387887-S	(UU-43-M) Screw (attach lens)- No. 8-18 x 1/2" fillister hd.	4
13A455 WIRE ASSY. (REAR LAMP GROUND)-Improvise from bulk wiring (14296)				
13A459 SPACER (REAR LAMP LENS)-Improvise				
13461 GASKET (REAR LAMP LENS)				
90	CL-CLT900	D8HZ 13461-A		2
90	C-CT800			2
90	B-F-FT600/800			2
90	L-LN-LNT-LT-LTL-LTS600/900			2

IDENTIFICATION CHART

IND. NO.	BASE	C/PWR	PART NUMBER			IND. NO.	BASE	C/PWR	PART NUMBER		
			U.S.	CANADA					U.S.	CANADA	
13465-6 BULB (MINIATURE)											
37	Minature wedge	.5	D4AZ	13466-A	*CLB-37	1141	Single	21	B8E	13465-A	*CLB-1141
						1156	Single	32	C3DZ	13466-A	*CLB-1156
67	Single	4	09B	13466-A	*CLB-67	1157	Double	32.3	C8TZ	13466-A	*CLB-1157
97	Single	4	C3AZ	13466-G	*CLB-97	1445 H/D	Single	1	D8TZ	13466-A	*CLB-1445
105	Single	12	D0AZ	13466-A	*CLB-105	1815	Single	1.4	D2TZ	13466-A	*CLB-1815
161	Wedge	1	C3AZ	13466-D	*CLB-161	1816	Single	2.6	B8AZ	13466-A	*CLB-1816
168	Single	3	C7SZ	13466-B	*CLB-168	1891	Single	1.9	B9SZ	13466-A	*CLB-1891
194	Wedge	2	C2AZ	13466-C	*CLB-194	1892	Wedge	1.3	B9MY	13466-A	*CLB-1892
211-2	Double	12	D1FZ	13466-B	*CLB-211-2	1893	Single	1.9	C1VY	13466-A	*CLB-1893
212-2	Double	6	D4MY	13466-A	*CLB-212-2	H2	Single		D9ZZ	13466-A	
561	Double	12	D1AZ	13466-A	*CLB-561	1895	Single	2	C4SZ	13466-B	*CLB-1895
912	Single	12	D7TZ	13466-A	*CLB-912						

1990/
TRUCK SERIES 600/900

MINIATURE BULB APPLICATION CHART

FUNCTION	YEAR	INDUSTRY NO.	U.S. PART NUMBER	FUNCTION	YEAR	INDUSTRY NO.	U.S. PART NUMBER
----------	------	--------------	------------------	----------	------	--------------	------------------

• For unique Canadian Motorcraft part numbers, refer to Identification Chart which precedes this Application Chart

13465-6 BULB (MINATURE)				C-CT800 (TILT CAB) — Cont'd			
B600/700 (MODEL 84)				CF600/800 (CARGO)			
Anti-lock	90	1445	D8TZ 13466-A	Rear lamp	90	1157	C8TZ 13466-A
Backup lamp	90	1156	C3DZ 13466-A	Transmission retarder oil temp. indicator lamp	90	1445	D8TZ 13466-A
Clearance lamp—illumination	90	1445	D8TZ 13466-A	CF600/800 (CARGO)			
Clearance lamp	90	97	C3AZ 13466-G	Cigar lighter	90		D2RY 13466-H
Instrument cluster				Clearance roof	90		D3RY 13466-B
-Brake	90	1895	C3AZ 13466-B	Courtesy lamp	90		E6HZ 13466-A
-Hi-beam	90	1895	C3AZ 13466-B	Front turn signal	90		E6HZ 13466-F
-Odometer	90	1895	C3AZ 13466-B	Rear lamp	90		E6HZ 13466-F
-Panel illumination	90	1895	C3AZ 13466-B	Rear lamp	90		E6HZ 13466-G
-Tachometer	90	1895	C3AZ 13466-B		90		D3RY 13466-B
-Turn indicator	90	1895	C3AZ 13466-B	Instrument panel	90		E6HZ 13466-J
-Vacuum or air	90	1895	C3AZ 13466-B	Instrument panel	90		D3RY 13466-B
Marker lamps				CL-CLT900 (HIGHWAY TRUCK)			
-Front side	90	1895	C3AZ 13466-B	Backup lamps	90	1156	C3DZ 13466-A
Parking lamp (front)	90	1816	B8AZ 13466-A	Courtesy lamp (door)	90	212-2	D4MY 13466-A
Rear lamps	90	1157	C8TZ 13466-A	Dome lamp			
Turn signal (front)	90	1156	C3DZ 13466-A	-cab	90	105	D0AZ 13466-A
Voltmeter lamp	90	1895	C3AZ 13466-B	-sleeper	90	105	D0AZ 13466-A
C-CT800 (TILT CAB)				Instrument panel			
Anti-lock	90	1445	D8TZ 13466-A	-A/C control	90	1445	D8TZ 13466-A
Backup lamp	90	1156	C3DZ 13466-A	-air pressure indicator	90	194	C2AZ 13466-C
Cigar lighter lamp	90	1445	D8TZ 13466-A	-charge indicator	90	194	C2AZ 13466-C
Clearance lamp & wiper switch illumination	90	1892	B9MY 13466-A	-cigar lighter	90	1445	D8TZ 13466-A
Dome lamp	90	105	D0AZ 13466-A	-clock illumination	90	194	C2AZ 13466-C
Instrument cluster				-diff. lockout	90	194	C2AZ 13466-C
-Fuel level indicator	90	1895	C3AZ 13466-B	-engine stop	90	1815	D2TZ 13466-A
-Heater control	90	1815	D2TZ 13466-A	-fuel level indicator	90	194	C2AZ 13466-C
-Hi-beam	90	1895	C3AZ 13466-B	-head lamp (name)	90	194	C2AZ 13466-C
-Hydraulic brake indicator	90	1445	D8TZ 13466-A	-heater control	90	1445	D8TZ 13466-A
-Low air pressure	90	1445	D8TZ 13466-A	-hi-beam	90	194	C2AZ 13466-C
-Low oil pressure	90	1445	D8TZ 13466-A	-low air pressure	90	194	C2AZ 13466-C
-Panel illumination	90	1895	C3AZ 13466-B	-low oil pressure	90	194	C2AZ 13466-C
-Tachometer	90	1895	C3AZ 13466-B	-odometer/speedometer	90	194	C2AZ 13466-C
-Turn indicator	90	1895	C3AZ 13466-B	-oil pressure indicator	90	194	C2AZ 13466-C
-Water temperature indicator	90	1445	D8TZ 13466-A	-oil temp. indicator	90	194	C2AZ 13466-C
-Vacuum or air	90	1895	C3AZ 13466-B	-tachometer	90	194	C2AZ 13466-C
Marker lamps	90	168	C7SZ 13466-B	-water temp. indicator	90	194	C2AZ 13466-C
Parking lamp & turn signal (front)				-wipe/wash illumination	90	194	C2AZ 13466-C
-California	90	1156	C3DZ 13466-A	Luggage compartment	90	1141	B8E 13465-A
-exc. Calif.	90	1157	C8TZ 13466-A	Marker lamps			
Power divider diff. lockout indicator lamp	90	1445	D8TZ 13466-A	-roof	90	97	C3AZ 13466-G
Radio				-roof (torpedo)	90	67	09B 13466-A
-Dial illumination	90	1895	C3AZ 13466-B	-side	90	1895	C3AZ 13466-B
				Parking lamp & turn signal (front)	90	1157	C8TZ 13466-A

1990/
TRUCK SERIES 600/900

MINIATURE BULB APPLICATION CHART

FUNCTION	YEAR	INDUSTRY NO.	U.S. PART NUMBER	FUNCTION	YEAR	INDUSTRY NO.	U.S. PART NUMBER
----------	------	--------------	------------------	----------	------	--------------	------------------

● For unique Canadian Motorcraft part numbers, refer to Identification Chart which precedes this Application Chart

3465 BULB (MINATURE)				L-LN-LNT-LT-LTL-LTS600/900 (L-SERIES)			
CL-CLT900 (HIGHWAY TRUCK) — Cont'd							
Radio				Anti-lock	90	1892	B9MY 13466-A
AM	90	1893	C1VY 13466-A	Auxiliary engine stop	90	1445	D8TZ 13466-A
AM/tape	90	1893	C1VY 13466-A	Backup lamp	90	1156	C3DZ 13466-A
AM/FM/MPX	90	1893	C1VY 13466-A	Cigar lighter lamp	90	1445	D8TZ 13466-A
AM/FM/MPX/tape	90	37	D4AZ 13466-A	Clearance lamp, fuel tank & primer switch illumination	90	1892	B9MY 13466-A
stereo light	90	1983	C1VY 13466-A	Dome lamp	90	105	D0AZ 13466-A
Rear lamps (license, stop, turn)	90	1157	C8TZ 13466-A	Engine stop	90	1445	D8TZ 13466-A
Sleeper-cargo	90	211-2	D1FZ 13466-B	Instrument cluster			
Storage compartment	90	105	D0AZ 13466-A	-Charge indicator	90	1895	C3AZ 13466-B
Utility lamp				-Fuel level indicator	90	1895	C3AZ 13466-B
trailer hook-up	90	573	D9HZ 13466-A	-Heater control	90	1445	D8TZ 13466-A
F600/800 (MODEL 81,84)				-Hi-beam	90	1445	D8TZ 13466-A
Anti-lock	90	1445	D8TZ 13466-A	-Low oil pressure lamp	90	1891	B9SZ 13466-A
Backup lamp	90	1156	C3DZ 13466-A	-Panel illumination	90	1892	B9MY 13466-A
Clearance lamp & wiper switch illumination	90	1892	B9MY 13466-A	-Odometer	90	1895	C3AZ 13466-B
Dome lamp	90	912	D7TZ 13466-A	-Tachometer	90	1895	C3AZ 13466-B
Engine compartment	90	906	D8BZ 13466-A	-Warning lamps			
Instrument Cluster				-A/C	90	1891	B9SZ 13466-A
Alternator	90	194	C2AZ 13466-C	-Brakes	90	1892	B9MY 13466-A
-Brake	90	194	C2AZ 13466-C	-Diff. lockout	90	1891	B9SZ 13466-A
-Heater control	90	1895	C3AZ 13466-B	-Low vacuum	90	1891	B9SZ 13466-A
-Hi-beam	90	1895	C3AZ 13466-B	-Oil	90	1891	B9SZ 13466-A
-Odometer	90	1895	C3AZ 13466-B	-Oil temp.	90	1895	C3AZ 13466-B
Oil-low pressure	90	194	C2AZ 13466-C	-Trans. retard.	90	1891	B9SZ 13466-A
-Panel illumination	90	1895	C3AZ 13466-B	-Water temp.	90	1895	C3AZ 13466-B
-Tachometer	90	1895	C3AZ 13466-B	-Vacuum or air	90	1895	C3AZ 13466-B
-Turn indicator	90	1895	C3AZ 13466-B	Marker lamps			
-Vacuum or air	90	1895	C3AZ 13466-B	-Front side	90	1895	C3AZ 13466-B
Marker lamps				-Roof	90	97	C3AZ 13466-G
-Front side	90	194	C2AZ 13466-C	Parking lamp & turn signal (front)			
-Roof	90	194	C2AZ 13466-C	-California	90	1156	C3DZ 13466-A
Parking lamp (front)	90	1157	C8TZ 13466-A	-exc. Calif.	90	1157	C8TZ 13466-A
Radio				PRNDL lamp	90	1445	D8TZ 13466-A
-Dial illumination	90	1893	C1VY 13466-A	Radio			
Rear lamps	90	1157	C8TZ 13466-A	-Dial illumination	90	1891	B9SZ 13466-A
Turn signal (front)	90	1156	C3DZ 13466-A	Road & fog	90	H-2	D9ZZ 13466-A
				Rear lamps	90	1157	C8TZ 13466-A
				Wiper switch-illumination	90	1892	B9MY 13466-A

YEAR	MODEL/RESTRICTIONS	PART NUMBER	DESCRIPTION	QTY.
	13469-71		BRACKET (REAR LAMP)—Also refer to group 13433	
90	B600/700 -- w/outboard mounted lamp on frame	DOHZ 13469-A	R.H. and L.H.—use w/spare tire carrier	2
90	F-FT600/800 (81) -- w/outboard mounted lamp on frame		R.H. and L.H.	2
90	F-FT600/800 (84) -- 134", 146", 158", 182", 188", 194", 212" W/B w/outboard mounted lamp on frame		R.H. and L.H.	2

1990/
TRUCK SERIES 600/900

YEAR	MODEL/RESTRICTIONS	PART NUMBER	DESCRIPTION	QTY.
13469-71 BRACKET (REAR LAMP)-Also refer to group 13433 -- Cont'd				
90	B-F-FT600/800 -- non unitized tractor package	E0TZ 13470-A	R.H. & L.H.	2
90	L-LT-LTL-LTS900 -- w/Reyco suspension		R.H. & L.H.	2
90	LT-LNT-LTS900 -- Hendrickson suspension		R.H. & L.H.	2
90	B-F-FT600/800 -- unitized tractor package	E0TZ 13470-B	R.H. & L.H.	2
90	C-CT800 -- exc. w/ Reyco suspension w/ outboard mounted lamp on frame		R.H. & L.H.	2
90	L-LN-LNT-LT-LTL-LTS600/900 -- exc. Reyco suspension w/outboard mounted lamp on frame		R.H. & L.H.	2
90	CF600/800	E7HZ 13470-A	R.H. & L.H.	2
90	LNT-LT-LTL800/900 -- Reyco suspension- w/inboard mounted lamps on frame	D3XZ 13470-A	R.H. and L.H.	2
90	B600/700 -- w/inboard mounted lamp on frame	(RH) DOTZ 13470-A	(LH) DOTZ 13471-A	1
90	F600/700 (81) -- w/inboard mounted lamp on frame			1
90	F600/700 (84) -- 134", 146", 158", 182", 188", 194", 212" W/B w/inboard mounted lamp on frame			1
90	CL-CLT900	D8HZ 13469-A		1
90	C-CT800 -- w/inboard mounted lamp on frame			1
90	L-LN-LNT-LT-LTL-LTS600/900			1
90	CL-CLT900	D8HZ 13469-A	R.H. and L.H.	2
13480 SWITCH ASSY. (STOP LIGHT)				
90	All -- air brakes with T/T		Refer to group 2575	
90	All -- w/air brakes	D8HZ 13480-B	*SW-1606-A-#ED-E0HT 13480-AA, E1HT 13480-AA, E3HT 13480-A1A,A2A-w/tie wrap	1
90	CF600/700	E6HZ 13480-A		1
90	CF600/800	E6HZ 13480-B	1/4"-18-2 9/32" high-(2) prong	1
90	L-LN-LNT-LT-LTL-LTS600/900 -- hydraulic brakes	D2TZ 13480-B	*SW-691-A-#D3TB 13480-AA, D2TB 13480-BA, D7TB 13480-AA,BA	1
90	B-F600/700 -- w/hydraulic brakes			1
90	C-CT800 -- w/single hydraulic brakes			1
90	C-CT800 -- air brakes	D2TZ 13480-A	*SW-1066-#CBTA 13A631-A,D0HA 13A631-A, D2TA 13A631-AA, E3HT 13A631-AA-tractor trailer stop lamp switch-low pressure operated At 2951 valve	1
90	F600(81) -- Diesel w/air brakes			1
90	F-FT700/800 -- air brakes			1
90	CL-CLT-LTL900			1
90	CF-CFT600/800			1
90	CT800 -- 2 speed axle w/air shift	C8HZ 13480-A	*SW-753-#C8HA 13480-A or B, D0HA 13480-A or B	1
90	LNT-LT-LTL-LTS800/900 -- 2 speed w/air shift			1
90	C-CT800	*376794-S	Elbow (switch to tee) 1/4" street-Bendix- Westinghouse No. 202915	1
90	C-F600/900 -- air brakes	354338-S	(II-37)-nipple (switch to air protector valve)- 1/8" std.	1
90	CL-CLT900	352524-S	(II-72-A) Adapter	1

1990/
TRUCK SERIES 600/900

YEAR	MODEL/RESTRICTIONS	PART NUMBER	DESCRIPTION	QTY.
13481 BOOT (TRAILER STOP LAMP SWITCH)				
90	C-CT800 -- air brakes	D2TZ 13481-A	Used w/Berg stop lamp switch	1
90	L-LN-LNT-LT-LTL-LTS700/900 -- air brakes			1
90	F700/800 -- with T/T			1
13482 RELAY ASSY. (STOP LAMP)				
90	C800 -- hydraulic brakes	C8HZ 13482-B	#C8HB 13A410-B	1
90	C800 -- hydraulic brakes	31497-S8	(U-254)-screw (relay to L.H. front fender apron)- No. 14-14 x 1/2"	2
13484 BRACKET ASSY. (TRAILER LAMP PLUG HANGER)				
90	C-CL-CLT-CT800/900	C6TZ 13484-A	#Plastic-w/o unitized tractor package	1
90	B-F700/800			1
90	L-LN-LNT-LT-LTL-LTS800/900			1
90	CL-CLT900 -- w/unitized tractor package	D9HZ 13484-A		1
90	L-LL-LN-LNT-LT-LTL-LTS800/900 -- w/unitized tractor package	D9HZ 13484-B		1
		50992-S2	(U-154)-screw and washer (bracket to back panel)- 1/4"-20 x 1/2"	2
		33795-S7	(M-49)-nut-1/4"-20	2
		44720-S8	(X-18)-washer flat-1/4"	2
13N492 COVER (REAR LAMP HOUSING ACCESS)				
90	CL-CLT900	D8HZ 13N492-A		2
90	C-CT-L-LN-LNT-LT-LTL-LTS- 600/900			2
13A496 BRACKET (TRAILER LAMP PLUG MOUNTING)-If not listed below improvise				
90	CL-CLT900	* D8HZ 13A496-A Not replaced		1
13A506 RETAINER (REAR LAMP WIRE)				
90	All	C7AZ 13A506-B	1 7/16" long curved plate with (2) 1/8" holes & 7/16" long prongs	AR
90	CL-CLT900	C8TZ 13A506-A	1 7/16" long curved plate with (2) 1/8" holes & 9/16" long prongs	2
90	CF-CFT600/800	E2VZ 13A506-A		2
13564 LENS (REAR LICENSE PLATE LAMP)				
90	B-F-FT600/800	C7TZ 13564-A		1
90	C-CT800			1
90	L-LN-LNT-LT-LTL-LTS600/900			1
90	All	52336-S13	(U-288)-screw (lens and gasket to lamp body)- No. 6-18 x 3/8"	2
13566 DOOR (REAR LICENSE PLATE LAMP)				
90	B-F-FT600/800	C7TZ 13566-A	Square type-4 1/2" x 1 1/2"	1
90	C-CT800			1
90	L-LN-LNT-LT-LTL-LTS600/900			1
13568 GASKET (REAR LICENSE PLATE LAMP)				
90	B-F-FT600/800	C7TZ 13568-A		1
90	C-CT800			1
90	L-LN-LNT-LT-LTL-LTS600/900			1
13A576 WIRING ASSY. (TRACTOR TRAILER LAMP FEED)				
90	L-LN-LNT-LT-LTL-LTS700/900 -- w/line haul instrument panel	D1HZ 13A576-A		1
90	CL-CLT900	D9HZ 13A576-A	#D8HT 13A576-AA	1
13A612 WIRE ASSY. (STOP LAMP SWITCH RELAY)-If not listed below improvise from bulk wiring (14296)				
90	L-LN-LNT-LT-LTL-LTS600/900 -- hydraulic brakes	D0HZ 13A612-A	#D0HB 13A612-C	1
13621 SOCKET and WIRING ASSY. (INSTRUMENT PANEL LAMP)-Also refer to groups 13711, 13A719				
90	CL-CLT900	D8HZ 13621-A	#D7HT 13621-AA-from 14401 wire to digital clock illumination lamp	1
90	B-F600/900(84)	D8HZ 13621-B	#E8HT 13621-AA	1
90	L-LA-LL-LN-LNT-LT-LTA-LTL- LTS800/900 -- w/fleet or full instr. panel			

1990/
TRUCK SERIES 600/900

YEAR	MODEL/RESTRICTIONS	PART NUMBER	DESCRIPTION	QTY.
13A629 RETAINER (STOP LAMP SWITCH)-Also refer to group 13A439				
90	B-F600/700 -- w/hydraulic brakes	C8TZ 13A629-A		1
90	C-CT800 -- w/hydraulic brakes			1
90	L-LN-LNT-LT-LTL-LTS600/900 -- hydraulic brakes			1
90	C800 -- w/hydraulic brakes			1
13A631 Refer to group 13480				
13655 BRACKET (HEADLAMP DIMMER CONTROL MOUNTING)				
90	L-LN-LNT-LT-LTL-LTS600/900	D3HZ 13655-A		1
13660 LAMP ASSY. (HEAD LAMP DIMMER CONTROL)				
90	L-LN-LNT-LT-LTL-LTS800/900	E2HZ 13660-A	#E2HT 13660-AA-#Blue	1
13A706 GASKET (DOME LAMP)				
90	C-CT800 -- w/o sleeper	C0TF 13A706-A	Rubber	1
13A709 WIRING ASSY. (INTERIOR LAMP)-If not listed improvise				
90	CL-CLT900 -- Sleeper Cab	D9HZ 13A709-E	#D8HT 14334-AB-connector to L.H. sleeper reading lamp. R.H. & L.H. storage compt. lamp to storage compt. lamp sw. & marker lamp wire	1
90	CL-CLT900 -- Sleeper Cab	D8HZ 13A709-B	#D7HT 14334-CC-connects to R.H. & L.H. sleeper dome lamp,R.H. sleeper reading lamp & marker lamp wire	1
90	CL-CLT900 -- Sleeper Cab	D8HZ 13A709-C	#D7HT 11648-AA,AB-at L.H. sleeper compt control panel-connects to L.H. sleeper reading lamp & switch & D8HZ 13A709-A wire-incl. D8HZ 13752-A switch	1
90	CL-CLT900 -- Sleeper Cab	D8HZ 13A709-D	#D7HT 11648-BA,BB-at R.H. sleeper compt control panel-connects R.H. sleeper reading lamp & switch,cigar lighter & D8HZ 13A709-B wire-incl. D8HZ 13752-A switch	1
90	B-F-FT600/900	E0TZ 13A709-A	#E0TB 14334-AA,AB	1
90	CL-CLT900	388025-S	(KK-93-C) Grommet (in roof side rail-to protect wires)-wire	1
13711 SOCKET ASSY. (INSTRUMENT PANEL LAMP)-Also refer to group 13621				
90	B600/700,C-CT800	C7AZ 13711-A		AR
90	B-F600/700	C8OZ 13711-B		AR
90	C-CT800			AR
90	L-LN-LNT-LT-LTL-LTS600/900		Use w/gauges	AR
90	CL-CLT 900		(8) Inst. panel main module, (4) Inst Panel R.H. module-for gauge illumination and switch nomenclature illumination	12
90	CF600/800	E6HZ 13711-A	Use w/instrument panel & side marker lights	AR
90	CF600/800	E6HZ 13711-B	Use w/instrument panel lights	AR
90	CF600/800	E6HZ 13711-C	Use w/warning indicator lamp	AR
90	L-LN-LNT-LT-LTS600/900	C7SZ 13711-C	Use w/warning indicator lights	AR
90	L-LL-LS-LT-LTS800/900	E7HZ 13711-A	Use to illuminate oil pressure, water temp, shut down system	AR
90	LN-LNT600/900			
90	B-F600/700(84)		& engine warning system	1
13B711 WIRE ASSY. (COURTESY LAMP)-Unless listed improvise from bulk wiring (14296)				
90	CL-CLT900	D8HZ 13B711-A	#D7HT 13B711-AA-use on vehicles without heated or lighted mirror	AR
90	CL-CLT900	D8HZ 13B711-B	#D7HT 13B711-BA-use w/lighted mirror	2
90	CL-CLT900	D8HZ 13B711-C	#D7HT 13B711-CA-use w/heated mirror	2
90	CL-CLT900	D8HZ 13B711-D	#D7HT 13B711-DA-used on L.H. door (courtesy light)	1

1990/
TRUCK SERIES 600/900

YEAR	MODEL/RESTRICTIONS	PART NUMBER	DESCRIPTION	QTY.
13B711 WIRE ASSY. (COURTESY LAMP)-Unless listed improvise from bulk wiring (14296) -- Cont'd				
90	CL-CLT900	382987-S	(YY-4-G)Strap (wire to LH door)-nylon	10
90	CL-CLT900	31061-S8	(U-50)Screw (strap to LH door)-No. 8-32 x 1/2"	10
90	CL-CLT900	34052-S7	(M-155)Nut (strap to LH door)-No.8-32	10
13B712 WIRE ASSY. (COURTESY LAMP FEED)-Improvise from bulk wiring (14296)				
13713 SWITCH ASSY. (COURTESY LAMP)				
90	CF600/700	E6RY 13713-A		1
90	L-LN-LNT-LT-LTL-LTS600/900	E3HZ 13713-A	*SW-1905-#E3HT 13A772-AA	1
90	CL-CLT 900	D8HZ 13713-A	*SW-1508-for sleeper stowage compartment lamps-incl. cemented seal	2
13K713 KNOB ASSY. (RHEOSTAT-INSTRUMENT CLUSTER LAMP)				
90	CF600/800	* E6HZ 13K713-A	#E5HT 13W703-AA	1
90	L-LN-LNT-LT-LTL-LTS 800/900 -- w/fleet instrument panel	E4HZ 13K713-A	"Panel dimmer"	1
90	L-LN-LNT-LT-LTL-LTS800/900 -- w/ line haul instrument panel	D3HZ 13K713-A		1
90	CL-CLT900	D8HZ 13K713-A	Use w/dimmer switch	1
13C714 PLATE (COVER)				
90	CL-CLT900	D8HZ 13C714-A	#D7HT 13C714-AD-plastic-2 7/16" x 4 11/16"-to cover unused holes in sleeper control panels	AR
90	CL-CLT 900	376362-S101	(UU-56-C) Screw (plate to body panel) No. 8-18 x 3/4" oval head	AR
13A718 WIRE ASSY. (INTERIOR LAMP FEED JUMPER)-If not listed below improvise from bulk wiring (14296)				
90	F-FT600/800	E0HZ 13A718-A	#E0HT 13A718-AB,AC-67" long	1
13A719 WIRE ASSY. (INTERIOR LAMP FEED)				
90	F-FT600/800 -- Conventional Cab.-Hydra-Max warning system	D3AZ 13A719-A	#D3AB 13B743-BA-67" long	1
90	CL-CLT900 -- Sleeper Cab	D5SZ 13A719-A	#D5SB 14K041-AA-sleeper compt. reading lamps	2
13A719 SOCKET & WIRING ASSY. (INSTRUMENT PANEL LAMP)-If not listed improvise				
90	B-F-FT600/900	E7HZ 13A719-A	#E7HT 13B743-AA	1
90	L-LN-LNT800/900 -- w/fleet instr. panel			1
13A724 WIRE ASSY. (COURTESY LAMP)-Improvise from bulk wiring (14296)				
13K724 SWITCH ASSY. (AUXILIARY EXHAUST BRAKE)				
90	CF600/800	E6HZ 13K724-B		1
13K726 WIRE ASSY. (EXTENSION-INSTRUMENT PANEL LAMP)				
90	CF600/800	E6HZ 13K726-A	#E5HT 13K726-AA	1
13K732 PLUG (SWITCH HOLE BLANK)				
90	CF600/800	E6HZ 13K732-B		1
90	CF600/800	E6HZ 13K732-D	Used to cover switch hole when unit does not have exhaust brake or rear axle electric shift options	1
13734 LENS (COURTESY LIGHT)				
90	CL-CLT900	D2AZ 13734-A		1
13740 SWITCH ASSY. (INSTRUMENT PANEL LAMP)				
90	CF600/800	E6HZ 13740-B	Includes rheostat	1
90	CL-CLT900	D8HZ 13740-A	#D7HT 13740-AA	1
13A743 WIRE ASSY. (DOME LAMP GROUND)-Improvise from bulk wiring (14296)				
13B743 Refer to group 13A719				
13752 SWITCH ASSY. (INTERIOR LAMP)				
90	CL-CLT900 -- Sleeper cab	D8HZ 13752-D	Use for R.H. and L.H. sleeper cab reading lamps- incl. black paint near toggle	2
90	CL-CLT900	D8HZ 13752-B	For sleeper compartment dome lamp	1
90	CL-CLT900	D8HZ 13752-C	For cab dome lamp on passenger's side	1
13K752 RHEOSTAT ASSY. (INSTRUMENT CLUSTER ILLUMINATION)				
90	CF600/800	E6HZ 13K752-A		1

1990/
TRUCK SERIES 600/900

YEAR	MODEL/RESTRICTIONS	PART NUMBER	DESCRIPTION	QTY.
	13K753 SWITCH ASSY. (ROOF SIGNAL)			
90	CF600/800	E7HZ 13K753-A		1
	13A756 LAMP ASSY. (LUGGAGE COMPARTMENT)			
90	CL-CLT900 -- Sleeper Cab	D8HZ 13A756-A		2
	13B756 Refer to group 13763			
	13B757 SHIELD ASSY. (WARNING INDICATOR LAMP LIGHTING)			
90	F-FT600/900	E0TZ 13B757-A	#E0TB 13B757-AA-E6TB 13B757-AA	1
	13A759 BOOT (COURTESY LAMP SWITCH)			
90	L-LN-LNT-LT-LTL-LTS600/900	C2VY 13A759-A		1
	13763 BRACKET (READING LAMP)			
90	CL-CLT900 -- Sleeper Cab	D8HZ 13763-A	Use w/Hi Level trim	2
	13763 BRACKET (COURTESY LAMP)			
90	CL-CLT900	D8HZ 13763-B	On doors--for courtesy lp switches	2
90	CL-CLT900	D8HZ 13B756-A	On cab door frames--for courtesy lp switches	2
	13B766 RETAINER (INSTRUMENT PANEL LAMP SOCKET)			
90	F-FT600/900	E8TZ 13B766-A	Attaches LH side of instrument panel	1
	13A771 SEAL (INSTRUMENT LAMP BODY)			
90	CL-CLT900	D8HZ 13A771-B		12
	13776 LAMP ASSY. (INTERIOR)			
90	CF600/800	E6HZ 13776-B		1
90	CL-CLT900	D8HZ 13776-D	Located on cab doors (courtesy light)	2
90	CL-CLT900	D8HZ 13776-E	Cab dome lamp -- driver's side	1
90	CL-CLT900	D8HZ 13776-E	Located on passenger side-- includes paddle type handle	1
90	CL-CLT900 -- Sleeper Cab	D8HZ 13776-C	Sleeper compt. dome lamp	2
90	CL-CLT900 -- Sleeper Cab	D5SZ 13776-A	Sleeper compt. reading lamps--rectangular	2
90	CL-CLT900	E0TZ 13776-C	#E0TB 13776-DA	1
90	F600/800 -- exc. alligator hood			1
90	F600/800 -- w/alligator hood	E1TZ 13776-A		1
90	L-LA-LL-LN-LNT-LS-LT-LTA-LTL-LTS700/900 -- with std. trim			1
90	L-LA-LL-LN-LNT-LS-LT-LTA-LTL-LTS700/900 -- with Hi level trim	E0TZ 13776-E		1
	13C780 SWITCH ASSY. (DOME AND TRAILER LAMP CONTROL)			
90	L-LN-LL-LS-LNT-LTL-LTS800/900	E7HZ 13C780-A	#E7HT 13C780-AA	1
	13783 LENS (DOME LAMP)			
90	C-CT800	B8S 13783-B		1
90	F-FT600/900	E0TZ 13783-A		1
90	L-LN-LNT-LT-LTL-LTS600/900 -- with std. trim	C4TZ 13783-A	Incl. attaching parts	1
90	L-LA-LL-LN-LNT-LS-LT-LTA-LTL-LTS700/900 -- with Hi Level trim	D2LY 13783-E		1
90	CL-CLT900 -- Sleeper Cab	E0LY 13783-A	Sleeper compt. reading lamps--rectangular	2
90	CL-CLT900	D8HZ 13783-A	5 1/8" dia.--used for cab dome lamps, sleeper dome lamps & stowage compt. lamps	AR
90	C-CT800 -- w/o sleeper	357033-S32	(MM-250)-nut-spring "U" type	2
90	C-CT800 -- w/sleeper	374611-S100	(UU-82-M)-screw (lens, body and gasket to roof trim panel)-No. 10-12 x 1"	2
90	C-CT800 -- w/sleeper	45143-S8	(M-129)-nut-spring-No. 10-12	2
	13786 BODY and SOCKET ASSY. (INTERIOR LAMP)			
90	CL-CLT900	D8HZ 13786-A	For sleeper compartment dome lamps	2
		D8HZ 13786-B	For stowage compartment lamps	2
		D8HZ 13786-C	For cab dome lamp on driver's side	1
		D8HZ 13786-D	For cab dome lamp on passenger side	1

1990/
TRUCK SERIES 600/900

YEAR	MODEL/RESTRICTIONS	PART NUMBER	DESCRIPTION	QTY.		
13787 BODY (DOME LAMP)						
90	C-CT800	COTF 13787-A		1		
		355768-AS2	(MM-77)-nut-spring "U" type-No. 10A	2		
		374611-S100	(UU-82-M)-screw (body to mounting bracket)- No. 10-12 x 1"	2		
		52554-S8	(U-230)-screw (body to roof trim center panel)- No. 8-15 x 5/8"	2		
		45143-S8	(M-129)-nut-spring-No. 10-12	2		
13788 BODY (INTERIOR LAMP)						
90	F-FT600/900 (81)	DIAZ 13788-A		1		
13793 SOCKET ASSY. (DOME LAMP)						
90	C-CT800	D5HZ 13793-A		1		
90	C-CT800 -- w/o sleeper	26457-S7	(U-167)-screw (socket to mounting brkt.)- No. 8-32 x 1/4"	1		
90	C-CT800 -- w/sleeper	32923-S8	(U-338)-screw (socket to roof trim panel or rear roof headlining)-No. 8-15 x 1/2"	1		
90	C-CT800 -- w/sleeper	*378603-S2	Nut-spring-No. 6-18	1		
90	C-CT800	*45159-S	Nut-"U" shape-No. 6-32	AR		
13800 HORN KIT						
90	All -- 8 cyl. w/o air brake	D3AZ 13800-A	"Air"-dual horns	1		
	Consists of					
	1-D3AJ 2A965-A	Insulator	1-D3AZ 13A888-A	Reservoir	5-33795-S36	Nut
	1-D0AZ 5A694-A	Bracket	1-D3AJ 13927-AA	Wire	5-34790-S36	Washer
	1-D3AJ 5A739-A	Sleeve	1-D3AJ 13930-A	Tube	2-44724-S36	Washer
	1-D3AJ 9A445-AA	Hose	1-D6AJ 13932-AA	Pad	2-55736-S8	Nut
	1-C5AZ 13801-B	Compressor	2-D3AJ 14462-AA	Terminal	1-359922-S100	Washer
	1-D6AJ 13A803-AA	Horn	1-D3AJ 14463-AA	Terminal	1-373387-S	Washer
	1-D3AJ 13828-A	Bracket	1-C9PJ 14487-A	Connector	2-375810-S	Grommet
	1-C9AZ 13A875-B	Switch	1-C9AJ 17491-A	Connector	4-383800-S	Sleeve
	1-C7RA 13A887-A	Fitting	1-D2AJ 18N173-AA	Plate	1-383804-S	Nut
			5-26531-S8	Screw	1-I.S. 4172-G	Instruction sheet
90	All trucks -- w/air brakes	D3HZ 13800-A	"Air"-dual horns - painted body cover	1		
	Consists of					
	1-D6AJ 13A803-AA	Horn	1-D6HJ 13933-A	Plate	1-371176-S	Tee
	1-D3HJ 13910-AA	Valve	1-20384-S8	Screw	1-373387-S	Washer
	1-D3HJ 13911-AA	Bushing	1-34657-S8	Nut & washer	2-383800-S	Sleeve
	1-D2HJ 13A926-AA	Conduit	1-356549-S36	Washer	2-383804-S	Nut
	1-D3HJ 13930-AA	Tube	1-359922-S36	Washer	1-383820-S100	Elbow
	1-D6AJ 13932-AA	Pad	2-370962-S2	Washer	1-Installation sheet	
90	All -- w/air brakes	D7HZ 13800-A	Air-dual horns-deluxe-chrome body cover	1		
	Consists of					
	1-D7AJ 13A803-AA	Horn	1-D6HJ 13933-AA	Plate	1-371176-S	Tee
	1-D3HJ 13910-AA	Valve	1-20384-S8	Screw	1-373387-S	Washer
	1-D3HJ 13911-AA	Bushing	1-34657-S8	Nut & washer	2-383800-S	Sleeve
	1-D2HJ 13A926-AA	Conduit	1-356549-S36	Washer	2-383804-S	Nut
	1-D3HJ 13930-AA	Tube	1-359922-S36	Washer	1-383820-S100	Elbow
	1-D6AJ 13932-AA	Pad	2-370962-S2	Washer	1-IS 4173-F	Installation sheet
13801 COMPRESSOR ASSY. (VACUUM AIR HORN)						
90	All -- w/o air brakes	C5AZ 13801-B	Use w/vacuum air horns	1		
13A805 BUTTON (HORN)						
90	All	E6HZ 13A805-A	#E6HT 13A805-AA, E7HT 13A805-AA- "Ford-oval 3 3/8" dia.	1		
90	CF600/800	E6HZ 13A805-B	Incl. spring-1 req'd for horn-1 req'd for windshield wiper	AR		

1990/
TRUCK SERIES 600/900

YEAR	MODEL/RESTRICTIONS	PART NUMBER	DESCRIPTION	QTY.
13A807 SPRING (HORN BLOWING)				
90	C-CT800	C0DF 13A807-B	For use w/square horn button	1
90	CL-CLT900			1
90	L-LN-LNT-LT-LTL-LTS600/900			1
90	B-F-FT600/800 - - w/P/S	E2HZ 13A807-C	For use w/round horn button	1
13A808 PLATE (HORN BUTTON or RING CONTACT)				
90	B-F-FT600/800	D1TZ 13A808-A		1
90	C-CT800			1
90	CL-CLT900			1
90	L-LN-LNT-LT-LTL-LTS600/900			1
13A809 PLATE (HORN BUTTON or RING INDEX)				
90	B-F-FT600/800	D2TZ 13A809-B		1
90	C-CT800			1
90	CL-CLT900			1
90	L-LN-LNT-LT-LTL-LTS600/900			1
13A811 RING (HORN BLOWING CAM)				
90	B-F-FT600/800	D2TZ 13A811-A		1
90	C-CT800			1
90	L-LN-LNT-LT-LTL-LTS600/900			1
90	CL-CLT900			1
13A813 PAD (HORN BLOWING RING PRESSURE)				
90	B-F-FT600/800	C0DZ 13A813-A		1
90	C-CT800			1
90	L-LN-LNT-LT-LTL-LTS600/900			1
90	CL-CLT900			1
13A819 SHIELD (HORN SPLASH)				
90	CL-CLT-LTL900	D8HZ 13A819-A	Steel-for dual Grover horns	2
90	L-LN-LNT-LT-LTL-LTS800/900 - - w/Grover horns	D8HZ 13A819-B		2
90	CF600/800	E6HZ 13A819-A		1
13A823 PLATE (HORN SWITCH BRUSH)				
90	B-F-FT600/800 - - fender mounted parking lamps	E0HZ 13A823-A	#E0HT 13A909-AB	1
90	B-F-FT600/800	C5AZ 13A823-F	Inner	1
90	C-CT800			1
90	L-LN-LNT-LT-LTL-LTS600/900			1
90	CL-CLT900			1
90	B-F-FT600/800	C5AZ 13A823-E	Outer	1
90	C-CT800			1
90	L-LN-LNT-LT-LTL-LTS600/900			1
90	CL-CLT900			1
90	CL-CLT900	C7TZ 13A823-B	#C7TA 13A909-B or D2HA 13A909-AA E7HT 13A909-AA plate and brush assy.	1
90	C-CT800 - - with T/T	E5HZ 13A823-A	#E4HT 13A909-AA	1
90	C800 - - hand control air brakes	E9HZ 13A823-A		1
90	L-LA-LL-LN-LNT-LS-LT-LTA-LTL- LTS800/900 - - w/signal stat			1
90	L-LA-LN-LNT-LL-LS-LT-LTA- LTL-LTS800 - - w/fleet instr. panel	F0HZ 13A823-A	#F0HT 13A909-AA - - incl. brush	1
13A826 BRACKET (AIR HORN VALVE)				
90	CL-CLT900	D8HZ 13A826-B	Has one round tab and one square tab	1
90	L-LN-LNT-LT-LTL-LTS600/900	E1HZ 13A826-A		1
13K831 TUBE ASSY. (HORN TO CONTROL VALVE)				
90	CL-CLT900	★ D8HZ 13K831-A Not replaced	3 1/8" nylon tube (3/8" O.D.)	1

1990/
TRUCK SERIES 600/900

YEAR	MODEL/RESTRICTIONS	PART NUMBER	DESCRIPTION	QTY.
13832-3 HORN ASSY.				
90	All	E3AZ 13832-A	High pitch	1
Consists of				
	1-E3AF 13A803-BA	Horn and support	1-557636-S36	Nut-5/16"-18
	1-E3AF 13A828-AA	Bracket	1-372289-S36	Screw & washer 1/4"-20 x 3/4"
	1-34791-S36	Lockwasher	1-379915-S36	Nut-7/8"-20
	1-55734-S36	Nut-1/4"-20		
90		E3AZ 13833-A	Kit-low pitch	1
Consists of				
	1-E3AF 13A803-AA	Horn and support	1-55736-S36	Nut-5/16"-18
	1-E3AF 13A828-AA	Bracket	1-372289-S36	Screw & washer-1/4"-20 x 3/4"
	1-34791-S36	Lockwasher	1-379915-S36	Nut-7/8"-20
	1-55734-S36	Nut-1/4"-20		
90	CF600/800	E6HZ 13832-A	Air	1
90	CF600/800	E8HZ 13832-A	Electric-low pitch	1
90	F-FT600/800 -- w/air horn	E0HZ 13832-A		1
90	CL-CLT900 -- w/Grover air horns	D8HZ 13832-A	R.H.-34" long	1
		D8HZ 13832-B	L.H.-37 1/2" long	1
90	L-LL-LS-LT-LTL-LTS800/900 -- w/Hadley horn option	E7HZ 13832-A	#Rectangular-chromed-L.H. air-22 1/2" o/all length-15" between mounting bracket holes	1
90	LN-LNT600/900 -- w/Hadley horn option			
90	L-LL-LS-LT-LTL-LTS800/900 -- w/Hadley horn option	E7HZ 13832-B	#Rectangular-chromed-R.H. air-28" o/all length-20-1/2" between mounting bracket holes	1
90	LN-LNT600/900 -- w/Hadley horn option			
90	L-LL-LN-LS-LT-LNT-LTL-LTS700/900	E9HZ 13832-A	dual single base trumpet horns-13 3/4" & 16 5/16"	1
90	CL-CLT900			
90	CL-CLT900 -- w/Grover air horns	373387-S	(XX-379) Washer (horn to cab roof) 1/4" sealing	6
13K832 STRAP (HORN CONTROL)				
90	CL-CLT900	D8HZ 13K832-A	Black braided vinyl-use with D8HZ 13910-B	1
90	L-LN-LNT-LT-LTL-LTS800/900			1
13A840 WIRE ASSY. (HORN JUMPER)-Improvise from bulk wiring (14296)				
13853 RELAY and BRACKET ASSY. (HORN)				
90	L-LN-LNT-LT-LTL-LTS600/900 -- w/engine warning system	D6TZ 13853-A	*HB-112	1
90	C-CT800 -- Cat. diesel-MT650			1
13864 CONTACT and SPRING ASSY. (HORN BLOWING)				
90	B-F-FT600/800	C5ZZ 13864-A		2
90	C-CT800			1
90	CL-CLT900			1
90	L-LN-LNT-LT-LTL-LTS600/900			1
13867 INSULATOR (HORN BLOWING CONTACT and SPRING LOWER)				
90	B-F-FT600/800	C5AZ 13867-A	Nylon	2
90	C-CT800			1
90	CL-CLT900			1
90	L-LN-LNT-LT-LTL-LTS600/900			1
13A875 SWITCH ASSY. (HORN BLOW)				
90	All -- w/o air brakes	C9AZ 13A875-B	Use w/vacuum air horns	1
13A888 RESERVOIR ASSY. (AIR HORN)				
90	All -- w/o air brakes	D3AZ 13A888-A	Use w/vacuum air horns	1

1990/
TRUCK SERIES 600/900

YEAR	MODEL/RESTRICTIONS	PART NUMBER	DESCRIPTION	QTY.
13910 VALVE (AIR HORN CONTROL)				
90	C-CT800 -- air brakes	D0HZ 13910-A		1
90	F-FT600/900 -- air brakes			1
90	L-LN-LNT-LT-LTL-LTS 600/900 -- air brakes	E1HZ 13910-A	Includes strap	1
		52726-S13	(U-381)-screw (valve to w/shield header)- No. 8-15 x 1/2"	1
			Screw (valve to L.H.-head lining bow)	1
90	CL-CLT900	D8HZ 13910-B	Less pull strap-use w/D8HZ 13K832-A	1
90	L-LN-LNT-LT-LTL-LTS800/900		(vinyl) strap	1
90	B-F-FT600/800 -- w/dual air horn	E0HZ 13910-A		1
90	CF800	E6HZ 13910-A		1
13A910 VALVE SEAT ASSY. (AIR HORN CONTROL)				
90	L-LN-LNT-LT-LTL-LTS600/900	E4HZ 13A910-A		1
13925 SPACER (HORN MOUNTING)				
90	CL-CLT900	D8HZ 13925-A	Use w/Grover horns	2
13A928 BRACKET (HORN WARNING ACTUATOR)				
90	CL-CLT900	D8HZ 13A928-A		1
90	CL-CLT900	31061-S8	(U-50) Screw (bracket to body)- No. 8-32 x 1/2" fillister head	2
13930 TUBING (AIR HORN)-Improvise from bulk tubing (2269)				
13932 PAD (HORN MOUNTING BRACKET)				
90	CL-CLT900	E6HZ 13932-A		1
90	L-LA-LL-LN-LNT-LTA-LTL-LTS 700/900 -- single base dual trumpet horns			1
90	B-F-FT600/900 -- w/dual air horn	E0HZ 13932-A		1
90	CL-CLT900 -- w/Grover air horns	D8HZ 13932-A	Round-use w/spacer (13925)	4
90	L-LN-LNT-LT-LTL-LTS800/900 -- w/Grover horns			1
90	L-LN-LNT-LT-LTL-LTS800/900 -- w/Grover horns	D8HZ 13932-D		2
90	CL-CLT900 -- w/rectangular air horns	E7HZ 13932-A		2
90	L-LL-LN-LNT-LS-LT-LTL-LTS 600/900 -- w/rectangular air horns			2
13933 PLATE (HORN MOUNTING)				
90	CF600/800	E6HZ 13933-A		1
90	CL-CLT900	D8HZ 13933-A	Front-use w/Grover horn	2
90	CL-CLT900	D8HZ 13933-B	Rear-use (1) w/dual horn (single mount); use (2) w/dual horn (dual mount)	1or2
90	CL-CLT900	E7HZ 13933-A	Front-use w/Hadley horns	2
90	L-LN-LNT-LS-LT-LTL800/900			2
90	CL-CLT900	E7HZ 13933-B	Rear-use w/Hadley horns	2
90	L-LN-LNT-LS-LT-LTL800/900			2
90	CL-CLT900 -- w/rectangular air horns	E7HZ 13933-C	Used as reinforcement	1
90	L-LN-LNT-LS-LT-LTL800/900 -- w/rectangular air horns			AR

1990/
TRUCK SERIES 600/900

YEAR	MODEL/RESTRICTIONS	ENGINE		PART NUMBER	DESCRIPTION	QTY.
		CYL.	C.I.D. (C.C.D.)			
14A003 COVER ASSY. (FUSE JUNCTION PANEL)-Also refer to group 14A076						
90	CF600/800 -- diesel w/o tractor pkg. "From 12/87"	6	402,476	E7HZ 14A003-A		1
				E866032-S	(AY-46-C) retainer (attaches cover to fuse junction panel)	2
				E866054-SW	(AH-5) fastener	2
14N028 SPACER (FUSE BOX MOUNTING)						
90	CF600/700 -- diesel	6	402,476	E6HZ 14N028-A		1
90	CF600/700 -- diesel	6	402,476	E6HZ 14N028-B	Fuse and relay module support to cover	1
14A033 BUS BAR ASSY.						
90	CF600/700 -- w/roof lamp	6	402,476	E6HZ 14A033-A	For roof signal switch	1
14A034 TERMINAL ASSY. (FUSE HOLDER)						
14A035 WIRE ASSY. (IGNITION COIL)-Improvise from bulk wiring (14296)						
14A065 CIRCUIT BREAKER ASSY-refer to group 14526						
14A066 BRACKET (CIRCUIT BREAKER MOUNTING)						
90	C-CT600/900	6&8	All	D5HZ 14A066-A	#D5HA 14A066-AA	1
90	C-CT600/900	6&8	All	20384-S8	(B-43)-bolt (bracket to battery tray or cab frame rear support reinforcement)-1/4"-20 x 1"	2
				33795-S7	(M-49)-nut-1/4"-20	2
				34805-S8	(X-62)-lockwasher-1/4"	2
90	L-LL-LN-LNT-LS-LTS800/900 -- w/fleet instr. panel	6&8	All	E7HZ 14A066-A	Black-located at fuse junction panel	1
14A067 PANEL ASSY. (FUSE JUNCTION)						
90	B-F-FT600/900	6&8	All	E0HZ 14A067-B	#D9ZB 14A068-AB	1
90	B-F-FT600/900	6&8	All	F0HZ 14A067-B	#F0HT 14A067-BA w/o anti lock brakes	1
90	B-F-FT600/900	6&8	All	F0HZ 14A067-C	#F0HT 14A067-CA w/anti lock brakes	1
90	L-LL-LN-LNT-LS-LT-LTL-LTS600/900	6&8	All	E4HZ 14A067-A	Use with "Fleet" or "Full" instrument panel	1
90	CL-CLT900	6&8	All	383255-S	(MM-296-AC)-nut & washer (panel to panel assy.)10-24	23
90	CL-CLT900	6&8	All	383256-S	(MM-296-AE)-nut (panel to panel assy.) 1/4-20	6
90	L-LN-LNT-LT-LTL-LTS600/900	6&8	All	379180-S2	(UU-81-C) Screw (fuse panel and bracket to instrument panel)-No. 10-24 x 2.50"	2
14K067 WIRE ASSY. (TRANSMISSION TRANSFER CASE WARNING LAMP FEED JUMPER)						
90	B600/700 -- diesel	6	All	E7HZ 14K067-B	#E7HT 14K067-BA	1
90	F-FT600/900 -- diesel	6	All	E7HZ 14K067-A	#E7HT 14K067-AA,AB	1
89/	B-F-FT600/900	6	402,474	E9HZ 14K067-A	#E9HT 14K067-AA all w/FTC diesel	1
90	L-LN600/900	6&8	All	E8HZ 14K067-B	#E8HT 14K067-BA-use with "Fleet" or "Full" instr. panel	1
90	L-LL-LN-LNT-LS-LT-LTL-LTS600/900	6&8	All	E8HZ 14K067-X	#E8HT 14K067-AA-XL-use with "Fleet" or "Full" instrument panel	1
14A068 PANEL (FUSE JUNCTION)						
90	CF600/700 -- diesel w/o tractor pkg. "From 12/85"	6	402,476	E6HZ 14A068-B		1
90	CF600/800 -- diesel w/ tractor pkg.	6	402,476	E7HZ 14A068-A		1
90	CF600/700 -- diesel	6	402,476	E866046-S100	(H-54-N) Receptacle-quick release fastener	2
90	CF600/700 -- diesel	6	402,476	E863220-S	(H-161) Strap-wiring hold down	12
14N072 BRACKET-refer to group 14A254						
14K073 WIRE ASSY. (TEMPERATURE SENDER EXTENSION)						
90	B-F-FT600/900	-	All	F0HZ 14K073A	#F0HT 14K073-AA w/Tandem axles, w/air brakes, w/limited slip rear axles	1
90	B-F-FT600/900	-	All	F0HZ 14K073-B	#F0HT 14K073-BA w/air brake w/limited slip rear axle	1

1990/
TRUCK SERIES 600/900

YEAR	MODEL/RESTRICTIONS	ENGINE		PART NUMBER	DESCRIPTION	QTY.
		CYL.	C.I.D. (C.C.D.)			
14K073 WIRE ASSY. (TEMPERATURE SENDER EXTENSION) — Cont'd						
90	LNT-LT-LTL-LTS800/900 -- w/Henderson susp. and walk beam	6&8	All	E7HZ 14K073-A	#E7HT 14K073-AA	1
90	LNT-LT-LTL-LTS900 -- w/Neway susp.	6&8	All	E7HZ 14K073-C	#E7HT 14K073-CA	1
90	LNT-LT-LTL-LTS900 -- w/Henderson susp. and four spring	6&8	All	E7HZ 14K073-D	#E7HT 14K073-DA	1
90	L-LN900 -- w/single axle and axle temp. sender	6&8	All	E7HZ 14K073-B	#E7HT 14K073-BA	1
90	L-LL-LN-LS600/900 -- w/w/o rear axle temp. indicator or w/w/o wheel diff. lock position switch	6&8	All	E8HZ 14K073-B	#E8HT 14K073-BA,BB	1
90	B600/900 -- w/single axle w/locking main diff.	6&8	All	E8HZ 14K073-C	#E8HT 14K073-CA	1
90	L-LN800/900 -- w/single rr axle, w/w/o rr axle temp. gauge, w/w/o locking main diff.	6&8	All	E9HZ 14K073-C	#E9HT 14K073-CA,CB,CC	1
90	LT-LTL-LNT-LTS800/900 -- w/tandem rr axle, w/w/o rr axle temp. gauge, w/w/o locking main diff.	6&8	All	E9HZ 14K073-D	#E9HT 14K073-DA,DD	1
14A076 COVER ASSY. (FUSE JUNCTION BLOCK)—Also refer to group 14A003						
90	CF600/800 -- diesel w/tractor pkg.	6	402,476	E8HZ 14A076-A	Black	1
14088 RELAY (ACCESSORY SAFETY)—refer to group 14677						
14K095 WIRE ASSY. (FAN MOTOR)						
90	CF800 -- diesel w/auto trans oil cooler	6	476	E8HZ 14K095-A	Part of E8HZ 7K177-A kit	1
14A099 SHIELD (WIRING)—Also refer to group 14A177						
90	All -- w/western type outside mirror w/marker lamp	6&8	All	D0HB 14A099-A	R.H.	1
90	All	6&8	All	D4AZ 14A099-A	25 ft. roll-3/4" I.D.	AR
90	All	6&8	All	D4FZ 14A099-B	25 ft. roll-1/4" I.D.	AR
90	All	6&8	All	D4SZ 14A099-F	25 ft. roll-3/8" I.D.	AR
90	C-CT600/900 -- w/air brakes	6&8	All	D5HZ 14A099-A	R.H.—#D5HA 14A099-AA	1
90	C-CT600/900 -- w/hyd. brakes	6&8	All	D5HZ 14A099-B	L.H.—#D5HA 14A177-AA	1
90	C-CT600/900	8	501	E1HZ 14A099-C	Protect back-up lamp switch from heat	1
90	CL-CLT900	6&8	All	D8HZ 14A099-A	#D7HT 14A099-AB	AR
90	CL-CLT900	6&8	All	D8HZ 14A099-B	Connect 14305,14398 and 14405 to firewall	AR
90	CL-CLT900	6&8	All	D8HZ 14A099-C	Used in storage compartment	1
90	CL-CLT900 -- w/R.H. power window	6&8	All	D8HZ 14A099-F	Plastic-mounted in R.H. door	1
90	CL-CLT900 -- w/sleeper	6&8	All	D8HZ 14A099-H	Plastic-rectangular-84 3/8" x 1 1/4" -- protect wiring from mattress supports and bunk rail screws, also used in stowage compt.	AR
90	CL-CLT900 -- w/sleeper	6&8	All	E3HZ 14A099-F	Retains 14401 to dash panel	1
90	CL-CLT900 "From 12/82"	6	893	E3HZ 14A099-D	#E3HT 14A099-DA-retains 14305 wiring above engine valve cover	1
90	CL-CLT900	6	893	E1HZ 14A099-B	#E0HT 14A099-JA-retains wire above valve cover	1
90	B-F-FT600/900	6&8	All	E3HZ 14A099-A	#E3HT 14A099-AA-Black-8" long-attaches 14405 to frame	1
90	B-F600/800 -- w/CM-50 series transmissions	8	501	E0HZ 14A099-B	#E0HT 14A099-GA-attach to trans. to shield wire and back-up lamp switch	1
90	L-LN-LNT-LT800/900	6&8	All	D0HZ 14A099-C	Located on L.H. hood hinge	1
90	LTS-LTL800/900 -- diesel	6&8	All	D0HZ 14A099-D	Located on L.H. frame side member	1
90	L-LN-LNT-LT-LTS-LTL800/900 -- w/air brakes	6&8	All	D5HZ 14A099-C	R.H.—#D5HA 14A099-CA, E4HT 14A099-B-use w/vertical exhaust only-paint to match color	1

1990/
TRUCK SERIES 600/900

YEAR	MODEL/RESTRICTIONS	ENGINE		PART NUMBER	DESCRIPTION	QTY.
		CYL.	C.I.D. (C.C.D.)			
14A099 SHIELD (WIRING)-Also refer to group 14A177 -- Cont'd						
80/84	L-LN-LNT-LT-LTS600/900 -- w/air brakes	6&8	All	D5HZ 14A099-D	R.H.-#D5HA 14A099-BA-use w/o vertical exhaust	1
90	CF600/700 -- diesel	6	402,476	E6HZ 14A099-A	Component part of 14401 wiring	AR
90	CF600/700 -- diesel	6	402,476	E6HZ 14A099-B		1
90	CF600/800 "From 7/87"	6	402,476	E7HZ 14A099-B	Located at instrument panel	1
90	C-CT600/900	6&8	All	40927-S8	(U-262)-screw (shield to dash brace)-1/4"-20 x 1/2"	AR
14A104 WIRING ASSY. (INSTRUMENT CLUSTER)						
90	CL-CLT900 -- w/heated mirrors, w/o pyrometer rr axle temp. or trans. temp. gauges	6&8	All	E9HZ 14A104-A	#E9HT 14A104-AA-R.H.	1
90	CL-CLT900	6&8	All	E9HZ 14A104-B	#E9HT 14A104-BA-L.H.	1
14A157 Refer to group 14529						
14A163 RETAINER (WIRING HARNESS)-If not listed below improvise						
90	F-FT600/800	6&8	All	E0TZ 14A163-C	Retains 14401 to instrument panel	1
90	CL-CLT900	6&8	All	D8HZ 14A163-A	Red-retains wiring in doors	AR
90	B-F-FT600/900	6&8	All	E3HZ 14A163-A	#E3HT 14A004-AA, EDE3HT 14A004-AA-located at dash panel	1
90	F-FT600/900(81)	6&8	All	C3SZ 14A163-B	Retains 14A313 wiring to instrument panel	2
90	C-CT600/900	6&8	All		Retains 13A006 wiring to cab	5
90	C-CT600/900	6&8	All		Attach 13A709 wiring to back window upper frame	2
14A169 CLIP (WIRE RETAINER)-Improvise						
14176 WIRE ASSY. (FUEL GAUGE TANK UNIT GROUND)-Improvise from bulk wiring (14296)						
14A177 SHIELD ASSY. (WIRING)-Also refer to group 14A099						
90	All -- w/western type outside mirror w/marker lamp	6&8	All	D0HB 14A177-A	L.H.	1
90	C-CT600/900	6&8	All	D5HZ 14A177-A	R.H.	1
				31498-S8	(U-253-B)-screw (shield to body front lower pillar reinforcement)-No. 14-10 x 5/8"	2
				44719-S8	(X-17)-flat washer-1/4"	2
14A195 WIRING ASSY. (IGNITION RELAY TO STARTING MOTOR RELAY)-Improvise from bulk wiring (14296)						
14A199 INSULATOR (WIRING)						
90	C-F-L-LN600/800 -- w/single rear axle	6&8	All	E6HZ 14A199-A		3
90	CF600/700 -- diesel	6	402,476			3
14204 NUT (WIRE CONDUIT RETAINER)						
90	CL-CLT900	6&8	All	D8HZ 14204-A	Used with D8HZ 14489-DA,EA,FA bulkhead connectors	AR
90	CL-CLT900	6&8	All	E9HZ 14204-A		AR
14A215 PLATE ASSY. (WIRING SHIELD)						
90	CF600/700 -- diesel	6	402,476	E6HZ 14A215-B	#E5HT 14A215-AA	1
14A217 BRACKET (WIRING SHIELD)-Improvise						
14A219 WIRE ASSY. (ENGINE GAUGE FEED JUMPER)-Improvise from bulk wiring (14296)						
14A254 BRACKET (FUSE PANEL MOUNTING)						
90	L-LL-LN-LNT-LS-LT-LTS800/900 -- w/city delivery instr. panel	6&8	All	E7HZ 14A254-A	#E7HT 14N072-AA	1
14A257 COVER ASSY. (RELAY & CIRCUIT BREAKER)						
90	L-LL-LN-LNT-LS-LT-LTS600/900 -- w/fleet or city del. instr. pnl.	6&8	All	E7HZ 14A257-A	#E7HT 14A396-charcoal	1
90	L-LL-LN-LNT-LS-LT-LTS600/900 -- w/fleet or city del. instr. pnl.	6&8	All	E7HZ 14A257-B	#E7HT 14A396-chestnut	1
14A258 BUS BAR (RELAY TO CIRCUIT BREAKER)-Improvise from brass stripping						

1990/
TRUCK SERIES 600/900

YEAR	MODEL/RESTRICTIONS	ENGINE		PART NUMBER	DESCRIPTION	QTY.	
		CYL.	C.I.D. (C.C.D.)				
14A272 BRACKET (STARTER CABLE SUPPORT) - Improve							
14A284 BRACKET (WIRING CLIP)-If not listed improvise							
90	CL-CLT900	"From 10/79"	6&8	All	E0HZ 14A284-A	#D9HT 14A284-AA	1
90	CL-CLT900		6&8	All	D8HZ 14A284-C	Flat 5 1/4" long-#D7HT 14A284-CA	1
90	CL-CLT900		6&8	All	55916-S2	(U-254-H)-screw-(attach bracket to heater case)- 1/4-14 x 1.25	1
90	CL-CLT900		6&8	All	33770-S2	(M-89-K)-nut (attach 14398 to bracket)- 5/16"-18	2
					56520-S2	(B-319-J)-bolt (attach 14398 to bracket)- 5/16-18 x 3/4"	2
					351635-S8	(GG-143-AA)-clip (attach 14398 to front bumper impact bar)	2
90	L-LL-LN-LNT-LS-LT- LTS600/900 -- (diesel)		6&8	All	E4HZ 14A284-C	#E3HT 14A284-CA, E4HT 14A284-DA	1
90	LL-LTL900 -- diesel		6	893	E8HZ 14A284-A	#E8HT 14A284-AC,AD	1
90	LTL900 -- diesel		6	855	E8HZ 14A284-B	#E8HT 14A284-BA,BC	1
90	L-LN900 -- diesel		6	610			
90	L-LL-LN-LNT-LS-LT- LTL700/900 -- (Ford engine)/ Cummins-w/manual A/C		6&8	All	E8HZ 14A284-C	#E8HT 14A284-CA	

14289 WIRE ASSY. (DASH PANEL TO ENGINE GAUGE FEED)

WIRING MARKING or TAG NUMBER TO SERVICE WIRING PART NUMBER GUIDE

The purpose of this guide is to facilitate the identification of the Service Wiring Part Number. The chart that follows lists the Wiring Markings or Tag Numbers in numerical sequence. For many vehicles the Service Wiring Part Number will be the same as the Wiring Marking or Tag Number. This type of replacement will cause little or no installation problems. However, when the Service Wiring differs from the Wiring Marking or Tag Number it will be necessary to match lead wires and to tape up those lead wires which are not required. This is necessary when the Service Wiring has a more general application than the original wiring installed by the factory. Following this guide chart, Service Wiring Part Numbers are listed by model year and vehicle usage which will permit the identification of replacement wiring when the wiring identification marking or tag number is not known.

IMPORTANT Always furnish appropriate warranty or rating plate information and DSO number if applicable when ordering parts not listed in the catalog.

IDENTIFICATION CHART

Wiring Marking or Tag No.	Service Wiring Part Number	Wiring Marking or Tag No.	Service Wiring Part Number
14289 WIRE ASSY. (DASH PANEL TO ENGINE GAUGE FEED) -- Cont'd			
E5HT 14289-DB	E5HZ 14289-D	E8HT 14289-JB	E8HZ 14289-J
E5HT 14289-EB	E5HZ 14289-E	E8HT 14289-KA	E8HZ 14289-K
E5HT 14289-KA	E4HZ 14289-F	E8HT 14289-LA	E8HZ 14289-L
EDE7HT 14289-AD	E7HZ 14289-A	E8HT 14289-NA	E8HZ 14289-N
E7HT 14289-BB	E7HZ 14289-B	E8HT 14289-RA	E5HZ 14289-D
E7HT 14289-CB	E7HZ 14289-C	E9HT 14289-DA	E9HZ 14289-D
E7HT 14289-EB	E7HZ 14289-E	E9HT 14289-DB	E9HZ 14289-D
E7HT 14289-FB	E7HZ 14289-F	E9HT 14289-EA	E9HZ 14289-E
E7HT 14289-GA	E7HZ 14289-G	E9HT 14289-EB	E9HZ 14289-E
E7HT 14289-HA	E7HZ 14289-H	E9HT 14289-FA	E9HZ 14289-F
E8HT 14289-AA	E8HZ 14289-A	E9HT 14289-FB	E9HZ 14289-F
E8HT 14289-AB	E8HZ 14289-A	E9HT 14289-GA	E9HZ 14289-G
E8HT 14289-BA	E8HZ 14289-B	FOHT 14289-CA	FOHZ 14289-C
E8HT 14289-JA	E8HZ 14289-J	FOHT 14289-DA	FOHZ 14289-D

1990/
TRUCK SERIES 600/900

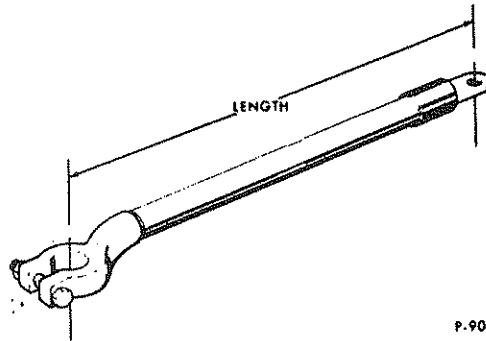
YEAR	MODEL/RESTRICTIONS	ENGINE		PART NUMBER	DESCRIPTION	QTY.
		CYL.	C.I.D. (C.C.D.)			
14289 WIRE ASSY. (DASH PANEL TO ENGINE GAUGE FEED)						
90	B-F-FT600/900 -- diesel	8	636	E7HZ 14289-C		1
90	B-F600/900 -- exc. Calif.	8	370,429	E7HZ 14289-E		1
90	B-F600/900 -- Calif.	8	370,429	E7HZ 14289-F		1
90	B-F600/800 -- FTO diesel	6	402,476	E7HZ 14289-A		1
90	B-F600/800 -- diesel	8	501	E7HZ 14289-B		1
90	B-F600/900 -- w/air brakes & tilt hood-exc. Calif.	6&8	300,370, 429	E8HZ 14289-A	Use with IAR alternator-60 amp.	1
90	B-F600/900 -- w/air brakes & tilt hood-Calif.	6&8	300,370, 429	E8HZ 14289-B	Use with IAR alternator	1
90	B-F600/900 -- diesel	6	401,476	E8HZ 14289-J	Use with IAR alternator-60 amp.	1
90	B-F600/800 -- FNH diesel	6	401,474	FOHZ 14289-C	Use w/75, 90 amp. Motorcraft alt. or 130 amp. Motorola alt.	1
90	B-F600/800 -- gas	8	370,429	E8HZ 14289-N	Use with 40, 75, 90 amp. Motorcraft alt or 130 amp. Motorola alt.	1
90	B-F600/900 -- gas	6&8	All	E9HZ 14289-D	Use w/60 amp. Motorcraft or 90 amp. Leece/Neville alt.	1
90	B-F600/900 -- diesel	6	402,476	E9HZ 14289-E	Use w/75/90 amp. Motorcraft or 130 amp. Motorola alt.	1
90	B-F600/900	6	401,474	FOHZ 14289-D	W/60 amp. Motorcraft alternator	1
90	B-F600/900 -- gas	6&8	All	E9HZ 14289-G	Use w/75/90 amp. Motorcraft alt. or 130 amp. Motorola	1
90	LN-LNT600/900 -- diesel	6	855	E5HZ 14289-D		1
90	L-LT-LTL-LTS800/900 -- 105" BBC diesel	6	855	E5HZ 14289-E		1
90	L-LN-LNT-LT-LTL-LTS800/900 -- 105 BBC w/Cummins L-10 diesel	6	610			1
90	L-LT-LTS900 -- diesel	6	610	E7HZ 14289-G		1
90	LTL900 -- diesel	6	610	E7HZ 14289-H		1
90	L-LL-LN-LNT-LS-LT-LTL-LTS 600/900 -- diesel	6	610	E8HZ 14289-K	Use with IAR alternator	1
90	C-CT600/900 -- gas	6&8	All	40936-S8	(U-265)-screw (wiring to frame rear support) -5/16"-18 x 5/8"	1
90	C-CT600/900	6&8	All	20344-S8	(B-42)-bolt (wiring & clip 357946-S8 to rear frame support)-1/4"-20 x 3/4"	1
90	C-CT900	8	401,477, 534	34807-S8	Bolt (wiring & clip 357946-S8, fuel pump wiring & tachometer cable to rear frame support)	1
				34807-S8	(X-66)-lockwasher-3/8"	1
90	F-FT600/800	8	501	384213-S	(YY-7-E)-strap-(attach wiring to 14305 wiring)	1
90	L-LN-LNT-LT-LTL-LTS800/900 -- diesel	6	610	390550-S36	(WW-97-K) stud 1/4"-20-7/16" x 1.06" hex shoulder-(wiring to alternator)	1
14290 WIRE ASSY. (DASH PANEL TO HEADLAMP JUNCTION)						
90	B-F-FT600/900 -- w/fixd hood	6&8	All	E7HZ 14290-B	#E7HT 14290-BA	1
90	B-F-FT600/900 w/fixd hood Canada	6&8	All	E9HZ 14290-B	#E9HT 14290-BB	1
90	B-F-FT600/900 -- w/tilt hood	6&8	All	E7HZ 14290-A	#E7HT 14290-AB	1
90	B-F-FT600/900 -- w/tilt hood	6&8	All	E8HZ 14290-F	#E8HT 14290-FA	1
90	B-F-FT600/900 w/tilt hood Canada	6&8	All	E9HZ 14290-A	#E9HT 14290-AB	1
90	L-LN-LNT-LT600/900	6&8	All	D4HZ 14290-A	#D3EB 14290-AB, D3HB 14290-AB	1
90	LTS800/900	6&8	All	D4HZ 14290-B	#D3HB 14290-BB	1
90	LL-LTL900	6&8	All	E1HZ 14290-A	#E1HT 14290-AB,AC	1
90	LL-LTL900	6&8	All	E8HZ 14290-C	#E8HT 14290-CB	1
90	L-LN-LNT-LNT600/900	6&8	All	E9HZ 14290-K	#E9HT 14290-KA	1
90	L-LT-LTL-LTS-LTA800/900	6&8	All	E9HZ 14290-L	#E9HT 14290-LA	1
14294 WIRE TERMINAL KIT						
90	All	6&8	All	C4AZ 14294-A		AR

1990/
TRUCK SERIES 600/900

YEAR	MODEL/RESTRICTIONS	ENGINE		PART NUMBER	DESCRIPTION	QTY.
		CYL.	C.I.D. (C.C.D.)			
14294 TERMINAL (ELECTRIC WIRING SOLDERLESS CRIMP ON TYPE)-Also refer to group 14474						
90	All	6&8	All	B9A 14294-A	Eyelet-No. 10 stud-for No. 16, 18, 20 & 22 gauge wire	AR
				B9A 14294-B	*WT-5530-eyelet-No. 6 stud-for No. 14 & 16 gauge wire	AR
				B9A 14294-C	Eyelet-No. 10 stud-for No. 14 & 16 gauge wire	AR
				B9A 14294-D	Eyelet-1/4" stud-for No. 14 & 16 gauge wire	AR
				B9A 14294-F	Eyelet-No. 10 stud-for No. 10 & 12 gauge wire	AR
				B9A 14294-G	Eyelet-1/4" stud-for No. 10 & 12 gauge wire	AR
				B9A 14294-H	Eyelet-3/8" stud-for No. 10 & 12 gauge wire	AR
				B9A 14294-J	Snap-on-male-for No. 14, 16 & 18 gauge wire	AR
				B9A 14294-K	Bullet type (non-insulated bullet)-for No. 14, 16 & 18 gauge wire	AR
				B9A 14294-L	Snap-on-female-for No. 14, 16 & 18 gauge wire	AR
				B9A 14294-M	Bullet type (insulated bullet)-for No. 14 & 16 gauge wire	AR
				C5AZ 14294-A	Eyelet-No. 10 stud-for No. 8 gauge wire	AR
				C5AZ 14294-B	Bullet type (insulated bullet)-for No. 14 & 16 gauge wire	AR
				C5AZ 14294-C	Faston tab-for No. 14 or 16 gauge wire	AR
				C5ZZ 14294-A	Eyelet-1/2" stud-for No. 14, 16 & 18 gauge wire	AR
				D4HZ 14294-A	Eyelet-37/64" stud-for No. 8 gauge wire	AR
90	CF600/700 -- diesel	6	402,476	E6HZ 14294-A	Eyelet-Ø10.5 MM	1
				E6HZ 14294-B	Eyelet-Ø13.0 MM	1
14296 WIRE-Also refer to group 12286						
90	All	6&8	All	B3A 14296-B	Wire-8 gauge-50 ft. spool	AR
				B6A 14296-A	*512-B-primary-12 gauge-100 ft. spool	AR
				B6A 14296-B	*514-B-primary-14 gauge-100 ft. spool	AR
				B6A 14296-C	*516-B-primary-16 gauge-100 ft. spool	AR
				8A 14296-B	High tension-16 gauge-100 ft. spool	AR
14A297 GASKET (WIRING CONNECTOR)						
90	CF600/700 -- diesel	6	402,476	E6HZ 14A297-B		1
14A298 BRACKET (JUNCTION BLOCK)-If not listed below improvise						
90	B-F600/800 (84)	6&8	All	E2HZ 14A298-A	#E1HT 14A298-AA	1

1990/ TRUCK SERIES 600/900

14300 CABLE ASSY. (BATTERY UNIVERSAL TYPE)



Battery cable terminals (battery end) are universal and may be used on either the positive or negative battery post. Battery cable length is determined by distance between hole centers.

SIZE CHART															
LENGTH (INCHES)	WIRE GAUGE	IDENTIFICATION		SERVICE PART NUMBER		MOTORCRAFT NUMBER		LENGTH (INCHES)	WIRE GAUGE	IDENTIFICATION		SERVICE PART NUMBER		MOTORCRAFT NUMBER	
10	4	D1PF	14300-AGA	D1PZ	14300-AG	*WC-8118		27	1	D1PF	14300-RA	D1PZ	14300-R	*WC-6271	
10	6	D1PF	14300-AA	D1PZ	14300-A	*7106		30	4	D1PF	14300-HA	D1PZ	14300-H	*7304	
12.50	1	D1PF	14300-MA	D1PZ	14300-M	*6121		34	1	D1PF	14300-SA	D1PZ	14300-S	*6341	
13	4	D1PF	14300-DA	D1PZ	14300-D	*7134		40	1	D1PF	14300-TA	D1PZ	14300-T	*6401	
16	4	D1PF	14300-EA	D1PZ	14300-E	*7164		48	4	D1PF	14300-KA	D1PZ	14300-K	*7484	
16.50	1	D1PF	14300-NA	D1PZ	14300-N	*6161		53	4	D1PF	14300-ADA	D1PZ	14300-AB	*7534	
19	4	D1PF	14300-FA	D1PZ	14300-F	*7194		53	1	D1PF	14300-UA	D1PZ	14300-U	*6531	
21	1	D1PF	14300-PA	D1PZ	14300-P	*6211		65	1	D1PF	14300-VA	D1PZ	14300-V	*6651	
23	4	D1PF	14300-GA	D1PZ	14300-G	*7234		75	1	D1PF	14300-XA	D1PZ	14300-X	*6751	

BATTERY CABLE IDENTIFICATION CHART

IDENTIFICATION	PART NUMBER	MOTORCRAFT NO.	IDENTIFICATION	PART NUMBER	MOTORCRAFT NO.
----------------	-------------	----------------	----------------	-------------	----------------

14300-1 CABLE ASSY. (BATTERY)

The following chart will provide quick identification of the service part numbers when the identification marking is known. Also battery cables may be selected by model, year and description under group number 14300 which follows the chart.

D1PF 14300-DA	D1PZ 14300-D	*7134	D5HF 14300-EA	D1HZ 14300-G	*WC-8078-A
D1PF 14300-FA	D1PZ 14300-F	*7194	D5HF 14300-FA	D0HZ 14300-BC	*WC-8079
D1PF 14300-GA	D1PZ 14300-G	*7234	D5HF 14300-GA	D5HZ 14300-G	*WC-8307
D1PF 14300-KA	D1PZ 14300-K	*7484	D5HF 14300-HA	D1HZ 14300-G	*WC-8078-A
D1PF 14300-ACA	D1PZ 14300-AD	*7424	D5HF 14300-JA	D0HZ 14300-BC	*WC-8079
D2HF 14300-BJA	D1HZ 14300-G	*WC-8078-A	D5HF 14300-KA	D5HZ 14300-K	*WC-8308
D2HF 14300-BKA	D0HZ 14300-BC	*WC-8079	D6HS 14300-CKA	D1PZ 14300-K	*7484
D2HF 14300-BLA	D0HZ 14300-BC	*WC-8079	D7HT 14300-AB	D8HZ 14300-A	*WC-8364
D2HF 14300-BMA	D1HZ 14300-G	*WC-8078-A	D7HT 14300-DB	D8HZ 14300-D	*WC-8366
D2HF 14300-BNA	D1HZ 14300-G	*WC-8078-A	D7HT 14300-FC	D9HZ 14300-CD	*WC-8368-A
D2TF 14300-BA	D1PZ 14300-K	*7484	D7HT 14300-FD	D9HZ 14300-CD	*WC-8368-A
D2TF 14300-KA	D1HZ 14300-G	*WC-8078-A	D7HT 14300-GB	D8HZ 14300-G	*WC-8369
D3HF 14300-ANA	D1PZ 14300-K	*7484	D7HT 14300-HB	D8HZ 14300-H	*WC-8370
D4HF 14300-SA	D1HZ 14300-G	*WC-8078-A	D7HT 14300-RB	D8HZ 14300-R	*WC-8374
D5HF 14300-AA	D1PZ 14300-K	*7484	D7HT 14300-SB	D8HZ 14300-S	*WC-8375
D5HF 14300-DA	D5HZ 14300-K	*WC-8308	D7HT 14300-TA	D8HZ 14300-T	*WC-8389

1990/
TRUCK SERIES 600/900

BATTERY CABLE IDENTIFICATION CHART

IDENTIFICATION		PART NUMBER		MOTORCRAFT NO.		IDENTIFICATION		PART NUMBER		MOTORCRAFT NO.	
14300-1 CABLE ASSY. (BATTERY) — Cont'd											
D7HT	14300-VA	D8HZ	14300-X	*WC-8399		D9HT	14300-ARC	D9HZ	14300-AM	*WC-8419	
D7HT	14300-YA	D9HZ	14300-AU	*WC-8398		D9HT	14300-ASA	D9HZ	14300-AY	*WC-8418	
D7HT	14300-ZA	D8HZ	14300-Z	*WC-8397		D9HT	14300-ASB	D9HZ	14300-AY	*WC-8418	
D9HT	14300-CA	D1PZ	14300-F	*7194		D9HT	14300-ATA	D9HZ	14300-AT	*WC-8422	
D9HT	14300-DA	D1PZ	14300-K	*7484		D9HT	14300-ATB	D9HZ	14300-AT	*WC-8422	
D9HT	14300-EA	D9HZ	14300-A	*WC-8402		D9HT	14300-AUA	D9HZ	14300-AU	*WC-8436	
D9HT	14300-GA	E1HZ	14300-C	*WC-8492		D9HT	14300-AUB	D9HZ	14300-AU	*WC-8436	
D9HT	14300-GB	E1HZ	14300-C	*WC-8492		D9HT	14300-AVA	D9HZ	14300-S	*WC-8439	
D9HT	14300-HB	D9HZ	14300-AA	*WC-8432		D9HT	14300-AVB	D9HZ	14300-S	*WC-8439	
D9HT	14300-JA	D9HZ	14300-J	*WC-8427		D9HT	14300-AYA	D9HZ	14300-AY	*WC-8418	
D9HT	14300-JB	D9HZ	14300-J	*WC-8427		D9HT	14300-AYB	D9HZ	14300-AY	*WC-8418	
D9HT	14300-KB	D9HZ	14300-K	*WC-8434		D9HT	14300-AZA	D9HZ	14300-AZ	*WC-8435	
D9HT	14300-LA	D9HZ	14300-L	*WC-8413		D9HT	14300-AZB	D9HZ	14300-AZ	*WC-8435	
D9HT	14300-LB	D9HZ	14300-L	*WC-8413		D9HT	14300-AZC	D9HZ	14300-AZ	*WC-8435	
D9HT	14300-MA	D9HZ	14300-M	*WC-8425		D9HT	14300-BAA	D9HZ	14300-AZ	*WC-8435	
D9HT	14300-MB	D9HZ	14300-M	*WC-8425		D9HT	14300-BAB	D9HZ	14300-AZ	*WC-8435	
D9HT	14300-NA	D9HZ	14300-N	*WC-8424		D9HT	14300-BBA	D9HZ	14300-BB	*WC-8421	
D9HT	14300-NB	D9HZ	14300-N	*WC-8424		D9HT	14300-BBB	D9HZ	14300-BB	*WC-8421	
D9HT	14300-NC	D9HZ	14300-N	*WC-8424		D9HT	14300-BCA	D9HZ	14300-BC	*WC-8420	
D9HT	14300-RA	D9HZ	14300-R	*WC-8412		D9HT	14300-BCB	D9HZ	14300-BC	*WC-8420	
D9HT	14300-RB	D9HZ	14300-R	*WC-8412		D9HT	14300-BDA	D9HZ	14300-BB	*WC-8421	
D9HT	14300-RC	D9HZ	14300-R	*WC-8412		D9HT	14300-BDB	D9HZ	14300-BB	*WC-8421	
D9HT	14300-SA	D9HZ	14300-S	*WC-8439		D9HT	14300-BDC	D9HZ	14300-BB	*WC-8421	
D9HT	14300-SB	D9HZ	14300-S	*WC-8439		D9HT	14300-BEA	D9HZ	14300-BC	*WC-8420	
D9HT	14300-TB	D9HZ	14300-T	*WC-8423		D9HT	14300-BEB	D9HZ	14300-BC	*WC-8420	
D9HT	14300-UA	D9HZ	14300-U	*WC-8415		D9HT	14300-BFA	D9HZ	14300-BB	*WC-8421	
D9HT	14300-UB	D9HZ	14300-U	*WC-8415		D9HT	14300-BFB	D9HZ	14300-BB	*WC-8421	
D9HT	14300-VA	D9HZ	14300-AZ	*WC-8435		D9HT	14300-BGA	D9HZ	14300-BG	*WC-8416	
D9HT	14300-VB	D9HZ	14300-AZ	*WC-8435		D9HT	14300-BGB	D9HZ	14300-BG	*WC-8416	
D9HT	14300-YA	D9HZ	14300-Y	*WC-8433		D9HT	14300-BHA	D9HZ	14300-AG	*WC-8417	
D9HT	14300-YB	D9HZ	14300-Y	*WC-8433		D9HT	14300-BHB	D9HZ	14300-AG	*WC-8417	
D9HT	14300-ZA	D9HZ	14300-BB	*WC-8421		D9HT	14300-BJA	D9HZ	14300-BJ	*WC-8411	
D9HT	14300-ZB	D9HZ	14300-BB	*WC-8421		D9HT	14300-BJB	D9HZ	14300-BJ	*WC-8411	
D9HT	14300-AAB	D9HZ	14300-AA	*WC-8432		D9HT	14300-BKA	D9HZ	14300-BK	*WC-8410	
D9HT	14300-ABB	D9HZ	14300-K	*WC-8434		D9HT	14300-BKB	D9HZ	14300-BK	*WC-8410	
D9HT	14300-ACA	D9HZ	14300-AM	*WC-8419		D9HT	14300-BLA	D9HZ	14300-BL	*WC-8431	
D9HT	14300-ACB	D9HZ	14300-AM	*WC-8419		D9HT	14300-BLB	D9HZ	14300-BL	*WC-8431	
D9HT	14300-ADB	D9HZ	14300-K	*WC-8434		D9HT	14300-BMA	D9HZ	14300-BN	*WC-8426	
D9HT	14300-AEA	D9HZ	14300-AE	*WC-8414		D9HT	14300-BMB	D9HZ	14300-BN	*WC-8426	
D9HT	14300-AEB	D9HZ	14300-AE	*WC-8414		D9HT	14300-BNA	D9HZ	14300-BN	*WC-8426	
D9HT	14300-AFA	D9HZ	14300-AM	*WC-8419		D9HT	14300-BNB	D9HZ	14300-BN	*WC-8426	
D9HT	14300-AFB	D9HZ	14300-AM	*WC-8419		D9HT	14300-BRA	D9HZ	14300-J	*WC-8427	
D9HT	14300-AGA	D9HZ	14300-AG	*WC-8417		D9HT	14300-BRB	D9HZ	14300-J	*WC-8427	
D9HT	14300-AGB	D9HZ	14300-AG	*WC-8417		D9HT	14300-BSA	D9HZ	14300-BT	*WC-8429	
D9HT	14300-AHA	D9HZ	14300-AT	*WC-8422		D9HT	14300-BSB	D9HZ	14300-BT	*WC-8429	
D9HT	14300-AHB	D9HZ	14300-AT	*WC-8422		D9HT	14300-BTA	D9HZ	14300-BT	*WC-8429	
D9HT	14300-AJA	D9HZ	14300-L	*WC-8413		D9HT	14300-BTB	D9HZ	14300-BT	*WC-8429	
D9HT	14300-AJB	D9HZ	14300-L	*WC-8413		D9HT	14300-BUA	D9HZ	14300-BU	*WC-8430	
D9HT	14300-AKA	D9HZ	14300-AE	*WC-8414		D9HT	14300-BUB	D9HZ	14300-BU	*WC-8430	
D9HT	14300-AKB	D9HZ	14300-AE	*WC-8414		D9HT	14300-BVA	D9HZ	14300-BY	*WC-8437	
D9HT	14300-ALA	D9HZ	14300-Y	*WC-8433		D9HT	14300-BVB	D9HZ	14300-BY	*WC-8437	
D9HT	14300-ALB	D9HZ	14300-Y	*WC-8433		D9HT	14300-BYA	D9HZ	14300-BY	*WC-8437	
D9HT	14300-AMA	D9HZ	14300-AM	*WC-8419		D9HT	14300-BYB	D9HZ	14300-BY	*WC-8437	
D9HT	14300-AMB	D9HZ	14300-AM	*WC-8419		D9HT	14300-BZA	D9HZ	14300-CA	*WC-8438	
D9HT	14300-ANA	D9HZ	14300-AU	*WC-8436		D9HT	14300-BZB	D9HZ	14300-CA	*WC-8438	
D9HT	14300-ANB	D9HZ	14300-AU	*WC-8436		D9HT	14300-CAA	D9HZ	14300-CA	*WC-8438	
D9HT	14300-ARA	D9HZ	14300-AM	*WC-8419		D9HT	14300-CAB	D9HZ	14300-CA	*WC-8438	
D9HT	14300-ARB	D9HZ	14300-AM	*WC-8419		D9HT	14300-CBA	D1PZ	14300-R	*WC-6271	

1990/
TRUCK SERIES 600/900

BATTERY CABLE IDENTIFICATION CHART

IDENTIFICATION	PART NUMBER	MOTORCRAFT NO.	IDENTIFICATION	PART NUMBER	MOTORCRAFT NO.
14300-1 CABLE ASSY. (BATTERY) — Cont'd					
D9HT 14300-CCA	D9HZ 14300-CC	*WC-8367-A	E2HT 14300-AGA	E2HZ 14300-AG	*WC-9296
D9HT 14300-CCB	D9HZ 14300-CC	*WC-8367-A	E2HT 14300-AHA	D9HZ 14300-BK	*WC-8410
D9HT 14300-CDA	D9HZ 14300-CD	*WC-8368-A	E2HT 14300-AJA	D9HZ 14300-BJ	*WC-8411
D9HT 14300-CDB	D9HZ 14300-CD	*WC-8368-A	E2HT 14300-AA0300	D8HZ 14300-R	*WC-8374
D9HT 14300-CEA	D1PZ 14300-K	*7484	E2HT 14300-AA0430	D8HZ 14300-T	*WC-8389
D9HT 14300-CFA	D1HZ 14300-G	*WC-8078-A	E2HT 14300-AA0570	D8HZ 14300-S	*WC-8375
D9HT 14300-CGA	D5HZ 14300-G	*WC-8307	E2HT 14300-AA0640	D8HZ 14300-D	*WC-8366
D9HT 14300-CHA	D8HZ 14300-A	*WC-8364	E2HT 14300-AA0660	D8HZ 14300-Z	*WC-8397
D9HT 14300-CJA	D8HZ 14300-D	*WC-8366	E2HT 14300-AA1010	D9HZ 14300-BY	*WC-8437
D9HT 14300-CKA	D8HZ 14300-G	*WC-8369	E2HT 14300-AA1130	D9HZ 14300-BY	*WC-8437
D9HT 14300-CLA	D8HZ 14300-H	*WC-8370	E2HT 14300-AA1190	D9HZ 14300-S	*WC-8439
D9HT 14300-CMA	D8HZ 14300-R	*WC-8374	E2HT 14300-AA1240	D9HZ 14300-S	*WC-8439
D9HT 14300-CNA	D8HZ 14300-S	*WC-8375	E2HT 14300-AA1340	D9HZ 14300-CA	*WC-8438
D9HT 14300-CRA	D8HZ 14300-T	*WC-8389	E2HT 14300-FA0270	D9HZ 14300-CD	*WC-8368-A
D9HT 14300-CSA	D8HZ 14300-X	*WC-8399	E2HT 14300-FA0340	D9HZ 14300-CC	*WC-8367-A
D9HT 14300-CTA	D8HZ 14300-Z	*WC-8397	E2HT 14300-FA0350	D9HZ 14300-CC	*WC-8367-A
E0HT 14300-AB	E0HZ 14300-A	*WC-8481	E2HT 14300-FA0470	D9HZ 14300-AT	*WC-8422
E0HT 14300-AC	E0HZ 14300-A	*WC-8481	E2HT 14300-FA0570	D9HZ 14300-AT	*WC-8422
E0HT 14300-BB	E0HZ 14300-B	*WC-8482	E2HT 14300-FA0660	D9HZ 14300-BC	*WC-8420
E0HT 14300-BC	E0HZ 14300-B	*WC-8482	E2HT 14300-FA0720	D9HZ 14300-BC	*WC-8420
E0HT 14300-CB	E0HZ 14300-C	*WC-8483	E2HT 14300-FA0790	D9HZ 14300-BB	*WC-8421
E0HT 14300-CC	E0HZ 14300-C	*WC-8483	E2HT 14300-FA0850	D9HZ 14300-BB	*WC-8421
E0HT 14300-FA	D5HZ 14300-G	*WC-8307	E2HT 14300-FA0900	D9HZ 14300-BB	*WC-8421
E0HT 14300-FB	E0HZ 14300-F	*WC-8489	E2HT 14300-FA0960	D9HZ 14300-BB	*WC-8421
E0HT 14300-GA	D1PZ 14300-F	*7194	E2HT 14300-FA1090	E2HZ 14300-B	*WC-8513
E0HT 14300-HA	E0HZ 14300-H	*WC-8491	E2HT 14300-FA1200	E2HZ 14300-D	*WC-8515
E0HT 14300-JA	E0HZ 14300-K	*WC-8490	E2HT 14300-FA1300	E2HZ 14300-D	*WC-8515
E0HT 14300-KA	E0HZ 14300-K	*WC-8490	E2HT 14300-GA0610	D9HZ 14300-AY	*WC-8418
E0HT 14300-LA	E0HZ 14300-F	*WC-8489	E2HT 14300-GA0710	D9HZ 14300-AY	*WC-8418
E0HT 14300-MA	D5HZ 14300-G	*WC-8307	E2HT 14300-GA0800	D9HZ 14300-AG	*WC-8417
E0HT 14300-NA	D0HZ 14300-BC	*WC-8079	E2HT 14300-GA0860	D9HZ 14300-AG	*WC-8417
E0HT 14300-RA	D0HZ 14300-BC	*WC-8079	E2HT 14300-GA0930	D9HZ 14300-AM	*WC-8419
E0HT 14300-TA	D5HZ 14300-G	*WC-8307	E2HT 14300-GA0990	D9HZ 14300-AM	*WC-8419
E0HT 14300-UA	D9HZ 14300-BJ	*WC-8411	E2HT 14300-GA1040	D9HZ 14300-AM	*WC-8419
E0HT 14300-VA	D9HZ 14300-BK	*WC-8410	E2HT 14300-GA1100	D9HZ 14300-AM	*WC-8419
E1HT 14300-CA	E1HZ 14300-C	*WC-8492	E3HT 14300-CB	E3HZ 14300-C	*WC-8526
E1HT 14300-BA	D8HZ 14300-S	*WC-8388	E3HT 14300-DB	E3HZ 14300-D	*WC-8528
E1HT 14300-DA	E1HZ 14300-D	*WC-8493	E3HT 14300-GA	D1PZ 14300-AG	*WC-8118
E1HT 14300-EA	E1HZ 14300-C	*WC-8492	E3HT 14300-HA	D9HZ 14300-BJ	*WC-8411
E1HT 14300-FA	E1HZ 14300-D	*WC-8493	E3HT 14300-JA	D9HZ 14300-BK	*WC-8410
E1HT 14300-LA	D9HZ 14300-BK	*WC-8410	E3HT 14300-KA0300	D8HZ 14300-R	*WC-8374
E1HT 14300-MA	D9HZ 14300-BJ	*WC-8411	E3HT 14300-KA0430	D8HZ 14300-T	*WC-8389
E1HT 14300-NA	D9HZ 14300-N	*WC-8424	E3HT 14300-KA0570	D8HZ 14300-S	*WC-8375
E1HT 14300-RA	D9HZ 14300-R	*WC-8412	E3HT 14300-KA0640	D8HZ 14300-D	*WC-8366
E1HT 14300-SA	D1PZ 14300-F	*7194	E3HT 14300-KA0660	D8HZ 14300-Z	*WC-8397
E2HT 14300-NA	E2HZ 14300-A	*WC-8512	E3HT 14300-KA1010	D9HZ 14300-BY	*WC-8437
E2HT 14300-RA	D9HZ 14300-CC	*WC-8367-A	E3HT 14300-KA1130	D9HZ 14300-BY	*WC-8437
E2HT 14300-SA	E2HZ 14300-D	*WC-8515	E3HT 14300-KA1190	D9HZ 14300-S	*WC-8439
E2HT 14300-TA	E2HZ 14300-B	*WC-8513	E3HT 14300-KA1240	D9HZ 14300-S	*WC-8439
E2HT 14300-UA	E2HZ 14300-C	*WC-8514	E3HT 14300-KA1340	D9HZ 14300-CA	*WC-8438
E2HT 14300-VA	E2HZ 14300-D	*WC-8515	E4HT 14300-AA	D9HZ 14300-AZ	*WC-8435
E2HT 14300-YA	D9HZ 14300-J	*WC-8427	E4HT 14300-BA	D9HZ 14300-BK	*WC-8410
E2HT 14300-ZA	D9HZ 14300-L	*WC-8413	E4HT 14300-CA	D9HZ 14300-BJ	*WC-8411
E2HT 14300-AAA	E0HZ 14300-A	*WC-8481	E5HT 14300-BA	E6HZ 14300-B	*WC-8625
E2HT 14300-ABA	E0HZ 14300-B	*WC-8482	E5HT 14300-CA	E6HZ 14300-C	*WC-8622
E2HT 14300-ACA	E0HZ 14300-C	*WC-8483	E5HT 14300-DA	D1PZ 14300-F	*7194
E2HT 14300-ADA	E2HZ 14300-AD	*WC-9295	E5HT 14300-EA	E5HZ 14300-E	*WC-8610
E2HT 14300-AEA	E1HZ 14300-C	*WC-8492	E5HT 14300-FA	E5HZ 14300-F	*WC-8611
E2HT 14300-AFA	E1HZ 14300-D	*WC-8493	E5HT 14300-GA	E5HZ 14300-G	*WC-8612

JULY, 1989

COPYRIGHT © 1989—

FORD MOTOR

—DEARBORN, MICHIGAN

COMPANY

NEW ISSUE

1990/
TRUCK SERIES 600/900

BATTERY CABLE IDENTIFICATION CHART

IDENTIFICATION	PART NUMBER	MOTORCRAFT NO.	IDENTIFICATION	PART NUMBER	MOTORCRAFT NO.
14300-1 CABLE ASSY. (BATTERY) — Cont'd					
E5HT 14300-HB	E5HZ 14300-H	*WC-8613	EDD9HT 14300-BNA	D9HZ 14300-BN	*WC-8426
E5HT 14300-JA	E6HZ 14300-C		EDD9HT 14300-BRA	D9HZ 14300-J	*WC-8427
E5HT 14300-KA	E6HZ 14300-B		EDD9HT 14300-BSA	D9HZ 14300-BT	*WC-8429
E6HT 14300-HA	E5HZ 14300-G		EDD9HT 14300-BTA	D9HZ 14300-BT	*WC-8429
E7HT 14300-AA	E7HZ 14300-A		EDD9HT 14300-BUA	D9HZ 14300-BU	*WC-8430
E7HT 14300-BA	E7HZ 14300-B		EDD9HT 14300-CCA	D9HZ 14300-CC	*WC-8367-A
E7HT 14300-CA	E7HZ 14300-C		EDD9HT 14300-CDA	D9HZ 14300-CD	*WC-8368-A
E7HT 14300-DA	E7HZ 14300-D		EDEOHT 14300-AB	E0HZ 14300-A	*WC-8481
E7HT 14300-EA	E7HZ 14300-E		EDEOHT 14300-BB	E0HZ 14300-B	*WC-8482
E7HT 14300-FA	E7HZ 14300-F		EDEOHT 14300-CB	E0HZ 14300-C	*WC-8483
E7HT 14300-HA	E7HZ 14300-H		EDE2HT 14300-AHA	D9HZ 14300-BJ	*WC-8411
E7HT 14300-JA	E7HZ 14300-J		EDE2HT 14300-AJA	D9HZ 14300-BJ	*WC-8411
E7HT 14300-KA	E7HZ 14300-K		EDE3HT 14300-AH	D9HZ 14300-BK	*WC-8410
E7HT 14300-LA	E7HZ 14300-D	*WC-8639	EDE3HT 14300-AJ	D9HZ 14300-BK	*WC-8410
E7HT 14300-MA	E7HZ 14300-M	*WC-8745	D2HF 14301-BEA	D1PZ 14300-D	*7134
E7HT 14300-NA	E7HZ 14300-N	*WC-8746	D2HF 14301-BJA	D0HZ 14301-BC	*WC-8085
E7HT 14300-RA	E7HZ 14300-R	*WC-8747	D2TF 14301-CA	D1PZ 14300-J	*7414
E7HT 14300-TA	E7HZ 14300-T	*WC-8748	D2TF 14301-EA	D1PZ 14300-J	*7414
E7HT 14300-UA	E7HZ 14300-U	*WC-8749	D2TF 14301-GA	D1PZ 14300-D	*7134
E7HT 14300-VA	E7HZ 14300-V	*WC-8750	D2TF 14301-HA	D1PZ 14300-D	*7134
E7HT 14300-YA127	E7HZ 14300-W	*WC-8752	D7HT 14301-AB	D8HZ 14301-A	*WC-8376
E7HT 14300-YA138	E7HZ 14300-X	*WC-8753	D7HT 14301-AC	D8HZ 14301-A	*WC-8376
E7HT 14300-YA156	E7HZ 14300-Y	*WC-8754	D7HT 14301-BB	D8HZ 14301-B	*WC-8377
E7HT 14300-BAA	E7HZ 14300-BA	*WC-8759A	D7HT 14301-BC	D8HZ 14301-B	*WC-8377
E7HT 14300-CAA	E7HZ 14300-CA	*WC-8760	D7HT 14301-DB	D8HZ 14301-D	*WC-8378
E7HT 14300-DAA	E7HZ 14300-DA	*WC-8761	D7HT 14301-DC	D8HZ 14301-D	*WC-8378
E7HT 14300-EAA	E7HZ 14300-EA	*WC-8762	D7HT 14301-EB	D8HZ 14301-E	*WC-8379
E8HT 14300-AA	E8HZ 14300-A	*WC-8779	D7HT 14301-EC	D8HZ 14301-E	*WC-8379
E8HT 14300-BA	E8HZ 14300-B	*WC-8780	D7HT 14301-GC	D9HZ 14301-BT	*WC-8381-A
E8HT 14300-JA	E8HZ 14300-J	*WC-8853	D7HT 14301-GD	D9HZ 14301-BT	*WC-8381-A
87HU 14300-BA	E8HZ 14300-FA	*WC-8789	D7HT 14301-GE	D9HZ 14301-BT	*WC-8381-A
87HU 14300-CA	E7HZ 14300-GA	*WC-8790	D7HT 14301-HC	D8HZ 14301-H	*WC-8382
87HU 14300-DA	E7HZ 14300-HA		D7HT 14301-JB	D8HZ 14301-J	*WC-8383
EDD4HF 14300-ACA	D4HZ 14300-AC	*WC-8273	D7HT 14301-JC	D8HZ 14301-J	*WC-8383
EDD4HF 14300-ADA	D4HZ 14300-AC	*WC-8273	D7HT 14301-LB	D8HZ 14301-L	*WC-8384
EDD9HT 14300-CA	D1PZ 14300-F	*7194	D7HT 14301-LC	D8HZ 14301-L	*WC-8384
EDD9HT 14300-GA	E1HZ 14300-C	*WC-8492	D7HT 14301-MB	D9HZ 14301-AU	*WC-8385
EDD9HT 14300-JA	D9HZ 14300-J	*WC-8427	D7HT 14301-MC	D9HZ 14301-AU	*WC-8385
EDD9HT 14300-MA	D9HZ 14300-M	*WC-8425	D7HT 14301-RB	D8HZ 14301-R	*WC-8387
EDD9HT 14300-NA	D9HZ 14300-N	*WC-8424	D7HT 14301-RC	D8HZ 14301-R	*WC-8387
EDD9HT 14300-NB	D9HZ 14300-N	*WC-8424	D7HT 14301-SB	D8HZ 14301-S	*WC-8388
EDD9HT 14300-RA	D9HZ 14300-R	*WC-8412	D7HT 14301-SC	D8HZ 14301-S	*WC-8388
EDD9HT 14300-UA	D9HZ 14300-U	*WC-8415	D7HT 14301-UA	D8HZ 14301-U	*WC-8400
EDD9HT 14300-VA	D9HZ 14300-AZ	*WC-8435	D7HT 14301-UB	D8HZ 14301-U	*WC-8400
EDD9HT 14300-YA	D9HZ 14300-Y	*WC-8433	D7HT 14301-VA	D9HZ 14301-AZ	*WC-8401
EDD9HT 14300-AEA	D9HZ 14300-AE	*WC-8414	D7HT 14301-VB	D9HZ 14301-AZ	*WC-8401
EDD9HT 14300-AED	D9HZ 14300-AE	*WE-8414	D9HT 14301-DA	D9HZ 14301-AR	*WC-8454
EDD9HT 14300-AJA	D9HZ 14300-L	*WC-8413	D9HT 14301-DB	D9HZ 14301-AR	*WC-8454
EDD9HT 14300-AKA	D9HZ 14300-AE	*WC-8414	D9HT 14301-EA	D9HZ 14301-N	*WC-8446
EDD9HT 14300-ALA	D9HZ 14300-Y	*WC-8433	D9HT 14301-EB	D9HZ 14301-N	*WC-8446
EDD9HT 14300-ANA	D9HZ 14300-AU	*WC-8436	D9HT 14301-FA	D9HZ 14301-F	*WC-8457
EDD9HT 14300-AUA	D9HZ 14300-AU	*WC-8436	D9HT 14301-FB	D9HZ 14301-F	*WC-8457
EDD9HT 14300-ATA	D9HZ 14300-AT	*WC-8422	D9HT 14301-HA	D9HZ 14301-H	*WC-8461
EDD9HT 14300-AZA	D9HZ 14300-AZ	*WC-8435	D9HT 14301-HB	D9HZ 14301-H	*WC-8461
EDD9HT 14300-BAA	D9HZ 14300-AZ	*WC-8435	D9HT 14301-JA	D9HZ 14301-J	*WC-8456
EDD9HT 14300-BCA	D9HZ 14300-BC	*WC-8420	D9HT 14301-JB	D9HZ 14301-J	*WC-8456
EDD9HT 14300-BEA	D9HZ 14300-BC	*WC-8420	D9HT 14301-KA	D9HZ 14301-K	*WC-8455
EDD9HT 14300-BGA	D9HZ 14300-BG	*WC-8416	D9HT 14301-KB	D9HZ 14301-K	*WC-8455
EDD9HT 14300-BLA	D9HZ 14300-BL	*WC-8431	D9HT 14301-KC	D9HZ 14301-K	*WC-8455
EDD9HT 14300-BMA	D9HZ 14300-BN	*WC-8426	D9HT 14301-LA	D9HZ 14301-L	*WC-8460

1990/
TRUCK SERIES 600/900

BATTERY CABLE IDENTIFICATION CHART

IDENTIFICATION	PART NUMBER	MOTORCRAFT NO.	IDENTIFICATION	PART NUMBER	MOTORCRAFT NO.
14300-1 CABLE ASSY. (BATTERY) — Cont'd					
D9HT 14301-LB	D9HZ 14301-L	*WC-8460	D9HT 14301-AZB	D9HZ 14301-AZ	*WC-8441
D9HT 14301-LC	D9HZ 14301-L	*WC-8460	D9HT 14301-BBA	D9HZ 14301-AS	*WC-8444
D9HT 14301-MA	D9HZ 14301-M	*WC-8445	D9HT 14301-BBB	D9HZ 14301-AS	*WC-8444
D9HT 14301-MB	D9HZ 14301-M	*WC-8445	D9HT 14301-BCA	D9HZ 14301-AV	*WC-8450
D9HT 14301-NA	D9HZ 14301-N	*WC-8446	D9HT 14301-BCB	D9HZ 14301-AV	*WC-8450
D9HT 14301-NB	D9HZ 14301-N	*WC-8446	D9HT 14301-BDA	D9HZ 14301-AZ	*WC-8441
D9HT 14301-RB	D9HZ 14301-AJ	*WC-8458	D9HT 14301-BDB	D9HZ 14301-AZ	*WC-8441
D9HT 14301-SA	D9HZ 14301-S	*WC-8462	D9HT 14301-BEA	D9HZ 14301-AE	*WC-8448
D9HT 14301-SB	D9HZ 14301-S	*WC-8462	D9HT 14301-BEB	D9HZ 14301-AE	*WC-8448
D9HT 14301-TA	D9HZ 14301-F	*WC-8457	D9HT 14301-BFA	D9HZ 14301-S	*WC-8462
D9HT 14301-TB	D9HZ 14301-F	*WC-8457	D9HT 14301-BFB	D9HZ 14301-AF	*WC-8449
D9HT 14301-UA	D9HZ 14301-H	*WC-8461	D9HT 14301-BGA	D9HZ 14301-AL	*WC-8464
D9HT 14301-UB	D9HZ 14301-H	*WC-8461	D9HT 14301-BGB	D9HZ 14301-AL	*WC-8464
D9HT 14301-VA	D9HZ 14301-S	*WC-8462	D9HT 14301-BHA	D9HZ 14301-BH	*WC-8452
D9HT 14301-VB	D9HZ 14301-S	*WC-8462	D9HT 14301-BHB	D9HZ 14301-BH	*WC-8452
D9HT 14301-VC	D9HZ 14301-S	*WC-8462	D9HT 14301-BJB	D9HZ 14301-BJ	*WC-8451
D9HT 14301-YA	D9HZ 14301-Y	*WC-8463	D9HT 14301-BKA	D9HZ 14301-BL	*WC-8453
D9HT 14301-YB	D9HZ 14301-Y	*WC-8463	D9HT 14301-BKB	D9HZ 14301-BL	*WC-8453
D9HT 14301-ZA	D9HZ 14301-Z	*WC-8459	D9HT 14301-BLA	D9HZ 14301-BL	*WC-8453
D9HT 14301-ZB	D9HZ 14301-Z	*WC-8459	D9HT 14301-BLB	D9HZ 14301-BL	*WC-8453
D9HT 14301-AAA	D9HZ 14301-AH	*WC-8443	D9HT 14301-BMA	D9HZ 14301-BM	*WC-8447
D9HT 14301-AAB	D9HZ 14301-AH	*WC-8443	D9HT 14301-BMB	D9HZ 14301-BM	*WC-8447
D9HT 14301-ABA	D9HZ 14301-AC	*WC-8442	D9HT 14301-BNA	D9HZ 14301-BM	*WC-8447
D9HT 14301-ABB	D9HZ 14301-AC	*WC-8442	D9HT 14301-BNB	D9HZ 14301-BM	*WC-8447
D9HT 14301-ACA	D9HZ 14301-AC	*WC-8442	D9HT 14301-BTA	D9HZ 14301-BT	*WC-8381-A
D9HT 14301-ACB	D9HZ 14301-AC	*WC-8442	D9HT 14301-BTB	D9HZ 14301-BT	*WC-8381-A
D9HT 14301-ADA	D9HZ 14301-S	*WC-8462	D9HT 14301-BUA	D9HZ 14301-BU	*WC-8380-A
D9HT 14301-ADB	D9HZ 14301-S	*WC-8462	D9HT 14301-BUB	D9HZ 14301-BU	*WC-8380-A
D9HT 14301-AEA	D9HZ 14301-AE	*WC-8448	D9HT 14301-BVA	D8HZ 14301-A	*WC-8376
D9HT 14301-AEB	D9HZ 14301-AE	*WC-8448	D9HT 14301-BYA	D8HZ 14301-B	*WC-8377
D9HT 14301-AEC	D9HZ 14301-AE	*WC-8448	D9HT 14301-BZA	D8HZ 14301-D	*WC-8378
D9HT 14301-AFA	D9HZ 14301-AF	*WC-8449	D9HT 14301-CAA	D8HZ 14301-E	*WC-8379
D9HT 14301-AFB	D9HZ 14301-AF	*WC-8449	D9HT 14301-CBA	D8HZ 14301-H	*WC-8382
D9HT 14301-AGA	D9HZ 14301-AE	*WC-8448	D9HT 14301-CCA	D8HZ 14301-J	*WC-8383
D9HT 14301-AGB	D9HZ 14301-AE	*WC-8448	D9HT 14301-CDA	D8HZ 14301-L	*WC-8384
D9HT 14301-AHA	D9HZ 14301-AH	*WC-8443	D9HT 14301-CEA	D8HZ 14301-N	*WC-8386
D9HT 14301-AHB	D9HZ 14301-AH	*WC-8443	D9HT 14301-CFA	D8HZ 14301-R	*WC-8387
D9HT 14301-AJA	D9HZ 14301-AJ	*WC-8458	D9HT 14301-CGA	D8HZ 14301-S	*WC-8388
D9HT 14301-AJB	D9HZ 14301-AJ	*WC-8458	D9HT 14301-CHA	D8HZ 14301-U	*WC-8400
D9HT 14301-AKA	D9HZ 14301-Y	*WC-8463	EOHT 14301-AB	EOHZ 14301-A	*WC-8484
D9HT 14301-AKB	D9HZ 14301-Y	*WC-8463	EOHT 14301-AC	EOHZ 14301-A	*WC-8484
D9HT 14301-ALA	D9HZ 14301-AL	*WC-8464	EOHT 14301-BB	EOHZ 14301-B	*WC-8485
D9HT 14301-ALB	D9HZ 14301-AL	*WC-8464	EOHT 14301-BC	EOHZ 14301-B	*WC-8485
D9HT 14301-AMA	D9HZ 14301-Z	*WC-8459	EOHT 14301-CB	EOHZ 14301-C	*WC-8486
D9HT 14301-AMB	D9HZ 14301-Z	*WC-8459	EOHT 14301-CC	EOHZ 14301-C	*WC-8486
D9HT 14301-ANA	D9HZ 14301-AF	*WC-8449	EOHT 14301-EA	D1PZ 14300-D	*7134
D9HT 14301-ANB	D9HZ 14301-AF	*WC-8449	EOHT 14301-FA	D9HZ 14301-BH	*WC-8452
D9HT 14301-ARA	D9HZ 14301-AR	*WC-8454	EOHT 14301-GA	D9HZ 14301-BJ	*WC-8451
D9HT 14301-ARB	D9HZ 14301-AR	*WC-8454	E1HT 14301-AA	D9HZ 14301-AU	*WC-8440
D9HT 14301-ASA	D9HZ 14301-AS	*WC-8444	E1HT 14301-CA	E1HZ 14301-C	*WC-8494
D9HT 14301-ASB	D9HZ 14301-AS	*WC-8444	E1HT 14301-CB	E1HZ 14301-C	*WC-8494
D9HT 14301-ATA	D9HZ 14301-AF	*WC-8449	E1HT 14301-DA	E1HZ 14301-D	*WC-8495
D9HT 14301-ATB	D9HZ 14301-AF	*WC-8449	E1HT 14301-DB	E1HZ 14301-D	*WC-8495
D9HT 14301-AUA	D9HZ 14301-AU	*WC-8440	E1HT 14301-EA	E1HZ 14301-C	*WC-8494
D9HT 14301-AUB	D9HZ 14301-AU	*WC-8440	E1HT 14301-FA	E1HZ 14301-D	*WC-8495
D9HT 14301-AVA	D9HZ 14301-AV	*WC-8450	E1HT 14301-LA	E1HZ 14301-L	*WC-8413
D9HT 14301-AVB	D9HZ 14301-AV	*WC-8450	E1HT 14301-KA	E1HZ 14301-K	*WC-8455
D9HT 14301-AYA	D9HZ 14301-AC	*WC-8442	E2HT 14301-MA	E2HZ 14301-A	*WC-8516
D9HT 14301-AYB	D9HZ 14301-AC	*WC-8442	E2HT 14301-NA	E2HZ 14301-B	*WC-8517
D9HT 14301-AZA	D9HZ 14301-AZ	*WC-8441	E2HT 14301-RA	E2HZ 14301-C	*WC-8518

JULY, 1989

COPYRIGHT © 1989—

FORD MOTOR

—DEARBORN, MICHIGAN

COMPANY

NEW ISSUE

1990/
TRUCK SERIES 600/900

BATTERY CABLE IDENTIFICATION CHART

IDENTIFICATION	PART NUMBER	MOTORCRAFT NO.	IDENTIFICATION	PART NUMBER	MOTORCRAFT NO.
14300-1	CABLE ASSY. (BATTERY) — Cont'd				
E2HT 14301-SA	E2HZ 14301-E	*WC-8520	E5HT 14301-BA	E6HZ 14301-B	*WC-8623
E2HT 14301-TA	E2HZ 14301-D	*WC-8519	E5HT 14301-CA	E6HZ 14301-C	*WC-8624
E2HT 14301-UA	E2HZ 14301-E	*WC-8520	E5HT 14301-EA	E5HZ 14301-E	*WC-8615
E2HT 14301-AA0250	D8HZ 14301-S	*WC-8388	E5HT 14301-FA	E6HZ 14301-C	
E2HT 14301-AA0350	D8HZ 14301-N	*WC-8386	E5HT 14301-GA	E6HZ 14301-B	
E2HT 14301-AA0410	D8HZ 14301-D	*WC-8378	E6HT 14301-HA	E5HZ 14301-D	WC-8614
E2HT 14301-AA0570	D8HZ 14301-J	*WC-8383	E7HT 14301-AA	E7HZ 14301-A	
E2HT 14301-AA0630	D8HZ 14301-R	*WC-8387	E7HT 14301-BA	E7HZ 14301-B	
E2HT 14301-AA0730	D8HZ 14301-E	*WC-8379	E7HT 14301-CA	E7HZ 14301-T	
E2HT 14301-AA0790	D8HZ 14301-U	*WC-8400	E7HT 14301-DA	E7HZ 14301-D	
E2HT 14301-AA1060	D9HZ 14301-BM	*WC-8447	E7HT 14301-EA	E7HZ 14301-E	
E2HT 14301-AA1180	D9HZ 14301-BM	*WC-8447	E7HT 14301-KA	E7HZ 14301-K	
E2HT 14301-AA1240	D9HZ 14301-N	*WC-8446	E7HT 14301-LA	E7HZ 14301-L	
E2HT 14301-AA1290	D9HZ 14301-N	*WC-8446	E7HT 14301-NA	E7HZ 14301-N	
E2HT 14301-AA1380	D9HZ 14301-M	*WC-8445	E7HT 14301-RA	E7HZ 14301-R	
E2HT 14301-FA0200	D9HZ 14301-BT	*WC-8381-A	E7HT 14301-TA	E7HZ 14301-T	
E2HT 14301-FA0280	D9HZ 14301-BU	*WC-8380-A	E7HT 14301-VA	E7HZ 14301-V	
E2HT 14301-FA0380	E2HZ 14301-C	*WC-8518	E7HT 14301-YA	E7HZ 14301-Y	
E2HT 14301-FA0520	D9HZ 14301-AL	*WC-8464	E7HT 14301-ZA	E7HZ 14301-Z	
E8HT 14301-AA	E8HZ 14301-A	*WC-8781	E7HT 14301-DAA	E7HZ 14301-DA	
87HU 14301-AA	E7HZ 14301-AA		E7HT 14301-EAA	E7HZ 14301-EA	
87HU 14301-BA	E7HZ 14301-HA	*WC-8791	E7HT 14301-FAA	E7HZ 14301-FA	
87HU 14301-CA	E7HZ 14301-JA	*WC-8792	E7HT 14301-GAA	E7HZ 14301-GA	
87HU 14301-DA	E7HZ 14301-BA		E8HT 14301-GA	E8HZ 14301-G	*WC-8854
87HU 14301-EA	E7HZ 14301-KA	WC-8813	EDD9HT 14301-DA	D9HZ 14301-AR	*WC-8454
87HU 14301-FA	E7HZ 14301-LA	WC-8814	EDD9HT 14301-FA	D9HZ 14301-F	*WC-8457
E2HT 14301-FA0620	D9HZ 14301-AL	*WC-8464	EDD9HT 14301-JA	D9HZ 14301-J	*WC-8456
E2HT 14301-FA0710	D9HZ 14301-Y	*WC-8463	EDD9HT 14301-KA	D9HZ 14301-K	*WC-8455
E2HT 14301-FA0770	D9HZ 14301-Y	*WC-8463	EDD9HT 14301-KB	D9HZ 14301-K	*WC-8455
E2HT 14301-FA0840	D9HZ 14301-S	*WC-8462	EDD9HT 14301-LA	D9HZ 14301-L	*WC-8460
E2HT 14301-FA0900	D9HZ 14301-AF	*WC-8449	EDD9HT 14301-RA	D9HZ 14301-AJ	*WC-8458
E2HT 14301-FA0950	D9HZ 14301-S	*WC-8462	EDD9HT 14301-UA	D9HZ 14301-H	*WC-8461
E2HT 14301-FA1010	D9HZ 14301-S	*WC-8462	EDD9HT 14301-VB	D9HZ 14301-S	*WC-8462
E2HT 14301-FA1090	E2HZ 14301-A	*WC-8516	EDD9HT 14301-ZA	D9HZ 14301-Z	*WC-8459
E2HT 14301-FA1200	E2HZ 14301-E	*WC-8520	EDD9HT 14301-AAA	D9HZ 14301-AH	*WC-8443
E2HT 14301-FA1300	E2HZ 14301-E	*WC-8520	EDD9HT 14301-ABA	D9HZ 14301-AC	*WC-8442
E2HT 14301-GA0560	D9HZ 14301-AV	*WC-8450	EDD9HT 14301-ACA	D9HZ 14301-AC	*WC-8442
E2HT 14301-GA0660	D9HZ 14301-AV	*WC-8450	EDD9HT 14301-ADA	D9HZ 14301-S	*WC-8462
E2HT 14301-GA0750	D9HZ 14301-AE	*WC-8448	EDD9HT 14301-AHA	D9HZ 14301-AH	*WC-8443
E2HT 14301-GA0810	D9HZ 14301-AE	*WC-8448	EDD9HT 14301-AJA	D9HZ 14301-AJ	*WC-8458
E2HT 14301-GA0880	D9HZ 14301-AE	*WC-8448	EDD9HT 14301-AKA	D9HZ 14301-Y	*WC-8463
E2HT 14301-GA0940	D9HZ 14301-AF	*WC-8449	EDD9HT 14301-ALA	D9HZ 14301-AL	*WC-8464
E2HT 14301-GA0990	D9HZ 14301-AF	*WC-8449	EDD9HT 14301-AMA	D9HZ 14301-Z	*WC-8459
E2HT 14301-GA1050	D9HZ 14301-AF	*WC-8449	EDD9HT 14301-ARA	D9HZ 14301-AR	*WC-8454
E3HT 14301-CB	E3HZ 14301-C	*WC-8527	EDD9HT 14301-ASA	D9HZ 14301-AS	*WC-8444
E3HT 14301-DB	E3HZ 14301-D	*WC-8529	EDD9HT 14301-AUA	D9HZ 14301-AU	*WC-8440
E3HT 14301-KA0250	D8HZ 14301-S	*WC-8388	EDD9HT 14301-AYA	D9HZ 14301-AC	*WC-8442
E3HT 14301-KA0350	D8HZ 14301-N	*WC-8386	EDD9HT 14301-AZA	D9HZ 14301-AZ	*WC-8441
E3HT 14301-KA0410	D8HZ 14301-D	*WC-8378	EDD9HT 14301-BBA	D9HZ 14301-AS	*WC-8444
E3HT 14301-KA0570	D8HZ 14301-J	*WC-8383	EDD9HT 14301-BDA	D9HZ 14301-AZ	*WC-8441
E3HT 14301-KA0630	D8HZ 14301-R	*WC-8387	EDD9HT 14301-BFA	D9HZ 14301-S	*WC-8462
E3HT 14301-KA0730	D8HZ 14301-E	*WC-8379	EDD9HT 14301-BGA	D9HZ 14301-AL	*WC-8464
E3HT 14301-KA0790	D8HZ 14301-U	*WC-8400	EDD9HT 14301-BHA	D9HZ 14301-BH	*WC-8452
E3HT 14301-KA1060	D9HZ 14301-BM	*WC-8447	EDD9HT 14301-BKA	D9HZ 14301-BL	*WC-8453
E3HT 14301-KA1180	D9HZ 14301-BM	*WC-8447	EDD9HT 14301-BLA	D9HZ 14301-BL	*WC-8453
E3HT 14301-KA1240	D9HZ 14301-N	*WC-8446	EDD9HT 14301-BTA	D9HZ 14301-BT	*WC-8381-A
E3HT 14301-KA1290	D9HZ 14301-N	*WC-8446	EDD9HT 14301-BUA	D9HZ 14301-BU	*WC-8380-A
E3HT 14301-KA1380	D9HZ 14301-M	*WC-8445	EDEOHT 14301-AB	EOHZ 14301-A	*WC-8484
E4HT 14301-AA	D9HZ 14301-AC	*WC-8442	EDEOHT 14301-BB	EOHZ 14301-B	*WC-8485
			EDEOHT 14301-CB	EOHZ 14301-C	*WC-8486

**1990/
TRUCK SERIES 600/900**

YEAR	MODEL/RESTRICTIONS	ENGINE		PART NUMBER				
		CYL.	C.I.D. (C.C.D.)	TO STARTER RELAY		TO GROUND		
				SERVICE	MOTORCRAFT	SERVICE	MOTORCRAFT	
APPLICATION CHART								
14300-1	BATTERY CABLE							
GAS								
(1) 12 VOLT BATTERY								
90	F600/800 -- fixed hood	"From 3/85"	6&8	All	E5HZ 14300-H	*WC-8613	E5HZ 14301-E	*WC-8615
90	B600/800 -- tilt hood	"From 3/85"	6&8	All	E5HZ 14300-G	*WC-8612	E5HZ 14301-D	*WC-8614
90	C-CT600/800		8	370,429	D1PZ 14300-F	*7194	D1PZ 14300-D	*7134
90	L800/900 -- 162" W/B-w/o aux. trans.	"From 3/80"	8	All	D5HZ 14300-G	*WC-8307	D1PZ 14300-D	*7134
90	L800/900 -- exc. 162" W/B-w/o aux. trans.	"From 3/80"	8	All	E0HZ 14300-F	*WC-8489	D1PZ 14300-D	*7134
90	L-LT800/900 -- w/battery under hood	"From 3/80"	8	All	E0HZ 14300-H	*WC-8491	D1PZ 14300-D	*7134
90	L-LT800/900 -- w/174",204",222" W/B w/aux. trans.	"From 3/80"	8	All	D5HZ 14300-G	*WC-8307	D1PZ 14300-D	*7134
90	L-LT800/900 -- w/162" W/B-w aux. trans. and battery behind cab	"From 3/80"	8	All	E0HZ 14300-F	*WC-8489	D1PZ 14300-D	*7134
90	LT800/900 -- w/186" W/B-w/o aux. trans.	"From 3/80"	8	All	E0HZ 14300-F	*WC-8489	D1PZ 14300-D	*7134
90	LT800/900 -- exc. 186" W/B-w/o aux. trans.	"From 3/80"	8	All	E0HZ 14300-F	*WC-8489	D1PZ 14300-D	*7134
90	LTS800/900 -- 155",167",185" W/B	"From 3/80"	8	All	E0HZ 14300-F	*WC-8489	D1PZ 14300-D	*7134
90	LTS800/900 -- 142",203" W/B	"From 3/80"	8	All	D5HZ 14300-G	*WC-8307	D1PZ 14300-D	*7134
90	LTS800/900 -- w/battery under hood-w/o shocks	"From 3/80 to 11/80"	8	All	E0HZ 14300-K	*WC-8490	D1PZ 14300-D	*7134
90	LN600/700 -- w/50 gal. rectangular fuel tank and battery behind cab	"From 3/80"	8	All	D0HZ 14300-BC	*WC-8079	D1PZ 14300-D	*7134
90	LN600/700 -- w/25 gal. rectangular fuel tank and battery behind cab	"From 3/80"	8	All	D0HZ 14300-BC	*WC-8079	D1PZ 14300-D	*7134
90	LN600/700 -- w/Van or platform body		8	All	D0HZ 14300-BC	*WC-8079	D1PZ 14300-H	*7304
90	LN-LNT800/900 -- w/battery under hood	"Before 3/80"	8	All	D1PZ 14300-AB	*7534	D1PZ 14300-D	*7134
90	LN-LNT800/900 -- w/battery under hood	"From 3/80"	8	All	E0HZ 14300-K	*WC-8490	D1PZ 14300-D	*7134
DIESEL								
(1) 12 VOLT BATTERY								
90	LNT800/900 -- 186" W/B-w/battery behind cab	"From 3/80"	8	All	E0HZ 14300-F	*WC-8489	D1PZ 14300-D	*7134
90	LNT800/900 -- exc. 186" W/B-w/battery behind cab	"From 3/80"	8	All	E0HZ 14300-F	*WC-8489	D1PZ 14300-D	*7134
(1) 12 VOLT BATTERY MOUNTED ON L.H. FRAME								
90	L-LN800/900 -- 138" W/B		6	402,476	E7HZ 14300-V	*WC-8750	E7HZ 14301-Z	*WC-8735
90	LNT-LT800/900 -- 162" W/B		6	402,476	E7HZ 14300-V	*WC-8750	E7HZ 14301-Z	*WC-8735
90	LT800/900 -- 150" W/B		6	402,476	E7HZ 14300-U	*WC-8749	E7HZ 14301-Y	*WC-8734
90	LS-LTS800/900 -- 143" W/B		6	402,476	E7HZ 14300-T	*WC-8748	E7HZ 14301-V	*WC-8733
90	LS-LTS800/900 -- 143" W/B		8	636	E7HZ 14300-W	*WC-8752	E7HZ 14301-K	*WC-8728
90	LNT-LT800/900 -- 162" W/B		8	636	E7HZ 14300-W	*WC-8752	E7HZ 14301-K	*WC-8728
90	LT800/900 -- 150" W/B		8	636	E7HZ 14300-X	*WC-8753	E7HZ 14301-K	*WC-8728
90	L-LN800/900 -- 138" W/B		8	636	E7HZ 14300-Y	*WC-8754	E7HZ 14301-K	*WC-8728
(2) 12 VOLT MAINTENANCE FREE BATTERIES								
90	B600/700	"From 3/85"	6&8	All	E5HZ 14300-E	*WC-8610	D9HZ 14301-BH	*WC-8452

1990/
TRUCK SERIES 600/900

YEAR	MODEL/RESTRICTIONS	ENGINE		PART NUMBER			
		CYL.	C.I.D. (C.C.D.)	TO STARTER RELAY		TO GROUND	
				SERVICE	MOTORCRAFT	SERVICE	MOTORCRAFT

APPLICATION CHART — Cont'd

DIESEL

(2) 12 VOLT-MAINTENANCE FREE BATTERIES MOUNTED ON FRAME

90	B700	8	636	D9HZ 14300-J	*WC-8427	D9HZ 14301-F	*WC-8457
----	------	---	-----	--------------	----------	--------------	----------

(2) 12 VOLT MAINTENANCE FREE BATTERIES MOUNTED ON R.H. FRAME

90	CF600/800 -- diesel (000 gauge)	6	402,476	E6HZ 14300-B	*WC-8625	E7HZ 14301-LA	*WC-8623
90	CF600/800 -- diesel	6	402,476	E6HZ 14300-C	WC-8622	E7HZ 14301-KA	WC-8624
90	CF600/800 -- diesel w/tractor pkg.	6	402,476	E7HZ 14300-FA	*WC-8789	E7HZ 14301-HA	*WC-8791
90	L-LN800/900 -- 138",150",162", 174",186",204",222" W/B	6	402,476	E7HZ 14300-D	*WC-8639	E7HZ 14301-D	*WC-8726
	LNT-LT800/900 -- 162" W/B	6	402,476	E7HZ 14300-D	*WC-8639	E7HZ 14301-D	*WC-8726
90	LNT-LT800/900 -- 150" W/B	6	402,476	E7HZ 14300-H	*WC-8642	E7HZ 14301-A	*WC-8723
90	LNT-LT800/900 -- 174",186",204", 222" W/B	6	402,476	E7HZ 14300-J	*WC-8643	E7HZ 14301-K	*WC-8728
90	LS800/900 -- 143" W/B	6	402,476	E7HZ 14300-K	*WC-8644	E7HZ 14301-L	*WC-8729
90	LS800/900 -- 155" W/B	6	402,476	E7HZ 14300-K	*WC-8644	E7HZ 14301-L	*WC-8729
90	LTS800/900 -- 155" W/B	6	402,476	E7HZ 14300-J	*WC-8643	E7HZ 14301-K	*WC-8728
90	LTS800/900 -- 167",185" W/B	6	402,476	E7HZ 14300-K	*WC-8644	E7HZ 14301-L	*WC-8729
90	LS-LTS800/900 -- 203" W/B	6	402,476	E7HZ 14300-K	*WC-8644	E7HZ 14301-L	*WC-8729

(2) 12 VOLT MAINTENANCE FREE BATTERIES MOUNTED ON L.H. FRAME

90	F600/800(81)	8	501	E0HZ 14300-A	*WC-8481	E0HZ 14301-A	*WC-8484
90	B-F600/800(84)	8	501	D9HZ 14300-J	*WC-8427	D9HZ 14301-F	*WC-8457
90	F-FT-L-LN600/900 -- 234"-258" WB	8	636	D9HZ 14300-AZ	*WC-8435	D9HZ 14301-AC	*WC-8442
90	F600/900(81)	6	402,476	E7HZ 14300-A	*WC-8736	E7HZ 14301-A	*WC-8723
90	B-F600/900(84)	6	402,476	E7HZ 14300-F	*WC-8641	E7HZ 14301-L	*WC-8729
90	C-CT700/800	8	636	E2HZ 14300-A	*WC-8512	D9HZ 14301-AU	*WC-8440
90	CL-CLT900	6	855	D8HZ 14300-H	*WC-8370	D8HZ 14301-H	*WC-8382
90	L900 -- 150" W/B	6	855	D9HZ 14300-AU	*WC-8436	D9HZ 14301-AZ	*WC-8441
90	L900 -- 162" W/B	6	855	D9HZ 14300-AZ	*WC-8435	D9HZ 14301-AC	*WC-8442
90	L900 -- 174", 186", 204", 222" W/B	6	855	D9HZ 14300-AZ	*WC-8435	D9HZ 14301-AZ	*WC-8441
90	LN700	8	501	E1HZ 14300-C	*WC-8492	E1HZ 14301-C	*WC-8494
90	LN900 -- 162" W/B	6	855	D9HZ 14300-AZ	*WC-8435	D9HZ 14301-AC	*WC-8442
90	LN900 -- 138", 150", 222" W/B	6	855	D9HZ 14300-AU	*WC-8436	D9HZ 14301-AZ	*WC-8441
90	LNT900 -- 138", 144", 150" W/B	6	855	D9HZ 14300-AU	*WC-8436	D9HZ 14301-AU	*WC-8440
90	LNT900 -- 162", 222", W/B	6	855	D9HZ 14300-AZ	*WC-8435	D9HZ 14301-AZ	*WC-8441
90	LNT900	6	610	D9HZ 14300-AU	*WC-8436	D9HZ 14301-AZ	*WC-8441
90	LT900 -- 150" W/B	6	855	D9HZ 14300-AU	*WC-8436	D9HZ 14301-AZ	*WC-8441
90	LT900 -- 162",174",204",222" W/B	6	855	D9HZ 14300-AZ	*WC-8435	D9HZ 14301-AZ	*WC-8441
90	LTS800 -- 167", 185", 203" W/B	8	636	E2HZ 14300-C	*WC-8514	E2HZ 14301-D	*WC-8519
90	LTS900 -- 143" W/B	6	855	D9HZ 14300-AZ	*WC-8435	D9HZ 14301-AZ	*WC-8441
90	LTS900 -- 167",185", 203", 155" W/B	6	855	D9HZ 14300-AZ	*WC-8435	D9HZ 14301-AC	*WC-8442
90	LNT-LT800/900 -- 150" W/B	8	636	E7HZ 14300-BA	*WC-8759	E7HZ 14301-DA	*WC-8755
90	LNT-LT800/900 -- 162" W/B	8	636	E7HZ 14300-CA	*WC-8760	E7HZ 14301-EA	*WC-8756
90	LTS800/900 -- 143" W/B	8	636	E7HZ 14300-CA	*WC-8760	E7HZ 14301-EA	*WC-8756
90	L-LN800/900 -- 138', 150", 162", 174", 186", 204", 222" W/B	8	636	E7HZ 14300-CA	*WC-8760	E7HZ 14301-EA	*WC-8756
90	LTS800/900 -- 155" W/B	8	636	E7HZ 14300-DA	*WC-8761	E7HZ 14301-FA	*WC-8757
	LNT-LT800/900 -- 174", 186", 204", 222" W/B	8	636	E7HZ 14300-DA	*WC-8761	E7HZ 14301-FA	*WC-8757
90	LS800/900 -- 143", 155", 167", 185", 203" W/B	8	636	E7HZ 14300-EA	*WC-8762	E7HZ 14301-GA	*WC-8758
90	LTS800/900 -- 167", 185", 203" W/B	8	636	E7HZ 14300-EA	*WC-8762	E7HZ 14301-GA	*WC-8758

**1990/
TRUCK SERIES 600/900**

YEAR	MODEL/RESTRICTIONS	ENGINE		PART NUMBER			
		CYL.	C.I.D. (C.C.D.)	TO STARTER RELAY		TO GROUND	
				SERVICE	MOTORCRAFT	SERVICE	MOTORCRAFT
APPLICATION CHART -- Cont'd							
14300-1 BATTERY CABLE							
DIESEL							
(2) 12 VOLT MAINTENANCE FREE BATTERIES MOUNTED ON R.H. AND L.H. FRAME							
90	F700	8	636	(LH) D9HZ 14300-BN (RH) E1HZ 14300-C	*WC-8426 *WC-8492	D9HZ 14301-BL D9HZ 14301-AR	*WC-8453 *WC-8454
(3) 12 VOLT MAINTENANCE FREE BATTERIES MOUNTED UNDER DRIVERS SEAT							
90	B700	8	636	D9HZ 14300-L	*WC-8413	D9HZ 14301-H	*WC-8461
(3) 12 VOLT-MAINTENANCE FREE BATTERIES MOUNTED ON L.H. FUEL TANK							
90	CL-CLT900	6&8	552,568	D9HZ 14300-CC	*WC-8367-A	D9HZ 14301-BU	*WC-8380-A
90	CL-CLT900	6	855,893	D9HZ 14300-CD	*WC-8368-A	D9HZ 14301-BT	*WC-8381-A
(3) 12 VOLT-MAINTENANCE FREE BATTERIES MOUNTED ON R.H. AND L.H. FRAME							
90	CL-CLT900	6	552	(LH) D8HZ 14300-G (RH) D8HZ 14300-Z	*WC-8369 *WC-8397	D8HZ 14301-L D8HZ 14301-E	*WC-8384 *WC-8379
90	CL-CLT900	8	568	(LH) D8HZ 14300-G (RH) D8HZ 14300-Z	*WC-8369 *WC-8397	D8HZ 14301-H D8HZ 14301-R	*WC-8382 *WC-8387
90	CL-CLT900	6	855	(LH) D8HZ 14300-H (RH) D8HZ 14300-S	*WC-8370 *WC-8375	D8HZ 14301-H D8HZ 14301-J	*WC-8382 *WC-8383
90	CL-CLT900	6	893	(LH) D8HZ 14300-H (RH) D8HZ 14300-S	*WC-8370 *WC-8375	D8HZ 14301-L D8HZ 14301-J	*WC-8384 *WC-8383
90	CL900	6	610	E8HZ 14301-G	*WC-8854		
(3) 12 VOLT MAINTENANCE FREE BATTERIES MOUNTED ON R.H. FRAME							
90	C-CT700/800	8	636	D9HZ 14300-R	*WC-8412	D9HZ 14301-L	*WC-8460
90	CF600/800	6	402,476	E6HZ 14300-C	*WC-8622	E6HZ 14301-C	*WC-8624
90	CF600/800 -- diesel w/ trailer pkg	6	402,476	E7HZ 14300-GA		E7HZ 14301-JA	
90	CF600/800 -- diesel w/aux. fuel tank & w/trailer pkg.	6	402,476	E7HZ 14300-HA		E7HZ 14301-BA	
90	L-LN800/900 -- 138" W/B	6	402,476	E7HZ 14300-B	*WC-8637	E7HZ 14301-N	*WC-8730
90	L-LN800/900 -- 150",162",174", 222" W/B	6	402,476	E7HZ 14300-M	*WC-8745	E7HZ 14301-R	*WC-8731
90	LNT800/900 -- 150" W/B	6	402,476	E7HZ 14300-E	*WC-8640	E7HZ 14301-E	*WC-8727
90	LNT-LT800/900 -- 162" W/B	6	402,476	E7HZ 14300-M	*WC-8745	E7HZ 14301-R	*WC-8731
90	LNT-LT800/900 -- 174",186",204", 222" W/B	6	402,476	E7HZ 14300-N	*WC-8746	E7HZ 14301-T	*WC-8732
90	LS800/900 -- 143" W/B	6	402,476	E7HZ 14300-N	*WC-8746	E7HZ 14301-T	*WC-8732
90	LTS800/900 -- 143" W/B	6	402,476	E7HZ 14300-M	*WC-8745	E7HZ 14301-R	*WC-8731
90	LS800/900 -- 155" W/B	6	402,476	E7HZ 14300-R	*WC-8747	E7HZ 14301-T	*WC-8732
90	LTS800/900 -- 155" W/B	6	402,476	E7HZ 14300-N	*WC-8746	E7HZ 14301-T	*WC-8732
90	LS-LTS800/900 -- 167",185",203" W/B	6	402,476	E7HZ 14300-R	*WC-8747	E7HZ 14301-T	*WC-8732
(3) 12 VOLT MAINTENANCE FREE BATTERIES MOUNTED ON L.H. FRAME							
90	B600/700 "From 3/85"	8	370,429	E5HZ 14300-F	*WC-8611	D9HZ 14301-BJ	*WC-8451
90	B-F600/800(84)	8	501	D9HZ 14300-L	*WC-8413	D9HZ 14301-H	*WC-8461
90	F600/900(81)	6	402,476	E7HZ 14300-B	*WC-8637	E7HZ 14301-B	*WC-8724
90	B-F600/900(84)	6	402,476	E7HZ 14300-C	*WC-8638	E7HZ 14301-T	*WC-8738
90	C-CT600/900 "From 12/81"	8	501,636	E2HZ 14300-AG	*WC-8296	D9HZ 14301-L	*WC-8460
90	F600/800 -- exc. 188.9" W/B	8	501	E0HZ 14300-B	*WC-8482	E0HZ 14301-B	*WC-8485
90	F600/800 -- 188.9" W/B	8	501	E0HZ 14300-C	*WC-8483	E0HZ 14301-C	*WC-8486
90	L900 -- 162" W/B	6	426	D9HZ 14300-BB	*WC-8421	D9HZ 14301-S	*WC-8462
90	L900 -- exc. 162" W/B	6	426	D9HZ 14300-BC	*WC-8420	D9HZ 14301-Y	*WC-8463
90	L900	8	568	D9HZ 14300-BB	*WC-8421	D9HZ 14301-S	*WC-8462
90	L900 -- 150" W/B	6	855	D9HZ 14300-AT	*WC-8422	D9HZ 14301-AL	*WC-8464
90	L900 -- 162" W/B	6	855	D9HZ 14300-BB	*WC-8421	D9HZ 14301-S	*WC-8462
90	L900 -- 174", 186", 204", 222" W/B	6	855	D9HZ 14300-BC	*WC-8420	D9HZ 14301-Y	*WC-8463
90	LN700	8	501	E1HZ 14300-D	*WC-8493	E1HZ 14301-D	*WC-8495
90	LN900 -- 162" W/B	6	426	D9HZ 14300-BB	*WC-8421	D9HZ 14301-S	*WC-8462

1990/
TRUCK SERIES 600/900

YEAR	MODEL/RESTRICTIONS	ENGINE		PART NUMBER			
		CYL.	C.I.D. (C.C.D.)	TO STARTER RELAY		TO GROUND	
				SERVICE	MOTORCRAFT	SERVICE	MOTORCRAFT

APPLICATION CHART — Cont'd

14300-1 BATTERY CABLE

DIESEL

(3) 12 VOLT MAINTENANCE FREE BATTERIES MOUNTED ON L.H. FRAME — Cont'd

90	LN900 -- 138", 150", 222" W/B	6	426	D9HZ 14300-BC	*WC-8420	D9HZ 14301-Y	*WC-8463
90	LN900	8	568	D9HZ 14300-BB	*WC-8421	D9HZ 14301-S	*WC-8462
90	LN900 -- 162" W/B	6	855,893	D9HZ 14300-BB	*WC-8421	D9HZ 14301-S	*WC-8462
90	LN900 -- 138", 150", 222" W/B	6	855	D9HZ 14300-AT	*WC-8422	D9HZ 14301-AL	*WC-8464
90	LNT900 -- 138", 144", 150" W/B	6	426	D9HZ 14300-AT	*WC-8422	D9HZ 14301-AL	*WC-8464
90	LNT900 -- 168", 222" W/B	6	426	D9HZ 14300-BC	*WC-8420	D9HZ 14301-Y	*WC-8463
90	LNT900 -- 138", 144", 150" W/B	8	568	D9HZ 14300-AT	*WC-8422	D9HZ 14301-AL	*WC-8464
90	LNT900 -- 162", 222" W/B	8	568	D9HZ 14300-BB	*WC-8421	D9HZ 14301-S	*WC-8462
90	LNT800 -- 150" W/B	8	636	D9HZ 14300-BG	*WC-8416	D9HZ 14301-AJ	*WC-8458
90	LNT800 -- exc. 150" W/B	8	636	D9HZ 14300-AE	*WC-8414	D9HZ 14301-Z	*WC-8459
90	LNT900 -- 138", 144", 150" W/B	6	855,893	D9HZ 14300-AT	*WC-8422	D9HZ 14301-AL	*WC-8464
90	LNT900 -- 162", 222" W/B	6	855,893	D9HZ 14300-BC	*WC-8420	D9HZ 14301-Y	*WC-8463
90	LT900 -- 150" W/B	6	426	D9HZ 14300-AT	*WC-8422	D9HZ 14301-AL	*WC-8464
90	LT900 -- 162", 174", 204", 222" W/B	6	426	D9HZ 14300-BC	*WC-8420	D9HZ 14301-Y	*WC-8463
90	LT900 -- 186" W/B	6	426	D9HZ 14300-BB	*WC-8421	D9HZ 14301-S	*WC-8463
90	LT900 -- 150" W/B	8	568	D9HZ 14300-BC	*WC-8420	D9HZ 14301-Y	*WC-8463
90	LT900 -- exc. 150" W/B	8	568	D9HZ 14300-BB	*WC-8421	D9HZ 14301-S	*WC-8462
90	LT900 -- 150" W/B	6	855,893	D9HZ 14300-AT	*WC-8422	D9HZ 14301-AL	*WC-8464
90	LT900 -- 162", 174", 204", 222" W/B	6	855,893	D9HZ 14300-BC	*WC-8420	D9HZ 14301-Y	*WC-8463
90	LT900 -- 186" W/B	6	855,893	D9HZ 14300-BB	*WC-8421	D9HZ 14301-S	*WC-8462
90	LTS900 -- 143" W/B	6	426	D9HZ 14300-BC	*WC-8420	D9HZ 14301-Y	*WC-8463
90	LTS900 -- 155", 185", 203" W/B	6	426	D9HZ 14300-BB	*WC-8421	D9HZ 14301-S	*WC-8462
90	LTS900 -- 143" W/B	6	855	D9HZ 14300-BC	*WC-8420	D9HZ 14301-Y	*WC-8463
90	LTS900 -- 155", 167, 185", 203" W/B	6	855,893	D9HZ 14300-BB	*WC-8421	D9HZ 14301-S	*WC-8462

(3) 12 VOLT MAINTENANCE FREE BATTERIES MOUNTED ON R.H. AND L.H. FUEL TANKS

90	L-LT900 -- exc. w/130 gal. deep fuel tank	6	426	LH D9HZ 14300-AZ	*WC-8435	D9HZ 14301-AC	*WC-8442
				RH D9HZ 14300-S	*WC-8439	D9HZ 14301-N	*WC-8446
90	LT900 -- w/130 gal. deep fuel tank	6	426	LH D9HZ 14300-Y	*WC-8433	D9HZ 14301-AC	*WC-8442
				RH D9HZ 14300-S	*WC-8439	D9HZ 14301-N	*WC-8446
90	L-LT900 -- exc. w/130 gal. deep fuel tank	8	568	LH D9HZ 14300-Y	*WC-8433	D9HZ 14301-AC	*WC-8442
				RH D9HZ 14300-CA	*WC-8438	D9HZ 14301-M	*WC-8445
90	LT900 -- w/130 gal. deep fuel tank	8	568	LH D9HZ 14300-Y	*WC-8433	D9HZ 14301-AS	*WC-8444
				RH D9HZ 14300-CA	*WC-8438	D9HZ 14301-M	*WC-8445
90	L-LT800	8	636	LH D9HZ 14300-CA	*WC-8438	D9HZ 14301-M	*WC-8445
				RH D9HZ 14300-Y	*WC-8433	D9HZ 14301-AS	*WC-8444
90	L-LT900 -- w/75 and 100 gal. shallow fuel tanks	6	855,893	LH D9HZ 14300-AZ	*WC-8435	D9HZ 14301-AC	*WC-8442
				RH D9HZ 14300-BY	*WC-8437	D9HZ 14301-BM	*WC-8447
90	L-LT900 -- w/100 and 130 gal. deep tanks	6	855,893	LH D9HZ 14300-AZ	*WC-8435	D9HZ 14301-AC	*WC-8442
				RH D9HZ 14300-S	*WC-8439	D9HZ 14301-N	*WC-8446
90	LN-LNT900 -- w/75 gal. shallow and 100 gal. deep fuel tanks	6	426	LH D9HZ 14300-AZ	*WC-8435	D9HZ 14301-AC	*WC-8442
				RH D9HZ 14300-BY	*WC-8437	D9HZ 14301-BM	*WC-8447
90	LN-LNT900 -- w/100 gal. shallow and 130 gal. deep fuel tanks	6	426	LH D9HZ 14300-AZ	*WC-8435	D9HZ 14301-AC	*WC-8442
				RH D9HZ 14300-S	*WC-8439	D9HZ 14301-N	*WC-8446
90	LN-LNT900	6	552	LH D9HZ 14300-AZ	*WC-8435	D9HZ 14301-AC	*WC-8442
				RH D9HZ 14300-S	*WC-8439	D9HZ 14301-N	*WC-8446
90	LN-LNT900 -- w/75 gal. shallow and 100 gal. deep fuel tanks	8	568	LH D9HZ 14300-AZ	*WC-8435	D9HZ 14301-AC	*WC-8442
				RH D9HZ 14300-S	*WC-8439	D9HZ 14301-N	*WC-8446
90	LN-LNT900 -- w/130 gal. deep fuel tanks	8	568	LH D9HZ 14300-Y	*WC-8433	D9HZ 14301-AC	*WC-8442
				RH D9HZ 14300-CA	*WC-8438	D9HZ 14301-M	*WC-8445
90	LN900 -- w/100 gal. shallow fuel tanks	8	568	LH D9HZ 14300-Y	*WC-8433	D9HZ 14301-AC	*WC-8442
				RH D9HZ 14300-S	*WC-8439	D9HZ 14301-N	*WC-8446

**1990/
TRUCK SERIES 600/900**

YEAR	MODEL/RESTRICTIONS	ENGINE		PART NUMBER			
		CYL.	C.I.D. (C.C.D.)	TO STARTER RELAY		TO GROUND	
				SERVICE	MOTORCRAFT	SERVICE	MOTORCRAFT
APPLICATION CHART — Cont'd							
14300-1 BATTERY CABLE							
DIESEL							
(3) 12 VOLT MAINTENANCE FREE BATTERIES MOUNTED ON R.H. AND L.H. FUEL TANKS — Cont'd							
90	LN-LNT800 -- w/75 gal. shallow and 100 gal. deep fuel tanks	8	636	(LH) D9HZ 14300-S (RH) D9HZ 14300-AZ	*WC-8439 *WC-8435	D9HZ 14301-N D9HZ 14301-AC	*WC-8446 *WC-8442
90	LN800 -- w/100 gal. shallow fuel tanks	8	636	(LH) D9HZ 14300-CA (RH) D9HZ 14300-Y	*WC-8438 *WC-8433	D9HZ 14301-N D9HZ 14301-AC	*WC-8446 *WC-8442
90	LNT800 -- w/130 gal. deep fuel tank	8	636	(LH) D9HZ 14300-CA (RH) D9HZ 14300-Y	*WC-8438 *WC-8433	D9HZ 14301-M D9HZ 14301-AS	*WC-8445 *WC-8444
90	LN-LNT900 -- w/75 gal. shallow and 100 gal. deep fuel tanks	6	855,893	(LH) D9HZ 14300-AU (RH) D9HZ 14300-BY	*WC-8436 *WC-8437	D9HZ 14301-AZ D9HZ 14301-BM	*WC-8441 *WC-8447
90	LN-LNT900 -- w/130 gal. deep fuel tanks	6	855,893	(LH) D9HZ 14300-AZ (RH) D9HZ 14300-BY	*WC-8435 *WC-8437	D9HZ 14301-AC D9HZ 14301-BM	*WC-8442 *WC-8447
90	LN900 -- w/100 gal. shallow fuel tanks	6	855,893	(LH) D9HZ 14300-AZ (RH) D9HZ 14300-BY	*WC-8435 *WC-8437	D9HZ 14301-AZ D9HZ 14301-BM	*WC-8441 *WC-8447
(4) 12 VOLT MAINTENANCE FREE BATTERIES MOUNTED ON L.H. FRAME							
90	L900 -- 162" W/B	6	426	D9HZ 14300-AM	*WC-8419	D9HZ 14301-AF	*WC-8449
90	L900 -- exc. 162" W/B	6	426	D9HZ 14300-AG	*WC-8417	D9HZ 14301-AE	*WC-8448
90	L900 -- 150" W/B	8	568	D9HZ 14300-AM	*WC-8419	D9HZ 14301-AE	*WC-8448
90	L900 -- exc. 150" W/B	8	568	D9HZ 14300-AM	*WC-8419	D9HZ 14301-AF	*WC-8449
90	L900 -- 150" W/B	6	855,893	D9HZ 14300-AY	*WC-8418	D9HZ 14301-AV	*WC-8450
90	L900 -- 162" W/B	6	855,893	D9HZ 14300-AM	*WC-8419	D9HZ 14301-AE	*WC-8448
90	L900 -- 174", 186", 204", 222" W/B	6	855,893	D9HZ 14300-AG	*WC-8417	D9HZ 14301-AE	*WC-8448
90	LN900 -- 162" W/B	6	426	D9HZ 14300-AM	*WC-8419	D9HZ 14301-AF	*WC-8449
90	LN900 -- 138", 150", 222" W/B	6	426	D9HZ 14300-AG	*WC-8417	D9HZ 14301-AE	*WC-8448
90	LN900 -- 162" W/B	8	568	D9HZ 14300-AM	*WC-8419	D9HZ 14301-AF	*WC-8449
90	LN900 -- 138", 150", 222" W/B	8	568	D9HZ 14300-AM	*WC-8419	D9HZ 14301-AE	*WC-8448
90	LN900 -- 162" W/B	6	855,893	D9HZ 14300-AM	*WC-8419	D9HZ 14301-AE	*WC-8448
90	LN900 -- 138", 150", 222" W/B	6	855,893	D9HZ 14300-AY	*WC-8418	D9HZ 14301-AV	*WC-8450
90	LNT900 -- 138", 144", 150" W/B	6	426	D9HZ 14300-AY	*WC-8418	D9HZ 14301-AV	*WC-8450
90	LNT900 -- 162", 222" W/B	6	426	D9HZ 14300-AG	*WC-8417	D9HZ 14301-AE	*WC-8448
90	LNT900 -- 138", 144", 150" W/B	8	568	D9HZ 14300-AY	*WC-8418	D9HZ 14301-AF	*WC-8449
90	LNT900 -- 162", 222" W/B	8	568	D9HZ 14300-AM	*WC-8419	D9HZ 14301-AE	*WC-8448
90	LNT900 -- 138", 144", 150" W/B	6	855	D9HZ 14300-AY	*WC-8418	D9HZ 14301-AV	*WC-8450
90	LNT900 -- 162", 222" W/B	6	855,893	D9HZ 14300-AG	*WC-8417	D9HZ 14301-AE	*WC-8448
90	LNT900 -- 138", 144", 150" W/B	6	893	D9HZ 14300-AY	*WC-8418	D9HZ 14301-BL	*WC-8453
90	LT900 -- 150" W/B	6	426	D9HZ 14300-AY	*WC-8418	D9HZ 14301-AV	*WC-8450
90	LT900 -- 162", 174", 204", 222" W/B	6	426	D9HZ 14300-AG	*WC-8417	D9HZ 14301-AE	*WC-8448
90	LT900 -- 186" W/B	6	426	D9HZ 14300-AM	*WC-8419	D9HZ 14301-AF	*WC-8449
90	LT900 -- 150" W/B	8	568	D9HZ 14300-AG	*WC-8417	D9HZ 14301-AE	*WC-8448
90	LT900 -- 162", 174", 222" W/B	8	568	D9HZ 14300-AM	*WC-8419	D9HZ 14301-AE	*WC-8448
90	LT900 -- 186", 204", W/B	8	568	D9HZ 14300-AM	*WC-8419	D9HZ 14301-AF	*WC-8449
90	LT900 -- 150" W/B	6	855,893	D9HZ 14300-AY	*WC-8418	D9HZ 14301-AV	*WC-8450
90	LT900 -- 162", 174", 204", 222" W/B	6	855,893	D9HZ 14300-AG	*WC-8417	D9HZ 14301-AE	*WC-8448
90	LT900 -- 186" W/B	6	855,893	D9HZ 14300-AM	*WC-8419	D9HZ 14301-AE	*WC-8448
90	LTS900 -- 143" W/B	6	426	D9HZ 14300-AG	*WC-8417	D9HZ 14301-AE	*WC-8448
90	LTS900 -- 155", 185", 203" W/B	6	426	D9HZ 14300-AM	*WC-8419	D9HZ 14301-AF	*WC-8448
90	LTS900 -- 143" W/B	6	855	D9HZ 14300-AG	*WC-8417	D9HZ 14301-AE	*WC-8448
90	LTS900 -- 167", 185", 203", 155" W/B	6	855,893	D9HZ 14300-AM	*WC-8419	D9HZ 14301-AE	*WC-8448

1990/
TRUCK SERIES 600/900

YEAR	MODEL/RESTRICTIONS	ENGINE		PART NUMBER			
		CYL.	C.I.D. (C.C.D.)	TO STARTER RELAY		TO GROUND	
				SERVICE	MOTORCRAFT	SERVICE	MOTORCRAFT

APPLICATION CHART — Cont'd

14300-1 BATTERY CABLE

DIESEL

(4) 12 VOLT - MAINTENANCE FREE BATTERIES MOUNTED ON R.H. AND L.H. FRAME

90	CL-CLT900 -- w/12 volt start system	6	552	LHD8HZ 14300-G RHD8HZ 14300-X	*WC-8369 *WC-8399	D8HZ 14301-L D8HZ 14301-B	*WC-8384 *WC-8377
90	CL-CLT900 -- w/24 volt start system	6	552	LHD8HZ 14300-R RHD8HZ 14300-Z	*WC-8374 *WC-8397	D8HZ 14301-N D8HZ 14301-E	*WC-8386 *WC-8379
90	CL-CLT900 -- w/12 volt start system	8	568	LHD8HZ 14300-G RHD8HZ 14300-X	*WC-8369 *WC-8399	D8HZ 14301-H D8HZ 14301-B	*WC-8382 *WC-8377
90	CL-CLT900 -- w/24 volt start system	8	568	LHD8HZ 14300-R RHD8HZ 14300-Z	*WC-8374 *WC-8397	D8HZ 14301-S D8HZ 14301-R	*WC-8388 *WC-8387
90	CL-CLT900 -- w/24 volt start system	8	736	LHD8HZ 14300-D RHD8HZ 14300-Z	*WC-8366 *WC-8397	D8HZ 14301-S D8HZ 14301-R	*WC-8388 *WC-8387
90	CL-CLT900 -- w/12 volt start system	6	855	LHD8HZ 14300-H RHD9HZ 14300-AU	*WC-8370 *WC-8436	D8HZ 14301-H D9HZ 14301-AU	*WC-8382 *WC-8440
90	CL-CLT900 -- w/24 volt start system	6	855	LHD8HZ 14300-D RHD8HZ 14300-S	*WC-8366 *WC-8375	D8HZ 14301-S D8HZ 14301-J	*WC-8388 *WC-8383
90	CL-CLT900 -- w/12 volt start system	6	893	LHD8HZ 14300-H RHD9HZ 14300-AU	*WC-8370 *WC-8436	D8HZ 14301-L D9HZ 14301-AU	*WC-8384 *WC-8440
90	CL-CLT900 -- w/24 volt start system	6	893	LHD8HZ 14300-D RHD8HZ 14300-S	*WC-8366 *WC-8375	D8HZ 14301-N D8HZ 14301-J	*WC-8386 *WC-8383
90	CL-CLT900 -- w/24 volt start system	8	1150	LHD8HZ 14300-Z RHD8HZ 14300-D	*WC-8397 *WC-8366	D8HZ 14301-U D8HZ 14301-S	*WC-8400 *WC-8388
90	LTL900 -- w/24 volt start system	6	855,893	LHD8HZ 14300-G RHD9HZ 14300-AU	*WC-8369 *WC-8398	D9HZ 14301-AU D8HZ 14301-B	*WC-8440 *WC-8377
90	LTL900 -- w/24 volt start system	8	736	LHD8HZ 14300-R RHD8HZ 14300-S	*WC-8374 *WC-8375	D8HZ 14301-N D8HZ 14301-E	*WC-8386 *WC-8379

(4) 12 VOLT - MAINTENANCE FREE BATTERIES MOUNTED ON R.H. AND L.H. FUEL TANKS

90	CL-CLT900 -- w/12 volt start system	6	552	LHD8HZ 14300-A RHD8HZ 14300-X	*WC-8364 *WC-8399	D8HZ 14301-A D9HZ 14301-AZ	*WC-8376 *WC-8401
90	CL-CLT900 -- w/24 volt start system	6	552	LHD8HZ 14300-T RHD8HZ 14300-Z	*WC-8389 *WC-8397	D8HZ 14301-D D8HZ 14301-U	*WC-8378 *WC-8400
90	CL-CLT900 -- w/12 volt start system	8	568	LHD8HZ 14300-A RHD9HZ 14300-AU	*WC-8364 *WC-8398	D8HZ 14301-A D9HZ 14301-AZ	*WC-8376 *WC-8401
90	CL-CLT900 -- w/24 volt start system	8	568	LHD8HZ 14300-T RHD8HZ 14300-S	*WC-8369 *WC-8375	D8HZ 14301-N D8HZ 14301-E	*WC-8386 *WC-8379
90	CL-CLT900 -- w/24 volt start system	8	736	LHD8HZ 14300-T RHD8HZ 14300-S	*WC-8369 *WC-8375	D8HZ 14301-N D8HZ 14301-E	*WC-8386 *WC-8379
90	CL-CLT900 -- w/12 volt start system	6	855	LHD8HZ 14300-A RHD9HZ 14300-AU	*WC-8376 *WC-8398	D8HZ 14301-L D8HZ 14301-B	*WC-8384 *WC-8377
90	CL-CLT900 -- w/24 volt start system	6	855	LHD8HZ 14300-T RHD8HZ 14300-S	*WC-8389 *WC-8375	D8HZ 14301-N D8HZ 14301-R	*WC-8386 *WC-8387
90	CL-CLT900 -- w/12 volt start system	6	893	LHD8HZ 14300-A RHD9HZ 14300-AU	*WC-8376 *WC-8398	D8HZ 14301-L D8HZ 14301-B	*WC-8384 *WC-8377
90	CL-CLT900 -- w/24 volt start system	6	893	LHD8HZ 14300-T RHD8HZ 14300-S	*WC-8389 *WC-8375	D8HZ 14301-N D8HZ 14301-R	*WC-8386 *WC-8387
90	CL-CLT900 -- w/24 volt start system	8	1150	LHD8HZ 14300-Z RHD8HZ 14300-D	*WC-8397 *WC-8366	D8HZ 14301-E D8HZ 14301-D	*WC-8379 *WC-8378
90	CL-CLT900 -- w/w/o dual tanks	6	610	E8HZ 14300-J	*WC-8853		
90	L-LT900 -- w/75 and 100 gal. fuel tanks	6	426	LHD9HZ 14300-AZ RHD9HZ 14300-K	*WC-8435 *WC-8434	D9HZ 14301-AC D9HZ 14301-AH	*WC-8442 *WC-8443
90	LT900 -- w/75,95,100,125,130 gal. fuel tanks	6	426	LHD9HZ 14300-Y RHD9HZ 14300-K	*WC-8433 *WC-8434	D9HZ 14301-AC D9HZ 14301-AH	*WC-8442 *WC-8443

**1990/
TRUCK SERIES 600/900**

YEAR	MODEL/RESTRICTIONS	ENGINE		PART NUMBER			
		CYL.	C.I.D. (C.C.D.)	TO STARTER RELAY		TO GROUND	
				SERVICE	MOTORCRAFT	SERVICE	MOTORCRAFT

APPLICATION CHART — Cont'd

14300-1		BATTERY CABLE		DIESEL							
(4) 12 VOLT-MAINTENANCE FREE BATTERIES ON R.H. AND L.H. FUEL TANKS											
90	L-LT900 -- w/75 and 100 gal. shallow fuel tanks	8	568	LHD9HZ 14300-Y	*WC-8433	D9HZ 14301-AC	*WC-8442	RHD9HZ 14300-K	*WC-8434	D9HZ 14301-AH	*WC-8443
90	L-LT900 -- w/100 gal. deep fuel tanks	8	568	LHD9HZ 14300-Y	*WC-8433	D9HZ 14301-AC	*WC-8442	RHD9HZ 14300-AA	*WC-8432	D9HZ 14301-AH	*WC-8443
90	LT900 -- w/130 gal. deep fuel tanks	8	568	LHD9HZ 14300-Y	*WC-8433	D9HZ 14301-AS	*WC-8444	RHD9HZ 14300-AA	*WC-8432	D9HZ 14301-AH	*WC-8443
90	L-LT800	8	636	LHD9HZ 14300-AA	*WC-8432	D9HZ 14301-AH	*WC-8443	RHD9HZ 14300-Y	*WC-8433	D9HZ 14301-AS	*WC-8444
90	L-LT900 -- w/75 gal. shallow and 100 gal. deep fuel tanks	6	855	LHD9HZ 14300-AZ	*WC-8435	D9HZ 14301-AC	*WC-8442	RHD9HZ 14300-K	*WC-8434	D9HZ 14301-AS	*WC-8444
90	LT900 -- w/130 gal. deep fuel tank	6	893	D9HZ 14300-Y	*WC-8433						
90	LN-LNT900 -- w/75 gal. shallow and 100 gal. deep fuel tanks	6	426	LHD9HZ 14300-AZ	*WC-8435	D9HZ 14301-AZ	*WC-8441	RHD9HZ 14300-Y	*WC-8433	D9HZ 14301-AS	*WC-8444
90	LN-LNT900 -- w/130 gal. deep fuel tanks	6	426	LHD9HZ 14300-AZ	*WC-8435	D9HZ 14301-AC	*WC-8442	RHD9HZ 14300-K	*WC-8434	D9HZ 14301-AH	*WC-8443
90	LN-LNT900 -- w/100 gal. shallow fuel tanks	6	426	LHD9HZ 14300-AZ	*WC-8435	D9HZ 14301-AC	*WC-8442	RHD9HZ 14300-K	*WC-8434	D9HZ 14301-AS	*WC-8444
90	LN-LNT900	6	552	LHD9HZ 14300-AZ	*WC-8435	D9HZ 14301-AC	*WC-8442	RHD9HZ 14300-K	*WC-8434	D9HZ 14300-AH	*WC-8443
90	LN-LNT900 -- w/75 gal. shallow and 100 gal. deep fuel tanks	8	568	LHD9HZ 14300-AZ	*WC-8435	D9HZ 14301-AC	*WC-8442	RHD9HZ 14300-K	*WC-8434	D9HZ 14301-AS	*WC-8444
90	LN-LNT900 -- w/100 gal. shallow and 130 gal. deep fuel tanks	8	568	LHD9HZ 14300-Y	*WC-8433	D9HZ 14301-AC	*WC-8442	RHD9HZ 14300-K	*WC-8434	D9HZ 14301-AH	*WC-8443
90	LN-LNT800 -- w/75 gal. shallow and 100 gal. deep fuel tanks	8	636	LHD9HZ 14300-K	*WC-8434	D9HZ 14301-AS	*WC-8444	RHD9HZ 14300-AZ	*WC-8435	D9HZ 14301-AC	*WC-8442
90	LN800 -- w/100 gal. shallow fuel tanks	8	636	LHD9HZ 14300-AA	*WC-8432	D9HZ 14301-AH	*WC-8443	RHD9HZ 14300-Y	*WC-8433	D9HZ 14301-AC	*WC-8442
90	LNT800 -- w/130 gal. deep fuel tanks	8	636	LHD9HZ 14300-AA	*WC-8432	D9HZ 14301-AH	*WC-8443	RHD9HZ 14300-Y	*WC-8433	D9HZ 14301-AS	*WC-8444
90	LN-LNT900 -- w/75 gal. shallow and 100 gal. deep fuel tanks	6	855	LHD9HZ 14300-AU	*WC-8436	D9HZ 14301-AZ	*WC-8441	RHD9HZ 14300-Y	*WC-8433	D9HZ 14301-AC	*WC-8442
90	LN-LNT900 -- w/130 gal. deep fuel tanks	6	855,893	LHD9HZ 14300-AZ	*WC-8435	D9HZ 14301-AC	*WC-8442	RHD9HZ 14300-K	*WC-8434	D9HZ 14301-AS	*WC-8444
90	LN900 -- w/100 gal. shallow fuel tanks	6	855,893	LHD9HZ 14300-AZ	*WC-8435	D9HZ 14301-AZ	*WC-8441	RHD9HZ 14300-Y	*WC-8433	D9HZ 14301-AS	*WC-8444

YEAR	MODEL/RESTRICTIONS	ENGINE		PART NUMBER	DESCRIPTION	QTY.
		CYL.	C.I.D. (C.C.D.)			
				33797-S	(M-51)-nut-5/16-18	1or2
14A301	BRACKET (RELAY MOUNTING)-If not listed below improvise					

14303 CABLE ASSY. (DASH TO ENGINE GROUND) - Also refer to group 14431 - IF NOT LISTED BELOW IMPROVISE FROM BULK WIRE (14296)						
90	C-L-LN600/800 -- diesel	8	636	E3HZ 14303-B	#E3HT 14303-BA	1
90	CF600/800 -- diesel	6	402,476	E6HZ 14303-C	#E5HT 14303-CA	1
90	CF600/800 -- diesel	6	402,476	E7HZ 14303-B	#87HU 14303-BA-use w/2 batteries	1
90	CF600/800 -- diesel	6	402,476	E7HZ 14303-C	#87HU 14303-CA-use w/3 batteries	1
90	CF600/800 -- diesel	8		E7HZ 14303-D	#87HU 14303-AA-use w/2 batteries	1
				33797-S7	(M-50)-nut-5/16"-18	1
				34806-S7	(X-64)-lockwasher-5/16"	1
90	B-F600/800 -- diesel	6	402,476	E7HZ 14303-A	19" long	1
90	L-LN600/800 -- diesel	6	402,476			1
90	L-LL-LN-LNT700/900 diesel	6	893	E9HZ 14303-A	#E9HT 14303-AA w/60 or 75 amp motorcraft alternator	1

1990/
TRUCK SERIES 600/900

14305 WIRING ASSY. (ALTERNATOR TO VOLTAGE REGULATOR)

WIRING MARKING or TAG NUMBER TO SERVICE WIRING PART NUMBER GUIDE

The purpose of this guide is to facilitate the identification of the Service Wiring Part Number. The chart that follows lists the Wiring Markings or Tag Numbers in numerical sequence. For many vehicles the Service Wiring Part Number will be the same as the Wiring Marking or Tag Number. This type of replacement will cause little or no installation problems. However, when the Service Wiring differs from the Wiring Marking or Tag Number it will be necessary to match lead wires and to tape up those lead wires which are not required. This is necessary when the Service Wiring has a more general application than the original wiring installed by the factory. Following this guide chart, Service Wiring Part Numbers are listed by model year and vehicle usage which will permit the identification of replacement wiring when the wiring identification marking or tag number is not known.

IDENTIFICATION CHART

Marking or Tag Number		Part Number		Marking or Tag Number		Part Number	
14305 WIRING ASSY. (ALTERNATOR TO VOLTAGE REGULATOR)							
D5HB	14305-EA	E1HZ	14305-G	E5HT	14305-BB	E6HZ	14305-B
D5HB	14305-FA	E1HZ	14305-G	E5HT	14305-CA	E5HZ	14305-C
D5HB	14305-GA	E1HZ	14305-E	E5HT	14305-CB	E6HZ	14305-C
D5HB	14305-HA	E1HZ	14305-F	E5HT	14305-DA	E5HZ	14305-D
D5HB	14305-JA	E1HZ	14305-F	EDE7HT	14305-BC	E7HZ	14305-B
D5HB	14305-KA	E1HZ	14305-E	E7HT	14305-FA	E7HZ	14305-F
D8HT	14305-EA	D8HZ	14305-CA	E7HT	14305-GA	E7HZ	14305-G
D8HT	14305-FA	D8HZ	14305-DA	E7HT	14305-HA	E7HZ	14305-H
D8HT	14305-HB	D9HZ	14305-R	E7HT	14305-JA	E7HZ	14305-J
D8HT	14305-NB	D9HZ	14305-Y	E7HT	14305-KA	E7HZ	14305-K
D9HT	14305-RA	D9HZ	14305-U	E7HT	14305-LA	E7HZ	14305-L
D9HT	14305-RB	D9HZ	14305-U	E7HT	14305-MA	E7HZ	14305-M
D9HT	14305-ADB	D9HZ	14305-J	E7HT	14305-NA	E7HZ	14305-N
EDD9HT	14305-AEB	D9HZ	14305-K	E7HT	14305-RA	E7HZ	14305-R
D9HT	14305-AEC	D9HZ	14305-K	EDE7HT	14305-RA	E7HZ	14305-R
D9HT	14305-AHA	E1HZ	14305-D	E8HT	14305-AB	E8HZ	14305-A
D9HT	14305-AJA	E1HZ	14305-J	E8HT	14305-MB	E8HZ	14305-M
E0HT	14305-ZA	D9HZ	14305-L	E8HT	14305-UA	E8HZ	14305-U
E0HT	14305-ABA	D8HZ	14305-EA	E8HT	14305-YA	E8HZ	14305-Y
E0HT	14305-ACA	D8HZ	14305-H	E8HT	14305-ZA	E8HZ	14305-Z
E0HT	14305-ADA	D8HZ	14305-M	E8HT	14305-AAA	E8HZ	14346-B
E0HT	14305-AEA	D8HZ	14305-N	E8HT	14305-ABA	E8HZ	14346-A
E0HT	14305-ACB	D8HZ	14305-N	E8HT	14305-ACA	E8HZ	14305-AC
E0HT	14305-AFA	D8HZ	14305-R	E8HT	14305-ADA	E8HZ	14305-AD
E1HT	14305-FA	D8HZ	14305-H	E8HT	14305-ADB	E8HZ	14305-AD
E1HT	14305-GA	D8HZ	14305-EA	E8HT	14305-AEA	E8HZ	14305-AE
E1HT	14305-HA	D8HZ	14305-M	E8HT	14305-AEB	E8HZ	14305-AE
E1HT	14305-JA	D8HZ	14305-R	E8HT	14305-AFA	E8HZ	14305-AF
E1HT	14305-LA	D9HZ	14305-R	E8HT	14305-AGA	E8HZ	14305-AGA
E1HT	14305-MA	D9HZ	14305-Y	E8HT	14305-AGC	E8HZ	14305-AGA
E1HT	14305-RA	D9HZ	14305-U	E8HT	14305-AMA	E8HZ	14305-AM
E1HT	14305-SA	D9HZ	14305-X	E8HT	14305-ARA	E8HZ	14305-AR
E1HT	14305-TA	D9HZ	14305-Z	E8HT	14305-ASA	E8HZ	14305-AS
E1HT	14305-UA	D8HZ	14305-N	E9HT	14305-AA	E9HZ	14305-A
E1HT	14305-JA	D9HZ	14305-T	E9HT	14305-CA	E9HZ	14305-C
E4HT	14305-CB	E4HZ	14305-C	E9HT	14305-DA	E9HZ	14305-D
E4HT	14305-DB	E4HZ	14305-D	E9HT	14305-EA	E9HZ	14305-E
E4HT	14305-EB	E4HZ	14305-E	E9HT	14305-FA	E9HZ	14305-F
E5HT	14305-AA	E5HZ	14305-A	E9HT	14305-GA	E9HZ	14305-G
E5HT	14305-AB	E6HZ	14305-B	E9HT	14305-HA	E9HZ	14305-H
E5HT	14305-BA	E5HZ	14305-B	E9HT	14305-ADB	F0HZ	14305-AD

1990/
TRUCK SERIES 600/900

SECTION 140 21

IDENTIFICATION CHART

Marking or Tag Number	Part Number	Marking or Tag Number	Part Number
14305 WIRING ASSY. (ALTERNATOR TO VOLTAGE REGULATOR) — Cont'd			
FOHT 14305-AAA	FOHZ 14305-A	FOHT 14305-KA	FOHZ 14305-K
FOHT 14305-ABA	FOHZ 14305-B	FOHT 14305-LA	FOHZ 14305-L
FOHT 14305-ACA	FOHZ 14305-C	FOHT 14305-MA	FOHZ 14305-M
FOHT 14305-ADA	FOHZ 14305-D	FOHT 14305-AKA	FOHZ 14305-N
FOHT 14305-AEA	FOHZ 14305-E	FOHT 14305-ALA	FOHZ 14305-P
FOHT 14305-AFA	FOHZ 14305-F	FOHT 14305-AJA	FOHZ 14305-AJ
FOHT 14305-AGA	FOHZ 14305-G	FOHT 14305-AMA	FOHZ 14305-AM
FOHT 14305-HA	FOHZ 14305-H	E9HT 14305-ATA	E9HZ 14305-AT
FOHT 14305-JA	FOHZ 14305-J		

YEAR	MODEL/RESTRICTIONS	ENGINE		PART NUMBER	DESCRIPTION	QTY.
		CYL.	C.I.D. (C.C.D.)			

APPLICATION CHART

14305 WIRING ASSY. (ALTERNATOR TO VOLTAGE REGULATOR)						
--	--	--	--	--	--	--

B-F SERIES

(Refer to Group 14289)

C-CT SERIES

90	C-CT600/900 -- w/non-unitized tractor package	6&8	All	D9HZ 14305-K		1
90	C-CT600/900 -- w/o non-unitized tractor package	6&8	All	D9HZ 14305-J		1

CL-CLT SERIES

90	CL-CLT900 -- w/24 volt start system "From 12/83"	6	893	E4HZ 14305-C		1
90	CL-CLT900 -- w/12 volt start system "From 12/83"	6	893	E4HZ 14305-D	Use w/delco or 90 amp or LN 70 or 90 amp or 105 amp alternator	1
90	CL-CLT900 -- w/12V strt sys.	8	568	D9HZ 14305-Y	Use w/Delco 75 or 90 amp. or L/N 70,90 or 105 amp. alternator	1
90	CL-CLT900 -- w/12V strt sys.	6	855	D9HZ 14305-R	Use w/Delco 75 or 90 amp. or L/N 70,90 or 105 amp. alternator	1
90	CL-CLT900 -- w/12V strt sys.	6	855	D9HZ 14305-U	Use w/Ford 70 or 90 amp. alternator	1
90	CL-CLT900 -- w/12 volt start sys. "From 12/83"	6	893	E4HZ 14305-E	Use with Ford 70 or 90 amp alternator	1
90	CL-CLT900 -- diesel	6	610	E8HZ 14305-A	Use with IAR alternator	1
90	CL-CLT900 -- diesel	6	610	E8HZ 14305-M	Use with non IAR alternator	1
90	CL-CLT900			E8HZ 14305-Y	Use with non IRA alternator	1
90	CL-CLT900			E8HZ 14305-Z	Use with IRA alternator	1
90	CL-CLT900 -- diesel w/Cummins L10	6	611	E9HZ 14305-A	Use with 75, 90 amp. Delco amp. or 90, 105 amp. L/N alt	1
90	CL-CLT900 -- diesel w/Cummins NTC	6	855	E9HZ 14305-C	Use with 75, 90 amp. Delco amp. or 90, 105 amp. L/N alt.	1
90	CL-CLT900 -- diesel w/Cummins NTC	6	855	FOHZ 14305-AD	Use with 75, 90 amp. Motorcraft alt.	1
90	CL-CLT900 -- diesel w/Cat. 3406	6	893	E9HZ 14305-E	Use with 75, 90 amp. Motorcraft alt.	1
90	CL-CLT900 -- diesel w/Cat. 3406	6	893	E9HZ 14305-F	Use with 75, 90 amp. Delco alt. or 90, 105 amp. L/N alt.	1
90	CL-CLT900 -- diesel w/Cumm. NTC	6	855	E9HZ 14305-G	Use with 75, 90 amp. Motorcraft alt.	1
90	CL-CLT900 -- diesel w/Cumm. NTC	6	855	E9HZ 14305-H	Use with 75, 90 amp. Delco alt. or 90, 105 amp. L/N alt.	1
90	CL-CLT900 w/3406 Cat w/fuel inj.	6	893	FOHZ 14305-GA	W/85 or 105 amp Delco or 90 amp or 105 amp LIN alternator	1
90	CL-CLT900 w/3406 Cat w/fuel inj.	6	893	FOHZ 14305-FA	W/75 or 90 amp motorcraft alt.	1

JULY, 1989

COPYRIGHT © 1989—

FORD MOTOR
COMPANY

—DEARBORN, MICHIGAN

NEW ISSUE

1990/
TRUCK SERIES 600/900

YEAR	MODEL/RESTRICTIONS	ENGINE		PART NUMBER	DESCRIPTION	QTY.
		CYL.	C.I.D. (C.C.D.)			
L SERIES						
90	L600/900 w/L10 cummins	6	610	E9HZ 14305-AT	W/75 or 90 amp motorcraft alt.	1
90	LN900 -- Cummins L-10 diesel	6	610	E9HZ 14305-AR	W/75 or 90 amp. mtr. cft. alt.	1
90	L-LT-LTL-LTS800/900(105" BBC) -- Cummins NTC-LTA diesel	6	610	E5HZ 14305-B		1
90	L-LT-LTL-LTS800/900(105" BBC) -- Cummins NTC-LTA diesel	6	610	E6HZ 14305-B		1
90	LTL900(116" BBC) -- Cummins diesel	6	610	E5HZ 14305-C		1
90	L-LT-LTL-LTS800/900(116" BBC) -- Cummins NTC-LTA diesel	6	610	E6HZ 14305-C		1
90	L-LT-LTS600/900 -- FTO diesel	6	402,476	E7HZ 14305-B		1
90	LN-LNT600/900 -- FTO diesel	6	402,476			1
90	L-LS-LT-LTS600/900(105" BBC) -- L10 Cummins diesel	6	610	E7HZ 14305-F	Use w/Ford 70 or 90 amp. alternator	1
90	L-LS-LT-LTS600/900(116" BBC) -- L10 Cummins diesel	6	610	E7HZ 14305-G	Use w/Ford 70 or 90 amp. alternator	1
90	L-LT-LTS600/900 -- L10 Cummins diesel	6	610	E7HZ 14305-J	Use w/Delco 75 amp. alternator	1
90	LN-LNT600/900 -- L10 Cummins diesel	6	610	E7HZ 14305-H	Use w/Delco 75 amp. alternator	1
90	LL-LTL600/900 L10 Cummins	6	610	E9HZ 14305-AR	Use w/75 or 90 amp Motorcraft alt.	1
90	L-LN600/900 w/L10 Cummins	6	610	E9HZ 14305-AV	Use w/85 amp. Delco alt.	1
90	LL-LTL600/900 w/L10 Cummins	6	610	E9HZ 14305-AY	Use w/85 amp. Delco alt.	1
90	L-LN600/900 w/cat 3406	6	893	E9HZ 14305-AZ	Use w/85 amp. Delco alt.	1
90	LTL900 -- L10 Cummins diesel	6	610	E7HZ 14305-K	Use w/Delco 75 amp. alternator	1
90	LTL900 -- diesel	6	893	E7HZ 14305-L		1
90	L-LN-LNT-LT900 -- diesel	6	893	E7HZ 14305-M	Use with 75 amp Delco alternator	1
90	L-LN-LNT-LT900 -- diesel	6	893	E7HZ 14305-N	Use with Ford alternator	1
90	L-LN-LS800 -- diesel	8	636	E7HZ 14305-R		1
90	LTL900 -- diesel	6	855	E8HZ 14305-U		1
90	L-LL-LN-LNT-LS-LT-LTL- LTS600/900 -- diesel	8	636	E8HZ 14305-AC	Use with IAR alternator	1
90	L-LL-LN-LNT-LS-LT-LTL- LTS600/900 -- diesel	6	476	E8HZ 14305-AD	Use with IAR alternator	1
90	L-LL-LN-LNT-LS-LT-LTL- LTS600/900 -- diesel	6	476	E8HZ 14305-AE	Use with non IAR alternator	1
90	LTL900 -- diesel	6	893	E8HZ 14305-AF	Use with non IAR alternator	1
90	L-LL-LN-LT-LTL- 600/900 -- diesel	6	629	FOHZ 14305-AD	Use w/75 or 90 amp. Motorcraft alt.	1
90	L-LT-LTL-LTS800/900 diesel-Cummins	6	611,855	E8HZ 14305-AM		1
90	LN-LNT700/900 -- diesel 3406 Cat.	6	893	E8HZ 14305-AR	Use w/75/90 amp. Motorcraft alt.	1
90	L-LL-LN-LNT-LS-LT-LTL- LTS600/900 -- diesel 3406 Cat.	6	893	E8HZ 14305-AS	Use w/75/90 amp. Motorcraft alt.	1
90	CL-CLT900	6&8	All	95874-S	(Y-6) strap (attach wiring to 6B018) (Attach wiring to ambient switch lead)	1
90	C-CT600/900	6&8	All	20324-S8	(B-150)-bolt (wiring & clip 377722-S to cab body support) -1/4-28" x 1/2"	1
		6&8	All	33795-S7	(M-49)-nut-1/4"-20	1
90	C-CT600/900	6&8	All	31498-S8	(U-253-B)-screw (wiring & clip 377722-S to front floor cross member)-No. 14-10 x 5/8"	1
90	C-CT600/900	6&8	All	376219-S	(GG-151)-clip (wiring to floor pan)	1

1990/
TRUCK SERIES 600/900

YEAR	MODEL/RESTRICTIONS	ENGINE		PART NUMBER	DESCRIPTION	QTY.
		CYL.	C.I.D. (C.C.D.)			

APPLICATION CHART — Cont'd

14305 WIRING ASSY. (ALTERNATOR TO VOLTAGE REGULATOR) — Cont'd						
L SERIES						
90	CL-CLT900	6	893	58633-S2	(BB-77-D) bolt (attach wire and 14304 cable to engine)	2
90	CL-CLT900	8	1150		(attach wire and 12A294 to engine)	1
90	CL-CLT900	6	893	384044-S100	(GG-399-G) Clip (attach wire and 14304 cable to engine)	6
90	CL-CLT900	8	1150		(attach wire and 12A294 to engine)	3
90	CL-CLT900	6&8	All	55736-S2	(M-96-F) Nut (attach wire to engine cover)	AR
90	L-LT900 -- diesel	8	903	377695-S100	(GG-213-D)-clip (wire to engine)	1
90	L-LN-LNT-LT-LTL-LTS800/900 -- diesel	6	610	390550-S36	(WW-97-K) stud 1/4"-20-7/16" x 1.06 hex. shoulder-(wiring to alternator)	1
14A309 SHELL (WIRE CONNECTOR)						
90	C-F600/750 -- w/dual vacuum brakes	6&8	All	C8TZ 14A309-C	Nylon	AR
90	B-CF-F600/800	6&8	All	C9TZ 14A309-A	Nylon	AR
90	All	6&8	All	D3AZ 14A309-C	Gray-3 cavities	AR
14A313 WIRE ASSY. (WARNING INDICATOR)						
90	C-CT800 -- diesel w/M/T 653 Allison trans.	6&8	All	E4HZ 14A313-B	#E4HT 14A313-BA	1
90	C-CT600/900 -- Canada	6&8	All	D6HZ 14A313-F	#D6HS 14A313-FA-air brakes	1
90	CL900 -- 110", 120", 126", 134" and 142" W/B	6&8	All	D8HZ 14A313-D	#D7HT 14A313-AC,BC,CC,DC, D8HT 14A313-AA-axle temp.	1
90	CLT900 -- 142", 145", 148", 152" and 164" W/B	6&8	All	D8HZ 14A313-P	#D7HT 14A313-GB,HB,JB,KB,LB,-axle temp.	1
90	CLT900 -- 178",186",204", and 246" W/B	6&8	All	D8HZ 14A313-B	#D7HT 14A313-MB,MC, D8HT 14A313-BA,CA,DA-axle temp.	1
90	CL900 -- 126" W/B with single axle	6&8	All	E8HZ 14A313-B	#E8HT 14A313-BA	1
90	CL900 -- 120" W/B with single axle	6&8	All	E8HZ 14A313-C	#E8HT 14A313-CA	1
90	CL900 -- 134" W/B with single axle	6&8	All	E8HZ 14A313-D	#E8HT 14A313-DA	1
90	CL900 -- 142" W/B with single axle	6&8	All	E8HZ 14A313-E	#E8HT 14A313-EA	1
90	B-F-FT700/800 -- diesel w/M/T 643, M/T 653 Allison trans.	8	501	E3HZ 14A313-A	#E3HT 14A313-AA	1
90	B-F-FT700/800 -- diesel w/M/T 653 Allison trans.	6&8	All	E4HZ 14A313-C	#E4HT 14A313-CA	1
90	B-F-FT600/900	6	402,476	E7HZ 14A313-A	#E7HT 14A313-AA,AB, ED-E7HT 14A313-AA-contains (1) C7SZ 10C912-A diode	1
90	B-F-FT600/900 -- w/A/T	8	370,429	E7HZ 14A313-D	#E7HT 14A313-DA	1
90	L-LL-LN-LNT-LS-LT-LTL-LTS600/900 -- w/A/T	6&8	All	E8HZ 14A313-A	#E8HT 14A313-AA,AB	1
90	CL-CLT900	6&8	All	55736-S2	(M-96-F) nut (attach wire to side rail)	AR
90	CL-CLT900 -- Canada only	6&8	All	45338-S2	(M-89-P) nut (attach wire to 5016)	1
14A318 WIRING ASSY. (ACCESSORY FEED)						
90	L-LL-LN-LNT-LS-LT-LTL-LTS600/900 -- city delivery w/air brakes	6&8	All	E8HZ 14A318-B	#E8HT 14A318-BB,BC,BD	1
90	L-LL-LN-LNT-LS-LT-LTL-LTS600/900 -- fleet instr. pnl. w/air brakes	6&8	All	E8HZ 14A318-D	#E8HT 14A318-DB,DC,DD	1
90	L-LL-LN-LNT-LS-LT-LTL-LTS600/900 -- fuel instr. pnl. w/air brakes	6&8	All	E8HZ 14A318-E	#E8HT 14A318-EB,EC,ED	1

1990/
TRUCK SERIES 600/900

YEAR	MODEL/RESTRICTIONS	ENGINE		PART NUMBER	DESCRIPTION	QTY.
		CYL.	C.I.D. (C.C.D.)			
14A318 WIRING ASSY. (ACCESSORY FEED) — Cont'd						
90	L-LN-LT-LNT-LTL-LTS 800/900 -- w/fleet or full instr. panel	6&8	All	E9HZ 14A318-A	#E9HT 14A318-AA	1
90	L-LN-LT-LNT-LTL-LTS 800/900 -- w/city del. instr. panel	6&8	All	E9HZ 14A318-B	#E9HT 14A318-BA	1
14323 WIRE ASSY. (HEATER SWITCH TO FUSE PANEL) - Improve from bulk wiring (14296)						
14A323 BRACKET ASSY. (RELAY MOUNTING)						
90	CL-CLT900 -- "From 5/80"	6&8	All	E0HZ 14A323-A		1
14324 WIRING ASSY. (ENGINE TO FRAME) - Improve from bulk wiring (14296)						
14A333 WIRE ASSY. (BODY MAIN EXTENSION) - Improve from bulk wiring (14296)						
14334-5 Refer to group 13A709						
14A336 Refer to group 7E464						
14A341 OUTLET and WIRING ASSY. (TRAILER)						
90	CF600/800 -- w/tractor pkg.	6	402,476	E8HZ 14A341-A	#E8HT 14A341-AA	1
90	CL-CLT900 -- 64" BBC exc. sleeper	6&8	All	D8HZ 14A341-A	#D7HT 14A341-AC,FB E0HT 14A341-BA,DA	1
90	CL-CLT900 -- 110" BBC, sleeper	6&8	All	D8HZ 14A341-B	#D7HT 14A341-BB,BC, E0HT 14A341-CA	1
90	CL-CLT900 -- 76" and 88" BBC Sleeper	6&8	All	D8HZ 14A341-D	#D7HT 14A341-GA, E0HT 14A341-EA	1
90	CL-CLT900 -- 110" BBC	6	855,893	E9HZ 14A341-B	#E9HT 14A341-BA	1
90	CL-CLT900 -- 88" BBC	6	610,855, 893	E9HZ 14A341-C	#E9HT 14A341-CA	1
90	CL-CLT900 -- 64" BBC	6	610,855, 893	E9HZ 14A341-F	#E9HT 14A341-AA	1
90	CL-CLT900 -- 64" BBC	6	893	F0HZ 14A341-A	#F0HT 14A341-AA 3406 cat w/fuel injec.	1
90	CL-CLT900 -- 88" BBC	6	893	F0HZ 14A341-B	#F0HT 14A341-BA 3406 cat w/fuel inj.	1
90	CL-CLT900 -- 110" BBC	6	893	F0HZ 14A341-C	#F0HT 14A341-CA 3406 cat w/fuel inj.	1
90	F-FT600/800(81)	6&8	All	E3HZ 14A341-A	#E3HT 14A341-AA	1
90	B-F600/900 -- w/non- unitized tractor pkg.	6&8	All	E8HZ 14A341-D	#E8HT 14A341-DA	1
90	L-LN-LNT-LT-LTL-LTS600/900 -- w/o unitized tractor package	6&8	All	E7HZ 14A341-B	#E7HT 14A341-BA	1
90	L-LL-LN-LNT-LS-LT-LTL-LTS 600/900 -- w/unitized tractor pkg.	6&8	All	E8HZ 14A341-B	#E8HT 14A341-BA	1
90	L-LN-LNT-LT-LTS600/900 -- w/unitized tractor pkg.	6&8	All	E9HZ 14A341-G	#E9HT 14A341-GA	1
90	L-LN-LNT-LT-LTS600/900 -- w/unitized tractor pkg.	6&8	All	E9HZ 14A341-H	#E9HT 14341-HA	1
14346 WIRING ASSY. (LOW AIR PRESSURE BUZZER TO SWITCH)						
90	CL-CLT900	6&8	All	D8HZ 14346-A	#D7HT 14346-BA,D8HT 14346-AA	1
90	C-CT600/800 -- w/air brakes, IAR alternator & tractor pkg.	6&8	All	E8HZ 14346-A	#E8HT 14305-ABA	1
90	C-CT600/800 -- w/air brakes, IAR alternator w/o tractor pkg.	6&8	All	E8HZ 14346-B	#E8HT 14305-AAA	1
14A382 WIRING ASSY. (WARNING INDICATOR EXTENTION)						
90	L900	6&8	All	*	#E8HT 14A382-AA-improvise from 18 gauge bulk wire	1
90	L-LL-LN-LNT-LS-LT-LTL- LTS600/900 -- w/trans. or rear axle temp. warning system	6&8	All	E8HZ 14A382-B	#E8HT 14A382-BB,BC,BD	1
14396 Cover Assy.-refer to group 14A257						

14398 WIRING ASSY. (DASH PANEL TO ENGINE)
WIRING IDENTIFICATION and/or T.S.L. CROSS-REFERENCE GUIDE

1. How to use the Truck Specification List (T.S.L.) to locate a dash panel-to-engine wiring service part number:
 - a. Locate the dash panel-to-engine wiring part number shown on the Truck Specification List.
 - b. Use the Cross-Reference below to find the correct service part number. NOTE: when the service wiring differs from the original wiring, it will be necessary to tape up unused lead wires.
2. How to use tag numbers or markings to locate a dash panel-to-engine wiring service part number:
 - a. Locate a tag number or marking on the dash panel-to-engine wiring of the truck.
 - b. Use the Cross-Reference below to find the correct service part number. NOTE: when the service wiring differs from the original wiring, it will be necessary to tape up the unused lead wires.
3. If a T.S.L. or marking is not available, obtain the truck model and year and refer to the model application listing below to locate the correct wiring part number.

IMPORTANT Always furnish appropriate warranty or rating plate information and DSO number if applicable when ordering parts not listed in the catalog.

IDENTIFICATION CHART

WIRING IDENT. or T.S.L. NO.	SER. WIRING PART NO.	WIRING IDENT. or T.S.L. NO.	SER. WIRING PART NO.
14398 WIRING ASSY. (DASH PANEL TO ENGINE)			
EDD7HT 14398-EH	E0HZ 14398-V	EDE4HT 14398-FA	E4HZ 14398-F
EDD7HT 14398-FJ	E0HZ 14398-V	E4HT 14398-FB	E4HZ 14398-R
D9HT 14398-BC	D9HZ 14398-B	E4HT 14398-GB	E4HZ 14398-G
D9HT 14398-FB	D9HZ 14398-F	EDE4HT 14398-GB	E4HZ 14398-G
D9HT 14398-GA	D9HZ 14398-G	E4HT 14398-GC	E4HZ 14398-G
D9HT 14398-HA	D9HZ 14398-H	E4HT 14398-GE	E5HZ 14398-G
E0HT 14398-NA	D9HZ 14398-G	E4HT 14398-HD	E5HZ 14398-H
E0HT 14398-MA	E0HZ 14398-M	E4HT 14398-JC	E4HZ 14398-J
E0HT 14398-RA	D9HZ 14398-E	E4HT 14398-JE	E5HZ 14398-J
E0HT 14398-SA	D9HZ 14398-E	E4HT 14398-KB	E4HZ 14398-K
E0HT 14398-TA	E0HZ 14398-T	EDE4HT 14398-KC	E5HZ 14398-K
E0HT 14398-YB	E0HZ 14398-V	E5HT 14398-AC	E6HZ 14398-A
E0HT 14398-VB	E0HZ 14398-V	E5HT 14398-BA	E5HZ 14398-B
E1HT 14398-BD	E1HZ 14398-A	EDE5HT 14398-BA	E5HZ 14398-B
E1HT 14398-BG	E2HZ 14398-E	E5HT 14398-BB	E5HZ 14398-B
E1HT 14398-DA	E0HZ 14398-L	EDE5HT 14398-BB	E5HZ 14398-B
E1HT 14398-EA	E0HZ 14398-M	E5HT 14398-CA	E5HZ 14398-C
EDE1HT 14398-EA	E0HZ 14398-M	EDE5HT 14398-CA	E5HZ 14398-C
E1HT 14398-FA	D9HZ 14398-F	EDE5HT 14398-CB	E5HZ 14398-C
E1HT 14398-GA	D9HZ 14398-E	E5HT 14398-CB	E5HZ 14398-C
E2HT 14398-FA	E3HZ 14398-F	E5HT 14398-FB	E5HZ 14398-R
E2HT 14398-GA	E0HZ 14398-V	E5HT 14398-GB	E5HZ 14398-S
E2HT 14398-HA	E0HZ 14398-V	E5HT 14398-LA	E6HZ 14398-B
E3HT 14398-AA	E3HZ 14398-A	E6HT 14398-AC	E7HZ 14398-B
E3HT 14398-BA	E3HZ 14398-B	E7HT 14398-AA	E7HZ 14398-A
E3HT 14398-KA	E3HZ 14398-K	E7HT 14398-AB	E7HZ 14398-A
E3HT 14398-LA	E3HZ 14398-N	EDE7HT 14398-CA	E7HZ 14398-C
E4HT 14398-AB	E4HZ 14398-A	E7HT 14398-DA	E7HZ 14398-D
EDE4HT 14398-AB	E4HZ 14398-A	E7HT 14398-EA	E7HZ 14398-E
E4HT 14398-AC	E5HZ 14398-A	EDE7HT 14398-FB	E7HZ 14398-F
E4HT 14398-CD	E4HZ 14398-C	E7HT 14398-GB	E7HZ 14398-G
E4HT 14398-CF	E5HZ 14398-P	EDE7HT 14398-HB	E7HZ 14398-H
E4HT 14398-DC	E4HZ 14398-D	E7HT 14398-HC	E7HZ 14398-H
E4HT 14398-FA	E4HZ 14398-F	E7HT 14398-JB	E7HZ 14398-J
		E8HT 14398-BA	E8HZ 14398-B

1990/
TRUCK SERIES 600/900

IDENTIFICATION CHART

WIRING IDENT. or T.S.L. NO.	SER. WIRING PART NO.	WIRING IDENT. or T.S.L. NO.	SER. WIRING PART NO.
14398 WIRING ASSY. (DASH PANEL TO ENGINE) — Cont'd			
E8HT 14398-KA	E8HZ 14398-K	E9HT 14398-CB	E9HZ 14398-C
E8HT 14398-KB	E8HZ 14398-K	E9HT 14398-DA	E9HZ 14398-D
E8HT 14398-LA	E8HZ 14398-L	E9HT 14398-DB	E9HZ 14398-D
E8HT 14398-LB	E8HZ 14398-L	E9HT 14398-EA	E9HZ 14398-E
E8HT 14398-MA	E8HZ 14398-M	E9HT 14398-EB	E9HZ 14398-E
E9HT 14398-AA	E9HZ 14398-A	E9HT 14398-FA	E9HZ 14398-F
E9HT 14398-BA	E9HZ 14398-B	E9HT 14398-FB	E9HZ 14398-F
E9HT 14398-CA	E9HZ 14398-C	E9HT 14398-RA	E9HZ 14398-R
		E9HT 14398-SA	E9HZ 14398-S

YEAR	MODEL/RESTRICTIONS	ENGINE		PART NUMBER	DESCRIPTION	QTY.
		CYL.	C.I.D. (C.C.D.)			

APPLICATION CHART

14398 WIRING ASSY. (DASH PANEL TO ENGINE)						
Notes: L/N-Leece-Neville						
90	B-F-FT600/900 -- diesel w/fixed hood	6&8	All	E7HZ 14398-J		1
90	B-F-FT600/900 -- gas w/fixed hood	8	370,429	E7HZ 14398-G		1
90	B-F-FT600/900 -- gas w/tilt hood	8	370,429	E7HZ 14398-F		1
90	B-F-FT600/900 -- diesel w/tilt hood	6&8	All	E7HZ 14398-H		1
90	B-F600/900 -- gas w/tilt hood	6&8	All	E9HZ 14398-C		1
90	B-F600/900 -- gas w/alligator hood	6&8	All	E9HZ 14398-D		1
90	B-F600/900 -- diesel w/tilt hood	6&8	All	E9HZ 14398-E		1
90	B-F600/900 -- diesel w/Alligator hood	6&8	All	E9HZ 14398-F		1
90	B-F600/900 -- diesel w/fixed hood	6&8	All	E9HZ 14398-R		1
90	B-F600/900 -- gas w/fixed hood	6&8	All	E9HZ 14398-S		1
90	C-CT600/900 -- diesel w/hyd. brakes	6&8	All	E7HZ 14398-D		1
90	C-CT600/900 -- diesel w/air brakes	6&8	All	E7HZ 14398-E		1
90	C-CT600/900 -- w/air brakes & IAR alternator	6&8	All	E8HZ 14398-B		1
90	CF600/800 "From 4/87"	6	402,476	E7HZ 14398-A	Use with 60 amp. alternator	1
90	CL-CLT900 -- diesel w/o axle or transmission temperature gauges	6&8	All	E5HZ 14398-B	Use with all alternators	1
90	CL-CLT900 -- diesel w/axle or transmission temperature gauges	6&8	All	E5HZ 14398-C	Use with all alternators	1
90	CL-CLT900 -- diesel w/o trans. or oil temp. warning system	6&8	All	E8HZ 14398-K		1
90	CL-CLT900 -- diesel w/trans. or oil temp. warning system	6&8	All	E8HZ 14398-L		1

1990/
TRUCK SERIES 600/900

YEAR	MODEL/RESTRICTIONS	ENGINE		PART NUMBER	DESCRIPTION	QTY.
		CYL.	C.I.D. (C.C.D.)			

APPLICATION CHART

14398 WIRING ASSY. (DASH PANEL TO ENGINE) — Cont'd

Notes: L/N-Leece-Neville

90	CL-CLT900 -- w/o rr axle temp. gauge, w/o trans. temp. gauge, w/o engine retarder	6&8	All	E9HZ 14398-A		1
90	CL-CLT900	6&8	All	E9HZ 14398-B		1
90	L-LN-LNT-LT-LTS800/900 -- diesel	6&8	All	E8HZ 14398-M	Use w/75 or 90 amp. Motorcraft alt.	1
90	L-LN-LNT-LT-LTL-LTS600/900	8	370,429	E7HZ 14398-C		1
90	L-LT-LTL-LTS800/900 -- Cummins L-10 diesel	6	610	E6HZ 14398-B		1
90	C-CT600/900	8	All	20384-S8	(B-43)-bolt (alternator wiring to R.H. frame side member)-1/4"-20 x 1"	1or2
90	C-CT600/900	6&8	All	33795-S7	(M-49)-nut-1/4"-20	AR
90	C-CT600/900	6&8	All	44719-S8	(X-71)-washer-flat-1/4"	AR
90	C-CT600/900	6&8	All	383255-S	(MM-296-AC)-nut (attach wiring to rear of alternator) No. 10-32	1
90	C-CT600/900	6&8	All	383256-S	(MM-296-AE)-nut (attach wiring to rear of alternator) 1/4"-20	1
90	CL-CLT900	6&8	All	55736-S2	(M-96-F) Nut (attach wire to engine cover)	AR

14401 WIRING ASSY. (INSTRUMENT PANEL TO DASH PANEL)
WIRING IDENTIFICATION and/or T.S.L. CROSS-REFERENCE GUIDE

1. How to use the Truck Specification List (T.S.L.) to locate a cowl wiring service part number:

- a. Locate the cowl wiring part number shown on the Truck Specification List.
- b. Use the Cross-Reference below to find the correct service part number.

NOTE: When the service wiring differs from the original wiring, it will be necessary to tape up unused lead wires.

2. How to use tag numbers or markings to locate a cowl wiring service part number:

- a. Locate a tag number or marking on the cowl wiring of the truck.
- b. Use the Cross-Reference below to find the correct service number.

NOTE: When the service wiring differs from the original wiring, it will be necessary to tape up unused lead wires.

3. If a T.S.L. or marking is not available, obtain the truck model and year and refer to the model application chart which follows the Identification Chart.

IMPORTANT

Always furnish appropriate warranty or rating plate information and DSO number if applicable when ordering parts not listed in the catalog.

IDENTIFICATION CHART

(Arranged according to Identification Number)

IDENTIFICATION	PART NUMBER	IDENTIFICATION	PART NUMBER
D8HT 14401-EB	D9HZ 14401-N	ED E4HT 14401-BE	E4HZ 14401-B
D1- D8HT 14401-EB	E1HZ 14401-S	E4HT 14401-EF	E4HZ 14401-E
D8HT 14401-JB	D9HZ 14401-N	ED E4HT 14401-EF	E4HZ 14401-E
ED- D8HT 14401-JB	D9HZ 14401-N	ED2 E4HT 14401-EF	E4HZ 14401-E
D1- D8HT 14401-JB	E1HZ 14401-S	E4HT 14401-EH	E4HZ 14401-E
D9HT 14401-GC	E0HZ 14401-L	E4HT 14401-FE	E4HZ 14401-F
D9HT 14401-HC	E0HZ 14401-M	ED E4HT 14401-FE	E4HZ 14401-F
E0HT 14401-KA	E0HZ 14401-K	E4HT 14401-NA	E4HZ 14401-N
E0HT 14401-LA	E0HZ 14401-L	ED E4HT 14401-NA	E4HZ 14401-N
E0HT 14401-LC	E0HZ 14401-AA	E4HT 14401-ND	E4HZ 14401-N
E0HT 14401-NA	E0HZ 14401-J	E4HT 14401-NE	E5HZ 14401-N
E0HT 14401-RA	E1HZ 14401-S	ED E4HT 14401-NE	E5HZ 14401-N
E0HT 14401-SA	E1HZ 14401-S	E4HT 14401-RC	E4HZ 14401-R
E0HT 14401-TA	E1HZ 14401-S	ED E4HT 14401-RD	E4HZ 14401-AD
E0HT 14401-UA	E1HZ 14401-S	E4HT 14401-ZA	E4HZ 14401-Z
E1HT 14401-BD	E2HZ 14401-A	E4HT 14401-AAA	E3HZ 14401-U
E1HT 14401-DB	E1HZ 14401-D	E5HT 14401-NA	E5HZ 14401-AJ
E1HT 14401-DC	E1HZ 14401-D	E5HT 14401-NC	E5HZ 14401-AJ
E1HT 14401-DE	E1HZ 14401-AB	ED1 E5HT 14401-NC	E5HZ 14401-AJ
E1HT 14401-EA	E0HZ 14401-J	E5HT 14401-UA	E5HZ 14401-E
E1HT 14401-EB	E2HZ 14401-B	E5HT 14401-UB	E6HZ 14401-F
E1HT 14401-RA	E1HZ 14401-R	E5HT 14401-AAA	E5HZ 14401-AD
E1HT 14401-RB	E1HZ 14401-R	ED1 E5HT 14401-AAA	E5HZ 14401-AD
ED- E1HT 14401-RB	E1HZ 14401-R	E5HT 14401-AAB	E5HZ 14401-AM
ED2 E1HT 14401-RB	E1HZ 14401-X	E5HT 14401-AFA	E6HZ 14401-G
E1HT 14401-TA	E0HZ 14401-X	E5HT 14401-AGB	E5HZ 14401-J
ED- E1HT 14401-TA	E0HZ 14401-X	ED E5HT 14401-AGB	E5HZ 14401-J
ED2 E1HT 14401-TA	E1HZ 14401-Z	E5HT 14401-AHB	E5HZ 14401-S
E3HT 14401-FB	E3HZ 14401-F	E6HT 14401-HA	E7HT 14401-H
ED E3HT 14401-FC	E3HZ 14401-F	ED E6HT 14401-JA	E7HZ 14401-H
E3HT 14401-FD	E3HZ 14401-F	E7HT 14401-AB	E7HT 14401-LB
ED E3HT 14401-FD	E3HZ 14401-AB	E7HT 14401-AE	E7HZ 14401-A
ED2 E3HT 14401-MA	E3HZ 14401-J	ED E7HT 14401-AE	E7HZ 14401-A
E3HT 14401-YA	E3HZ 14401-Y	D1 E7HT 14401-AE	E7HZ 14401-A
E3HT 14401-YB	E3HZ 14401-YB	D1 E7HT 14401-AF	E7HZ 14401-A
E4HT 14401-BE	E4HZ 14401-B	E7HT 14401-BE	E7HZ 14401-B

JULY, 1989

NEW ISSUE

1990/
TRUCK SERIES 600/900

IDENTIFICATION CHART

(Arranged according to Identification Number)

IDENTIFICATION	PART NUMBER	IDENTIFICATION	PART NUMBER
ED E7HT 14401-BE	E7HZ 14401-B	E8HT 14401-AZB	E8HZ 14401-AB
D1 E7HT 14401-BE	E7HZ 14401-B	E8HT 14401-AEA	E8HZ 14401-AE
D1 E7HT 14401-BF	E7HZ 14401-B	E8HT 14401-AGA	E8HZ 14401-AG
E7HT 14401-CA	E7HZ 14401-CAA	E8HT 14401-AHA	E8HZ 14401-AH
E7HT 14401-CD	E7HZ 14401-C	E8HT 14401-ASA	E8HZ 14401-AS
ED E7HT 14401-CE	E7HZ 14401-C	E8HT 14401-ASB	E8HZ 14401-AS
D1 E7HT 14401-CE	E7HZ 14401-C	E8HT 14401-ATB	E8HZ 14401-AT
D1 E7HT 14401-CF	E7HZ 14401-C	E8HT 14401-AUB	E8HZ 14401-AU
E7HT 14401-DD	E7HZ 14401-D	E8HT 14401-AVB	E8HZ 14401-AV
ED E7HT 14401-DE	E7HZ 14401-D	E8HT 14401-AYC	E8HZ 14401-AY
D1 E7HT 14401-DE	E7HZ 14401-D	E8HT 14401-AZC	E8HZ 14401-AB
E7HT 14401-DF	E7HZ 14401-D	E8HT 14401-BAB	E8HZ 14401-AD
D1 E7HT 14401-DF	E7HZ 14401-D	E8HT 14401-BBB	E8HZ 14401-AE
E7HT 14401-ED	E7HZ 14401-E	E8HT 14401-BCB	E8HZ 14401-AF
E7HT 14401-EE	E7HZ 14401-E	E8HT 14401-BCC	E8HZ 14401-AF
D2 E7HT 14401-EE	E7HZ 14401-E	E9HT 14401-AB	E9HZ 14401-A
D1 E7HT 14401-EF	E7HZ 14401-E	E9HT 14401-HB	E9HZ 14401-H
ED E7HT 14401-GG	E7HZ 14401-G	E9HT 14401-HC	E9HZ 14401-H
D4 E7HT 14401-GG	E7HZ 14401-G	E9HT 14401-JB	E9HZ 14401-J
D5 E7HT 14401-GG	E7HZ 14401-G	E9HT 14401-JC	E9HZ 14401-J
E7HT 14401-GH	E7HZ 14401-G	E9HT 14401-RB	E9HZ 14401-R
ED E7HT 14401-JF	E7HZ 14401-J	E9HT 14401-SB	E9HZ 14401-S
D3 E7HT 14401-JF	E7HZ 14401-J	E9HT 14401-ABB	E9HZ 14401-AB
E7HT 14401-JG	E7HZ 14401-J	E9HT 14401-ABC	E9HZ 14401-AB
ED E7HT 14401-KF	E7HZ 14401-K	E9HT 14401-ACB	E9HZ 14401-AC
D2 E7HT 14401-KF	E7HZ 14401-K	E9HT 14401-ACC	E9HZ 14401-AC
D3 E7HT 14401-KF	E7HZ 14401-K	E9HT 14401-AEA	E9HZ 14401-AE
E7HT 14401-KG	E7HZ 14401-K	E9HT 14401-AEC	E9HZ 14401-AE
ED1 E7HT 14401-AAE	E7HZ 14401-AA	E9HT 14401-AED	E9HZ 14401-AE
D2 E7HT 14401-AAE	E7HZ 14401-AA	E9HT 14401-AFA	E9HZ 14401-AE
E7HT 14401-AAF	E7HZ 14401-AA	E9HT 14401-AFB	E9HZ 14401-AE
ED E7HT 14401-ABC	E7HZ 14401-AB	E9HT 14401-AFC	E9HZ 14401-AE
D1 E7HT 14401-ABC	E7HZ 14401-AB	E9HT 14401-AFD	E9HZ 14401-AE
E7HT 14401-ABD	E7HZ 14401-AB	E9HT 14401-AGA	E9HZ 14401-AG
ED E7HT 14401-ACC	E7HZ 14401-AC	E9HT 14401-AGB	E9HZ 14401-AG
D1 E7HT 14401-ACC	E7HZ 14401-AC	E9HT 14401-AHA	E9HZ 14401-AH
E7HT 14401-ACD	E7HZ 14401-AC	E9HT 14401-AHB	E9HZ 14401-AH
E7HT 14401-ADA	E7HZ 14401-AD	E9HT 14401-AJA	E9HZ 14401-AJ
E7HT 14401-AEA	E7HZ 14401-AE	E9HT 14401-AJB	E9HZ 14401-AJ
E7HT 14401-AHB	E7HZ 14401-L	E9HT 14401-AKA	E9HZ 14401-AK
E7HT 14401-AHC	E7HZ 14401-AH	E9HT 14401-AKB	E9HZ 14401-AK
E8HT 14401-FB	E8HZ 14401-F	E9HT 14401-ASA	E9HZ 14401-AS
E8HT 14401-FC	E8HZ 14401-F	E9HT 14401-ATA	E9HZ 14401-AT
E8HT 14401-FE	E8HZ 14401-F	E9HT 14401-BBA	E9HZ 14401-BB
E8HT 14401-GB	E8HZ 14401-G	E9HT 14401-BCA	E9HZ 14401-BC
E8HT 14401-GC	E8HZ 14401-G	E9HT 14401-BDB	E9HZ 14401-BD
E8HT 14401-GE	E8HZ 14401-G	E9HT 14401-BEA	E9HZ 14401-BE
E8HT 14401-HC	E8HZ 14401-H	FOHT 14401-AB	FOHZ 14401-A
E8HT 14401-HD	E8HZ 14401-H	FOHT 14401-BC	FOHZ 14401-B
E8HT 14401-HF	E8HZ 14401-H	FOHT 14401-CC	FOHZ 14401-C
E8HT 14401-JB	E8HZ 14401-J	FOHT 14401-DC	FOHZ 14401-D
E8HT 14401-JC	E8HZ 14401-J	FOHT 14401-JC	FOHZ 14401-J
E8HT 14401-JF	E8HZ 14401-J	FOHT 14401-ARC	FOHZ 14401-AR
E8HT 14401-KB	E8HZ 14401-K	FOHT 14401-AT	FOHZ 14401-AT

1990/
TRUCK SERIES 600/900

APPLICATION CHART

YEAR	MODEL/RESTRICTIONS	ENGINE		PART NUMBER	DESCRIPTION	QTY.
		CYL.	C.I.D. (C.C.D.)			
14401 WIRING ASSY. (INSTRUMENT PANEL TO DASH PANEL)						
90	B-F-FT600/900(84) -- gas	8	370,429	E7HZ 14401-AB		1
90	B-F-FT600/900(84) -- gas	8	370,429	E7HZ 14401-AC		1
90	B-F600/800(84) -- diesel w/hyd. brakes	6&8	All	E7HZ 14401-J		1
90	B-F600/800(84) -- diesel w/air brakes	6&8	All	E7HZ 14401-K		1
90	B-F600/800(84) -- gas w/hyd. brakes	6&8	All	E8HZ 14401-AT		1
90	B-F600/800(84) -- gas w/air brakes	6&8	All	E8HZ 14401-AU		1
90	B-F600/800(84) -- diesel w/hyd. brakes	6&8	All	E8HZ 14401-AV		1
90	B-F600/800(84) -- diesel w/air brakes	6&8	All	E8HZ 14401-AY		
90	B-F600/900 -- diesel reg. cab w/hyd. brakes	6&8	All	E9HZ 14401-AB		1
90	B-F600/900(81) -- diesel w/hyd. brakes	6&8	All	E9HZ 14401-AC		1
90	B-F600/800(84) -- gas w/air brakes	6&8	All	E9HZ 14401-AG		1
90	B-F600/800(84) -- diesel w/hyd. brakes.	6&8	All	E9HZ 14401-AH		1
90	B-F600/800(84) -- gas w/hyd. brakes	6&8	All	E9HZ 14401-AJ		1
90	B-F600/800(84) -- diesel w/air brakes	6&8	All	E9HZ 14401-AK		1
90	F-FT600/900(81) -- w/hyd brakes	8	370,429	E8HZ 14401-AF		1
90	F-FT600/900(81) -- diesel w/hyd brakes	6&8	All	E8HZ 14401-AD		1
90	F-FT600/900(81) -- gas w/air brakes	8	370,429	E7HZ 14401-AA		1
90	F-FT600/900(81) -- gas w/air brakes	8	370,429	E8HZ 14401-AB		1
90	F-FT600/900(81) -- diesel w/air brakes	6&8	All	E7HZ 14401-G		1
90	F-FT600/900(81) -- diesel w/air brakes	6&8	All	E8HZ 14401-AE		1
90	F-FT600/900(81) -- gas w/hyd. brakes	6&8	All	E9HZ 14401-AE		1
90	F-FT600/900(81) -- gas w/air brakes	6&8	All	E9HZ 14401-FF		1
90	B-F600/800 diesel w/air brakes	6	401,474	F0HZ 14401-B		1
90	B-F600/800 gas w/air brakes	8	All	F0HZ 14401-C		1
90	B-F600/800 gas w/hyd. brakes	8	All	F0HZ 14401-D		1
90	B-F600/800 w/hyd. brakes	6	401,474	F0HZ 14401-J		1
90	C-CT600/900 -- diesel w/hyd. brakes	6&8	All	E7HZ 14401-AD		1
90	C-CT600/900 -- diesel w/air brakes	6&8	All	E7HZ 14401-AE		1
90	CF600/800 "From 4/87"	6	402,476	E7HZ 14401-L		1
90	CF600/800	6	402,476	E7HZ 14401-LB		1

1990/
TRUCK SERIES 600/900

YEAR	MODEL/RESTRICTIONS	ENGINE		PART NUMBER	DESCRIPTION	QTY.
		CYL.	C.I.D. (C.C.D.)			
14401 WIRING ASSY. (INSTRUMENT PANEL TO DASH PANEL) -- Cont'd						
90	CF600/800 -- diesel w/tractor pkg.	6	402,476	E7HZ 14401-CAA		1
90	CF600/800	6	402,476	E7HZ 14401-AH		1
90	CF600/800	6	402,476	E8HZ 14401-AG		1
90	CF600/800	6	402,476	E8HZ 14401-AH		1
90	CF600/800	6	402,476	E9HZ 14401-AS		1
90	CF600/800	6	402,476	E9HZ 14401-AT		1
90	CL-CLT9000 w/mechanical fuel injection w/o governor	6 6 6	611 855 893	F0HZ 14401-A		1
90	L-LL-LN-LNT-LS-LT-LTL-LTS600/900 -- w/air brakes	6&8	All	E7HZ 14401-A	Use w/city delivery instrument panel	1
90	L-LL-LN-LNT-LS-LT-LTL-LTS600/900 -- w/hyd. brakes	6&8	All	E7HZ 14401-B	Use w/city delivery instrument panel	1
90	L-LL-LN-LNT-LS-LT-LTL-LTS600/900 -- w/air brakes	6&8	All	E7HZ 14401-C	Use w/fleet instrument panel	1
90	L-LL-LN-LNT-LS-LT-LTL-LTS600/900 -- w/hyd. brakes	6&8	All	E7HZ 14401-D	Use w/fleet instrument panel	1
90	L-LL-LN-LNT-LS-LT-LTL-LTS -- diesel	6&8	All	E7HZ 14401-E	Use w/fleet instrument panel	1
90	L-LL-LN-LNT-LS-LT-LTL- LTS600/900 -- w/air brakes	6&8	All	E8HZ 14401-F	Use w/city delivery instrument panel	1
90	L-LL-LN-LNT-LS-LT-LTL- LTS600/900 -- w/hyd. brakes	6&8	All	E8HZ 14401-G	Use w/city delivery instrument panel	1
90	L-LL-LN-LNT-LS-LT-LTL- LTS600/900 -- w/air brakes	6&8	All	E8HZ 14401-H	Use w/fleet or full instrument panel	1
90	L-LL-LN-LNT-LS-LT-LTL- LTS600/900 -- w/hyd. brakes	6&8	All	E8HZ 14401-J	Use w/fleet instrument panel	1
90	L-LN-LNT-LT-LTL-LTS 600/900 -- w/air brakes	6&8	All	E9HZ 14401-BB	Use w/fleet or full instr. panel	1
90	L-LN-LNT-LT-LTL-LTS 600/900 -- w/hyd. brakes	6&8	All	E9HZ 14401-BC	Use w/fleet instr. panel	1
90	L-LN-LNT-LT-LTL-LTS 600/900 -- w/air brakes	6&8	All	E9HZ 14401-BD	Use w/city delivery instr. panel	1
90	L-LN-LNT-LT-LTL-LTS 600/900 -- w/hyd. brakes	6&8	All	E9HZ 14401-BE	Use w/city delivery instr. panel	1
90	L-LN-LNT-LT-LTL-LTS 800/900 -- w/air brakes	6&8	All	E9HZ 14401-H	Use w/"fleet" or "full" instr. panel	1
90	L-LN-LNT-LT-LTL-LTS 800/900 -- w/hyd. brakes	6&8	All	E9HZ 14401-J	Use w/"fleet" instr. panel	1
90	L-LN-LNT-LT-LTS700/800 -- w/air brakes	6	402,476	E9HZ 14401-R	Use w/"city delivery" instr. panel	1
90	L-LN-LNT-LT-LTS800/900 -- w/hyd. brakes	6&8	All	E9HZ 14401-S	Use w/"city delivery" instr. panel	1
90	L-LL-LN-LNT-LTL-LTS600/900 w/hyd brakes	6&8	All	F0HZ 14401-AR	W/fleet instrument panel	1
90	L-LL-LN-LT-LNT-LTL LTS600/900 w/hyd brakes	6&8	All	F0HZ 14401-AT	W/city delivery instrument panel	1
90	B-F600/800(84)	6&8	All	N802175-S	(AP-41-F) plug button--(use to plug hole in firewall)	1
85/	L-LL-LN-LNT-LT-LTL-LTS 600/900	6&8	All	372807-S100	(GG-213-A) Clip attach 14401 wiring to weld stud on dash panel	1
90	B-F-FT600/700	6&8	All	377696-S	(GG-213-B) clip (attach 14401 wiring to floor at dimmer switch)	1
90	B-F-FT600/700	6&8	All	56910-S2	(U-413) screw (attach 14401 wiring to floor at dimmer switch)	1

14405 WIRING ASSY. (REAR LAMP)

WIRING MARKING or TAG NUMBER TO SERVICE WIRING PART NUMBER GUIDE

The purpose of this guide is to facilitate the identification of the Service Wiring Part Number. The chart that follows lists in numerical sequence the Wiring Markings or Tag Numbers. For many vehicles the Service Wiring Part Number will be the same as the Wiring Marking or Tag Part Number. This type of replacement will cause little or no installation problems. However, when the Service Wiring differs from the Wiring Marking or Tag Number it will be necessary to match lead wires and to tape up those lead wires which are not required. This is necessary when the Service Wiring has a more general application than the original wiring installed by the factory.

Following this guide chart, Service Wiring Part Numbers are listed by model year and vehicle usage which will permit the identification of replacement wiring when the wiring identification marking or tag number is not known.

IDENTIFICATION CHART

(Arranged according to Identification Number)

IDENTIFICATION	PART NUMBER	IDENTIFICATION	PART NUMBER
D0EB 14405-J	D0HZ 14405-D	D7HT 14405-JD	D8HZ 14405-L
D0EB 14405-K	D0EZ 14405-N	D7HT 14405-JE	D8HZ 14405-L
D0EB 14405-L	D0EZ 14405-N	D7HT 14405-KC	D8HZ 14405-L
D0EB 14405-M	D0HZ 14405-X	D7HT 14405-KD	D8HZ 14405-L
D0EB 14405-N	D0EZ 14405-N	D7HT 14405-KE	D8HZ 14405-L
D0EB 14405-P	D0HZ 14405-D	D7HT 14405-LC	D8HZ 14405-L
D0HB 14405-E	D0HZ 14405-T	D7HT 14405-LD	D8HZ 14405-L
D0HB 14405-H	D0HZ 14405-B	D7HT 14405-LE	D8HZ 14405-L
D0HB 14405-J	D0HZ 14405-B	D7HT 14405-MC	D8HZ 14405-M
D0HB 14405-K	D0EZ 14405-P	D7HT 14405-MD	D8HZ 14405-M
D0HB 14405-M	D0HZ 14405-D	D7HT 14405-ME	D8HZ 14405-M
D0HB 14405-N	D0HZ 14405-D	D7HT 14405-AVC	D8HZ 14405-D
D0HB 14405-P	D0HZ 14405-D	D7HT 14405-AVD	D8HZ 14405-D
D0HB 14405-T	D0HZ 14405-X	D7HT 14405-AVE	D8HZ 14405-D
D0HB 14405-U	D0HZ 14405-X	D7HT 14405-AYC	D8HZ 14405-D
D0HB 14405-V	D0HZ 14405-D	D7HT 14405-AYD	D8HZ 14405-D
D0HB 14405-X	D0HZ 14405-X	D7HT 14405-AYE	D8HZ 14405-D
D4HB 14405-AA	D5HZ 14405-A	D7HT 14405-AZC	D8HZ 14405-D
D5HB 14405-AA	D5HZ 14405-H	D7HT 14405-AZD	D8HZ 14405-D
D5HB 14405-BA	D5HZ 14405-B	D7HT 14405-AZE	D8HZ 14405-D
D5HB 14405-CA	D5HZ 14405-H	D7HT 14405-BAC	D8HZ 14405-D
D5HB 14405-DA	D5HZ 14405-D	D7HT 14405-BAD	D8HZ 14405-D
D5HB 14405-EA	D5HZ 14405-D	D7HT 14405-BAE	D8HZ 14405-D
D5HB 14405-FA	D5HZ 14405-G	D7HT 14405-BDB	D8HZ 14405-L
D5HB 14405-GA	D5HZ 14405-G	D7HT 14405-BDC	D8HZ 14405-L
D5HB 14405-HA	D5HZ 14405-J	D7HT 14405-BDD	D8HZ 14405-L
D5HB 14405-JA	D5HZ 14405-J	D7HT 14405-BEB	D8HZ 14405-L
D7HT 14405-AD	D8HZ 14405-D	D7HT 14405-BEC	D8HZ 14405-L
D7HT 14405-AE	D8HZ 14405-D	D7HT 14405-BED	D8HZ 14405-L
D7HT 14405-AG	D8HZ 14405-D	D7HT 14405-BFB	D8HZ 14405-L
D7HT 14405-BD	D8HZ 14405-D	D7HT 14405-BFC	D8HZ 14405-L
D7HT 14405-BE	D8HZ 14405-D	D7HT 14405-BFD	D8HZ 14405-L
D7HT 14405-BG	D8HZ 14405-D	D7HT 14405-BGB	D8HZ 14405-L
D7HT 14405-CD	D8HZ 14405-D	D7HT 14405-BGC	D8HZ 14405-L
D7HT 14405-CE	D8HZ 14405-D	D7HT 14405-BGD	D8HZ 14405-L
D7HT 14405-CG	D8HZ 14405-D	D7HT 14405-BHB	D8HZ 14405-L
D7HT 14405-DD	D8HZ 14405-D	D7HT 14405-BHC	D8HZ 14405-L
D7HT 14405-DE	D8HZ 14405-D	D7HT 14405-BHD	D8HZ 14405-L
D7HT 14405-DG	D8HZ 14405-D	D7HT 14405-BJB	D8HZ 14405-M
D7HT 14405-GC	D8HZ 14405-L	D7HT 14405-BJC	D8HZ 14405-M
D7HT 14405-GD	D8HZ 14405-L	D7HT 14405-BJD	D8HZ 14405-M
D7HT 14405-GE	D8HZ 14405-L	D8HT 14405-AA	D8HZ 14405-M
D7HT 14405-HC	D8HZ 14405-L	D8HT 14405-AB	D8HZ 14405-M
D7HT 14405-HD	D8HZ 14405-L	D8HT 14405-BA	D8HZ 14405-M
D7HT 14405-HE	D8HZ 14405-L	D8HT 14405-BB	D8HZ 14405-M
D7HT 14405-JC	D8HZ 14405-L	D8HT 14405-CA	D8HZ 14405-M

1990/
TRUCK SERIES 600/900

IDENTIFICATION CHART

(Arranged according to Identification Number)

IDENTIFICATION	PART NUMBER	IDENTIFICATION	PART NUMBER
D8HT 14405-CB	D8HZ 14405-M	EM EOHT 14405-KF	EOHZ 14405-BR
D8HT 14405-DA	D8HZ 14405-D	EX EOHT 14405-KF	EOHZ 14405-BR
D8HT 14405-DB	D8HZ 14405-D	EOHT 14405-LE	EOHZ 14405-BT
D8HT 14405-EA	D8HZ 14405-D	EM EOHT 14405-LF	EOHZ 14405-BT
D8HT 14405-EB	D8HZ 14405-D	EX EOHT 14405-LF	EOHZ 14405-BT
D8HT 14405-FA	D8HZ 14405-M	EOHT 14405-ME	EOHZ 14405-BT
D8HT 14405-FB	D8HZ 14405-M	EM EOHT 14405-MF	EOHZ 14405-BT
D8HT 14405-GA	D8HZ 14405-M	EX EOHT 14405-MF	EOHZ 14405-BT
D8HT 14405-GB	D8HZ 14405-M	EOHT 14405-NE	EOHZ 14405-BT
D8HT 14405-HA	D8HZ 14405-M	EM EOHT 14405-NF	EOHZ 14405-BT
D8HT 14405-HB	D8HZ 14405-M	EX EOHT 14405-NF	EOHZ 14405-BT
D8HT 14405-JA	D8HZ 14405-D	EOHT 14405-RE	EOHZ 14405-S
D8HT 14405-KA	D8HZ 14405-D	EM EOHT 14405-RF	EOHZ 14405-S
D8HT 14405-LA	D8HZ 14405-D	EX EOHT 14405-RF	EOHZ 14405-S
D8HT 14405-MA	D8HZ 14405-D	EOHT 14405-SE	EOHZ 14405-S
D8HT 14405-NA	D8HZ 14405-L	EM EOHT 14405-SF	EOHZ 14405-S
D8HT 14405-RA	D8HZ 14405-L	EX EOHT 14405-SF	EOHZ 14405-S
D8HT 14405-SA	D8HZ 14405-L	EOHT 14405-TE	EOHZ 14405-BV
D8HT 14405-TA	D8HZ 14405-L	EM EOHT 14405-TF	EOHZ 14405-BV
D8HT 14405-UA	D8HZ 14405-L	EX EOHT 14405-TF	EOHZ 14405-BV
D8HT 14405-VA	D8HZ 14405-M	EOHT 14405-UE	EOHZ 14405-BV
D8HT 14405-YA	D8HZ 14405-D	EM EOHT 14405-UF	EOHZ 14405-BV
D8HT 14405-ZA	D8HZ 14405-D	EX EOHT 14405-UF	EOHZ 14405-BV
D8HT 14405-AAA	D8HZ 14405-D	EOHT 14405-VE	EOHZ 14405-BY
D8HT 14405-ABA	D8HZ 14405-D	EM EOHT 14405-VF	EOHZ 14405-BY
D8HT 14405-ACA	D8HZ 14405-L	EX EOHT 14405-VF	EOHZ 14405-BY
D8HT 14405-ADA	D8HZ 14405-L	EOHT 14405-ZE	EOHZ 14405-BY
D8HT 14405-AEA	D8HZ 14405-L	EM EOHT 14405-ZF	EOHZ 14405-BY
D8HT 14405-AFA	D8HZ 14405-L	EX EOHT 14405-ZF	EOHZ 14405-BY
D8HT 14405-AGA	D8HZ 14405-L	EOHT 14405-AAD	EOHZ 14405-AA
D8HT 14405-AHA	D8HZ 14405-M	EM EOHT 14405-AAE	EOHZ 14405-AA
EOHT 14405-AE	EOHZ 14405-BJ	EX EOHT 14405-AAE	EOHZ 14405-AA
EM EOHT 14405-AF	EOHZ 14405-BJ	EOHT 14405-ABD	E1HZ 14405-H
EX EOHT 14405-AF	EOHZ 14405-BJ	EM EOHT 14405-ABE	E1HZ 14405-H
EOHT 14405-BE	EOHZ 14405-BJ	EX EOHT 14405-ABE	E1HZ 14405-H
EM EOHT 14405-BF	EOHZ 14405-BJ	EOHT 14405-ACD	E1HZ 14405-H
EX EOHT 14405-BF	EOHZ 14405-BJ	EM EOHT 14405-ACE	E1HZ 14405-H
EOHT 14405-CE	EOHZ 14405-BJ	EX EOHT 14405-ACE	E1HZ 14405-H
EM EOHT 14405-CF	EOHZ 14405-BJ	EOHT 14405-ADD	E1HZ 14405-K
EX EOHT 14405-CF	EOHZ 14405-BJ	EM EOHT 14405-ADE	E1HZ 14405-K
EOHT 14405-DE	EOHZ 14405-BK	EX EOHT 14405-ADE	E1HZ 14405-K
EM EOHT 14405-DF	EOHZ 14405-BK	EOHT 14405-AED	E1HZ 14405-K
EX EOHT 14405-DF	EOHZ 14405-BK	EM EOHT 14405-AEE	E1HZ 14405-K
EOHT 14405-EE	EOHZ 14405-BK	EX EOHT 14405-AEE	E1HZ 14405-K
EM EOHT 14405-EF	EOHZ 14405-BK	EOHT 14405-AFD	EOHZ 14405-AF
EX EOHT 14405-EF	EOHZ 14405-BK	EM EOHT 14405-AFE	EOHZ 14405-AF
EOHT 14405-FE	EOHZ 14405-BM	EX EOHT 14405-AFE	EOHZ 14405-AF
EM EOHT 14405-FF	EOHZ 14405-BM	EOHT 14405-AGD	EOHZ 14405-AG
EX EOHT 14405-FF	EOHZ 14405-BM	EM EOHT 14405-AGE	EOHZ 14405-AG
EOHT 14405-GE	EOHZ 14405-BM	EX EOHT 14405-AGE	EOHZ 14405-AG
EM EOHT 14405-GF	EOHZ 14405-BM	EOHT 14405-AHD	EOHZ 14405-AH
EX EOHT 14405-GF	EOHZ 14405-BM	EM EOHT 14405-AHE	EOHZ 14405-AH
EOHT 14405-HE	EOHZ 14405-BR	EX EOHT 14405-AHE	EOHZ 14405-AH
EM EOHT 14405-HF	EOHZ 14405-BR	EOHT 14405-AJD	EOHZ 14405-AJ
EX EOHT 14405-HF	EOHZ 14405-BR	EM EOHT 14405-AJE	EOHZ 14405-AJ
EOHT 14405-KE	EOHZ 14405-BR	EX EOHT 14405-AJE	EOHZ 14405-AJ

1990/
TRUCK SERIES 600/900

IDENTIFICATION CHART

(Arranged according to Identification Number)

IDENTIFICATION	PART NUMBER	IDENTIFICATION	PART NUMBER
EOHT 14405-AKA	E1HZ 14405-S	EX E1HT 14405-RA	E1HZ 14405-R
EOHT 14405-ALA	E1HZ 14405-S	E1HT 14405-SA	E2HZ 14405-AA
EOHT 14405-AMA	E1HZ 14405-S	E1HT 14405-ARA	E1HZ 14405-B
EOHT 14405-ANA	E1HZ 14405-S	E2HT 14405-AA	E2HZ 14405-A
EOHT 14405-ARA	E1HZ 14405-S	E2HT 14405-BA	E2HZ 14405-B
EOHT 14405-ASA	E1HZ 14405-S	E2HT 14405-CA	E2HZ 14405-C
EOHT 14405-ATA	E1HZ 14405-S	E2HT 14405-DA	E2HZ 14405-D
EOHT 14405-AUA	E1HZ 14405-S	E2HT 14405-EA	E2HZ 14405-E
EOHT 14405-AVA	E1HZ 14405-S	E2HT 14405-FA	E2HZ 14405-F
EOHT 14405-AYA	E1HZ 14405-S	E2HT 14405-GA	E2HZ 14405-G
EOHT 14405-AZA	E1HZ 14405-S	E2HT 14405-HA	E2HZ 14405-H
EOHT 14405-BAA	E1HZ 14405-S	E2HT 14405-JA	E2HZ 14405-J
EOHT 14405-BBA	E1HZ 14405-S	E3HT 14405-AA	E3HZ 14405-C
EOHT 14405-BCA	E1HZ 14405-S	E3HT 14405-BA	E3HZ 14405-C
EOHT 14405-BDA	E1HZ 14405-S	E3HT 14405-CA	E3HZ 14405-C
EOHT 14405-BEA	E1HZ 14405-S	E3HT 14405-DA	E3HZ 14405-E
EOHT 14405-BFA	E1HZ 14405-S	E3HT 14405-EA	E3HZ 14405-E
EOHT 14405-BHA	E0HZ 14405-BJ	E3HT 14405-FA	E3HZ 14405-G
EM EOHT 14405-BHB	E0HZ 14405-BJ	E3HT 14405-GA	E3HZ 14405-G
EOHT 14405-BJA	E0HZ 14405-BJ	E3HT 14405-HA	E3HZ 14405-J
EM EOHT 14405-BJB	E0HZ 14405-BJ	E3HT 14405-JA	E3HZ 14405-J
EOHT 14405-BKA	E0HZ 14405-BK	E3HT 14405-UA	E3HZ 14405-U
EM EOHT 14405-BKB	E0HZ 14405-BK	E3HT 14405-VA	E3HZ 14405-V
EOHT 14405-BLA	E0HZ 14405-BM	E3HT 14405-YA	E3HZ 14405-Z
EM EOHT 14405-BLB	E0HZ 14405-BM	E3HT 14405-ZA	E3HZ 14405-Z
EOHT 14405-BMA	E0HZ 14405-BM	E3HT 14405-AAA	E3HZ 14405-AA
EM EOHT 14405-BMB	E0HZ 14405-BM	E3HT 14405-ABA	E3HZ 14405-AA
EOHT 14405-BNA	E0HZ 14405-BR	E3HT 14405-ACA	E3HZ 14405-AC
EM EOHT 14405-BNB	E0HZ 14405-BR	E3HT 14405-ADA	E3HZ 14405-C
EOHT 14405-BRA	E0HZ 14405-BR	E3HT 14405-AEA	E3HZ 14405-C
EM EOHT 14405-BRB	E0HZ 14405-BR	E3HT 14405-AFA	E3HZ 14405-C
EOHT 14405-BSA	E0HZ 14405-BT	E3HT 14405-AGA	E3HZ 14405-E
EM EOHT 14405-BSB	E0HZ 14405-BT	E3HT 14405-AHA	E3HZ 14405-E
EOHT 14405-BTA	E0HZ 14405-BT	E3HT 14405-AJA	E3HZ 14405-G
EM EOHT 14405-BTB	E0HZ 14405-BT	E3HT 14405-AKA	E3HZ 14405-G
EOHT 14405-BUA	E0HZ 14405-BV	E3HT 14405-ALA	E3HZ 14405-J
EM EOHT 14405-BUB	E0HZ 14405-BV	E3HT 14405-AMA	E3HZ 14405-J
EOHT 14405-BVA	E0HZ 14405-BV	E3HT 14405-ANA	E3HZ 14405-U
EM EOHT 14405-BVB	E0HZ 14405-BV	E3HT 14405-ARA	E3HZ 14405-V
EOHT 14405-BYA	E0HZ 14405-BY	E3HT 14405-ASA	E3HZ 14405-Z
EM EOHT 14405-BYB	E0HZ 14405-BY	E3HT 14405-ATA	E3HZ 14405-Z
E1HT 14405-AA	E1HZ 14405-A	E4HS 14405-AUA	E7HZ 14405-B
E1HT 14405-BA	E1HZ 14405-B	E4HS 14405-AVA	E7HZ 14405-C
E1HT 14405-BB	E1HZ 14405-B	E4HS 14405-BVA	E7HZ 14405-D
E1HT 14405-CA	E1HZ 14405-B	E4HT 14405-BA	E4HZ 14405-B
E1HT 14405-CB	E1HZ 14405-B	E4HT 14405-DA	E4HZ 14405-D
E1HT 14405-DA	E1HZ 14405-B	E4HT 14405-HA	E4HZ 14405-H
E1HT 14405-EA	E1HZ 14405-B	E4HT 14405-KA	E4HZ 14405-M
EX E1HT 14405-FA	E1HZ 14405-F	E4HT 14405-LA	E4HZ 14405-M
EX E1HT 14405-GA	E1HZ 14405-H	E4HT 14405-MA	E4HZ 14405-M
EX E1HT 14405-HA	E1HZ 14405-H	E4HT 14405-NA	E4HZ 14405-R
EX E1HT 14405-JA	E1HZ 14405-K	E4HT 14405-RA	E4HZ 14405-R
EX E1HT 14405-KA	E1HZ 14405-K	E4HT 14405-SA	E4HZ 14405-T
EX E1HT 14405-LA	E1HZ 14405-L	E4HT 14405-TA	E4HZ 14405-T
EX E1HT 14405-MA	E1HZ 14405-N	E4HT 14405-UA	E4HZ 14401-U
EX E1HT 14405-NA	E1HZ 14405-N	E4HT 14405-VA	E4HZ 14405-Y

1990/
TRUCK SERIES 600/900

IDENTIFICATION CHART

(Arranged according to Identification Number)

IDENTIFICATION	PART NUMBER	IDENTIFICATION	PART NUMBER
E4HT 14405-YA	E4HZ 14405-Y	E7HT 14405-GB	E7HZ 14405-GB
E4HT 14405-ZA	E4HZ 14405-M	E7HT 14405-HA	E7HZ 14405-J
E4HT 14405-AAA	E4HZ 14405-AB	E7HT 14405-HB	E7HZ 14405-HB
E4HT 14405-ABA	E4HZ 14405-AB	E7HT 14405-JA	E7HZ 14405-G
E4HT 14405-ACA	E4HZ 14405-AF	E7HT 14405-JB	E7HZ 14405-JB
E4HT 14405-ADA	E4HZ 14405-AF	E7HT 14405-KA	E7HZ 14405-L
E4HT 14405-AEA	E4HZ 14405-AE	E7HT 14405-KB	E7HZ 14405-KB
E4HT 14405-AFA	E4HZ 14405-AF	E7HT 14405-LA	E7HZ 14405-K
E4HT 14405-AHA	E4HZ 14405-AM	E8HT 14405-SA	E8HZ 14405-T
E4HT 14405-AJA	E4HZ 14405-AT	E8HT 14405-TA	E8HZ 14405-T
E4HT 14405-AKA	E4HZ 14405-AU	E8HT 14405-TB	E8HZ 14405-T
E4HT 14405-ALA	E4HZ 14405-T	E8HT 14405-UA	E8HZ 14405-T
E4HT 14405-AMA	E4HZ 14405-AM	E8HT 14405-VA	E8HZ 14405-T
E4HT 14405-ANA	E4HZ 14405-AN	E8HT 14405-YA	E8HZ 14405-Y
E4HT 14405-ARA	E4HZ 14405-AN	E8HT 14405-ZA	E8HZ 14405-Z
E4HT 14405-ASA	E4HZ 14405-AY	E8HT 14405-AAA	E8HZ 14405-A
E4HT 14405-ATA	E4HZ 14405-AT	E8HT 14405-ABA	E8HZ 14405-B
E4HT 14405-AUA	E4HZ 14405-AU	E8HT 14405-ACA	E8HZ 14405-C
E4HT 14405-AVA	E4HZ 14405-AV	E8HT 14405-ADA	E8HZ 14405-D
E4HT 14405-AYA	E4HZ 14405-AY	E8HT 14405-AEA	E8HZ 14405-AA
E4HT 14405-BAA	E5HZ 14405-BC	E8HT 14405-AFA	E8HZ 14405-BB
E4HT 14405-BBA	E5HZ 14405-BD	E8HT 14405-AGA	E8HZ 14405-BB
E4HT 14405-BCA	E5HZ 14405-BC	E8HT 14405-AHA	E8HZ 14405-AA
E4HT 14405-BDA	E5HZ 14405-BD	E8HT 14405-AJA	E8HZ 14405-AA
E5HT 14405-AC	E6HZ 14405-A	E8HT 14405-AKA	E8HZ 14405-CC
E5HT 14405-BC	E6HZ 14405-E	E9HT 14405-AA	E9HZ 14405-A
E5HT 14405-CA	E5HZ 14405-K	E9HT 14405-BA	E9HZ 14405-B
E5HT 14405-DA	E5HZ 14405-D	E9HT 14405-CA	E9HZ 14405-C
E5HT 14405-EA	E5HZ 14405-F	E9HT 14405-DA	E9HZ 14405-D
E5HT 14405-FA	E5HZ 14405-F	E9HT 14405-EA	E9HZ 14405-E
E5HT 14405-HA	E5HZ 14405-K	E9HT 14405-FA	E9HZ 14405-F
E5HT 14405-JA	E5HZ 14405-K	E9HT 14405-GA	E9HZ 14405-G
E5HT 14405-KA	E5HZ 14405-K	E9HT 14405-HA	E9HZ 14405-H
E5HT 14405-RA	E5HZ 14405-D	E9HT 14405-JA	E9HZ 14405-J
E5HT 14405-SA	E5HZ 14405-D	E9HT 14405-KA	E9HZ 14405-K
E5HT 14405-TA	E5HZ 14405-T	E9HT 14405-LB	E9HZ 14405-L
E5HT 14405-UC	E6HZ 14405-C	E9HT 14405-MB	E9HZ 14405-M
E6HT 14405-AA	E6HZ 14405-G	E9HT 14405-NB	E9HZ 14405-N
E6HT 14405-BB	E6HZ 14405-B	E9HT 14405-RB	E9HZ 14405-R
E6HT 14405-CB	E6HZ 14405-D	E9HT 14405-SB	E9HZ 14405-S
E6HT 14405-DB	E6HZ 14405-D	E9HT 14405-TB	E9HZ 14405-T
E6HT 14405-EA	E6HZ 14405-G	E9HT 14405-UB	E9HZ 14405-U
E6HT 14405-FA	E6HZ 14405-G	E9HT 14405-AAB	E9HZ 14405-AA
E6HT 14405-GA	E6HZ 14405-G	E9HT 14405-ABB	E9HZ 14405-AB
E6HT 14405-HB	E6HZ 14405-B	E9HT 14405-ACB	E9HZ 14405-AC
E6HT 14405-JB	E6HZ 14405-B	E9HT 14405-ADB	E9HZ 14405-AD
E6HT 14405-KB	E6HZ 14405-K	E9HT 14405-AEB	E9HZ 14405-AE
E6HT 14405-LA	E4HZ 14405-U	E9HT 14405-AGA	E9HZ 14405-AG
E6HT 14405-MA	E4HZ 14405-U	E9HT 14405-AHA	E9HZ 14405-AH
E6HT 14405-NA	E4HZ 14405-U	E9HT 14405-AJA	E9HZ 14405-AJ
E6HT 14405-RA	E4HZ 14405-U	E9HT 14405-AKA	E9HZ 14405-AK
E6HT 14405-SA	E4HZ 14405-U	E9HT 14405-ALA	E9HZ 14405-AL
E6HT 14405-TA	E4HZ 14405-U	E9HT 14405-AMA	E9HZ 14405-AM
E6HT 14405-UA	E4HZ 14405-U	E9HT 14405-ANA	E9HZ 14405-AN
E7HT 14405-AA	E7HZ 14405-A	E9HT 14405-ARA	E9HZ 14405-AR
E7HT 14405-GA	E7HZ 14405-H	E9HT 14405-ASA	E9HZ 14405-AS

1990/
TRUCK SERIES 600/900

IDENTIFICATION CHART

(Arranged according to Identification Number)

IDENTIFICATION	PART NUMBER	IDENTIFICATION	PART NUMBER
FOHT 14405-UA	FOHZ 14405-U	FOHT 14405-AJA	FOHZ 14405-AJ
FOHT 14405-VA	FOHZ 14405-V	FOHT 14405-AKA	FOHZ 14405-AK
FOHT 14405-YA	FOHZ 14405-Y	FOHT 14405-ALA	FOHZ 14405-ALA
FOHT 14405-ZA	FOHZ 14405-Z	FOHT 14405-AFA	FOHZ 14405-AFA
FOHT 14405-AMA	FOHZ 14405-AM	FOHT 14405-AEA	FOHZ 14405-AEA
FOHT 14405-AHA	FOHZ 14405-AH		

YEAR	MODEL/RESTRICTIONS	ENGINE		PART NUMBER	DESCRIPTION	QTY.
		CYL.	C.I.D. (C.C.D.)			

APPLICATION CHART

14405 WIRING ASSY. (REAR LAMP)

C-CT SERIES

YEAR	MODEL/RESTRICTIONS	CYL.	C.I.D. (C.C.D.)	PART NUMBER	DESCRIPTION	QTY.
90	C600/900 -- 99" W/B	6&8	All	D5HZ 14405-G		1
80/83	C600/900 -- 111" W/B	6&8	All			1
90	C600/800 -- 111" W/B w/air brakes	6&8	All			1
90	C600/900 -- 175" W/B	6&8	All	D5HZ 14405-H		1
	CT800/900 -- 161" W/B	6&8	All			1
90	C600/900 -- 135" and 153" W/B	6&8	All	D5HZ 14405-J		1
90	C600/800 -- 135" W/B w/air brakes	6&8	All			1
90	C600/800 -- 153" W/B w/air brakes	6&8	All			1
90	C700/800 -- 206" W/B w/hyd. brakes	6&8	All	E4HZ 14405-H		1
90	C-CT600/800 -- 175" W/B w/hyd. brakes	6&8	All			1
90	C-CT800 w/161" W/B	6&8	All	F0HZ 14405-AF		1
90	C-CT800 w/135" W/B	6&8	All	F0HZ 14405-AG		1
90	C600/800 w/153" W/B	6&8	All	F0HZ 14405-AH		1
90	C600/800 w/135" W/B	6&8	All	F0HZ 14405-AJ		1
90	C-CT800 -- 135" W/B	6&8	All	E3HZ 14405-AC		1
90	C600/800 -- 135" W/B w/hyd. brakes	6&8	All	E4HZ 14405-D		1
90	C600/800 -- 153" W/B w/hyd. brakes	6&8	All			1
90	C600/800 w/176" W/B	6&8	All	F0HZ 14405-AK		1
90	C-CT800 w/153" W/B	6&8	All	F0HZ 14405-AL		1

CF SERIES

YEAR	MODEL/RESTRICTIONS	CYL.	C.I.D. (C.C.D.)	PART NUMBER	DESCRIPTION	QTY.
90	CF600/800 -- 153" W/B "From 4/87"	6	All	E7HZ 14405-H		1
90	CF600/800 -- 153" W/B	6	All	E7HZ 14405-GB		1
90	CF600/800 -- 171" W/B "From 4/87"	6	All	E7HZ 14405-J		1
90	CF600/800 -- 171" W/B	6	All	E7HZ 14405-HB		1
90	CF600/800 -- 189" W/B "From 4/87"	6	All	E7HZ 14405-G		1
90	CF600/800 -- 189" W/B	6	All	E7HZ 14405-JB		1
90	CF600/800 -- 207" W/B	6	All	E7HZ 14405-L		1
90	CF600/800 -- 207" W/B	6	All	E7HZ 14405-KB		1
90	CF600/800 -- 225" W/B	6	All	E7HZ 14405-K		1
90	CF600/700 -- 117" W/B	6	All	E9HZ 14405-AS		1

CL-CLT SERIES

YEAR	MODEL/RESTRICTIONS	CYL.	C.I.D. (C.C.D.)	PART NUMBER	DESCRIPTION	QTY.
90	CL-CLT900	6&8	All	E8HZ 14405-T		1
90	CLT900 -- 142", 152", 163", 178" W/B	6&8	All	E6HZ 14405-B		1
90	CLT900 -- 168", 184", W/B	6&8	All	E6HZ 14405-D		1
90	CLT900 -- 246" W/B	6&8	All	E6HZ 14405-K		1
90	CLT900 -- 142", 152", 163", 178" W/B	6&8	All	E8HZ 14405-AA		1
90	CL-CLT900 w/86" W/B	6&8	All	F0HZ 14405-AA		1
90	CL-CLT900 w/204" W/B	6&8	All	F0HZ 14405-AB		1
90	CL-CLT900 w/246" W/B w/tandem RR axles	6&8	All	F0HZ 14405-AE		1

1990/
TRUCK SERIES 600/900

YEAR	MODEL/RESTRICTIONS	ENGINE		PART NUMBER	DESCRIPTION	QTY.
		CYL.	C.I.D. (C.C.D.)			
APPLICATION CHART — Cont'd						
14405	WIRING ASSY. (REAR LAMP) — Cont'd					
CL-CLT SERIES						
90	CL900 -- 120" W/B w/ single rr axle	6&8	All	F0HZ 14405-U		1
90	CL900 -- 126" W/B w/single rr axle	6&8	All	F0HZ 14405-V		
90	CL900 -- 134" W/B w/single rr axle	6&8	All	F0HZ 14405-Y		
90	CL900 -- 142" W/B w/single rr axle	6&8	All	F0HZ 14405-AM		1
90	CLT900 -- 142",145",148",152" W/B w/Tandem rr axle	6&8	All	E9HZ 14405-H		1
90	CLT900 -- 163" W/B w/Tandem rr axle	6&8	All	F0HZ 14405-AD		1
90	CLT900 -- 176" W/B w/Tandem rr axle	6&8	All	F0HZ 14405-Z		1
90	CLT900 -- 186" W/B w/Tandem rr axle	6&8	All	E9HZ 14405-F		1
90	CLT900 -- 204" W/B w/Tandem rr axle	6&8	All	E9HZ 14405-G		1
90	CLT900 -- 246" W/B w/Tandem rr axle	6&8	All	E9HZ 14405-K		1
F SERIES						
90	F600/800(81) -- 129",140",153" W/B	6&8	All	E3HZ 14405-C		1
90	F600/800(81) -- 170",177" W/B	6&8	All	E3HZ 14405-E		1
90	F600/800(81) -- 189",207" W/B	6&8	All	E3HZ 14405-G		1
90	F600/800(81) -- 225",237" W/B	6&8	All	E3HZ 14405-J		1
90	FT800(81) -- 154" W/B	6&8	All	E3HZ 14405-U		1
83/84	FT800(81) -- 178" W/B	6&8	All	E3HZ 14405-V		1
90	F-FT600/800(81) -- 196", 214" W/B	6&8	All	E3HZ 14405-Z		1
90	F600/800(84)	6&8	All	★	Supplied by Body Builders	
90	F600/900(81) -- 255",256" W/B	6&8	All	E9HZ 14405-F		1
90	F600/800 -- 255" W/B	6&8	All	E9HZ 14405-AG		1
L SERIES						
90	LN600/700 -- 124",136",148" W/B	6&8	All	E4HZ 14405-M		1
90	L-LN800 -- 138",150" W/B	6&8	All			1
90	LN600/700 -- 166",184" W/B	6&8	All	E4HZ 14405-R		1
90	LN600/700 -- 202",220" W/B	6&8	All	E4HZ 14405-T		1
90	LN800 -- 222 W/B "From 11/83"	6&8				1
90	LNT800/900 -- 222" W/B "Before 10/85"	6&8	All			1
90	LN600/700 -- 250" W/B	6&8	All	E4HZ 14405-U		1
90	L800 -- 162" W/B	6&8	All	E4HZ 14405-Y		1
90	LN800 -- 150" W/B	6&8	All			1
90	L800 -- 174" W/B	6&8	All	E4HZ 14405-AB		1
90	LN800 -- 186" W/B	6&8	All			1
90	LN800 -- 222" W/B "Before 11/83"	6&8	All	E4HZ 14405-AE		1
90	L800 -- 222" W/B	6&8	All	E4HZ 14405-AF		1
90	L-LN800 -- 204" W/B	6&8	All			1
90	LNT800 -- 204" W/B	6&8	All	E4HZ 14405-AM		1
90	LT-LTL800/900 -- 204" W/B	6&8	All			1
90	LNT800 -- 174",186" W/B	6&8	All	E4HZ 14405-AN		1
90	LN800/900 -- 204" W/B	6&8	All			1
90	LNT800/900 -- 150" W/B	6&8	All	E4HZ 14405-AT		1
90	LT-LTL800/900 -- 162" W/B	6&8	All			1
90	LNT800/900 -- 222" W/B	6&8	All			1
90	LNT800/900 -- 138" W/B	6&8	All	E4HZ 14405-AU		1
90	LT800/900 -- 150" W/B	6&8	All			1

1990/
TRUCK SERIES 600/900

YEAR	MODEL/RESTRICTIONS	ENGINE		PART NUMBER	DESCRIPTION	QTY.
		CYL.	C.I.D. (C.C.D.)			
APPLICATION CHART — Cont'd						
14405	WIRING ASSY. (REAR LAMP) — Cont'd					
L SERIES						
90	LT-LTL800/900 -- 222" W/B	6&8	All	E4HZ 14405-AV		1
90	LT-LTL800/900 -- 186" W/B	6&8	All	E4HZ 14405-AY		1
90	LNT800/900 -- 162" W/B	6&8	All			1
90	LT800 -- 174" W/B	6&8	All			1
90	LTL900 -- 246" W/B	6&8	All	E1HZ 14405-A		1
90	LTL900 -- 174",186",204", 222" W/B	6&8	All	E1HZ 14405-B		1
90	LN800/900 -- 174",222" W/B- w/city delivery instr. panel	6&8	All	E5HZ 14405-BC		1
90	LN800/900 -- 138",186" W/B- w/city delivery instr. panel	6&8	All	E5HZ 14405-BD		1
90	LL900 -- 174",186" W/B	6&8	All	E7HZ 14405-B		1
90	LL900 -- 204" W/B	6&8	All	E7HZ 14405-C		1
90	LL900 -- 224" W/B	6&8	All	E7HZ 14405-D		1
90	LL900 -- 246" W/B	6&8	All	E7HZ 14405-A		1
90	LTL900 -- 204" W/B w/E4 Hendrikson suspension	6&8	All	E8HZ 14405-A		1
90	L-LN800/900 -- 174" W&B w/Tandem axle	6&8	All	E8HZ 14405-Y		1
90	L-LN800/900 -- 186" W/B w/Tandem axle w/ Hendrikson suspension	6&8	All	E8HZ 14405-Z		1
90	L-LN800/900 -- 204" W/B w/Tandem axle	6&8	All	E8HZ 14405-B		1
90	L-LN800/900 -- 222" W/B	6&8	All	E8HZ 14405-C		1
90	L-LN800/900 -- 246" W/B w/Tandem axle	6&8	All	E8HZ 14405-D		1
90	L800 -- 138" W/B w/ single rr axle	6&8	All	E9HZ 14405-N		1
90	L-LN700/900 -- 258" W/B	6&8	All	E9HZ 14405-AR		1
90	L800/900 -- 131" W/B w/setback axle	6&8	All	E9HZ 14405-M		1
90	L-LN800/900 -- 138",150" W/B w/single rr axle	6&8	All			1
90	LN-LNT800/900 -- 186" W/B diesel	6&8	All	E9HZ 14405-AE		1
90	LTL900 -- 204" W/B w/Tandem axle	6&8	All			1
90	L-LT-LN-LNT800/900 -- 234" W/B	6&8	All	E9HZ 14405-R		1
90	L-LT-LN-LNT-LTL800/900 -- 136", 246" W/B	6&8	All	E9HZ 14405-S		1
90	LN-LNT-LTL800/900 -- 246" W/B	6&8	All	E9HZ 14405-AN		1
90	LTL900 -- 204" W/B	6&8	All	E9HZ 14405-AK		1
90	LN-LNT-LTL800/900 -- 204", 222" W/B	6&8	All	E9HZ 14405-AL		1
90	LN-LNT800/900 -- 222" W/B	6&8	All	E9HZ 14405-T		1
90	LN-LNT800/900 -- 136" W/B	6&8	All	E9HZ 14405-AM		1
90	L-LT-LN-LNT-LTL800/900 -- 258" W/B	6&8	All	E9HZ 14405-U		1
90	L800/900 -- 143", 162" W/B w/single rr axle	6&8	All	E9HZ 14405-L		1
90	LT800/900 -- 150" W/B w/Tandem rr axle	6&8	All			1
90	LNT800/900 -- 138" W/B w/Tandem rr axle	6&8	All			1

JULY, 1989

COPYRIGHT © 1989—

FORD MOTOR
COMPANY

—DEARBORN, MICHIGAN

NEW ISSUE

1990/
TRUCK SERIES 600/900

YEAR	MODEL/RESTRICTIONS	ENGINE		PART NUMBER	DESCRIPTION	QTY.
		CYL. (C.C.D.)	C.I.D.			
APPLICATION CHART — Cont'd						
14405 WIRING ASSY. (REAR LAMP) — Cont'd						
L SERIES						
90	LN800/900 -- 162" W/B w/single rr axle	6&8	All	E9HZ 14405-AH		1
90	LT-LTL800/900 -- 162" W/B w/Tandem rr axle	6&8	All			1
90	LNT800/900 -- 144", 150" W/B w/Tandem rr axle	6&8	All			1
90	LTS800/900 -- 143" W/B w/Tandem rr axle	6&8	All			1
90	L-LT800/900 -- 174" W/B	6&8	All	E9HZ 14405-AJ		1
90	LTL900 -- 186" W/B	6&8	All			1
90	LTS800/900 -- 155" W/B	6&8	All			1
90	L-LT800/900 -- 204" W/B w/reg. axle	6&8	All	E9HZ 14405-AA		1
90	LTS800/900 -- 185" W/B w/setback axle	6&8	All			1
90	LN800/900 -- 162" W/B w/single rr axle	6&8	All	E9HZ 14405-AB		1
90	LT800/900 -- 162" W/B w/Tandem rr axle	6&8	All			1
90	LNT800/900 -- 144", 150 W/B, w/Tandem rr axle	6&8	All			1
90	LTS800/900 -- 143" W/B w/Tandem rr axle	6&8	All			1
90	L-LT800/900 -- 222" W/B	6&8	All	E9HZ 14405-AC		1
90	LN-LNT800/900 -- 204" W/B	6&8	All			1
90	LTS800/900 -- 203" W/B	6&8	All			1
90	L-LT800/900 -- 186" W/B	6&8	All	E9HZ 14405-AD		1
90	LN-LNT800/900 -- 174" W/B	6&8	All			1
90	LTS800/900 -- 167" W/B w/setback axle	6&8	All			1
14A405 Refer to group 14456						
14406 WIRING ASSY. (FUEL TANK SENDER)-If not listed below improvise from bulk wire (14296)						
90	B-F-FT600/900 -- w/R.H. mechanical fuel pump	6&8	All	E5HZ 14406-A	#E4HT 14406-DA	1
90	C-CT600/900 -- diesel	6&8	All			1
90	F600/800(81) -- diesel w/R.H or L.H. fuel tanks "From 3/85"	8	All	E5HZ 14406-C	#E5HT 14406-BB,CB	1
90	B-F600/800(84) -- diesel w/R.H. fuel tank "From 3/85"	8	All	E5HZ 14406-G	#E5HT 14406-EB,GB	1
90	B600/800 -- diesel	6&8	All	E9HZ 14406-C	#E9HT 14406-CA	1
90	F600/900(81) -- diesel w/RH single fuel tank or dual mounted tanks	6&8	All	E9HZ 14406-A	#E9HT 14406-AA	1
90	F600/900(81) -- diesel w/LH mounted single fuel tanks or dual mounted tanks	6&8	All	E9HZ 14406-D	#E9HT 14406-DA	1
90	F600/800(84) -- diesel	6&8	All	E9HZ 14406-B	#E9HT 14406-BA	1
90	CF600/800	6&8	All	E7HZ 14406-B	E7HT 14406-BA	
90	C-CT600/900 -- gas w/R.H. or L.H. 30 or 50 gal. fuel tank "From 3/85"	8	370,429	E5HZ 14406-D	R.H. or L.H. #E5HT 14406-DA	1or2
90	C-CT600/900 -- diesel "Before 12/86"	6&8	All		R.H.&L.H. usage prior 12/86-L.H. usage only from 12/86	1or2
90	C-CT600/900 -- diesel "From 12/86"	6&8	All	E7HZ 14406-A	#ED 170774-R.H.	1

1990/
TRUCK SERIES 600/900

YEAR	MODEL/RESTRICTIONS	ENGINE		PART NUMBER	DESCRIPTION	QTY.
		CYL.	C.I.D. (C.C.D.)			
14406 WIRING ASSY. (FUEL TANK SENDER)-If not listed below improvise from bulk wire (14296) -- Cont'd						
90	C-CT600/900 -- gas w/50 gal. fuel tanks "From 3/85"	8	370,429	E5HZ 14406-F	#E5HT 14406-FA	1
90	CF600/700 -- diesel "Before 4/87"	6	402,476	E6HZ 14406-J	#E5HT 14406-JB	1
90	CF600/800 "From 4/87"	6	402,476	E7HZ 14406-B	#E7HT 14406-BA	1
90	L-LN-LNT-LT-LTL-LTS600/900 -- w/setback axle, w/75,95,125 gal. dual fuel tanks	6&8	All	E8HZ 14406-D	#E8HT 14406-DA	1
90	L-LL-LTL600/900 w/50 or 75 gal. "D" type single or dual tanks w/65 or 95 or 120 gal. cyl. alum. dual tanks	6&8	All	F0HZ 14406-A	#F0HT 14406-FA	1
90	L-LL-LTL600/900 w/50 or 75 gal. steel or 75 gal. alum. L.H. w/65 gal. cyl. alum. L.H.	6&8	All	F0HZ 14406-B	#F0HT 14406-GA	1
90	L-LN-LT600/900 w/70 or 95 or 125 gal. w/rectangular batt. box L.H. or R.H.	6&8	All	F0HZ 14406-C		1
90	LTS800/900 -- w/125 gal. dual fuel tank	6&8	All	E9HZ 14406-F	#E8HT 14406-FA	1
14W407 WIRING ASSY. (EXHAUST BRAKE CONTROL VALVE ACTUATING)						
90	CF600/800 -- diesel w/o tractor pkg. "From 10/87"	6	402,476	E7HZ 14W407-A		1
90	CF600/800 -- diesel w/tractor	6	402,476	E8HZ 14W407-A		1
14A408 WIRE ASSY. (DASH PANEL TO HEAD LAMP JUNCTION EXTENSION)						
90	LTL900	6&8	All	E1HZ 14A408-A	#E1HT 14A408-AA	1
14W408 WIRING ASSY. (EXHAUST BRAKE CONTROL)						
90	CF600/800 -- diesel	6	401,476	E6HZ 14W408-A		1
14A411 WIRING ASSY. (MAIN JUMPER)						
90	CF600/800 -- diesel	6	402,476	E7HZ 14A411-A	#E7HT 14A411-AA-includes (1) E0VB 14A601-AA resistor (470 OHMs)-black	1
14A413 WIRING ASSY. (RELAY FEED EXTENSION)						
90	CL-CLT900 "From 12/83"	6	893	E4HZ 14A413-A	#E4HT 14A413-AA	1
90	CL-CLT900 -- exc. 893 diesel	6&8	All	E5HZ 14A413-A	#E5HT 14A413-AA	1
90	L-LS-LN800/900 -- w/single rr axle & locking main diff.	6&8	All	E9HZ 14A413-A	For connecting interlock solenoid if 10B858 is too short	1
14417 HOLDER (FUSE)						
90	B-F600/800	6&8	All	E0TZ 14417-A	Use to repair all terminations with 10 or 12 ga. wire at fuse panel	AR
90	CF600/800 -- diesel	6	402,476	E6HZ 14417-A	2 terminal	1
90	CF600/800 -- diesel	6	402,476	E6HZ 14417-B	3 terminal	5
90	CF600/800 -- diesel	6	402,476	E6HZ 14417-D	9 terminal	1
14431 CABLE ASSY. (RELAY TO STARTER)-If not listed below improvise from bulk wire (14296)						
90	B-F600/900 -- fixed hood "From 7/85"	8	370,429	E5HZ 14431-C	*WC-8617-EDE5HT 14431-CA	1
90	B-F600/800 -- tilt hood "From 7/85"	8	370,429	E5HZ 14431-B	*WC-8616-EDE5HT 14431-BA	1
90	C-CT600/800 -- gas	6&8	All	D1PZ 14431-A	Use as engine ground	1
90	B-F600/800 -- gas & diesel	6&8	All		Use as alternator to engine ground	1
90	CL-CLT900 -- w/Delco alternator	6&8	All		Use as alternator to engine ground	1
90	C600	6	All	D1PZ 14431-C	*7284-#D1PF-CA, D4HF-BA-universal-28" long 4 gauge	1
90	L-LN-LNT-LT-LTS-LTL600/900 -- gas	8	All	D1PZ 14431-B	*7244-#D1PF 14431-BA-universal -23 1/2" long-4 gauge-use as engine ground	1
90	L-LN-LNT-LT-LTL900 -- diesel and 65,70 amp. L/N alternator	8	903		Use as alternator to ground	1
90	B-F600/800 -- diesel	8	501		Use as frame to ground	1

1990/
TRUCK SERIES 600/900

YEAR	MODEL/RESTRICTIONS	ENGINE		PART NUMBER	DESCRIPTION	QTY.
		CYL.	C.I.D. (C.C.D.)			
14431 CABLE ASSY. (RELAY TO STARTER)-If not listed below improvise from bulk wire (14296) — Cont'd						
90	CL-CLT900	6&8	All	D1PZ 14431-F	*WC-6181-#D1PF 14431-FA-universal 20" long-	2
90	B-F600/880 -- gas	6&8	All		1 gauge-use as dash to engine ground	1
90	L-LN-LNT-LT-LTS800/900 -- diesel	6&8	All		Use as engine ground cable	1
90	C-CT600/900 -- gas "From 6/83"	8	370,429	E3HZ 14431-B	*WC-8564-#E3HT 14431-BA 44" long-4 gauge	1
90	B-F600/800 -- diesel	8	501	D9HZ 14431-C	*WC-8467- #D9HT 14431-EA-E0HT 14431-FA-9" long	1
90	L-LN-LNT-LT-LTS600/800	8	370,429	E4HZ 14431-A	*WC-8587-#E4HT 14431-AA,BA-66" long-4 gauge	1
90	C-CT600/900	8	All	20314-S8	(B-98)-bolt (relay to starter cable to cyl. block) 7/16" -14 x 1/2"	1
90	LN600/750	6&8	All	20308-S7	(B-40)-bolt (relay to starter cable to R.H. frame brace gusset) 1/4"-20 x 1/2"	1
90	C600 -- gas	6	All	20384-S8	(B-43)-bolt (relay to starter cable to frame) 1/4" -20 x 1"	1
90	C600	8	All			1
		6&8	All	33795-S7	(M-49)-nut 1/4" -20	1
				33797-S7	(M-50)-nut-5/16" -18	1
				34806-S7	(X-64)-lockwasher-5/16"	1

14A434 SPACER (WIRING CONNECTOR)						
90	B-F-FT600/800(81)	6&8	All	E2HZ 14A434-A	#E2HT 14A468-AA-Required in bulk head wiring connector 14489 to maintain alignment of terminals	1
90	C-CL-CLT-CT600/900	6&8	All			1
90	L-LN-LNT-LT-LTS600/900	6&8	All			1

14439 WIRE ASSY. (STARTER MOTOR RELAY TO JUNCTION BLOCK)						
90	L-LN-LNT-LT-LTL-LTS600/900 -- w/hyd. brakes	6&8	All	E4HZ 14439-A	#E4HT 14439-AA-includes 7" long (12 ga.) fuse link	1

14A439 BUS BAR						
90	C-CT600/900 -- w/air brakes	6&8	All	D5HZ 14A439-A	Located at circuit breaker mounting bracket	1
90	L-LN-LNT-LT-LTS600/900- w/ air brakes	8	All		Use w/city delivery instrument panel	1
90	CF600/800 -- diesel w/o intermittent wipers	6	402,476	E6HZ 14A439-A	Wiper relay	1

14A441 TERMINAL ASSY. (WIRING)-Improvise from bulk wire (14296)						
--	--	--	--	--	--	--

YEAR	MODEL / RESTRICTIONS	ENGINE		PART NUMBER	BASE SIZE (INCHES)	STUDS	THREAD SIZE (INCHES)	PAINT MARKING	QTY.
		CYL.	C.I.D.						
14448 BLOCK ASSY. (JUNCTION)									
Notes: ⊕ Includes (1) or (2) 34053-S8 nut									
90	B-F-FT600/800	6&8	All	D3TZ 14448-A	2 23/32 x 29/32	1	1/4 x 20	Yellow	AR
90	L-LN-LNT-LT-LTL-LTS600/900	6&8	All	*DY-141					AR
90	CF600/800	6	402,476				1		1
90	CL-CLT900	6&8	All	D8HZ 14448-A	3 x 5/8	3	No. 10-24		1
90	L-LN-LNT-LT-LTS600/900	6&8	All	C6TZ 14448-B	12 x 1	14	No. 10-24		2
90	L-LN-LNT-LT-LTS600/900	6&8	All	D0HZ 14448-F	9 1/2 long	11	No. 10-24		1
90	B-F600/800(84)	6&8	All			1			
90	L-LN-LNT-LT-LTS600/900	6&8	All	D0HZ 14448-A	5 7/8 x 1/2	6	No. 10-24		1
				*DY-86					
90	L-LN-LNT-LT-LTS-LTL600/900	6&8	All	D0HZ 14448-B	5 5/8 x 1 1/4	4	No. 10-24		1
90	L-L-LN-LTL-LNT700/900			E8HZ 14448-A					1
90	L-LN-LNT-LT-LTL-LTS800/900	6&8	All	E9HZ 14448-A					1
90	L-LN-LNT-LT-LTL-LTS800/900	6&8	All	E9HZ 14448-B					1

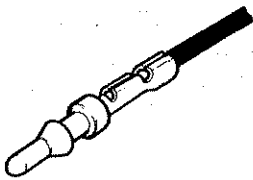

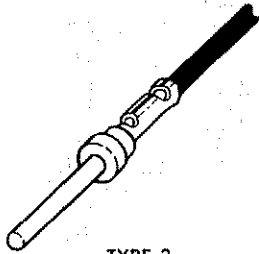
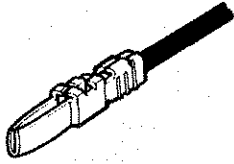
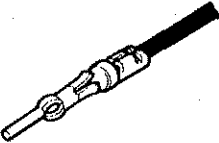
**1990/
TRUCK SERIES 600/900**

YEAR	MODEL/RESTRICTIONS	ENGINE		PART NUMBER	DESCRIPTION	QTY.
		CYL.	C.I.D. (C.C.D.)			
14456 COVER (JUNCTION BLOCK)						
90	L-LN-LNT-LT-LTS600/900	6&8	All	D0HZ 14456-G	Located on R.H. frame side	1
90	L-LN-LNT-LT-LTS-LTL800/900	6&8	All	E1HZ 14456-B	Located on back of cab-Saddle-plastic-paint to match	1
90	L-LN-LNT-LT-LTS-LTL800/900	6&8	All	E1HZ 14456-C	Located on back of cab-Saddle-carpeted	1
90	L-LN-LNT-LT-LTS-LTL800/900	6&8	All	E1HZ 14456-D	Located on back of cab-Red-carpeted	1
90	LN-LNT-LTL900	6&8	All	E3HZ 14456-A	Located on back of cab-Charcoal-carpeted	1
90	B-F600/800(84)	6&8	All	E2HZ 14456-A	#E1HT 14A405-CA	1
14461 TERMINAL (WIRE)-Also refer to group 14294						
90	All	6&8	All	C4TZ 14461-A	Male ends-bullet type	AR
				C8AZ 14461-A	Male ends-bullet type	AR
				C8AZ 14461-B	For 18, 20 or 24 gauge wire-bullet type	AR
				C8AZ 14461-C	For 14 or 16 gauge wire-bullet type	AR
				C80Z 14461-B	For 18 or 20 gauge wire-bullet type	AR
				C7AZ 14461-B	For 14 or 16 gauge wire-bullet type	AR
				D1AZ 14461-B	Male-bullet type-14 or 16 gauge wire	AR
90	L-LN-LNT-LT-LTS800/900	6&8	All	D5HZ 14461-A	Male - bullet type-14,16 or 18 gauge wire	AR
90	CF600/800	6	402,476			4
90	CL-CLT900	6&8	All	D8HZ 14461-B	Male Type (1) used in D8HZ 14489-E,F,G,H,B,D,T connectors	AR
90	CF600/800					AR
90	CL-CLT900			D8HZ 14461-C	Male type (3) -used in D8HZ 14489-DA,EA,FA connectors	AR
				D8HZ 14461-D	Male Type (3) -used in D8HZ 14489-EA connector	AR
				D8HZ 14461-E	Male Type (2) -used in D8HZ 14489-EA connector	AR
				D8HZ 14461-F	Male Type (2) -used in D8HZ 14489-FA connector	AR
				D8HZ 14461-L	Male type (5) -used in D8HZ 14489-GA,HA connector	AR
				D8HZ 14461-N	Male type (4) -used in D8HZ 14489-GA,JA connector	AR
90	CF600/800	6	402,476	E6HZ 14461-A		AR
90	CF600/800	6	402,476	D9AZ 14461-U	Male end-bullet type for 16 gauge wire	AR

1990/
TRUCK SERIES 600/900

14461

TERMINAL (WIRE)-Also refer to group 14294

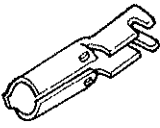

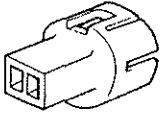
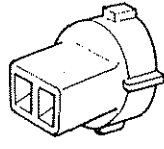
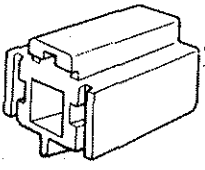
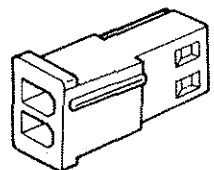
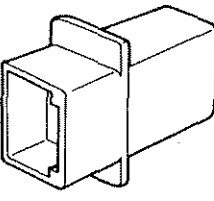
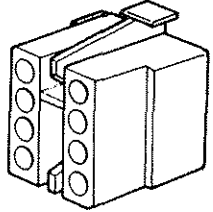
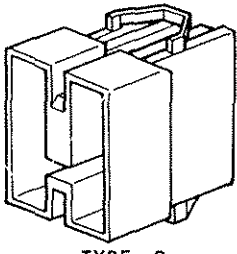
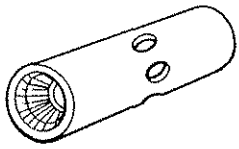
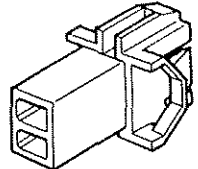
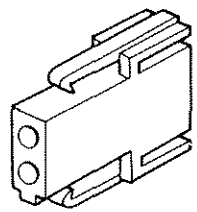

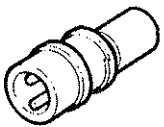
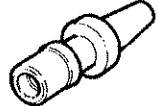

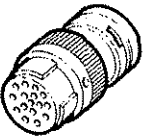



 <p>TYPE 1</p>	 <p>TYPE 2</p>	 <p>TYPE 3</p>	 <p>TYPE 4</p>
 <p>TYPE 5</p>			
			<p>P-13990</p>

1990/
TRUCK SERIES 600/900

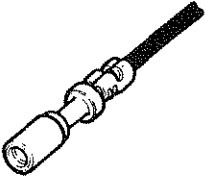
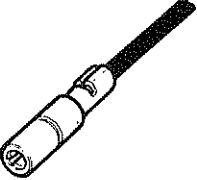
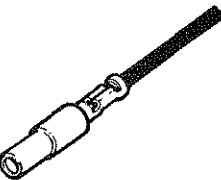
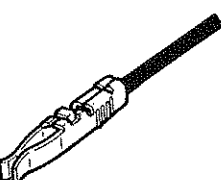
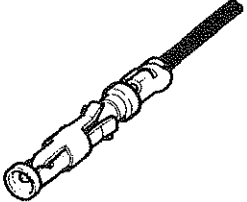
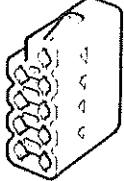
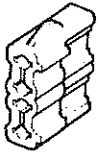
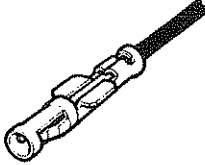
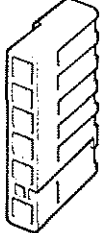
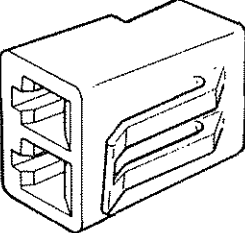
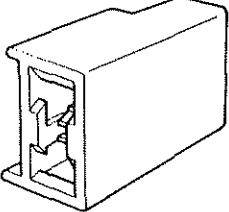
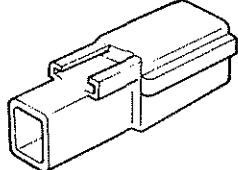
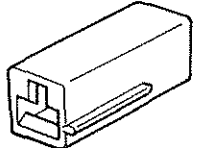
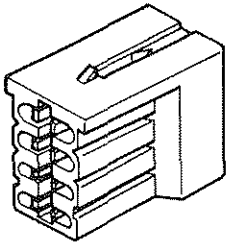
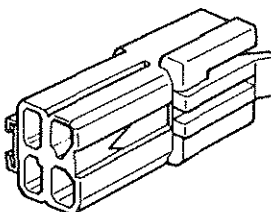
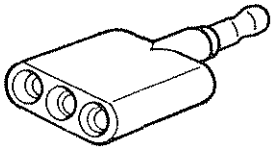
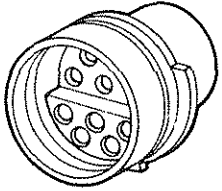
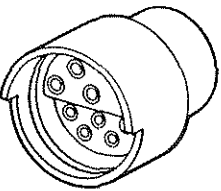
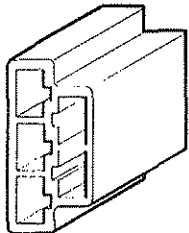
YEAR	MODEL/RESTRICTIONS	ENGINE		PART NUMBER	DESCRIPTION	QTY.
		CYL.	C.I.D. (C.C.D.)			
14466 TERMINAL (HIGH TENSION WIRE)						
90	All	6&8	All	D4AZ 14466-A	Use w/radio resistor type wiring "J" shape at distributor end	AR
144468 SPACER (WIRE CONNECTOR)						
90	L-LN-LT-LTS/800/900 -- 162"W/B gas and diesel	6&8	All	D5HZ 14A468-A	2 way female - Red - Mates with D5HZ 14489-B and D5HZ 14A468B	2
90	LNT 850/900 -- gas	8	All			2
90	LNT 900 -- diesel	6&8	All			2
90	L-LN-LT-LTS 800/900 -- 162" W/B gas and diesel	6&8	All	D8FZ 14A468-A	2 way male-Red-Mates with D5HZ 14489A and D5HZ 14A468-A	2
90	LNT 850/900 -- gas	8	All			2
90	LNT 900 -- diesel	6&8	All			2
90	CF600/800	6	402,476			AR
90	B-F600/800	6&8	All	E0AZ 14A468-A	Female-37/64"-yellow-mates with E0AZ 14489-A	AR
90	CF600/800	6	402,476	D7AZ 14A468-A	Red or purple-mates with D7LY 14489-B	1
90	L-LL-LN-LNT-LS-LT-LTS600/900 -- w/fleet instrument panel	6&8	All	E7HZ 14A468-A	Mates with E7HZ 14489-A connector sleeve	4
90	CF600/800	6	402,476	D2SZ 14A468-A	Red-mates with D2SZ 14489-E sleeve	AR
90	CF600/800	6	402,476	D2SZ 14A468-B	Red-mates with D2SZ 14489-D sleeve	AR
90	CF600/800	6	402,476	E4DZ 14A468-A	Red-mates with E4DZ 14489-B sleeve	AR
90	CF600/800	6	402,476	E4DZ 14A468-B	Red-mates with E4DZ 14489-A sleeve	AR
14474 TERMINAL (WIRE)-Also refer to group 14294						
90	All	6&8	All	B8E 14474-A	Snap on type-female	AR
				C1AF 14474-A	Snap on type-female	AR
				C8AZ 14474-A	Snap on type-female	AR
				D1TZ 14474-A	Snap on type-female	AR
				D8BZ 14474-A	Snap on type-female	AR
				D9AZ 14474-F	Snap on type-female	AR
				D8BZ 14474-C	Snap on type-female	AR
				D8BZ 14474-D	Snap on type-female	AR
90	L-LN-LNT-LT-LTL-LTS600/900 -- w/hyd. brakes	6&8	All	E4HZ 14474-A	Used with 14489 connector sleeve to hydra-max relay	AR
90	B-F-FT600/800(81-84) -- w/hyd. brakes	6&8	All	E4HZ 14474-B	Used with 14489 connector sleeve, part of 14401 wiring	AR
90	C-CT600/800 -- w/hyd. brakes	6&8	All			AR
90	L-LN-LNT-LT-LTL-LTS600/900 -- w/hyd. brakes	6&8	All			AR
90	CF600/700 -- diesel	6	402,476	E6HZ 14474-A		AR
90	CF600/700 -- diesel	6	402,476	E6HZ 14474-B		AR
90	L-LL-LN-LNT-LS-LT-LTS600/900 -- w/fleet instrument panel	6&8	All	E7HZ 14474-A	Snap on type-female for 18 or 20 gauge wire repair mates w/E7HZ 14489-A connector sleeve	1
90	L-LL-LN-LNT-LS-LT-LTS600/900 -- w/fleet instrument panel	6&8	All	E7HZ 14474-B	Snap on type-female for 14 or 16 gauge wire repair-mates w/E7HZ 14489-A connector sleeve	15
90	CF600/800	6	402,476			AR
90	B-CF-F-FT600/800	6	402,476	E7HZ 14474-C	Used with E7HZ 14489-B sleeve at fuel shut off solenoid	2
90	L-LL-LN-LNT-LS-LT-LTL-LTS600/900	6&8	All	E8HZ 14474-A	Snap on type female	AR
14487 CONNECTOR ASSY. (WIRING)						
90	All	6&8	All	B6A 14487-A	4 way plug in-for No. 14, 16 & 18 gauge wire	AR
				B7A 14487-A	2 way plug in-for No. 14, 16 & 18 gauge wire	AR
				E0AZ 14487-A	2 way crimp-on-for No. 16, 18, 20 & 22 gauge wire	AR
				E0AZ 14487-B	2 way crimp-on-for No. 14 & 16 gauge wire	AR
90	CF600/800 -- diesel	6	402,476	E6HZ 14487-A	Use with exhaust brake wiring 14W407	1
90	CF600/800	6	402,476	D20Z 14487-A	1 way crimp-on-located at fuel tank sender	AR

1990/
TRUCK SERIES 600/900

14488-9 FEMALE TERMINALS and SLEEVES (WIRE)

 <p>TYPE 1</p>	 <p>TYPE 2</p>	 <p>TYPE 3</p>	 <p>TYPE 4</p>
 <p>TYPE 5</p>	 <p>TYPE 6</p>	 <p>TYPE 7</p>	 <p>TYPE 8</p>
 <p>TYPE 9</p>	 <p>TYPE 10</p>	 <p>TYPE 11</p>	 <p>TYPE 12</p>
 <p>TYPE 13</p>	 <p>TYPE 14</p>	 <p>TYPE 15</p>	 <p>TYPE 16</p>
 <p>TYPE 17</p>	 <p>TYPE 18</p>	 <p>TYPE 19</p>	 <p>TYPE 20</p>
<p>P-11455</p>			

14488-9 FEMALE TERMINALS and SLEEVES (WIRE) — Cont'd

 <p>TYPE 21</p>	 <p>TYPE 22</p>	 <p>TYPE 23</p>	 <p>TYPE 24</p>
 <p>TYPE 25</p>	 <p>TYPE 26</p>	 <p>TYPE 27</p>	 <p>TYPE 28</p>
 <p>TYPE 29</p>	 <p>TYPE 30</p>	 <p>TYPE 31</p>	 <p>TYPE 32</p>
 <p>TYPE 33</p>	 <p>TYPE 34</p>	 <p>TYPE 35</p>	 <p>TYPE 36</p>
 <p>TYPE-37</p>	 <p>TYPE-38</p>	 <p>TYPE-39</p>	<p>P-13989</p>

**1990/
TRUCK SERIES 600/900**

YEAR	MODEL/RESTRICTIONS	ENGINE		PART NUMBER	TYPE	DESCRIPTION	QTY.
		CYL.	C.I.D. (C.C.D.)				
14488-9 CONNECTORS and SLEEVES (WIRE) — Cont'd							
90	All	6&8	All	B6A 14488-A	2	For 12,14,16 and 18 gauge wire	AR
				B7A 14488-C	1		AR
				C8AZ 14488-A	1	For 10 or 12 gauge wire	AR
				C8AZ 14488-B	1	For 16,18,20,22 gauge wire	AR
				D1AZ 14488-B		For 18 or 20 gauge wire	AR
				D9AZ 14488-K		For 18 gauge wire (gold/nickel plated)	AR
				D9AZ 14488-L		For 14 gauge wire (tin/nickel plated)	AR
				C80Z 14488-A	36	3 female terminal adapter	AR
				D3AZ 14488-Y	10	For 10 or 12 gauge wire	AR
				D3AZ 14488-Z	10	For 14 or 16 gauge wire	AR
90	L-LN-LNT-LT-LTS800/900 -- 162" W/B	6&8	All	D5HZ 14488-A		For 14,16,18 or 19 gauge wire-female type	3
90	CL-CLT900	6&8	All	D8HZ 14488-A	21	Female -used in D8HZ 14489-A,B,D,F,G,H,T connectors	AR
				D8HZ 14488-B	28	Female -used in D8HZ 14489-P,U connectors	AR
				D8HZ 14488-H	23	Female -used in D8HZ 14489-BA connector	AR
				D8HZ 14488-J	22	Female -used in D8HZ 14489-BA connector	AR
				D8HZ 14488-K	22	Female -used in D8HZ 14489-CA connector	AR
				D8HZ 14488-M	25	Female -used in D8HZ 14489-KA,LA connectors	AR
				D8HZ 14488-R	24	Female -used in D8HZ 14489-C,KA connector	AR
				D8HZ 14488-S	23	Female -used in D8HZ 14489-AA,BA,CA connectors	AR
90	CF600/800 -- diesel	6	402,476	E6HZ 14488-A		Female-2 way	2
				E6HZ 14488-B		Female-4 way (exhaust brake control)	1
				E6HZ 14488-C		Female-2 way (rear axle shift control switch)	1
				E6HZ 14488-D		Female-6 way (exhaust brake control)	1
				E6HZ 14488-E		Female-2 way (exhaust brake control)	2
				E6HZ 14488-F		Female-4 way (heater)	1
				E6HZ 14488-G		Female-2 way (cab latch switch)	1
				E6HZ 14488-J		Female-1 way (interior lamp)	15
				E6HZ 14488-K		Female-1 way (interior lamp)	1
				E6HZ 14488-L		Female-2 way (turn signal lamp)	2
				E6HZ 14488-M		Female-6 way (windshield wiper motor)	1
				E6HZ 14488-N		Female-2 way (windshield washer pump)	1
				E6HZ 14488-P		Female-2 way (illumination)	10
				E6HZ 14488-S		Female-4 way (heater control)	1
				E6HZ 14488-T		Female-2 way (low coolant level warning sender)	1
				E6HZ 14488-U		Female-2 way (low fluid level warning switch)	2
				E6HZ 14488-V		Female-3 way (coolant temperature sender switch)	1
				E6HZ 14488-W		Female-1 way	1
				E6HZ 14488-X		Female-6 way (windshield wiper)	1
				E6HZ 14488-Y		Female-6 way (rheostat illumination)	1
				E6HZ 14488-Z		Female-8 way (ignition switch)	1
				E6HZ 14488-AA		Female-8 way (windshield wiper and washer switch)	1
				E6HZ 14488-AB		Female-9 way (turn signal and emergency warning indicator)	1
				E6HZ 14488-AC		Female-10 way (lighting turn signal and horn switch)	1
				E6HZ 14488-AD		Female-6 way (roof marker lamps blinker switch)	1
				E6HZ 14488-AE		Female-4 way (turn signal indicator lamp)	2

1990/
TRUCK SERIES 600/900

YEAR	MODEL	WIRING CIRCUIT	COLOR	TYPE	MATING PART	TYPE	PART NUMBER	QTY
14488-9 CONNECTORS and SLEEVES (WIRE) -- Cont'd								
90	All	1	Brown	33	D3AZ 14489-P	32	D3AZ 14489-BA	AR
		1	Brown	32	D3AZ 14489-BA	33	D3AZ 14489-P	AR
		1	Black	16	D8HZ 14489-A	15	D8HZ 14489-E	AR
		1	Black	15	D8HZ 14489-E	16	D8HZ 14489-A	AR
		2	Black	7	C5AZ 14489-E	6	C5AZ 14489-F	AR
		2	Black	6	C5AZ 14489-F	7	C5AZ 14489-E	AR
		2	Blue	11	C7AZ 14489-B	12	C7AZ 14489-A	AR
		2	Blue	12	C7AZ 14489-A	11	C7AZ 14489-B	AR
		2	Natural	4	C8AZ 14489-L	3	C8AZ 14489-K	AR
		2	Natural	3	C8AZ 14489-K	4	C8AZ 14489-L	AR
		2	Green	31	D3AZ 14489-U	30	D3AZ 14489-DA	AR
		2	Green	30	D3AZ 14489-DA	31	D3AZ 14489-U	AR
		2	Black	13	D8HZ 14489-B	14	D8HZ 14489-F	AR
		2	Black	14	D8HZ 14489-F	13	D8HZ 14489-B	AR
90	CL-CLT900	2			D8HZ 15000-A		D8HZ 14489-W	1
90	B-F600/800	2	Natural		Fuel shutoff solenoid		E0HZ 14489-C	1
90	L-LN-LNT-LT-LTL-LTS600/900 -- w/hyd. brakes	2	Black		Hydra-max relay		E4HZ 14489-A	1
90	B-F-FT600/800(81-84) -- w/hyd. brakes	2	Natural				E4HZ 14489-C	AR
90	C-CT600/800 -- w/hyd. brakes							
90	L-LN-LNT-LT-LTL-LTS600/900 -- w/hyd. brakes							
90	All	3			Headlamp wiring to bulb	5	C8AZ 14489-Y	2
		3	Natural		D5HZ 14489-A		D5HZ 14489-B	1
		3	Black	13	D8HZ 14489-T	14	D8HZ 14489-G	AR
		3	Black	14	D8HZ 14489-G	13	D8HZ 14489-T	AR
		3	Black		Rear of A/C compressor		D8HZ 14489-V	1
90	CF600/800	3			Tachometer Fuel gauge Oil pressure gauge Temperature gauge		E6HZ 14489-A	1 1 1 1
		3			Headlamp		E6HZ 14489-N	2
		3			Parking lamp		E6HZ 14489-P	2
90	CF600/800	3	Black		Instrument Panel Lamp		E6HZ 14489-R	1
90	All	4	Black	14	D8HZ 14489-H	13	D8HZ 14489-D	AR
		4	Black	13	D8HZ 14489-D	14	D8HZ 14489-H	AR
		4	Grey		Rear R.H. Instrument cluster	27	D8HZ 14489-U	1
		4or6	Black	9	C5AZ 14489-H	8	C5AZ 14489-G	AR
		4or6	Black	8	C5AZ 14489-G	9	C5AZ 14489-H	AR
90	CF600/700	4			Tachograph		E6HZ 14489-B	1
80/82	B-F600/800	4	Black		E3SZ 14489-A		E3SZ 14489-B	AR
90	CF600/800							1
90	CF600/800	4	Black		D7LY 14489-A		D7LY 14489-B	1
90	CF600/800	4	Black		D7LY 14489-B		D7LY 14489-A	1
90	All	5	Black	3	Htr. or A/C switch	39	D9HZ 14489-C	1
90	B-F-FT600/800(81-84) -- w/hyd. brakes	5	Natural				E4HZ 14489-B	1
90	C-CT600/800 -- w/hyd. brakes							1
90	L-LN-LNT-LT-LTL-LTS600/900 -- w/hyd. brakes							1
90	All	5	Grey		9A050 Switch		D5AZ 14489-C	1
90	All	6		33	D2SZ 14489-E	34	D2SZ 14489-D	AR
		6	Brown	34	D2SZ 14489-D	33	D2SZ 14489-E	AR

1990/
TRUCK SERIES 600/900

YEAR	MODEL	WIRING CIRCUIT	COLOR	TYPE	MATING PART	TYPE	PART NUMBER	QTY		
14488-9 CONNECTORS and SLEEVES (WIRE) -- Cont'd										
90	L-LN-LNT-LT-LTS-LTL600/900	6	Grey		Ignition switch		D0TZ 14489-A	1		
		6	Black	37	E1HZ 14489-B	38	E1HZ 14489-A	1		
		6	Black	38	E1HZ 14489-A	37	E1HZ 14489-B	1		
90	L-LL-LN-LNT-LS-LT-LTS600/900 w/fleet instrument panel	6	Black		Accessory or tail lamp relay		E7HZ 14489-A	2		
90	CL-CLT900	6	Grey		Lower R.H. I/C printed circuit-space between 3rd and 4th circuits	29	D8HZ 14489-N	1		
		6	Grey		Lower R.H. I/C printed circuit-space between 2nd and 3rd circuits	29	D8HZ 14489-R	1		
		6	Grey		Upper R.H. I/C printed circuit-space between 5th and 6th circuits	29	D8HZ 14489-L	1		
		6	Grey		Upper R.H. I/C printed circuit-space between 4th and 5th circuits	29	D8HZ 14489-M	1		
		6	Grey		Upper R.H. I/C printed circuit-space between 1st and 2nd circuits	29	D8HZ 14489-S	1		
		7	Black	19	D8HZ 14489-JA	20	D8HZ 14489-C	1		
		7	Black	20	D8HZ 14489-C	19	D8HZ 14489-JA	1		
90	All	8	Black	9	C4AZ 14489-F	8	C4AZ 14489-E	AR		
		8	Black	8	C4AZ 14489-E	9	C4AZ 14489-F	AR		
		9			L.H. I/C printed circuit	26	D8HZ 14489-P	1		
		10	Black	9	C5SZ 14489-B	8	C5SZ 14489-A	AR		
		10	Black	8	C5SZ 14489-A	9	C5SZ 14489-B	AR		
		10	Black	38	D9HZ 14489-B	37	D9HZ 14489-A	AR		
		10	Black	37	D9HZ 14489-A	38	D9HZ 14489-B	AR		
		12	Black	17	D8HZ 14489-CA	18	D8HZ 14489-FA	1		
		12	Black	18	D8HZ 14489-FA	17	D8HZ 14489-CA	1		
		14	Black	17	D8HZ 14489-AA	18	D8HZ 14489-DA	1		
		14	Black	18	D8HZ 14489-DA	17	D8HZ 14489-AA	1		
		90	B-F600/800 "From 12/81"	14	Black	37	E2HZ 14489-B	38	E2HZ 14489-A	1
		90	B-F600/800 "From 12/81"	14	Black	38	E2HZ 14489-A	37	E2HZ 14489-B	1
90	All	15	Black	17	D8HZ 14489-BA	18	D8HZ 14489-EA	1		
		15	Black	18	D8HZ 14489-EA	17	D8HZ 14489-BA	1		
		16	Black	19	D8HZ 14489-HA	20	D8HZ 14489-LA	1		
		16	Black	20	D8HZ 14489-LA	19	D8HZ 14489-HA	1		
		22	Black	19	D8HZ 14489-GA	20	D8HZ 14489-KA	1		
		22	Black	20	D8HZ 14489-KA	19	D8HZ 14489-GA	1		
90	CF600/700	22				E6HZ 14489-E	1			
90	CF600/700	22				E6HZ 14489-H	1			
90	CF600/700	22				E6HZ 14489-M	1			
90	CF600/700					E6HZ 14489-L	1			
90	CF600/700					E6HZ 14489-D	1			
90	CF600/700					E6HZ 14489-K	1			
90	CF600/700					E6HZ 14489-G	1			
90	CF600/700					E6HZ 14489-J	1			
90	CF600/700					E6HZ 14489-AF	1			

YEAR	MODEL/RESTRICTIONS	ENGINE		PART NUMBER	DESCRIPTION	QTY.
		CYL.	C.I.D. (C.C.D.)			
14490 BOOT (WIRING CONNECTOR SLEEVE)						
90	CF600/800 -- diesel	6	401	E6HZ 14490-A		1
14512 RELAY ASSY. (VOLT METER INSTRUMENT CLUSTER)						
90	L-LN-LNT-LT-LTS800/900	6&8	All	D2LY 14512-A	#D2LB 14C690-AA, D5AB 14C690-AA,BA,CA	AR
90	B600/700 -- w/air brakes	6&8	All		also used to replace D6HT 14C690-AA,BA,CA	1
14517 WIRING ASSY. (FUSE HOLDER JUMPER)						
90	All -- w/blade type fuses	6&8	All	E5FZ 14517-A	#E5EB 14517-AA-in line fuse holder	AR

1990/
TRUCK SERIES 600/900

14526 BREAKER ASSY. (ELECTRICAL CIRCUIT GLASS TUBE FUSE)

GLASS TUBE TYPE FUSE



AMPERAGE	LENGTH	INDUSTRY NUMBER	COLOR STRIPE	PART NUMBER	AMPERAGE	LENGTH	INDUSTRY NUMBER	COLOR STRIPE	PART NUMBER
NOTE 1 Required with or without electric fuel pump									
1	.62"	AGA-1 or AG-1	Dk Green	B6AZ 14526-D	7.5	.62"	1AG-7.5or AGA-7.5	Brown	D4AZ 14526-L
2	1.00"	8AG-2 or AGX-2	Gray	D4AZ 14526-B	9	.88"	SFE-9	Orange	A6AZ 14526-B
2	.62"	1AG-2 or AGA-2	Gray	D4AZ 14526-C	10	1.25"	AGC-10 or 3AG-10	Red	B8TZ 14526-A
2	1.25"	3AG-2 "Slo Blo"		E3HZ 14526-A	14	1.06"	SFE-14	Black	A0AZ 14526-A
2.5	.62"	1AG-2.5 or AGA-2.5	Purple	C4GY 14526-A	15	1.25"	AGC-15 or 3AG-15	LT Blue	A2AZ 14526-A
3	1.00"	8AG-3 or AGX-3	Violet	D4AZ 14526-E	15	.88"	AGW-15 or 7AG-15	LT Blue	C4SZ 14526-B
3	.62"	1AG-3 or AGA-3	Violet	A6AZ 14526-A	20	1.00"	AGX-20 or 8AG-20	Yellow	C5AZ 14526-B
4	.84"	AGW-4 or 7AG-4	Pink	C0LY 14526-B	20	1.25"	SFE-20	Yellow	A0AZ 14526-B
4	.62"	SFE-4	Pink	C9SZ 14526-C	20	.87"	7AG-20or AGW-20	Yellow	D4AZ 14526-V
5	.62"	AGA-5 or 1AG-5	Tan	B6AZ 14526-B	25	1.25"	3AG-25or AGC-25	White	C6TZ 14526-AB
6	.75"	SFE-6	Gold	C1VY 14526-A	30	1.25"	AGC-30 or 3AG-30	LT Green	A9AZ 14526-A
7.5	.88"	SFE-7.5	Brown	B6AZ 14526-A	30	1.00"	AGX-30 or 8AG-30	LT Green	C80Z 14526-A
7.5	1.25"	AGC-7.5 or 3AG-7.5	Brown	DOVY 14526-D	30	.88"	7AG-30or AGW-30	LT Green	C6TZ 14526-AA

GLASS TUBE FUSE APPLICATION CHART

FUNCTION	C-CT 600/900	LN-LNT- LT-LTS	LN-LNT- LT-LTS	LTL	F-B 600/800	INDUSTRY NUMBER	PART NUMBER
		600/900 CITY DELIVERY	800/900 LINE HAUL				
Back-up lamps			90	81/86 81/86		AGC-7.5 AGC-10 AGC-15	DOVY 14526-D B8TZ 14526-A A2AZ 14526-A
Cigar lighter feed	80/83	90				AGW-15 AGX-20	C4SZ 14526-B C5AZ 14526-B
Courtesy lamp		90				AGW-15	C4SZ 14526-B
Dome lamp	90					SFE-7.5 AGW-15	B6AZ 14526-A C4SZ 14526-B
Dual brake warning		90				AGW-15	C4SZ 14526-B
Emergency warning system	80/83	90				AGX-20	C5AZ 14526-B
Fuel pump		90				AGW-15 SFE-7.5	C4SZ 14526-B B6AZ 14526-A
Heater/Defroster		90				8AG-30 SFE-14	C80Z 14526-A A0AZ 14526-A
Instrument panel illuminated	80/83					1AG-2 1AG-2.5 SFE-7.5	D4AZ 14526-C C4GY 14526-A B6AZ 14526-A
Low air buzzer		90				AGW-15	C4SZ 14526-B
Radio		90				AGW-15	C4SZ 14526-B
Stop lamps		90				AGW-15	C4SZ 14526-B
Turn signals		90				AGX-20 AGW-15	C5AZ 14526-B C4SZ 14526-B
Vacuum motor pump (2A451)	80/83				90	AG-2 (SLO-BLO)	E3HZ 14526-A

JULY, 1989

COPYRIGHT © 1989--

FORD MOTOR
COMPANY

--DEARBORN, MICHIGAN

NEW ISSUE

1990/
TRUCK SERIES 600/900

14526 FUSE ASSY. (BLADE TYPE)

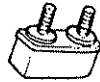


BLADE TYPE FUSE IDENTIFICATION CHART

AMPERAGE	INDUSTRY NUMBER	COLOR	PART NUMBER	AMPERAGE	INDUSTRY NUMBER	COLOR	PART NUMBER
4	ATO-4	Pink	D9ZZ 14526-A	20	ATO-20	Yellow	D9ZZ 14526-E
5	ATO-5	Tan	D8ZZ 14526-B	25	ATO-25	Natural	D9ZZ 14526-F
10	ATO-10	Red	D9ZZ 14526-C	30	ATO-30	Lt. green	D9ZZ 14526-G
15	ATO-15	Lt. blue	D9ZZ 14526-D				

YEAR	MODEL/RESTRICTIONS	ENGINE		PART NUMBER	DESCRIPTION	QTY.
		CYL.	C.I.D. (C.C.D.)			

14526 BREAKER ASSY. (FUSE ELECTRICAL CIRCUIT)



90	L-LN600/800 -- w/2 speed axle (air shift)	6&8	All	D9ZZ 14526-H	6 amp #D9ZB 14526-AA-w/2 blade terminals	1
90	L-LN-LNT-LT-LTS600/900 -- w/city delivery instrument panel w/2 speed axle (air shift)	6&8	All	D5HZ 14526-D	6 amp - w/threaded studs	1
80/84	C-CT600/900 -- w/electric wipers, electric tach, breakerless ignition, emission controls	6&8	All	D5HZ 14526-A	7 amp. - #D5HB 14526-AA - w/threaded studs	AR
90	C-CT600/900 -- w/electric wipers or governor			E5HZ 14526-A	7.5 amp	2
90	CF600/800 -- diesel	6	402,476	D9AZ 14526-C	8.25 amp.	2
90	CL-CLT900 -- for Radio & C.B., speed control, alternator rectifier fuel solenoid, heated mirror, electric horn	6&8	All	D0HZ 14526-A	10 amp. - #White dot - snap-on type	AR
90	L-LN-LNT-LT-LTL-LTS600/900 -- w/line haul instrument panel for alternator rectifier, fuel solenoid, fuel pump, 2 speed axle (air shift), fuel gauge	6&8	All			AR
90	C-CT600/800 -- w/2 speed air axle shift	6&8		E2HZ 14526-C	10 amp.	1
90	L-LN-LNT-LT-LTL-LTS600/900 -- w/2 speed air axle shift	6&8	All			1
90	CL-CLT900 -- for instrument lights, clock & cigar lighter, tail & park lamps, anti-skid	6&8	All	D0VY 14526-A	15 amp. - #Green dot - snap on type	AR
90	L-LN-LNT-LT-LTL-LTS600/900 -- w/line haul instrument panel for anti skid					1
90	CL-CLT900 -- w/single head lamps	6&8	All	D8HZ 14526-A	15 amp. automatic resetting type w/(1) male & (1) female terminal	1
90	L-LN-LNT-LL-LT-LTL-LS-LTS 600/900 -- w/single headlamps	6&8	All			1

1990/
TRUCK SERIES 600/900

YEAR	MODEL/RESTRICTIONS	ENGINE		PART NUMBER	DESCRIPTION	QTY.
		CYL.	C.I.D. (C.C.D.)			
14526 BREAKER ASSY. (FUSE ELECTRICAL CIRCUIT) — Cont'd						
90	C-CT600/900 -- for anti skid (cab)	6&8	All	D5TZ 14526-A	15 amp. - w/threaded studs. - alternate with D5HZ 14526-G	AR
90	L-LT-LTS-LN-LNT600/900 w/city delivery instrument panel for anti skid (cab)	6&8	All			AR
90	C-CT600/900 -- for anti skid (cab)	6&8	All	D5HZ 14526-G	15 amp.- w/threaded studs - alternate w/D5TZ 14526-A	AR
90	L-LT-LTS-LN-LNT600/900 -- w/city delivery instrument panel for anti skid (cab)	6&8	All			AR
90	CF600/800 -- diesel	6	402,476	E6HZ 14526-L	15 amp	2
90	CF600/800 -- diesel	6	402,476	E6HZ 14526-M	15 amp-blue	1
90	L-LL-LN-LNT-LS-LT-LTS800 -- w/city delivery instrument panel	6&8	All	E7HZ 14526-A	15 amp.-#E7HT 14526-AA	1
90	L-LN-LNT-LT-LTS600/900 -- w/fleet instrument panel for headlamp	6&8	All	D5HZ 14526-E	20 amp	1
90	CL-CLT900 -- stop & instrument panel lights, turn signal & flasher, fog lamps	6&8	All	D0VY 14526-B	20 amp. - #Red dot - snap on type	AR
90	C-CT600/900 -- w/2 speed axle	6&8	All	D5HZ 14526-C	20 amp. - w/threaded studs	AR
90	L-LT-LTS-LN-LNT600/900 -- w/city delivery instrument panel for electric 2 speed axle					
90	B-F600/800(81)(84) -- for anti-skid, 2 speed axle	6&8	All	D9AZ 14526-B	20 amp. - w/blade type terminals	AR
90	B-F600/800(84) -- for headlamp switch & horn	6&8	All			1
90	L-LN-LNT-LT-LTL-LTS600/900	6&8	All			1
90	B-F600/800	6&8	All	E0HZ 14526-A	20 amp.-use w/anti skid	1
90	CL-CLT900 -- w/dual headlamps	6&8	All	D8HZ 14526-B	22 amp - w/(1) male & (1) female terminals	1
90	L-LL-LN-LNT-LS-LT-LTL-LTS600/900 -- w/dual headlamps	6&8	All			1
90	C-CT600/900 -- for marker lamps	6&8	All	D5TZ 14526-B	25 amp. - w/threaded studs	AR
90	L-LT-LTS-LN-LNT600/900 -- w/city delivery instrument panel for marker lamps and air conditioning	6&8	All			AR
90	C-CT600/900 -- for head lamps	6&8	All	D5HZ 14526-B	25 amp. - w/threaded studs	1
90	CL-CLT900 -- for sleeper blower and marker lamps	6&8	All	D0HZ 14526-B	25 amp. - snap on type	AR
90	L-LT-LTS-LTL-LN-LNT600/900 -- w/line haul instrument panel for 2 speed axle (electric shift) marker lamp feed, stop lamps heater & air conditioning cigar lighter, dome lamp, tail & park lamps, turn signal & flasher	6&8	All			AR
90	CL-CLT900 -- R.H. & L.H. heaters power windows, trailer anti-skid	6&8	All	D0VY 14526-C	30 amp. - #Orange dot	AR
90	L-LT-LTS-LTL-LNT600/900 -- w/line haul instrument panel for fog & roadlamps & trailer anti-skid	6&8	All			AR
90	F600/800(81-84) -- for headlamp switch & horn	6&8	All	D9AZ 14526-A	30 amp. - w/blade type terminals	AR
90	L-LN600/800 -- w/2 speed axle	6&8	All			1
90	FT800 -- w/single speed axle & differential lockout	6&8	All			1
90	CF600/800	6	402,476			1

JULY, 1989

COPYRIGHT © 1989—

FORD MOTOR
COMPANY

—DEARBORN, MICHIGAN

NEW ISSUE

1990/
TRUCK SERIES 600/900

YEAR	MODEL/RESTRICTIONS	ENGINE		PART NUMBER	DESCRIPTION	QTY.
		CYL.	C.I.D. (C.C.D.)			
14526 BREAKER ASSY. (FUSE ELECTRICAL CIRCUIT) — Cont'd						
90	CL-CLT900	6&8	All	D8HZ 14526-C	*YH-309-Thermal limiter mounted on rear of A/C compressor	1
14526 BREAKER ASSY. - FUSIBLE LINK - WIRE TYPE FUSE						



90	All	6&8	All	D3AZ 14526-H	#D3AB 14A600 - EA - - 9" long 14 gauge wire-color green with eyelet	AR
90	All	6&8	All	D3AZ 14526-T	#D3AB 14A600-BA - - 9" long 16 gauge wire-color orange with eyelet	AR
90	All	6&8	All	D3AZ 14526-L	#D3AB 14A600-CA - - 9" long 18 gauge wire-color red with eyelet	AR
90	All	6&8	All	D3AZ 14526-S	#D3AB 14A600-DA - - 9" long 20 gauge wire-color blue with eyelet	AR
90	All	6&8	All	D3AZ 14526-M	#D3AB 14A600-JA - - 9" long 20 gauge wire-color blue with stripped ends	AR
90	CF600/800 - - diesel	6	402,476	E6HZ 14526-A	0.75 MM-battery post connection-circuit #61-3	1
				E6HZ 14526-B	4.0 MM-battery post connection-circuit #51-1	1
				E6HZ 14526-C	0.75 MM	1
				E6HZ 14526-E	1.0 MM	1
				E6HZ 14526-F	2.5 MM-power junction black-circuit #30-10	1
				E6HZ 14526-G	0.75 MM-ignition switch-circuit #50-2	1
				E6HZ 14526-H	1.0 MM-fuse panel bus bar circuit #30-16	1
				E6HZ 14526-J	0.75 MM-alternator battery terminal-circuit #61-2	1
90	CF600/800	6	402,476	E7HZ 14526-B	1.0 MM-ignition switch-circuit #75-1	1
14529 SWITCH ASSY. (WINDOW ACTUATOR)						
90	CL-CLT900	6&8	All	D8HZ 14529-A	R.H.	1
14536 BRACKET (INSTRUMENT PANEL TO TRAILER LAMP WIRING SUPPORT)						
90	C-CT600/900	6&8	All	C3TZ 14536-A		1
90	C-CT600/900	6&8	All	20408-S7	(B-81)-bolt (bracket to gearshift mount plate bottom)-3/8"-16 x 1 1/8"	1
				33799-S2	(M-52)-nut-3/8"-16	1
				34807-S8	(X-66)-lockwasher-3/8"	1
14550 SUPPORT ASSY. (RELAY TO STARTER CABLE)-Improvise						
14603 BUSHING (TERMINAL) - If not listed below improvise						
90	L-LN-LNT-LT-LTS600/900 - - w/city delivery instrument panel	6&8	All	C7ZZ 14603-A	Use on instrument cluster	1
90	C-CT600/900	6&8	All			2
14603 GROMMET (WIRING)						
90	L-LN-LNT-LT-LTS600/900 - - w/adjustable steering column	6&8	All	DOHZ 14603-B	Routes turn signal wiring leads thru steering column support bracket - Also use w/tachometer	1

1990/
TRUCK SERIES 600/900

YEAR	MODEL/RESTRICTIONS	ENGINE		PART NUMBER	DESCRIPTION	QTY.
		CYL.	C.I.D. (C.C.D.)			
14603 GROMMET (WIRING) -- Cont'd						
90	CF600/800 -- diesel	6	402,476	E6HZ 14603-A		2
90	CF600/800 -- diesel	6	402,476	E6HZ 14603-B		2
14605 GROMMET (WIRING)						
90	CF600/800 -- diesel	6	402,476	E6HZ 14605-B		1
14A604 DIODE ASSY.-Also refer to group 10C912						
90	All	6&8	All	★ E0VB 14A604-AA	Cut from E0VY 11A001-A	1
90	B-F600/700(84) -- w/hyd. brakes	6&8	All	E4HZ 14A604-A	#E4HT 14A604-AA-10 amp. located left of steering column next to turn signal flasher	1
90	B-F600/700(84) -- w/hyd. brakes	6&8	All	E4HZ 14A604-B	Diode kit-stop lamp switch circuit repair	1
Consists of (1) E4HZ 14A604-A Diode assy. 10 amp. (2) D8BZ 14474-C Terminal (1) D2AB 14489-CA sleeve						
14608 RETAINER ASSY. (COWL WIRING GROMMET THRU DASH)						
90	C-CT600/900	6&8	All	8A 14608	Retainer to engine cover	1
90	C-CT600/800 -- diesel	8	522,573, 636		Battery cables thru battery box	1
90	LN600/750 -- gas	6&8	All		Use with L.H. side under running board mounted battery	1
90	All	6&8	All	★ PB9M 14608-A	Rectangular	AR
90	All	6&8	All	55981-S2	(U-254-E)-screw (retainer to dash)-No. 1/4-14 x 1/2"	2
90	C-CT600/900	6&8	All		Screw (retainer to dash panel to floor pan extension)	2
14612 GROMMET (CARBURETOR CHOKE) - Improve						
14613 RETAINER (BATTERY CABLE)						
90	LN600/750 -- gas	8	All	C4TZ 14613-A	Use with L.H. side under running board mounted battery	1
14A618 PANEL (CIRCUIT BREAKER MOUNTING)						
90	F600/880	6&8	All	D5TZ 14A618-A	#D5TA-14A618-AA, E0HT 14A618-AA	1
90	C-CT600/900	6&8	All			1
90	L-LN-LNT-LT-LTS600/900	6&8	All			1
14630 WIRE ASSY. (WINDOW REGULATOR)						
90	CL-CLT900	6&8	All	D8HZ 14630-A	R.H. #D7HT 14630-AC,AD	1
90	CL-CLT900	6&8	All	D8HZ 14630-B	R.H. #D7HT 14630-BA,BC connect D8HZ 14630-A to power window motor	1
14665 WIRING ASSY. (REAR AXLE SHIFT-CIRCUIT BREAKER TO IGNITION)						
90	L-LN-LNT-LT-LTS600/900 -- line haul w/2 speed electric shift "From 1/84"	6&8	All	E4HZ 14665-A	#EDD0HB 14665-D, ED2D0HB 14665-D	1
90	L-LN-LNT-LT-LTS600/900 -- city delivery w/2 speed air shift "From 1/84"	6&8	All	E4HZ 14665-B	#EDD5HB 14665-AA	1
90	L-LN-LNT-LT-LTL-LTS800/900 -- city delivery w/2 speed electric shift	6&8	All	E5HZ 14665-A	#E4HT 14665-AA	1
90	L-LN-LNT-LT-LTL-LTS800/900 w/2 spd. elec. shift axle, w/city or fleet instr. panel	6&8	All	E8HZ 14665-A	#E8HT 14665-AA	1

1990/
TRUCK SERIES 600/900

YEAR	MODEL/RESTRICTIONS	ENGINE		PART NUMBER	DESCRIPTION	QTY.
		CYL.	C.I.D. (C.C.D.)			
14667 WIRING ASSY. (REAR AXLE SHIFT MOTOR TO CONTROL SWITCH)						
90	B-F600/800 -- w/2 speed axle	6&8	All	E0HZ 14667-A	#E0HT 14667-KA,KB, EDE0HT 14667-KB, E4HT 14667-DA,SA,BLA	1
90	CT800 -- w/2 speed axle w/air shift and diff. lockout switch	6&8	All	D5HZ 14667-A	#D5HB 14667-AA	1
90	FT800/900(81) -- w/hyd. brakes w/2 spd. Eaton or Rockwell rear axle	6&8	All	E3HZ 14667-C	#EDE3HT 14667-CA used with E3HZ 14A107-A wiring	1
90	B-F-FT600/800 -- w/2 speed axle w/o shock absorbers	6&8	All	E4HZ 14667-A	#E9HT 14667-BA	1
90	C-CT600/800 -- w/2 speed axle w/o shock absorbers	6&8	All	E4HZ 14667-B	#E4HT 14667-BA	1
90	L-LN-LNT-LT-LTS600/800 -- w/2 speed axle w/o shock absorbers	6&8	All	E4HZ 14667-C	#E9HT 14667-DA	1
90	CF600/800	6	402,476	E6HZ 14667-A		1
14668 WIRING ASSY. (REAR AXLE SHIFT CONTROL SWITCH)						
90	C600/900 -- w/elect. 2 speed axle	6&8	All	E7HZ 14668-F	#E7HT 14668-FA	1
90	CT800/900 -- w/elect. 2 speed axle	6&8	All	E7HZ 14668-G	#E7HT 14668-GA	1
90	L-LN600/800 -- w/2 speed axle-electric shift	6&8	All	D0HZ 14668-A	#D0HB 14668-A	1
90	L-LN-LNT-LT-LTS600/900 -- line haul-w/2 speed axle-air shift "From 1/84"	6&8	All	E4HZ 14668-C	#EDD0HB 14668-D	1
90	L-LL-LN-LNT-LS-LT-LTL-LTS600/900 -- A/T w/2 speed axle	6&8	All	E7HZ 14668-H	#E5HS 14668-AA	1
90	L-LL-LN-LNT-LS-LT-LTL- LTS600/900 -- w/wheel interlock	6&8	All	E8HZ 14668-B	#E8HT 14668-BA,BB	1
90	F-FT600/800 -- w/2 speed axle & Spicer 5510 trans. exc. FTO eng. "From 6/85"	6&8	All	E5HZ 14668-G	#E5HT 14668-DA	1
90	FT800/900 -- Allison trans. w/2 speed axle-exc. FTO eng.	6&8	All	E5HZ 14668-D	#E4HT 14668-DA, ED E4HT 14668-DA	1
90	F600/800 -- Allison A/T w/2 speed axle-exc. FTO eng. "from 6/85"	6&8	All	E5HZ 14668-F	#E5HT 14668-CA	1
90	FT800 -- w/air brakes, M/T w/2 speed axle-exc. FTO eng.	6&8	All	E3HZ 14668-D	#E3HT 14668-DB, ED E3HT 14668-DB	1
90	B-F600/800 -- w/2 speed axle-exc. FTO eng.	6&8	All	E3HZ 14668-E	#E3HT 14668-EA	1
90	FT800(81) -- w/10 speed Spicer 5510 trans. w/electric 2 speed axle exc. FTO eng.	6&8	All	E3HZ 14668-F	#E3HT 7E433-AA	1
90	B-F-FT600/800 -- w/hyd. brakes, M/T w/elect. 2 speed axle	6	402,476	E7HZ 14668-A	#E7HT 14668-AA	1
90	F-FT600/800 -- A/T w/elect. 2 speed axle (single axle)	6	402,476	E7HZ 14668-B	#E7HT 14668-BA	1
90	FT800/900 -- w/air brakes A/T w/elect. 2 speed axle	6	402,476	E7HZ 14668-C	#E7HT 14668-CA	1
90	FT800/900 -- w/air brakes M/T w/air 2 speed axle	6	402,476	E7HZ 14668-D	#E7HT 14668-DA	1
90	B-F600/800 -- M/T w/elect 2 speed axle	6	402,476	E7HZ 14668-E	#E7HT 14668-EB, EDE7HT 14668-EB	1

**1990/
TRUCK SERIES 600/900**

YEAR	MODEL/RESTRICTIONS	ENGINE		PART NUMBER	DESCRIPTION	QTY.
		CYL.	C.I.D. (C.C.D.)			
14671 RETAINER (REAR AXLE SHIFT WIRING)						
90	B-F-FT600/800	6&8	All	C3TZ 14671-A		AR
	C-CT600/900	6&8	All			AR
	L-LT-LTS-LN-LNT600/900	6&8	All			AR
14674 WIRING ASSY. (REAR AXLE SHIFT MOTOR TO CONTROL EXTENSION)						
If not listed below improvise from bulk wire (14296)						
90	B-F-FT600/900 -- 129",140", 151",153",154",176" W/B	6&8	All	E5HZ 14674-A	#E4HT 14674-RA,SA,TA or E5HT 14674-BA,CA,DA	1
90	F600/900 -- 170",177", 178",180",190",214" W/B	6&8	All	E5HZ 14674-B	#E4HT 14674-UA,VA,YA or E5HT 14674-EA,FA,GA	1
90	FT600/900 -- 196" W/B w/Rockwell axle	6&8	All			1
90	B-F600/900 -- 216",225",237", 238" W/B	6&8	All	E5HZ 14674-C	#E4HT 14674-ZA,AAA,ACA or E5HT 14674-HA,JA,LA	1
90	B600/700 -- 255",275" W/B	6&8	All	E5HZ 14674-E	#E4HT 14674-ADA,AEA or E5HT 14674-MA,NA	1
90	B-F-FT600/900 -- 192",196", 207",214",238" W/B	6&8	All	E5HZ 14674-D	#E4HT 146674-AF,ABA,AGA,AHA, or E5HT 14674-KA,RA,SA,TA	1
90	CF600/900 -- w/2 speed rr axle w/diff. locking sys.	6	All	E9HZ 14674-S	#E8HT 14674-SA	1
90	FT800(81) -- w/air brakes w/ 2 speed axle "From 5/84"	6&8	All	E4HZ 14674-A	#ED1E3HT 14674-KB	1
90	L-LN-LS-LTS600/900 L-N 162 W/B, LN w/150" W/B LS-LTS w/143" W/B w/ 2 spd single rear axle	6&8	All	F0HZ 14674-A	#F0HT 14674-LA	1
90	L-LN-LS-LTS600/900 L-N 174" W/B, LN w/162 W/B LS-LTS w/155 W/B w/2 spd rear axle	6&8	All	F0HZ 14674-B	#F0HT 14674-MA	1
90	L-LN-LS-LTS600/900 L-w/186" W/B, LN w/174 W/B LS-LTS w/167 W/B w/2 spd single rear axle	6&8	All	F0HZ 14674-C	#F0HT 14674-NA	1
90	L-LN-LS-LTS600/900 L-N 204" W/B LN w/186 W/B LS-LTS w/185 W/B w/ 2 spd single rear axle	6&8	All	F0HZ 14674-D	#F0HT 14674-RA	1
90	L-LN-LS-LTS600/900 L-w/222 W/B, LN w/204 W/B LS-LTS w/203 W/B w/ 2 spd single rear axle	6&8	All	F0HZ 14674-E	#F0HT 14674-SA	1
90	L-LN-LS-LTS600/900 L-N 234 W/B, LN w/222" W/B LS-LTS w/215" W/B w/2 spd single rear axle	6&8	All	F0HZ 14674-F	#F0HT 14674-TTA	1
90	L600/900 w/138 W/B w/2 spd rear axle	6&8	All	F0HZ 14674-J	#F0HT 14674-JA	1
90	L-LN-LS-LTS600/900 L-w/150" W/B LN w/138 W/B LS-LTS w/31" W/B w/2 spd rear axle	6&8	All	F0HZ 14674-K	#F0HT 14674-KA	
90	FT800/900 -- w/Allison trans.	6&8	All	E5HZ 14674-N	#E4HT 14674-NA	1
90	F700/900 -- w/wheel to wheel single axle differential lockout	6&8	All			1
90	FT800/900 -- w/Spicer 5510 trans.	6&8	All	E5HZ 14674-P	#E4HT 14674-AJA	1

1990/
TRUCK SERIES 600/900

YEAR	MODEL/RESTRICTIONS	ENGINE		PART NUMBER	DESCRIPTION	QTY.
		CYL.	C.I.D. (C.C.D.)			
14677 RELAY ASSY. (ACCESSORY SAFETY) - Also refer to group 13A435 and 2F005						
90	CL-CLT900 -- A/C	6&8	All	D8HZ 14677-A	#D7HT 14088-AA	2
90	B-F600/800 -- w/dual fuel tanks	8	501	D2SZ 14677-B	#D3AB 14677-AA	1
90	B-F600/800 -- tilt hood	8	636			1
90	CL-CLT900	6&8	All	E3HZ 14677-A	#E3HT 14C690-AA	1
90	CF600/800 -- marker lamps	6	402,476	E7HZ 14677-B	Dull white or green colored	1
90	L-LL-LN-LNT-LT-LTS600/900	6&8	All	E8HZ 14677-A	E8HT 14088-AA	
14C690 RELAY ASSY. (SAFETY)-Refer to group 14512						
14698 WIRE and SOCKET ASSY. (BRAKE AIR PRESSURE GAUGE)						
90	All -- air brakes	6&8	All	C3TZ 14698-A	8 1/2" long	1
14K725 WIRE ASSY. (JUNCTION PANEL JUMPER)						
90	L-LL-LN-LNT-LS-LT-LTL-LTS600/900 -- diesel w/"C" type brake	6	855	E8HZ 14K725-A	#E8HZ 14K725-AA,AB	1
90	L-LN-LNT-LT-LTL-LTS800/900 -- w/engine retarder & Cummins exhaust brake	6	402,476	E9HZ 14K725-A	#E9HT 14K725-AA	1
14739 CONNECTOR (ELECTRICAL CONDUIT)						
90	CF600/800 -- diesel	6	402,476	E6HZ 14739-A		1
14806 SWITCH ASSY. (ENGINE FAN CONTROL)						
90	CL-CLT900 -- w/radiator shutter control and fan clutch	6&8	All	D8HZ 14806-A	#D7HT 14806-AB,BA-65°F/275°F	1
90	L-LT-LTS-LN-LNT-LTL600/900 -- w/116" BBC w/man. A/C					1
90	L-LN-LNT-LT-LTL-LTS600/900 -- diesel w/A/C	6&8	All	E4HZ 14806-A	#E2HT 14806-AA-yellow case-differential 60 P.S.I.G/cut-in 165 P.S.I.G/cut-out 225 P.S.I.G	
15000 CLOCK ASSY.						
90	CL-CLT900	6&8	All	D8HZ 15000-A	Digital	1
15A044 CIGAR LIGHTER KIT						
90	F-FT600/800	6&8	All	E0TZ 15A044-A		1
Consists of						
1-D30Z 15052-A		Knob and element		1-IS 4830	Instruction sheet	
1-D9AZ 15055-A		Socket and retainer				
15A046 WIRE ASSY. (CIGAR LIGHTER TO FUSE PANEL) - Improvise from bulk wire (14296)						
15052 KNOB and ELEMENT (CIGAR LIGHTER)						
90	C-CT600/900	6&8	All	D3TZ 15052-A		1
90	CL-CLT900	6&8	All	D3AZ 15052-B		1
90	F-FT600/800	6&8	All	D30Z 15052-A		1
90	L-LN-LNT-LT-LTS600/900	6&8	All	D3HZ 15052-B		1
15054 ELEMENT ASSY. (CIGAR LIGHTER)						
90	L-LN-LNT-LT-LTL-LTS600/900	6&8	All	D3HZ 15054-A		1
15055 SOCKET and RETAINER ASSY. (CIGAR LIGHTER)						
90	CL-CLT900	6&8	All	D8HZ 15055-A	Instrument panel	1
90	L-LN-LNT-LT-LTS600/900	6&8	All	D3HZ 15055-A		1
90	C-CT600/900	6&8	All			1
15A055 CIGAR LIGHTER ASSY.						
90	CF600/800 -- diesel	6	402,476	E6HZ 15A055-A		1
15072 LAMP ASSY. (CIGAR LIGHTER)						
90	All	6&8	All	C3TZ 15072-A		1
15200 LAMP ASSY. (FOG OR ROAD)						
90	CL-CLT900	6&8	All	D8HZ 15200-A	Per-Lux (Clear replacement)	2
90	CL-CLT900	6&8	All	D8HZ 15200-B	Dietz (Clear replacement)	2
90	LTL900			E8HZ 15200-A	Road-plastic lens	2
90	LTL900			E8HZ 15200-B	Fog-plastic lens	

1990/
TRUCK SERIES 600/900

YEAR	MODEL/RESTRICTIONS	ENGINE		PART NUMBER	DESCRIPTION	QTY.
		CYL.	C.I.D. (C.C.D.)			
15200 LAMP ASSY. KIT (ALL WEATHER SEALED BEAM)						
90	CL-CLT900	6&8	All	D8HZ 15200-C	Per-Lux (DLR,installed)	1
15A201 LAMP ASSY. (MARKER)						
90	B-F-FT600/800	6&8	All	E0BZ 15A201-A	R.H. and L.H.-front fender-amber	2
90	LA,LS,LTS - - (Aeromax)	6	All	E8HZ 15A201-B & E8HZ 15A201-A	R.H.-#E8HT 15A425-AA L.H.-#E8HT 15A424-AA	1 1
15L203 LENS (FOG OR ROAD LAMPS)						
90	CL-CLT900	6&8	All	D3HZ 15L203-A	Per-Lux	2
15A210 RETAINER (MARKER LAMP)						
90	B-F600/800	6&8	All	E0TZ 15A210-B		2
15214 DOOR (FOG LAMPS)						
90	CL-CLT900	6&8	All	D8HZ 15214-A	Use w/Dietz lamps	1
90	CL-CLT900	6&8	All	D3HZ 15214-A	Used as retaining ring w/Per-Lux	2
15220 BULB ASSY. (SEALED BEAM LAMP)						
90	CL-CLT900	6&8	6&8	D8HZ 15220-B	No. 4412-Use w/Dietz fog lamp	1
90	CL-CLT900	6&8	All	D3HZ 15220-A	No. 4421-use w/front mounted fog lamps	2
15K233 COVER (FOG OR ROAD LAMPS)						
90	LTL900	6&8	All	E3HZ 15K233-A		4
15A236 LOUVER ASSY. (FOG LAMP LENS)						
90	CL-CLT900	6&8	All	D3HZ 15A236-A	Per-Lux	2
15237 WIRE ASSY. (FOG OR ROAD LAMP FEED)						
90	L-LN-LNT-LT-LTS-LTL800/900	6&8	All	E1HZ 15237-A	#E1HT 15237-AB	1
90	LL-LTL900 - - w/fog and road lamps	6&8	All	E8HZ 15237-A	#E8HT 15237-AB	1
15A238 GASKET (FOG LAMP LENS)						
90	CL-CLT900	6&8	All	D3HZ 15A238-A	Per-Lux	2
15K243 GASKET (FOG LAMP HOUSING)						
90	CL-CLT900	6&8	All	D3HZ 15K243-A	Per-Lux	2
15244 WIRE ASSY. (ROAD LAMP LEAD)						
90	LTL900	6&8	All	E1HZ 15244-A	#E1HT 15244-AA, E5HT 15244-AA	1
15266 BRACKET (FOG LAMP MOUNTING)						
90	CL-CLT900	6&8	All	D8HZ 15266-A	use w/Per Lux lamp	1
15312 SPOT LAMP KIT (HANDHELD)						
90	All	6&8	All	E1AZ 15312-A		AR
15A402 GASKET (MARKER LAMP LENS)						
90	C-CT600/900	6&8	All	D6TZ 15A402-A	Rectangular design	5
90	L-LN-LNT-LT-LTL-LTS600/900	6&8	All			5
90	F-FT600/800 (81)	6&8	All	E0TZ 15A402-A	Rectangular design	5
15A403 PAD (MARKER LAMP MOUNTING)						
90	CL-CLT900	6&8	All	D8HZ 15A403-B	Torpedo design	5
90	L-LT-LTL-LTS-LN-LNT600/800	6&8	All	E1HZ 15A403-A	Torpedo design-for 3 inboard lamps	3
90	L-LT-LTL-LTS-LN-LNT600/800	6&8	All	E1HZ 15A403-B	Torpedo design-for 2 outboard lamps	2
90	L-LN-LNT-LTS600/900	6&8	All	C8HZ 15A403-B	Rubber-rectangular design	5
15A403 BASE (ROOF MARKER LAMP)						
90	CF600/800 - - diesel	6	402,476	E6HZ 15A403-A	Center-lower half of marker lamps	3
				E6HZ 15A403-B	Used upper half of marker lamps	5
				E6HZ 15A403-C	R.H.-lower half of marker lamps	1
				E6HZ 15A403-D	L.H.-lower half of marker lamps	1
15A404 WIRING ASSY. (MARKER LAMP TO SWITCH)						
90	C-CT600/900	6&8	All	D6HZ 15A404-A	#D5HB 15A404-AA, DD7HT 15A404-AA	1
90	CL-CLT900 - - w/sleeper	6&8	All	E1HZ 15A404-A	#E0HT 15A404-BA, ED E1HT 15A404-BA, E2HT 15A404-AA	1
90	CL-CLT900 - - w/o sleeper	6&8	All	E1HZ 15A404-B	#E0HT 15A404-CA, ED E1HT 15A404-CA, E2HT 15A404-BA	1
90	F600/800(81)	6&8	All	E1TZ 15A404-A	#E0TB 15A404-AC, E1TB 15A404-AA	1
90	L-LN-LNT-LT-LTS600/900 "From 2/83"	6&8	All	E3HZ 15A404-A	#E3HT 15A404-AA	1
90	CF600/800 - - diesel	6	402,476	E6HZ 15A404-A		1
90	CF600/800 - - diesel	6	402,476	E6HZ 15A404-B	#85HU 15A404-AA (2 lamp)	1
90	B-F600/900 - - w/medium reg. cab or service cab	6&8	All	E8HZ 15A404-D		1
90	L-LL-LN-LNT-LS-LT-LTL-LTS600/900	6&8	All	E8HZ 15A404-A	#E8HT 15A404-AB,AC,AD	1

1990/
TRUCK SERIES 600/900

YEAR	MODEL/RESTRICTIONS	ENGINE		PART NUMBER	DESCRIPTION	QTY.	
		CYL.	C.I.D. (C.C.D.)				
	15A406	WIRE ASSY. (MARKER LAMP TO SWITCH)-Improvise from bulk wire (14296)					
	15A407	WIRE ASSY. (MARKER LAMP SWITCH JUMPER) - Improvise from bulk wire (14296)					
	15A408	PLUG ASSY. (TRAILER LAMPS)					
90	All - - T/T	6&8	All	D8HZ 15A408-A	Part of 15436 wiring	2	
	15A410	WIRING ASSY. (MARKER LAMP FRONT TO REAR) - If not listed improvise from bulk wire (14296)					
	15A411-2	WIRING ASSY. (MARKER LAMPS) - If not listed improvise from bulk wire (14296)					
	15B417	SEAL (TORPEDO MARKER LAMP)					
90	L-LT-LTL-LTS-LN-LNT600/800	6&8	All	E1HZ 15B417-A		10	
	15A428-9	REFLECTOR ASSY (FRONT FENDER SIDE)-refer to group 15A448					
	15436	WIRING and PLUG ASSY. (TRAILER LAMPS)					
90	C-CT600/900 -- w/o air hose	6&8	All	D5HZ 15436-B	#D5HB 15436-BA	1	
90	C-CT600/900 -- w/air hose	6&8	All	D5HZ 15436-C	#D5HB 15436-CA	1	
90	CL-CLT900 -- w/o 246" W/B TDM	6&8	All	D8HZ 15436-C	#E2HT 15436-AA, E3HT 15436-AA, D9HT 15436-AA	1	
90	L-LT-LTS-LN-LNT600/900 -- w/unitized tractor package CF600/800	6&8	All			1	
90	CLT900 -- 246" W/B	6	402,476			1	
90	L-LN-LNT-LT-LTS600/900 -- T/T w/air hose w/o unitized tractor package	6&8	All	D8HZ 15436-B	#D7HT 15436-DA	1	
90	L-LN-LNT-LT-LTS600/900 -- w/o air hose w/o unitized tractor package "From Ser. W40,001"	6&8	All	D5HZ 15436-A	#D5HB 15436-AA	1	
90	L-LN-LNT-LT-LTS600/900 -- w/o air hose w/o unitized tractor package	6&8	All	D5HZ 15436-D	#D5HB 15436-DA, E1HT 15436-AA	1	
90	C-CT-F600/900	6&8	All	34053-S8	(M-156)-nut-No. 10-24	1or3	
	15442	LAMP ASSY. (MARKER)					
90	F-FT600/880	6&8	All	E0TZ 15442-D	Amber-tear drop design roof mounted less socket and wiring	5	
90	C-CT600/900					5	
90	L-LN-LNT-LT-LTL-LTS600/900	6&8	All			5	
90	L-LL-LN-LNT-LT-LTL-LTS600/900	6&8	All	E7HZ 15442-A	Amber-torpedo design-roof mounted	5	
90	CL-CLT900	6&8	All			5	
90	CF600/800	6&8	All			5	
90	L-LN-LNT-LT-LTS600/900	6&8	All	D8HZ 15442-B	Amber-pedestal design-roof mounted	5	
90	CL-CLT	6&8	All			5	
90	CF600/800 -- diesel	6	402,476	E6HZ 15442-A	Amber	5	
90	All			33795-S7	(M-49)-nut-1/4"-20	AR	
				55974-S45X	(U-316-D)-screw (lamp to roof)-oval head-No. 8-18 x 3/4"	4	
90	CL-CLT900			373556-S100	(MM-291-F)-Nut 1/4-20 (lamp to roof)	2	
	15443	SWITCH ASSY. (MARKER LAMP BLINKER) - Also refer to groups 9A050, 9A389 and 13K753					
90	C-CT600/900	6&8	All	D3TZ 15443-C	#D3TB 15443-AB-also used as differential lock out switch, fog lamp and/or road lamp switch	1	
90	L-LN-LNT-LT-LTS-LTL600/900 w/fleet or city instr. panel	6&8	All			3	
90	CL-CLT900	6&8	All	D8HZ 15443-A	#D7HT 15443-AA-trailer hook-up lamp, clearance lamps, fog lamps or heated mirror	1	
90	CL-CLT900	6&8	All	D8HZ 15443-B	#D7HT 15443-BA-clearance lamp blinker	1	
90	CL-CLT900	6&8	All	D8HZ 15443-C	#D7HT 15443-CA-rear axle temp.	1	
90	CL-CLT900	6&8	All	E9HZ 15443-C	#E9HT 15443-CA	1	
90	LNT900 -- "yellow freight"	6&8	All	E2HZ 15443-A		1	
90	FT800 -- w/hyd. brakes	6&8	All	E3HZ 15443-A	#E3HT 15443-AA (differential lookout)	1	
90	F700/900 -- w/wheel to wheel single axle differential lookout	6&8	All			1	
90	FT800 -- A/T w/2 speed axle	6&8	All	E3HZ 15443-B	#E3HT 15K218-AA	1	

1990/
TRUCK SERIES 600/900

YEAR	MODEL/RESTRICTIONS	ENGINE		PART NUMBER	DESCRIPTION	QTY.
		CYL.	C.I.D. (C.C.D.)			
15A448 REFLECTOR ASSY. (FRONT FENDER SIDE-AMBER)						
90	B-F600/800 - - w/tilt hood	6&8	All	E4HZ 15A448-A	R.H. - #E4HB 15A428-AA	1
90	B-F600/800 - - w/tilt hood	6&8	All	E4HZ 15A448-B	L.H. - #E4HB 15A429-AA	1
15451 GASKET (MARKER LAMP BODY)						
90	L-LN-LNT-LT-LTS600/900	6&8	All	D0HZ 15451-A	Used w/pedestal design roof mounted lamps	5
90	CF600/800 - - diesel	6	402,476	E6HZ 15451-A	Center lamps	3
				E6HZ 15451-B	R.H. & L.H. lamps	2
90	L-LL-LN-LNT-LS-LT-LTS600/900	6&8	All	E7HZ 15451-A	3/4" I.D. x 1 1/2" O.D.-used with Dietz marker lamps	5
15460 WIRE AND SOCKET ASSY. (MARKER LAMP)-refer to group 15A442						
15464 LENS ASSY. (MARKER LAMP)						
90	CL-CLT900	6&8	All	D8HZ 15464-A	Amber-torpedo design-roof mounted	5
90	L-LN-LNT-LT-LTS600/900	6&8	All	D0HZ 15464-A	Amber-pedestal design-roof mounted	5
15469 BEZEL (MARKER LAMP SWITCH)						
90	C-CT600/900	6&8	All	D3TZ 15469-A	Also used as differential lockout bezel	1or2
15A486 RETAINER (MARKER LAMP) - Improve						
15510 GASKET (UTILITY LAMP LENS)						
90	CL-CLT900			E1HZ 15510-A	Used with 15550 lamp	1
15514 LENS (UTILITY LAMP)						
90	CL-CLT900			E1HZ 15514-A	Clear-used with 15550 lamp	1
15517 BRACKET (BACK UP LAMP SWITCH MOUNTING)-Improvise						
15520 SWITCH and BRACKET ASSY. (BACKUP LAMP)-also refer to group 7A247						
90	B-F600/700 - - M/T	6&8	All	C9TZ 15520-C	*SW-840-#C9TB 15520-B, E5HT 15520-BA	1
90	C-CT600/900 - - M/T	6&8	All			1
90	CL-CLT900	6&8	All			1
90	L-LN-LNT-LT-LTL-LTS600/900 - - M/T	6&8	All			1
90	B-F600/800 - - w/o lever parking brake	6&8	All		Used as power hydraulic parking brake switch	1
90	CF600/800 - - diesel	6	402,476			1
90	B-F600/800 - - A/T	6&8	All	E0HZ 15520-A	*SW-1577	1
90	B-F600/800 - - w/Spicer CM40 trans. "Before 4/85"	6&8	All	E4HZ 15520-A	*SW-1923	1
90	B-C-F-L-LN600/800 - - w/Spicer CM40 trans. "From 4/85"	6&8	All	E5HZ 15520-A	*SW-2064-#E5HT 15520-AA	1
90	B-F600/800 - - A/T	6&8	All	E9HZ 15520-A		1
90	CF600/800 - - diesel	6	402,476	E6HZ 15520-A		1
90	CF600/800 - - diesel	6	402,476	U800857-S71	(AM-13-Y)-nut (switch to clutch pedal) M18	1
15525 WIRE ASSY. (BACKUP LAMP SWITCH TO REAR LAMP FEED) -If not listed improvise from bulk wire (14296)						
90	L-LN-LNT-LT-LTL-LTS600/900 M/T	6&8	All	E2HZ 15525-A	#E2HT 15525-AA	1
90	B-F-FT600/800 - - MT "From 2/84"	6&8	All	E4HZ 15525-A	#E4HT 15525-AA,EA	1
90	B-F-FT600/800 - - A/T "From 2/84"	6&8	All	E4HZ 15525-C	#E4HT 15525-CA,DA	1
90	L-LL-LN-LNT-LS-LT-LTL- LTS600/900 - - w/M/T	6&8	All	F0HZ 15525-C	#F0HT 15525-CA	1
90	L-LL-LN-LNT-LS-LT-LTL- LTS600/900 - - w/A/T	6&8	All	F0HZ 15525-D	#F0HT 15525-DA	1

1990/
TRUCK SERIES 600/900

YEAR	MODEL/RESTRICTIONS	ENGINE		PART NUMBER	DESCRIPTION	QTY.
		CYL.	C.I.D. (C.C.D.)			
15525 WIRE ASSY. (BACKUP LAMP SWITCH TO REAR LAMP FEED) - If not listed improvise from bulk wire (14296) - Cont'd						
90	B-F-FT600/900 -- 402,476 diesel w/M/T	6	All	E7HZ 15525-A	#E7HT 15525-AA	1
90	B-F-FT600/900 -- 501 diesel w/A/T	8	All	E7HZ 15525-C	#E7HT 15525-CB, DE7HT 15525-CB	1
90	B-F-FT600/900 -- exc. 501 diesel w/A/T	6&8	All	E7HZ 15525-D	#E7HT 15525-DA, E7HT 15525-DA	1
90	B-F-FT600/900 -- exc. CM 550 & RT 6600 w/M/T	6&8	All	E7HZ 15525-E	#E7HT 15525-EA	1
15A545 WIRE ASSY. (BACKUP LAMP SWITCH EXTENSION) - Improvise from bulk wire (14296)						
15A546 ADAPTER ASSY. (BACKUP LAMP SWITCH WIRE)						
90	C700/900, CT800 -- T/M	8	All	C9HZ 15A546-A	#C9HB 15A546-A	1
15550 LAMP ASSY. (UTILITY)						
90	CL-CLT900	6&8	All	E3HZ 15550-A	Mounted on rear of cab for trailer hook up illumination	1
90	L-LN-LNT-LT-LTS600/900 "From 11/82"	6&8	All			
15689 WIRE ASSY. (SPOTLAMP SWITCH JUMPER) - Improvise from bulk wire (14296)						
15A801 LAMP ASSY. OR WIRE AND SOCKET (TRANSMISSION CONTROL SELECTOR)						
90	All -- T/M	8	All	C1TB 15A801-B	Lamp	1
90	B-F600/800 -- A/T	6&8	All	EOHZ 15A801-B	Wire and socket	1
				26457-S7	(U-167)-screw (lamp to control selector) No. 8-32 x 1/4"	2
15805 DIAL (TRANSMISSION GEARSHIFT INDICATOR) - Refer to group 7B033						
15840 MASK (TRANSMISSION CONTROL SELECTOR DIAL)						
90	All -- T/M	8	All	B7T 15840-A		1
15A851 SWITCH AND BRACKET ASSY. (PARKING BRAKE SIGNAL)- also refer to group 2B257 or 2B264						
90	B-F-FT600/900 -- w/hyd. brakes "From 4/85"	6&8	All	E6HZ 15A851-A		2
90	C-CT600/900 -- w/hyd. brakes "From 4/85"	6&8	All			2
90	L-LN-LNT-LT-LTL-LTS600/900 -- w/hyd. brakes "From 4/85"	6&8	All			2
90	B-F600/800 -- w/hyd. brakes	6&8	All	E9HZ 15A851-A	Use w/single speed rr axles	1
90	L-LN700/800 -- w/hyd. brakes	6&8	All			1
90	B-C-CT-F-FT-L-LN-LNT-LT-LTL- LTS600/900 w/hyd. brakes	6&8	All	389996-S101	(II-261)- elbow (instrument panel control valve)- 1/8" internal pipe x 1/8" pipe-90° external	1
90	B-C-CT-F-FT-L-LN-LNT-LT-LTL- LTS600/900 w/hyd. brakes	6&8	All	389997-S101	(II-48)- bushing (instrument panel control valve)	1
15A857 SUPPORT (PARKING BRAKE SIGNAL SWITCH BRACKET)						
90	CF600/700 -- diesel	6	401	E6HZ 15A857-A		1
15K857 WIRE ASSY. (PARKING BRAKE SWITCH)						
90	B-F600/800(84) -- w/hyd. brakes	6&8	All	★	#E4HT 15K857-AA-improvise	1

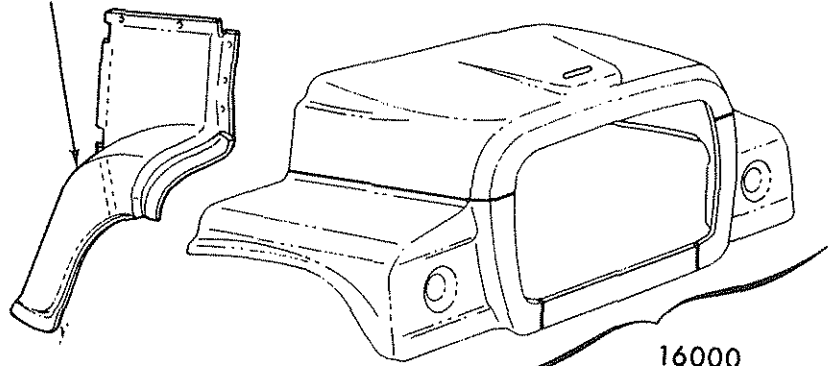
16000

FRONT END ASSY. (FIBERGLAS)

FENDER

16005-R.H.

16006-L.H.

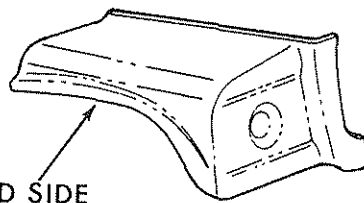


16000

HOOD SIDE

16005-R.H.

16006-L.H.



16C876

P-10426

FRONT END REPAIR PANELS

1990/ LN-LNT700/750

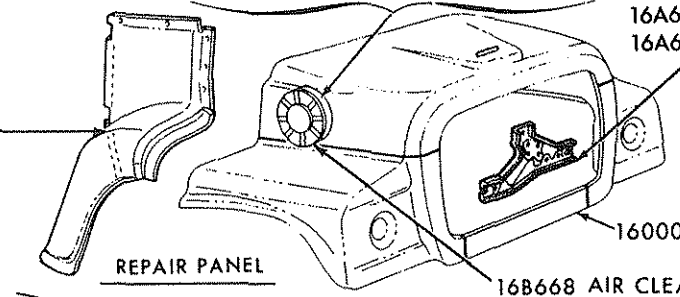
AIR CLEANER

1973/ EXC. 568 ENG.-R.H. SIDE

1973/75 568 ENG.-R.H. SIDE

1975/ 568 ENG.-L.H. SIDE

FENDER
16005-R.H.
16006-L.H.



16A602 - L.H.

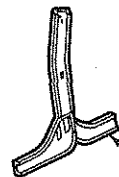
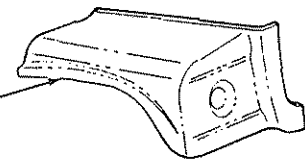
16A603 - R.H.

16000

REPAIR PANEL

16B668 AIR CLEANER
PANEL 1977/

HOOD SIDE
16005-R.H.
16006-L.H.



16C876

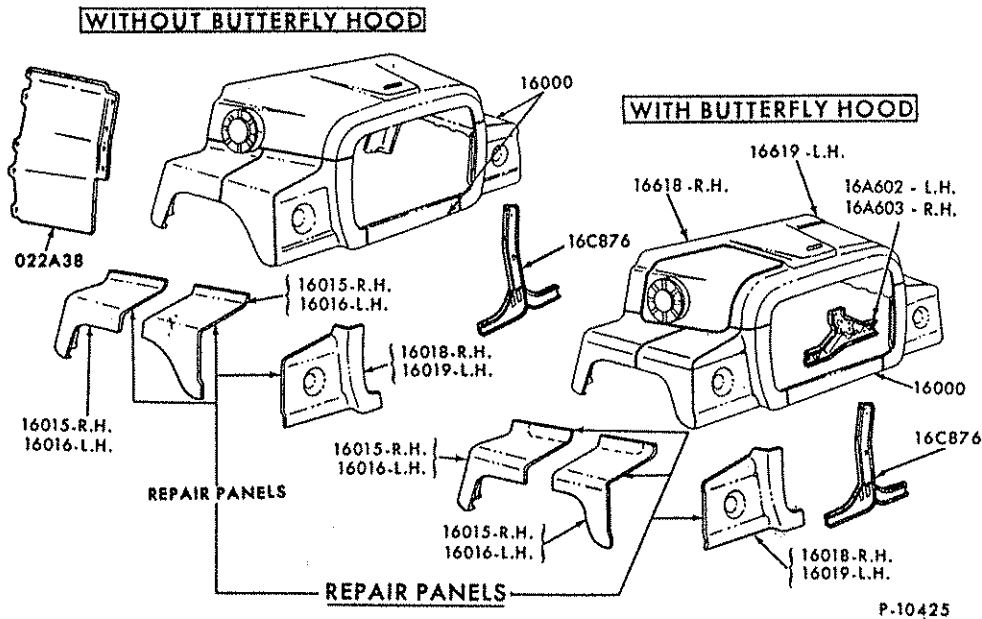
P-9110

FRONT END REPAIR PANELS

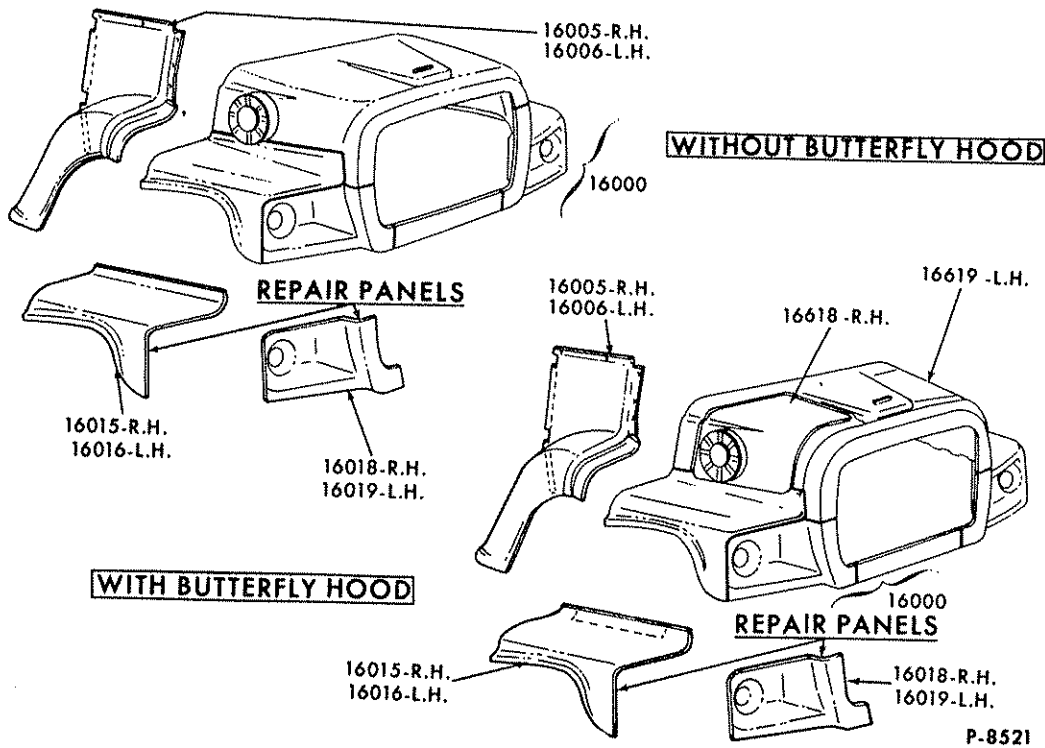
1990/ LN-LNT800/900

1990/ TRUCK SERIES 600/900

16000 FRONT END ASSY. (FIBERGLAS) — Cont'd



FRONT END REPAIR PANELS
1990/ L-LT800/900

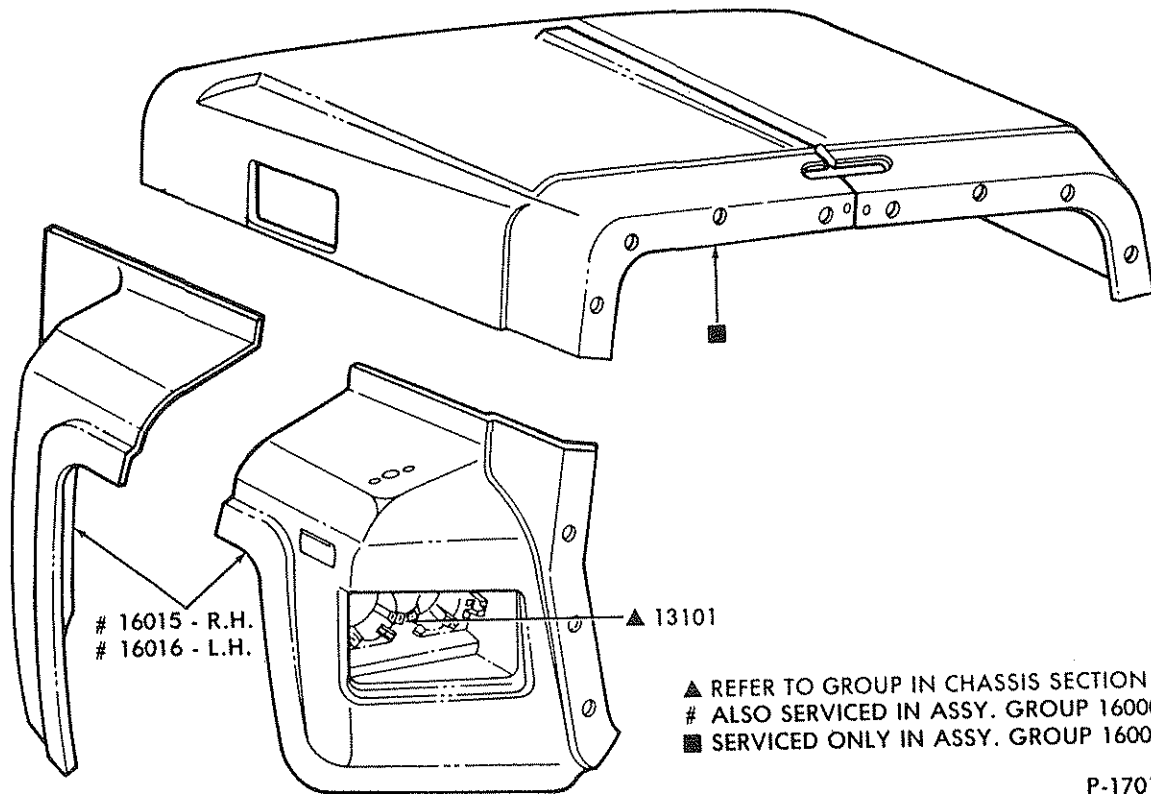


FRONT END REPAIR PANELS
1980/ LTS800/900

1990/
TRUCK SERIES 600/900

16000

FRONT END ASSY. (FIBERGLAS) — Cont'd



P-17016

1990/ LTL900

4

SECTION 160

1990/
TRUCK SERIES 600/900

YEAR	MODEL/RESTRICTIONS	PART NUMBER	DESCRIPTION	QTY.	
16000 FRONT END ASSEMBLY (FIBERGLAS)					
90	LN-LNT700/900	E7HZ 16000-B	Rectangular headlamps	1	
90	L-LT800/900 -- Butterfly hood	E7HZ 16000-A		1	
90	L-LT800/900 -- w/o Butterfly hood	E7HZ 16000-C		1	
90	LS-LTS800/900 -- w/Butterfly hood	E8HZ 16000-C		1	
90	LS-LTS800/900 -- w/o Butterfly hood	E8HZ 16000-B		1	
90	LTL900 -- w/painted grille	E1HZ 16000-A		1	
90	LL-LTL900 -- w/bright grille	E6HZ 16000-A		1	
90	LA-LTA900	E8HZ 16000-A		1	
16005-6 FENDER (FRONT)					
90	B-F600/800 -- exc. tilt front end	(RH) E0TZ 16005-B	(LH) E0TZ 16006-B	Fiberglass	1
90	FT800/900				1
90	B-F600/800 -- w/tilt front end	(RH) E4HZ 16005-A	(LH) E4HZ 16006-A		1
16005-6 FENDER-REPAIR-FRONT (FIBERGLAS)					
90	LN-LNT700/750	(RH) E3HZ 16005-B	(LH) E3HZ 16006-B	Fender	1
		(RH) E7HZ 16005-A	(LH) E7HZ 16006-A	Hood side	1
90	LN-LNT800/900	(RH) E3HZ 16005-A	(LH) E3HZ 16006-A	Fender	1
		(RH) E7HZ 16005-A	(LH) E7HZ 16006-A	Hood side	1
90	LA-LS-LTA-LTS800/900	(RH) E8HZ 16005-A	(LH) E8HZ 16006-A		1
90	L-LN-LNT-LT-LTS700/900			(MM-296-AF)-nut & washer assy.-hex.-5/16"-18	2
90	L-LN-LNT-LT-LTS700/900	*378438-S40		Screw-truss head-5/16"-18 x 7/8"	AR
16E008 BRACE (FRONT FENDER TO WHEELHOUSE)					
90	B-F600/800 -- w/tilt front end	E4HZ 16E008-A	R.H. and L.H.		2
16E012-3 BRACE (FRONT FENDER TO DASH)					
90	B-F600/800 -- w/tilt front end and step tanks	(RH) E4HZ 16E012-A	(LH) E4HZ 16E013-A		1
16B014-5 GRILLE OPENING REPAIR KIT					
90	LL-LTL900	(RH) E5HZ 16B014-A	(LH) E5HZ 16B015-A		1
16015-6 FENDER-REPAIR-FRONT (FIBERGLAS)					
90	L-LT800/900	(RH) E7HZ 16015-B	(LH) E7HZ 16016-B	Front	1
		(RH) D7HZ 16015-A	(LH) D7HZ 16016-A	Rear	1
90	LA-LS-LTA-LTS800/900	(RH) E7HZ 16015-A	(LH) E7HZ 16016-A	Front	1
90	LL-LTL900	(RH) E1HZ 16015-A	(LH) E1HZ 16016-A	Front	1
90	LL-LTL900	(RH) E1HZ 16015-B	(LH) E1HZ 16016-B	Rear	1
16015-6 PANEL (FRONT FENDER)					
90	C-CT800	D3KZ 16015-A			2
		378178-S39	(BB-412-BA)-screw & washer assy.-5/16"-18 x 1"		AR
		33797-S7	(M-50)-washer-flat-5/16"		AR
		370328-S2	(MM-188)-nut-retainer-5/16"-18		AR
90	CF-CFT600/800	(RH) E6HZ 16015-B	(LH) E6HZ 16016-A	Front	1
		(RH) E6HZ 16015-B	(LH) E6HZ 16016-B	Rear	1
16A016-7 FILLER (FRONT FENDER REAR)					
90	B-F600/800(84)	(RH) E0TZ 16A016-A	(LH) E0TZ 16A017-A		1
16018-9 PANEL (HEADLAMP REPAIR)-FIBERGLAS					
90	L-LT800/900	(RH) E7HZ 16018-A	(LH) E7HZ 16019-A		1
90	LS-LTS800/900	(RH) E7HZ 16018-B	(LH) E7HZ 16019-B		1
90	LA-LTA900	(RH) E8HZ 16018-A	(LH) E8HZ 16019-A		1
16A023-4 BRACE (FRONT FENDER TO RADIATOR SUPPORT)					
90	LN700/750 -- w/step tank	D4HZ 16A023-B	R.H. and L.H.		2
90	LN-LNT800/900 -- w/running boards or step tank	D4HZ 16A023-A	R.H. and L.H.		2
90	LA-LS-LT-LTA-LTS800/900 -- w/step tank	(RH) D0HZ 16A023-A	(LH) D0HZ 16A024-A		1
90	LN-LNT-LTS700/900			Nut-spring-"U" shaped-1/4"-20	AR
		*45263-S101		(M-89-J)-nut-lock-1/4"-20	AR
		33769-S2		Screw & washer assy.-1/4"-20 x 29/32"	AR
		*57030-S2			AR

1990/
TRUCK SERIES 600/900

YEAR	MODEL/RESTRICTIONS	PART NUMBER	DESCRIPTION	QTY.
	16D030	REINFORCEMENT (FRONT FENDER UPPER)		
90	CF-CFT600/800 - - w/wide fenders	E6HZ 16D030-A	R.H. and L.H.	2
	16K038-9	BRACKET ASSY. (FRONT FENDER REAR LOWER)		
90	CF-CFT600/800	(RH) E6HZ 16K038-A	(LH) E6HZ 16K039-B	1
	16K039-40	BRACKET (FRONT FENDER UPPER)		
90	CF-CFT600/800 - - w/wide fenders	(RH) E6HZ 16K039-A	(LH) E6HZ 16K040-A	1
	16A052-3	BRACE ASSY. (FRONT FENDER APRON TO DASH)		
90	B-F-FT600/900	(RH) E0TZ 16A052-A	(LH) E0TZ 16A053-B	1
	16054-5	APRON (FRONT FENDER)		
90	F-FT600/900(81)	(RH) E1TZ 16054-A	(LH) E1TZ 16055-A	1
90	B-F600/800(84)	(RH) E4HZ 16054-A	(LH) E1TZ 16055-B	1
	16K059	INSULATOR (FRONT FENDER SOUND)		
90	CF-CFT600/800	E6HZ 16K059-A	R.H. and L.H.-1 1/4" x 30 7/8"	2
		E6HZ 16K059-B	R.H. and L.H.-1 1/4" x 5 1/4"	2
	16B072-3	REINFORCEMENT (FRONT FENDER TO RADIATOR SUPPORT)		
90	F600/750	(RH) E5TZ 16B072-A	(LH) E5TZ 16B073-A	1
	16C078	BRACKET (FRONT FENDER MOUNTING REAR)		
90	CF-CFT600/800	E6HZ 16C078-A	R.H. and L.H.-lower	2
90	F600/800 - - exc. tilt front end	E0TZ 16C078-A	R.H. and L.H.-lower	2
90	FT800/900		R.H. and L.H.-lower	2
90	F600/800 - - w/tilt front end	E4HZ 16C078-A	R.H. and L.H.	2
	16D082	REINFORCEMENT (FRONT FENDER UPPER)		
90	CF-CFT600/800	E6HZ 16D082-A	R.H. and L.H.	2
	16C088	BRACKET (FRONT FENDER REAR FILLER)		
90	B-F600/800(84)	E4HZ 16C088-A	R.H. and L.H.	2
	16102-3	SHIELD (FRONT FENDER SPLASH)		
90	B-F-FT600/900	(RH) E0TZ 16102-A	(LH) E0TZ 16103-A	1
	16D104-5	REINFORCEMENT ASSY. (TURN SIGNAL LAMP)		
90	CL-CLT900	(RH) D8HZ 16D104-A	(LH) D8HZ 16D105-A	1
	16D110-1	BRACE (FRONT FENDER TO DASH)		
90	B-F-FT600/900	(RH) E0TZ 16D110-A	(LH) E0TZ 16D111-A	1
	16112-3	SUPPORT (HOOD AIR SCOOP GRILLE)		
90	LTL900	(RH) E1HZ 16112-A	(LH) E1HZ 16113-A	1
		(RH) E1HZ 16112-B	(LH) E1HZ 16113-B	1
	16B116	BRACKET (FRONT FENDER WIRING)		
90	CF-CFT600/800	E6HZ 16B116-A	R.H. and L.H.	2
	16A121-2	BRACKET (FRONT FENDER APRON TO RADIATOR SUPPORT)		
90	B-F-FT600/900	(RH) E0TZ 16A121-A	(LH) E0TZ 16A122-A	1
	16126	SEAL (FRONT FENDER TO ROCKER PANEL)		
90	CF-CFT600/800	E6HZ 16126-A	R.H. and L.H.-used to cover underbody weld holes	2
	16D130	SEAL (FRONT FENDER FRONT EXTENSION)		
90	CF-CFT600/800	E6HZ 16D130-A	R.H. and L.H.	2
	16138	SUPPORT (RADIATOR)		
90	B-F600/800 - - w/tilt front end	E4HZ 16138-A		1
90	CL-CLT900	E8HZ 16138-A		1
	16A140-1	SUPPORT (FRONT FENDER REAR LOWER)		
90	CF-CFT600/800	(RH) E6HZ 16A140-A	(LH) E6HZ 16A141-A	1
	16A142-3	BRACKET (FRONT FENDER SPLASH SHIELD SUPPORT)		
90	LT-LS-LTS800/900	(RH) D1HZ 16A142-A	(LH) D1HZ 16A143-A	1
		383532-S100	(BB-551-CK)-screw & washer-1/4"-20 x 3/4"	2
		★45334-S2	Nut-conical washer-1/4"-20	2
	16144	REINFORCEMENT (FRONT FENDER FRONT)		
90	CF-CFT600/800	E6HZ 16144-A	R.H. and L.H.	2
	16D162	SHIM		
90	B-F-FT600/900	*	Improvise from LA-3043 or flat washer's	AR
	16C176	BRACKET (FRONT FENDER MOUNTING REAR)		
90	CF-CFT600/800	E6HZ 16C176-A	R.H. and L.H.	2

1990/
TRUCK SERIES 600/900

YEAR	MODEL/RESTRICTIONS	PART NUMBER	DESCRIPTION	QTY.
16B184 ROD ASSY. (HOOD SIGHT)-Incl. attaching parts				
90	L-LL-LN-LNT-LT-LTL-LS-LTS600/900	D0HZ 16B184-B	R.H. and L.H.	2
		302359-S40	(B-6)-bolt-round head-5/16"-18 x 1 1/2"	4
		376838-S2	(MM-296-AF)-nut & washer assy.-5/16"-18	4
16B188-9 BRACE (FRONT FENDER TO ROCKER PANEL)				
90	F600/800 -- w/tilt front end	(RH) E6HZ 16B188-A	(LH) E6HZ 16B189-A	1
16240-1 SEAL ASSY. (FRONT FENDER APRON TO FRAME)				
90	B-F-FT600/900	(RH) E6HZ 16240-A	(LH) E6HZ 16241-A	1
16264-5 BRACKET (FRONT FENDER REAR SPLASH SHIELD)				
90	CF-CFT600/800	E6HZ 16264-A	R.H. and L.H.	2
90	L-LN-LNT-LT700/900	D1HZ 16264-C	R.H. and L.H.	2
90	LT-LTS800/900	(RH) D1HZ 16264-A	(LH) D1HZ 16265-A	1
16A266-7 SHIELD ASSY. (FRONT WHEEL SPLASH)				
90	CF-CFT600/800	(RH) E6HZ 16A266-A	(LH) E6HZ 16A267-A	1
90	L-LT800, L-LT900 -- w/o butterfly hood	(RH) E2HZ 16A266-C	(LH) D0HZ 16A267-A	1
90	L-LT800/900 -- w/butterfly hood	(RH) D0HZ 16A266-F	(LH) D0HZ 16A267-C	1
90	LN-LNT700/800	(RH) D0EZ 16A266-A	(LH) D0EZ 16A267-A	1
90	LN-LNT900 -- Cum. diesel	(RH) E2HZ 16A266-B	(LH) E2HZ 16A267-B	1
90	LS-LTS800/900 -- w/o butterfly hood	(RH) D0HZ 16A266-B	(LH) D0HZ 16A267-B	1
90	LS-LTS800/900 -- w/butterfly hood	(RH) D0HZ 16A266-F	(LH) D0HZ 16A267-D	1
90	LA-LTA900	(RH) E8HZ 16A266-A	(LH) E8HZ 16A267-A	1
90	CL900 -- w/aeromax	E8HZ 16A266-B	R.H. and L.H.	2
90	LTL900	E2HZ 16A266-A	R.H. and L.H.-rear	2
90	L-LN-LNT-LT-LTS700/900	378622-S2	(MM-192-AC)-nut & retainer assy.-1/4"-20	AR
90	LA-LTA900	(RH) E8HZ 16A266-A	(LH) E8HZ 16A267-A	1
16277 WEATHERSTRIP (FRONT FENDER TO WHEELHOUSE)				
90	C-CT800	B7T 16277-A	R.H. and L.H.	2
16308-9 SEAL (FRONT FENDER)				
90	B-F600/800 -- w/tilt front end	(RH) E4HZ 16308-C	(LH) E4HZ 16309-C	1
90	CF-CFT600/800	E6HZ 16308-A	R.H. and L.H.	2
90	LN700/750	(RH) D0EZ 16308-B	(LH) D0EZ 16309-B	1
90	LA-LN-LNT-LS-LTA-LTS800/900	(RH) D0HZ 16308-A	(LH) D0HZ 16309-A	1
90	LA-LN-LNT-LS-LTA-LTS700/900	34653-S36	(M-106-X)-nut & washer-No. 8-32	8
16A322 REINFORCEMENT (FRONT WHEEL SPLASH SHIELD)				
90	LTL900	E3HZ 16A322-A	R.H. and L.H.	2
16A324-5 SHIELD ASSY. (FRONT WHEEL SPLASH REAR)				
90	LA-LTA900	(RH) E8HZ 16A324-A	(LH) E8HZ 16A325-A	1
16A330-1 INSULATOR (FRONT FENDER APRON SOUND)				
90	F-FT600/900	(RH) E8HZ 16A330-A	(LH) E8HZ 16A331-A	Front
		(RH) E8HZ 16A330-B	(LH) E8HZ 16A331-B	Rear
16364-5 REINFORCEMENT (HEADLAMP OPENING)				
90	C-CT800	(RH) B7T 16364-A	(LH) B7T 16365-A	1
16449 SPRING ASSY. (HOOD RELEASE ASSIST)				
90	LL-LTL900	E1HZ 16449-A	R.H. and L.H.	2
16450-1 BOARD (RUNNING)				
90	C-CT800	(RH) D8HZ 16450-A	(LH) D8HZ 16451-A	Exterior
90	F-FT600/900	(RH) E8HZ 16450-D	(LH) E8HZ 16451-D	Exterior
90	L-LT-LTL800/900	(RH) E8HZ 16450-A	(LH) E8HZ 16451-A	Exterior
90	LA-LS-LTA-LTS800/900	(RH) E8HZ 16450-C	(LH) E8HZ 16451-C	Exterior
90	LN-LNT700/900	(RH) E8HZ 16450-B	(LH) E8HZ 16451-B	Exterior
90	L-LA-LN-LNT-LS-LT-LTA-LTS700/900	379114-S2	(MM-192-AD)-nut & retainer assy.-5/16"-18	8
		376838-S2	(MM-296-AF)-nut & washer assy.-5/16"-18	8
		*57041-S2	Screw & washer assy.-5/16"-18 x 1"	8
		*378438-S40	Screw-truss head-5/16"-18 x 7/8"	12

1990/
TRUCK SERIES 600/900

YEAR	MODEL/RESTRICTIONS	PART NUMBER	DESCRIPTION	QTY.
16458 SUPPORT ASSY. (RUNNING BOARD FRONT)				
90	L-LA-LN-LNT-LS-LT-LTA-LTS700/900	D0HZ 16458-A	R.H. and L.H.	2or4
		56320-S4	(B-318-GD)-bolt-5/16"-18 x 3/4"	4
		33770-S4	(M-89-K)-nut & washer-5/16"-18	4
16A470 STEP (RUNNING BOARD)				
90	F-FT600/800	E3HZ 16A470-A	16" long aux. fuel tank	1
90	FT800/900	E3HZ 16A470-B	23" long	1
16474 BRACE ASSY. (RUNNING BOARD)				
90	F-FT600/900(81)	(RH) E0TZ 16474-A	(LH) E0TZ 16474-B	Rear 1
90	F-FT600/900(81)	(RH) E0TZ 16474-C	(LH) E0TZ 16474-D	Front 1
16A484-5 REINFORCEMENT (RUNNING BOARD APRON PANEL)				
90	C-CT800	(RH) C8HZ 16A484-A	(LH) C8HZ 16A485-A	1
16A486 SUPPORT ASSY. (RUNNING BOARD REAR)				
90	L-LA-LN-LNT-LT-LS-LTA-LTS700/900	D0HZ 16A486-A		1or2
		33770-S4	(M-89-K)-nut & washer-5/16"-18	2
		56320-S4	(B-318-GD)-bolt-5/16"-18 x 3/4"	2
16490-1 MAT (RUNNING BOARD)				
90	CL-CLT900	(RH) D8HZ 16490-A	(LH) D8HZ 16491-A	Black 1
16501 RETAINER (HOOD HINGE ANCHOR PLATE)				
90	LA-LTA900	E8HZ 16501-B	R.H. and L.H.	2
16A502 REINFORCEMENT (RUNNING BOARD UPPER)				
90	L-LA-LN-LNT-LT-LS-LTA-LTS700/900	D0HZ 16A502-A	R.H.	1
90	L-LA-LN-LNT-LT-LS-LTA-LTS700/900	379930-S2	(MM-173-M)-nut-hex. washer lock-5/16"-18	2
		*57041-S2	Screw and washer assy.-5/16"-18 x 1"	2
16506-7 PANEL (RUNNING BOARD APRON)				
90	C-CT800	(RH) D8HZ 16506-A	(LH) D8HZ 16507-A	1
16544-5 BRACE (RUNNING BOARD)				
90	L-LA-LN-LNT-LT-LTL-LS-LTA-LTS700/900 -- hydraulic and air brakes w/8" dia. air brake reservoir	E3HZ 16544-D	R.H.-front and rear	2
90	L-LA-LN-LNT-LT-LS-LTA-LTS700/900 -- hydraulic and air brakes with 9 1/2" dia. air reservoir	E3HZ 16544-A	R.H.-front	1
		E3HZ 16544-B	R.H.-rear	1
90	L-LA-LN-LNT-LT-LS-LTA-LTS700/900 -- air or single hydraulic brakes	D5HZ 16544-A	L.H.-front	1
		D5HZ 16545-A	L.H. intermediate	1
		D0HZ 16545-A	L.H. rear	1
90	L-LA-LN-LNT-LT-LS-LTA-LTS700/900 -- split hydraulic brakes	D5HZ 16544-A	L.H.-front	1
		D5HZ 16545-A	L.H.-intermediate	1
		D1HZ 16545-A	L.H.-rear	1
90	L-LA-LN-LNT-LT-LS-LTA-LTS700/900	33771-S4	(M-89-L)-nut-hex.-3/8"-16	1
		45265-S2	(M-141-K)-nut-spring-3/8"-16	8
		*57048-S2	Screw and washer assy.-hex. head-3/8"-16 x 1"	8
16546 REINFORCEMENT (RUNNING BOARD)				
90	L-LA-LN-LNT-LT-LS-LTA-LTS700/900	D0HZ 16546-A	R.H.-w/18 gal. tank	1
90	F-FT600/900	E0TZ 16546-A		4
90	L-LA-LN-LNT-LT-LS-LTA-LTS700/900	379930-S2	(MM-173-M)-nut-hex. washer lock-5/16"-18	4
		*57041-S2	screw and washer assy.-hex. head-5/16"-18 x 1"	4
16A550 GUARD ASSY. (REAR WHEEL SPLASH)				
90	LTL900	E1HZ 16A550-A	24" x 29" -black-rubber	2
16G554-5 SHIELD (FRONT FENDER OPENING SPLASH REAR) - Also refer to group 16F570-1				
90	L-LA-LT-LS-LTA-LTS800/900	(RH) D0HZ 16G554-A	(LH) D0HZ 16G555-A	Mud flap 1
		34976-S4	(M-89-CA)-nut-hex. lock-5/16"-18	8

1990/
TRUCK SERIES 600/900

YEAR	MODEL/RESTRICTIONS	PART NUMBER	DESCRIPTION	QTY.
16E556 SHIELD ASSY. (ENGINE SPLASH REAR)				
90	LN-LNT700/800	D1HZ 16E556-A	R.H.	1
90	LA-LS-LTA-LTS800/900 -- exc. Cum. diesel			1
90	L-LT-LTL800/900	DOHZ 16E556-B	R.H.-2 piece welded assy.	1
90	LN-LNT900	D1HZ 16E556-A	R.H.-1 piece shield	1
90	LN-LNT-LTS800/900	DOHZ 16E556-A	R.H.-2 piece welded assy.	1
90	LN-LNT700/900	DOHZ 16E556-D	L.H.	1
90	L-LA-LN-LNT-LT-LS-LTA-LTS700/900	383532-S100	(BB-551-CK)-screw & washer assy.-1/4"-20 x 3/4"	2
16562-3 EXTENSION (RUNNING BOARD APRON PANEL)				
90	C-CT800	(RH) B7T 16562-A	(LH) B7T 16563-A	1
16B568-9 SHIELD (FRONT FENDER SPLASH REAR)				
90	LN-LNT700/900	(RH) DOEZ 16B568-A	(LH) DOEZ 16B569-A	1
90	L-LA-LT-LS-LTA-LTS800/900	(RH) DOHZ 16B568-A	(LH) DOHZ 16B569-A	1
90	LL-LTL900	(RH) E1HZ 16B568-A	(LH) E1HZ 16B569-A	1
90	L-LN-LNT-LT-LTS700/900	55971-S2	(U-254-E)-screw & washer assy.-hex. washer head-1/4"-14 x 5/8"	4
16C569 SUPPORT (SPLASH GUARD)				
90	LL-LTL900	E7HZ 16C569-A	R.H. and L.H.-one piece design	2
16F570-1 SHIELD (FRONT FENDER OPENING SPLASH FRONT)-Also refer to group 16G554-5				
90	L-LN-LNT-LT800/900	(RH) DOHZ 16F570-A	(LH) DOHZ 16F571-A	1
90	LA-LS-LTA-LTS800-900	(RH) DOHZ 16F570-B	(LH) DOHZ 16F571-B	1
90	L-LN-LNT-LT-LTS800/900	34976-S4	(M-89-CA)-nut-hex. lock-5/16"-18	12
16K572 BRACKET (SPLASH GUARD)				
90	LL-LTL900		Refer to group 16C569	
16575 BRACKET (RUNNING BOARD BRACE PEDAL)				
90	L-LN-LNT-LT700/900	DOHZ 16575-A		1
16A580 BRACE (ENGINE REAR SPLASH SHIELD EXTENSION)				
90	L-LA-LT-LS-LTA-LTS800/900 -- w/fresh air intake and/or butterfly hood	DOHZ 16A580-A		1
90	LN-LNT700/900 -- w/16" fresh air intake			1
16A582-3 SUPPORT (ENGINE REAR SPLASH SHIELD)				
90	L-LT-LS-LTS800/900 -- w/fresh air intake and/or butterfly hood	(RH) DOHZ 16A582-A	(LH) DOHZ 16A583-A	1
90	LN-LNT700/900 -- w/16" fresh air intake			1
16B582 PLATE ASSY. (RUNNING BOARD MOUNTING)				
90	B-F-FT600/900	E0TZ 16B582-A	Plate 1/2" x 4 1/8" and 2 welded studs	2
16583 SHIM (HOOD STABILIZER)				
90	L-LA-LN-LNT-LT-LS-LTA-LTS700/900	DOHZ 16583-A	2 slots-center	AR
		DOHZ 16583-B	1 slot	AR
90	LL-LTL900	E2HZ 16583-A		AR
16A584 BRACKET (ENGINE REAR SPLASH SHIELD)				
90	L-LA-LT-LS-LTA-LTS800/900 -- w/fresh air intake and/or butterfly hood	DOHZ 16A584-A		1
90	LN-LNT700/900 -- w/16" fresh air intake			1
16586 BRACKET (FRONT WHEEL SPLASH SHIELD)				
90	LA-LS-LTA-LTS800/900	DOHZ 16586-A	Tire carcass - 7" long - 4 1/2" wide - (6) 3/8" holes	2
90	L-LN-LNT-LT-LTL700/900		Improvise-cut DOHZ 16586-A to a length of 4 1/4"	2
90	LL-LTL900	(RH) E1HZ 16586-A	(LH) E1HZ 16586-B "U" shaped steel bracket w/(2) holes each end	2
16A586 SHIELD (FRONT WHEEL SPLASH REAR)				
90	CF-CFT600/700	E6HZ 16A586-A	R.H. and L.H.	2
90	LN-LNT700/900	DOHZ 16A586-A	R.H. and L.H.-4 1/2" x 16 1/8"	2
90	L-LT800/900 -- w/o butterfly hood		R.H.	1

1990/
TRUCK SERIES 600/900

YEAR	MODEL/RESTRICTIONS	PART NUMBER	DESCRIPTION	QTY.
16A586 SHIELD (FRONT WHEEL SPLASH REAR) -- Cont'd				
90	L-LN-LNT700/900	D1HZ 16A586-B	R.H. and L.H.-mud flap-16" x 16"	2
90	LA-LT-LS-LTA-LTS800/900	D1HZ 16A586-A	R.H. and L.H.-mud flap-15 3/8" x 18"	2
90	L-LA-LL-LN-LNT-LS-LT-LTA-LTL-LTS800/900	*57326-S40	Screw & washer-1/4"-20 x 1 1/4"	3
		*45334-S2	Nut-conical washer-1/4"-20	3
16A588-9 SHIELD (FRONT WHEEL SPLASH OUTER)				
90	L-LT900	(RH) D0HZ 16A588-A	(LH) D0HZ 16A588-B	1
90	LN-LNT900 -- Cum. diesel	(RH) D0EZ 16A588-B	(LH) D0EZ 16A588-A	1
90	LA-LS-LTA-LTS800/900	D0HZ 16A588-C	R.H. and L.H.	2
90	LTL900	(RH) E2HZ 16A588-A	(LH) E2HZ 16A589-A	1
90	L-LA-LL-LN-LNT-LS-LT-LTA-LTL-LTS800/900	*384051-S	Pin-drive-1/4" x 19/32"	14
16A590 SHIELD (FRONT WHEEL SPLASH INNER)				
90	L-LT-LTS800/900	D0HZ 16A590-A	R.H.-12" x 4"	1
90	LN-LNT900 -- Cum. diesel			1
16A592 RETAINER (FRONT WHEEL SPLASH GUARD)				
80/85	CL-CLT900	D8HZ 16A592-A	R.H. and L.H.	2
16594 SHIELD (ENGINE SPLASH REAR SIDE)				
90	L-LL-LTL800/900	D0HZ 16594-B	L shaped	1
90	LA-LN-LNT-LS-LTA-LTS700/900	D0HZ 16594-A	Rectangular shaped	2
16A601-3 REINFORCEMENT (HOOD HINGE ON HOOD)				
90	L-LL-LN-LNT-LT-LTL800/900	(RH) E2HZ 16A603-A	(LH) E2HZ 16A602-A	1
90	B-F600/800 -- w/tilt front end	(RH) E8HZ 16A601-C	(LH) E8HZ 16A602-C	1
90	LA-LTA900	(RH) E8HZ 16A602-A	(LH) E8HZ 16A601-A	1
90	LS-LTS800/900	(RH) E8HZ 16A602-B	(LH) E8HZ 16A601-B	1
16606 LETTER-also refer to group 16637				
90	B-F-FT600/900	D9TZ 16606-A	"F"-hood-incl. attaching parts	1
		D9TZ 16606-B	"O"-incl. attaching parts	1
		D9TZ 16606-C	"R"-incl. attaching parts	1
		D9TZ 16606-D	"D"-incl. attaching parts	1
90	LL-LTL900	E1HZ 16606-A	"O"-incl. attaching parts	3
		E1HZ 16606-B	"9"-between grilles-incl. attaching parts	1
90	CL-CLT900	D8HZ 16606-A	"F"-between grilles-chrome-adhesive back	1
		D8HZ 16606-B	"O"-adhesive back	1
		D8HZ 16606-C	"R"-adhesive back	1
		D8HZ 16606-D	"D"-adhesive back	1
		D8HZ 16606-E	"9"-adhesive back	1
		D8HZ 16606-B	"O"-adhesive back	3
16606 LETTER KIT (HOOD TRANSFER)				
90	C-CT800	D1HZ 16606-A	Consists of white Ford letters	1
90	L-LA-LN-LNT-LT-LS-LTA-LTS700/900			1
90	L-LA-LN-LNT-LT-LS-LTA-LTS700/900	D1HZ 16606-B	Consists of red Ford letters	1
16C606 FILLER (HOOD PANEL)				
90	L-LT-LS-LTS800/900 -- w/butterfly hood	D0HZ 16C606-A		1
16612 HOOD				
90	B-F-FT600/900 -- exc. tilt front end	E3TZ 16612-B		1
90	B-F600/800 -- w/tilt front end	E5HZ 16612-A	Includes holes for handle	1
90	CF-CFT600/800	E7HZ 16612-A		1
16618-9 PANEL (HOOD SIDE)				
90	L-LT800/900	(RH) E7HZ 16618-B	(LH) E7HZ 16619-B	1
90	LA-LS-LTA-LTS900 -- Butterfly hood	(RH) E7HZ 16618-A	(LH) E7HZ 16619-A	1
16A628 STOP (HOOD HINGE ARM)				
90	CF-CFT600/800	E6HZ 16A628-A		1

1990/
TRUCK SERIES 600/900

YEAR	MODEL/RESTRICTIONS	PART NUMBER	DESCRIPTION	QTY.
16637 ORNAMENT (HOOD FRONT)				
90	LL-LTL900	E6HZ 16637-A		1
90	CL-CLT900	E6HZ 16637-B		1
90	B-F-FT600/800			1
90	L-LA-LN-LNT-LT-LS-LTA-LTS700/900	E7HZ 16637-A		1
16C638-9 BUMPER ASSY. (HOOD HINGE)				
90	L-LA-LL-LN-LNT-LS-LT-LTA-LTL-LTS800/900	(RH) E3HZ 16C638-A	(LH) E3HZ 16C639-A	1
90	L-LA-LL-LN-LNT-LS-LT-LTA-LTL-LTS800/900	33773-S2	(M-89-M)-nut-hex.-1/2"-13	2
16A642 REINFORCEMENT ASSY. (HOOD LATCH)				
90	L-LA-LL-LN-LNT-LS-LT-LTA-LTL-LTS700/900	DOHZ 16A642-C		2
16C644 SPRING (HOOD ASSIST)				
90	B-F-FT600/900	EOTZ 16C644-A		1
16C658-9 STABILIZER ASSY. (HOOD)				
90	B-F600/800 -- w/tilt front end	E4HZ 16C658-A	R.H. and L.H.	2
90	L-LA-LN-LNT-LT-LS-LTA-LTS700/900	DOHZ 16C658-D	Rectangular shaped-incl. (1) stud	2
90	L-LA-LN-LNT-LT-LS-LTA-LTS700/900	E3HZ 16C658-A	Rectangular shaped-less studs	2
90	L-LA-LN-LNT-LS-LT-LTA-LTS700/900	E3HZ 16C658-B	Pyramid shaped-incl. (2) studs	1
90	LL-LTL900	E1HZ 16C658-A	#E1HT 16C658-CA-includes (2) studs	1
90	LL-LTL900	(RH) E2HZ 16C658-A	(LH) E2HZ 16C659-A	1
90	L-LA-LL-LN-LNT-LS-LT-LTA-LTL-LTS800/900	33771-S4	(M-89-L)-nut-hex.-3/8"-16	4
16N664 HANDLE ASSIST (HOOD TILT)				
90	B-F600/800 -- w/tilt front end	E5HZ 16N664-A		1
16A668 COVER (AIR CLEANER VENT)				
90	LN-LT800	D8HZ 16A668-A	Round	1
90	LL-LTL900	E6HZ 16A668-A	R.H. and L.H.	2
16B668 PANEL AIR CLEANER (HOOD SIDE)				
90	LN-LNT800/900	D8HZ 16B668-A	W/o air intake openings	1
16670-1 REINFORCEMENT (HOOD REAR OUTER)				
90	L-LA-LN-LNT-LS-LT-LTA-LTS800/900 -- w/butterfly hood	(RH) DOHZ 16670-A	(LH) DOHZ 16671-A	1
16676 REINFORCEMENT (HOOD REAR)				
90	L-LT800/900 -- w/o butterfly hood	DOHZ 16676-A		1
90	L-LT800/900 -- w/butterfly hood	DOHZ 16676-C		1
90	LN700/750	DOEZ 16676-A		1
90	LN-LNT800/900	DOEZ 16676-B		1
90	LA-LS-LTA-LTS800/900 -- w/o butterfly hood	DOHZ 16676-B		1
90	LA-LS-LTA-LTS800/900 -- w/butterfly hood	DOHZ 16676-D		1
16C680-1 CATCH ASSY. (HOOD LATCH) - Incl. attaching parts				
90	CF-CFT600/800	E6HZ 16C680-A	R.H. and L.H.	2
90	L-LA-LN-LNT-LS-LT-LTA-LTS700/900	E2HZ 16C680-D	R.H. and L.H.-bright-front end hold down	2
90	L-LT800/900 -- w/butterfly hood	(RH) DOHZ 16C680-C	(LH) DOHZ 16C681-B Painted-hood panel hold down	2
16A681 REINFORCEMENT (HOOD HINGE)				
90	L-LT-LTS800/900 -- w/butterfly hood	DOHZ 16A681-A	R.H. and L.H.	2
16C682-3 SUPPORT (HOOD LATCH)				
90	L-LT800/900 -- w/butterfly hood	(RH) DOHZ 16C682-A	(LH) DOHZ 16C683-A	Rear 1
90	LA-LS-LTA-LTS800/900 -- w/butterfly hood	(RH) DOHZ 16C682-C	(LH) DOHZ 16C683-C	Rear 1
90	L-LT800/900 -- w/butterfly hood	(RH) DOHZ 16C682-B	(LH) DOHZ 16C683-B	Front 1
90	LA-LS-LTA-LTS800/900 -- w/butterfly hood	(RH) DOHZ 16C682-D	(LH) DOHZ 16C683-D	Front 1

1990/
TRUCK SERIES 600/900

YEAR	MODEL/RESTRICTIONS	PART NUMBER	DESCRIPTION	QTY.
16690-1 REINFORCEMENT (HOOD FRONT)				
90	L-LA-LT-LTA-LTS800/900	(RH) D0HZ 16690-A	(LH) D0HZ 16691-A	1
16A692 PIN (PIVOT HOOD HINGE)				
90	LN700/750	D8HZ 16A692-A		1
90	L-LA-LN-LNT-LS-LT-LTA-LTS800/900	D8HZ 16A692-B		1
16A694-5 FILLER (HOOD PANEL REAR)				
90	L-LT800/900 - - w/butterfly hood	(RH) D0HZ 16A694-A	(LH) D0HZ 16A695-A	1
90	LA-LS-LTA-LTS800/900 - - w/ butterfly hood	(RH) D0HZ 16A694-B	(LH) D0HZ 16A695-B	1
16A698 RETAINER (HOOD LATCH SUPPORT)				
90	L-LA-LT-LTA-LTS800/900 - - w/ butterfly hood	D0HZ 16A698-A	R.H. and L.H.	4
16700 HANDLE ASSY. (HOOD LATCH) - Incl. attaching parts				
90	L-LA-LT-LTA-LTS800/900 - - w/ butterfly hood	D0HZ 16700-C	Hood panel hold down	4
16700 LATCH (HOOD)				
90	B-F600/800 - - exc. tilt front end	E0TZ 16700-A		1
90	FT800/900			1
90	B-F600/800 - - w/tilt front end	E4HZ 16700-A	R.H. and L.H.	2
90	L-LA-LN-LNT-LS-LT-LTA-LTS700/800	E2HZ 16700-B	Bright finish	2
16C700 PLATE (HOOD STABILIZER)				
90	L-LA-LN-LNT-LS-LT-LTA-LTS700/900	D0HZ 16C700-A	Approx. 5" x 5 3/4"-stabilizer to hood rear	1
90	L-LA-LL-LN-LNT-LS-LT- LTA-LTL-LTS800/900	D0HZ 16C700-B	Approx. 3/4" x 5"-stabilizer to hood side	2
16B702 BRACKET (HOOD STABILIZER)				
90	L-LA-LL-LN-LNT-LS-LT- LTA-LTL-LTS700/900	D0HZ 16B702-A	Center	1
90	L-LA-LN-LNT-LS-LT-LTA-LTS700/900	D0HZ 16B702-B	R.H. and L.H.	2
90	LL-LTL900	E2HZ 16B702-A		1
90	LL-LTL900	E1HZ 16B702-A	#E1HT 16B702-AA - L.H. only	1
90	L-LA-LN-LNT-LS-LT-LTA-LTS700/900	56138-S4	(B-319-V)-bolt-3/8"-16 x 3/4"	8
16C702 SEAL (HOOD STABILIZER BRACKET)				
90	L-LA-LL-LN-LNT-LS-LT-LTA- LTL-LTS800/900	D0HZ 16C702-A		1
16C704 BRACE (HOOD STABILIZER BRACKET)				
90	L-LA-LL-LN-LNT-LS-LT-LTA- LTL-LTS800/900	D0HZ 16C704-A		1
16A706 PLATE (FRONT BODY ORNAMENT MOUNTING)				
90	CL-CLT900 - - w/o air conditioning	D8HZ 16A706-A	Used between grilles	1
90	CL-CLT900 - - w/air conditioning	E2HZ 16A706-A	Used between grilles-35 13/16" long	1
16720-1 PLATE (NAME) - Incl. attaching parts - also refer to 020A74 in Body Section				
90	B600 - - gas	(RH) E7HZ 16720-J	(LH) E7HZ 16721-J	"B600" 1
90	B600 Ford - - diesel	(RH) E7HZ 16720-K	(LH) E7HZ 16721-K	"B600 Ford Diesel" 1
90	B700 - - gas	(RH) E7HZ 16720-L	(LH) E7HZ 16721-L	"B700" 1
90	B700 - - diesel	(RH) E7HZ 16720-M	(LH) E7HZ 16721-M	"B700 Ford Diesel" 1
90	B700 - - diesel	(RH) E7HZ 16720-R	(LH) E7HZ 16721-R	"B7000" 1
90	C-CT800	(RH) C8TZ 16720-K	(LH) C8TZ 16721-K	"Ford 8000"-door 1
90	F600(81) - - gas	(RH) E5HZ 16720-E	(LH) E5HZ 16721-E	"FORD F-600" 1
90	F600(81) - - diesel	(RH) E1HZ 16720-B	(LH) E1HZ 16721-B	"FORD F-600 DIESEL"-cowl 1
90	F700(81) - - gas	(RH) E5HZ 16720-B	(LH) E5HZ 16721-B	"FORD F-700" 1
90	F700 - - diesel	(RH) E7HZ 16720-S	(LH) E7HZ 16721-S	"F7000 Ford Diesel" 1
90	F-FT800 - - gas	(RH) E6HZ 16720-A	(LH) E6HZ 16721-A	"FORD F-800" 1
90	F800 - - diesel	(RH) E7HZ 16720-T	(LH) E7HZ 16721-T	"F8000 Ford Diesel" 1
90	FT900	(RH) E5HZ 16720-N	(LH) E5HZ 16721-N	"FORD F-900" 1
90	F600(84) - - gas	(RH) E7HZ 16720-A	(LH) E7HZ 16721-A	"F600" 1
90	F600(84) - - diesel	(RH) E7HZ 16720-B	(LH) E7HZ 16721-B	"F600 Ford Diesel" 1
90	F700(84) - - gas	(RH) E7HZ 16720-C	(LH) E7HZ 16721-C	"F700" 1
90	F700(84) - - diesel	(RH) E7HZ 16720-D	(LH) E7HZ 16721-D	"F700 Ford Diesel" 1
90	F800(84) - - gas	(RH) E7HZ 16720-E	(LH) E7HZ 16721-E	"F800" 1
90	F800(84) - - diesel	(RH) E7HZ 16720-F	(LH) E7HZ 16721-F	"F800 Ford Diesel" 1
90	F900(84) - - diesel	(RH) E7HZ 16720-H	(LH) E7HZ 16721-H	"F900 Ford Diesel" 1

1990/
TRUCK SERIES 600/900

YEAR	MODEL/RESTRICTIONS	PART NUMBER	DESCRIPTION	QTY.
16C728 SPRING (HOOD CHECK CABLE)				
90	L-LA-LL-LN-LNT-LS-LT-LTA-LTL-LTS700/900 -- exc. w/extended bumper	E5HZ 16C728-A		1
90	B-F600/800 -- w/tilt front end			1
16C732 REINFORCEMENT (HOOD SUPPORT ROD)				
90	L-LA-LT-LTA-LTS800/900 -- w/butterfly hood	D0HZ 16C732-A	R.H. and L.H.	2
16A734-5 PLATE (HOOD HINGE MOUNTING)				
90	CF-CFT600/700	E6HZ 16A734-A	R.H. and L.H.	2
90	L-LL-LN-LNT-LT-LTL700/900	(RH) D6HZ 16A734-A	(LH) D6HZ 16A735-A	1
90	LA-LS-LTA-LTS900	(RH) E8HZ 16A734-A	(LH) E8HZ 16A735-A	1
16738 INSULATOR (HOOD-SOUND)				
90	L-LA-LT-LTA-LTS800/900 -- exc. butterfly hood	(RH) D5HZ 16738-A	(LH) D5HZ 16738-B	1
90	L-LA-LT-LTA-LTS800/900 -- w/butterfly hood	(RH) D5HZ 16738-C	(LH) D5HZ 16738-D	1
90	L-LA-LT-LTA-LTS800/900 -- w/butterfly hood	D5HZ 16738-E	Center	1
90	LN-LNT800/900	(RH) D5HZ 16738-F	(LH) D5HZ 16738-G	1
90	LN700	(RH) D5HZ 16738-H	(LH) D5HZ 16738-G	1
90	LL-LTL900	(RH) E8HZ 16738-A	(LH) E8HZ 16738-B	Front-upper
		(RH) E8HZ 16738-C	(LH) E8HZ 16738-E	Rear-upper
		E8HZ 16738-F	R.H. and L.H.-front side	2
		E8HZ 16738-D	R.H. and L.H.-rear side	2
90	B-F600/800 -- diesel-exc. tilt front end	E0TZ 16738-A		1
90	FT800-diesel			1
90	B-F600/800 -- w/tilt front end	E4HZ 16738-A		1
16740 PAD (HOOD)				
90	L-LA-LL-LN-LNT-LS-LT-LTA-LTL-LTS700/900	D0HZ 16740-A	Approx. 65" long	1
16746 BRACE (RADIATOR SUPPORT TO DASH)				
90	L-LA-LL-LN-LNT-LS-LT-LTA-LTL-LTS900 -- w/Cat. 340 eng.	E8HZ 16746-A		1
90	LN-LNT700/900	E8HZ 16746-C		1
90	L-LT-LTA-LS-LTS800/900	E8HZ 16746-B		1
90	LL-LTL900	E1HZ 16746-A	#E1HT 8A491-AC -- center	1
90	LL-LTL900	E1HZ 16746-D	R.H.-#E1HT 8A491-FA	1
		E1HZ 16746-C	L.H.-#E1HT 8A491-DA	1
16C748 RETAINER (HOOD ASSIST SPRING)				
90	LL-LTL900	E1HZ 16C748-A		1
16C750 BRACKET (HOOD LATCH MOUNTING)				
90	CF-CFT600/800	E6HZ 16C750-A	R.H. and L.H.	2
16C756-7 SUPPORT ASSY. (HOOD REAR REINFORCEMENT)				
90	L-LA-LL-LN-LNT-LS-LT-LTA-LTL-LTS700/900	(RH) D0HZ 16C756-A	(LH) D0HZ 16C757-A	1
16758-63 BUMPER (HOOD)				
90	B-F-FT600/900 -- exc. tilt front end	E5HZ 16758-A	1 1/2" x 1"	2
		E5HZ 16758-B	Hood to fender front-3/8" x 5/8"	2
90	B-F600/800 -- w/tilt front end	E4HZ 16758-B	Two studs	2
90	B-F600/800,L-LN-LNT-LT700/900 -- M/T	C5ZZ 16763-B	Stud-w/rubber tip-5/16"-18-used as clutch pedal stop	1
90	FT800/900			1
90	L-LA-LT-LTA-LTS800/900 -- w/butterfly hood	D0HZ 16758-B		8
16774 SUPPORT (HOOD LATCH)				
90	L-LN-LNT-LT700/900	D0HZ 16774-A		2
16775 RETAINER (HOOD INSULATOR)				
90	B-F600/800 -- w/tilt front end	E6HZ 16775-A	Outer	2
		E6HZ 16775-B	Inner	2

1990/
TRUCK SERIES 600/900

SECTION 160 13

YEAR	MODEL/RESTRICTIONS	PART NUMBER	DESCRIPTION	QTY.
16776 RETAINER (HOOD INSULATION)				
90	L-LS-LT-LTS800/900 -- exc. butterfly hood	D5HZ 16776-A	Center-spring wire--approx. 44" lg. w/20 loops	6
90	LN700, LNT800/900	D5HZ 16776-B	Center-spring wire--approx. 35" lg. w/16 loops	7
90	L-LA-LT-LTA-LTS800/900 -- w/butterfly hood	D5HZ 16776-D	R.H. and L.H. front-spring wire--approx. 30" lg. w/15 loops	3
90	L-LA-LT-LTA-LTS800/900 -- exc. butterfly hood	D5HZ 16776-F	L.H.-spring wire--approx. 6" high w/ 1 loop	1
90	LN-LNT800/900 -- exc. w/ L.H. air intake			1
90	LN-LNT800/900 -- w/L.H. air intake	D5HZ 16776-G	L.H. -- spring wire--approx. 4 1/2" high w/1 loop	1
16C778-9 PLATE (HOOD REAR REINFORCEMENT)				
90	LN700/750	(RH) D0EZ 16C778-B	(LH) D0EZ 16C779-B	1
90	LN-LNT800/900	(RH) D0EZ 16C778-A	(LH) D0EZ 16C779-A	1
90	LA-LS-LTA-LTS800/900	(RH) D0HZ 16C778-A	(LH) D0HZ 16C779-A	1
16796-7 HINGE (HOOD)-Less spring				
90	B-F-FT600/900 -- exc. tilt front end	(RH) E4TZ 16796-A	(LH) E4TZ 16797-A	1
90	B-F600/800 -- w/tilt front end	(RH) E4HZ 16796-A	(LH) E4HZ 16797-A	1
90	CF-CFT600/800	(RH) E6HZ 16796-A	(LH) E6HZ 16797-A	1
90	L-LA-LN-LNT-LS-LT-LTA-LTS800/900	(RH) E8HZ 16796-B	(LH) E8HZ 16797-B	1
90	LN700/750	(RH) D8HZ 16796-A	(LH) D8HZ 16797-A	1
90	LL-LTL900	(RH) E3HZ 16796-A	(LH) E3HZ 16797-A	1
90	L-LT800/900 -- w/butterfly hood	D0HZ 16796-B	R.H. and L.H.-on hood panel side	2
90	L-LN-LNT-LS-LT-LTS800/900	34981-S4	(M-89-H)-nut-5/8"-11	2
90	L-LN-LNT-LS-LT-LTS800/900	*372820-S36	Rivet-oval head blind-1/4"	4
16C802-3 PAD (NAME PLATE)				
90	C-CT800	(RH) D8HZ 16C802-A	(LH) D8HZ 16C803-A	1
16A812 INSULATION (HOOD AIR INLET SOUND)				
90	L-LN-LNT-LS-LT-LTS800/900	D3HZ 16A812-A		1
16813 COVER (HOOD UPPER OPENING HINGE)				
90	CF-CFT600/800	E7HZ 16813-A	R.H. and L.H.	2
16826 ROD (HOOD SUPPORT)				
90	L-LT800/900 -- w/butterfly hood	D0HZ 16826-A		2
90	B-F-FT800/900	(RH) E0TZ 16826-C	(LH) E0TZ 16826-D	Hinge type 1
90	CF-CFT600/800	E6HZ 16826-A		1
16828 BRACKET (HOOD SUPPORT ROD)				
90	CF-CFT600/800	E6HZ 16828-A	Support bracket	1
90	CF-CFT600/800	D0RY 16828-A	Clip-attaches to hood	1
90	CF-CFT600/800		Used to retain 5L384 tilt handle to seat base	1
16830-1 PANEL (HOOD SIDE LOWER)				
90	LS-LTS800/900 -- w/o butterfly hood	(RH) E8HZ 16830-A	(LH) E8HZ 16831-A	1
16832 SPRING (HOOD SUPPORT ROD)				
90	CL-CLT900	8A 16832		1
16C836-7 BRACKET ASSY. (HOOD ASSIST SPRING RETAINER)				
90	LL-LTL900	(RH) E1HZ 16C836-A	(LH) E1HZ 16C837-A	1
16C838-9 BRACKET ASSY. (HOOD LIFT)				
90	LL-LTL900	(RH) E1HZ 16C838-A	(LH) E1HZ 16C839-A	1
16C842 STABILIZER ASSY. (HOOD ON HOOD LOWER)				
90	LL-LTL900	E1HZ 16C842-A		2
16844-5 REINFORCEMENT (HOOD SIDE)				
90	LN700/750	(RH) D0EZ 16844-B	(LH) D0EZ 16845-B	1
90	LN-LNT800/900	(RH) D0EZ 16844-A	(LH) D0EZ 16845-A	1
90	L-LT800/900 -- w/o butterfly hood	(RH) D0HZ 16844-C	(LH) D0HZ 16845-C	1
90	L-LT800/900 -- w/butterfly hood	(RH) D0HZ 16844-D	(LH) D0HZ 16845-D	1
90	LS-LTS800/900 -- w/o butterfly hood	(RH) D0HZ 16844-B	(LH) D0HZ 16845-B	1
90	LS-LTS800/900 -- w/butterfly hood	(RH) D0HZ 16844-A	(LH) D0HZ 16845-A	1
16C844-5 STABILIZER ASSY. (HOOD ON BODY LOWER)				
90	LL-LTL900	(RH) E1HZ 16C844-A	(LH) E1HZ 16C845-B	1
16C846-7 PLATE (HOOD STABILIZER LOWER ON HOOD MOUNTING)				
90	LL-LTL900	(RH) E1HZ 16C846-A	(LH) E1HZ 16C847-A	1

JULY, 1989

COPYRIGHT © 1989—

FORD MOTOR
COMPANY

—DEARBORN, MICHIGAN

NEW ISSUE

1990/
TRUCK SERIES 600/900

YEAR	MODEL/RESTRICTIONS	PART NUMBER	DESCRIPTION	QTY.
	16C848-9	PLATE (HOOD STABILIZER LOWER ON BODY MOUNTING)		
90	LL-LTL900	(RH) E1HZ 16C848-A (LH) E1HZ 16C849-A		1
	16C850-1	BRACKET ASSY. (STABILIZER ON BODY MOUNTING PLATE)		
90	LL-LTL900	(RH) E1HZ 16C850-A (LH) E1HZ 16C851-A		1
	16C852	PLATE ASSY. (HOOD FRONT ORNAMENT MEDALLION RETAINER)		
90	LL-LTL900	E1HZ 16C852-A	Mounts between grille panels	1
	16A864	REINFORCEMENT (HOOD TOP FRONT)		
90	LN-LNT700/900	D7HZ 16A864-B		1
90	L-LA-LS-LT-LTA-LTS800/900	D7HZ 16A864-A		1
	16C866	STRIKER (HOOD BUMPER)		
90	B-F600/800 -- w/tilt front end	E4HZ 16C866-A		2
	16874	PLATE (HOOD CATCH)		
90	LN700/750	DOHZ 16874-A		2
	16C876-7	PLATE (HOOD HINGE ON HOOD ANCHOR)		
90	L-LA-LN-LNT-LS-LT-LTA-LTS800/900	(RH) E2HZ 16C876-A (LH) E2HZ 16C877-A		1
	16C886-7	PLATE-HOOD STABILIZER		
90	B-F600/800 -- w/tilt front end	(RH) E8HZ 16C886-A (LH) E8HZ 16C887-A		1
	16888-9	SUPPORT (HOOD HINGE MOUNTING BRACKET)		
90	LN700/750	(RH) D6HZ 16888-B (LH) D6HZ 16889-B		1
90	L-LN-LNT-LT800/900	(RH) D6HZ 16888-A (LH) D6HZ 16889-A		1
90	LA-LS-LTA-LTS900	(RH) E8HZ 16888-A (LH) E8HZ 16889-A		1
	16892	HOOK ASSY. (HOOD AUXILIARY CATCH)		
90	B-F-FT600/900	EOTZ 16892-B		1
	16B898	CABLE ASSY. (HOOD CHECK)-Incl. attaching parts		
90	L-LA-LN-LNT-LS-LT-LTA-LTS700/900	E4HZ 16B898-A		2
90	B-F600/800 -- w/tilt front end	E4HZ 16B898-B		2
90	LL-LTL900	E1HZ 16B898-A	Approx. 56" long	1
	16B900-1	REINFORCEMENT (HOOD FRONT GRILLE OPENING SUPPORT)		
90	LA-LS-LTA-LTS800/900	(RH) DOHZ 16B900-A (LH) DOHZ 16B901-A		1
	16B906	STRIPE KIT (HOOD)		
90	LL-LTL900	E1HZ 16B906-A	Contains R.H. and L.H. transfers	1
	16B908-9	BRACKET (HOOD CHECK CABLE)		
90	B-F600/800 -- w/tilt front end	(RH) E4HZ 16B908-A (LH) E4HZ 16B909-A		1
	16B910	REINFORCEMENT (HOOD SIDE AIR CLEANER EXTENSION)		
90	LN-LNT800/900	DOEZ 16B910-A		1
	16B914	REINFORCEMENT (HOOD SIDE PANEL UPPER)		
90	LN-LNT700/900	D1EZ 16B914-A		2
90	LA-LS-LTA-LTS800/900 -- w/o butterfly hood	D1HZ 16B914-C		2
90	L-LT800/900 -- w/butterfly hood	D1HZ 16B914-A		2
90	L-LT800/900 -- w/o butterfly hood	D1HZ 16B914-D		2
90	LA-LS-LTA-LTS800/900 -- w/butterfly hood	D1HZ 16B914-B		2
	16B920	RETAINER (HOOD CHECK CABLE)		
90	L-LA-LL-LN-LNT-LS-LT-LTA-LTL-LTS700/900	DOHZ 16B920-B		4
90	B-F600/800 -- w/tilt front end			4
	16B926	CLAMP (HOOD CHECK CABLE STORAGE SPRING)		
90	LL-LTL900	DOHZ 16B926-A		2
	16B928	BRACKET (HOOD CHECK CABLE STORAGE SPRING)		
90	LL-LTL900	DOHZ 16B928-A		2
	16B930	SPRING (HOOD CHECK CABLE STORAGE)		
90	LL-LTL900	DOHZ 16B930-A		2
	16A932	BRACKET (HOOD ROD SUPPORT MOUNTING)		
90	L-LT800/900 -- w/butterfly hood	DOHZ 16A932-A		1

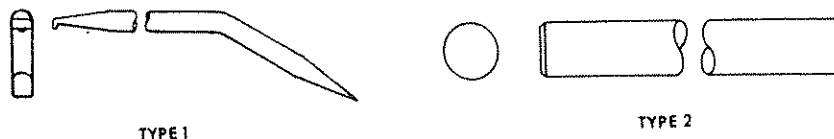
1990/
TRUCK SERIES 600/900

YEAR	MODEL/RESTRICTIONS	PART NUMBER	DESCRIPTION	QTY.
	16B940-1	RETAINER ASSY. (HOOD SUPPORT ROD)		
90	L-LT800/900 -- w/butterfly hood	(RH) D0HZ 16B940-A	(LH) D0HZ 16B941-A	1
	16A944-5	STRIKER (HOOD LATCH)		
90	B-F600/800 -- w/tilt front end	(RH) E4HZ 16A944-A	(LH) E4HZ 16A945-A	1
	16B950-1	EXTENSION (HOOD REAR QUARTER REINFORCEMENT)		
90	L-LT800/900	(RH) D0HZ 16B950-A	(LH) D0HZ 16B951-A	1
	16B958	REINFORCEMENT (HOOD SIDE PANEL UPPER REAR)		
90	LT800/900	D1HZ 16B958-A		2
	16995	REINFORCEMENT (HOOD CENTER)		
90	LN700	DOEZ 16995-A		1
90	L-LA-LS-LTA-LTS800/900	D0HZ 16995-A		1

1990/ TRUCK SERIES 600/900

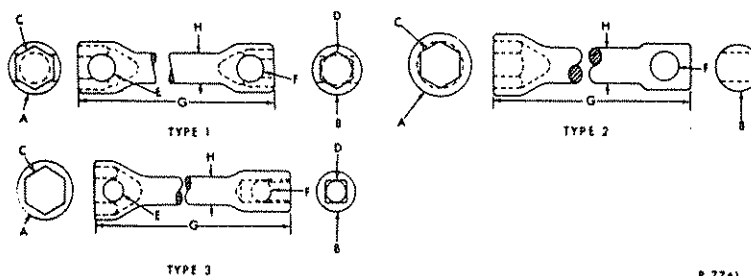
SECTION 170 1

YEAR	MODEL/RESTRICTIONS	PART NUMBER	DESCRIPTION	QTY.
17W001 BRACKET (TOOL SUPPORT)				
90	CF600/800 -- diesel	E6HZ 17W001-A		1
17016 Refer to group 17A732				
17018 TOOL (ELECTRICAL TERMINAL CRIMPING)				
90	All	B9A 17018-A		1
90	All	C4AZ 17018-B	Terminal extraction tool	1
17034 HANDLE (WHEEL NUT WRENCH) - Also refer to group 17081				



P-7762

17034 HANDLE - WHEEL NUT WRENCH				
90	All	C2TZ 17034-A	Type 2-3/4" dia. x 27" long-use w/wrenches listed below	1
90	CF600/800 -- diesel	E6HZ 17034-A		1
17035 WRENCH (WHEEL NUT)				



P-7761

17035 WRENCH - WHEEL NUT

TYPE	DIMENSIONS (INCHES)								DESCRIPTION	PART NUMBER
	A	B	C	D	E	F	G	H		
1	1 9/16	1 3/4	1 3/32	1 9/32	25/32	25/32	13 3/4	3/4	Use with 1 3/32" and 1 9/32" hex. nuts	C7TZ 17035-A
3	2 3/32	1 1/2	1 1/2	13/16	3/4	25/32	13 1/2	1	Use with 1 1/2" hex. nuts and 13/16" square nuts	D3TZ 17035-A

YEAR	MODEL/RESTRICTIONS	PART NUMBER	DESCRIPTION	QTY.
90	B-C-CT-F-FT-L-LN-LNT600/900 -- w/cast sport wheels	C7TZ 17035-A		1
90	B-F600/750 -- w/disc wheels	D3TZ 17035-A		1
90	C-CT-L-LN-LNT-LT600/900			1
90	CF600/800 -- diesel	E6HZ 17035-C	Double hexagon ends	1
90	CF600/800 -- diesel	E6HZ 17035-D	Single hexagon end	1
17A038 RETAINER (JACK HANDLE)				
90	CF600/700 -- diesel	E6HZ 17A038-A	Use with wrench	1
90	CF600/800 "From 9/86"	E6HZ 17A038-C		1
17042 BRACKET (JACK HOLD DOWN CLAMP)-Refer to group 17A056				

JULY, 1989

COPYRIGHT © 1989-

FORD MOTOR
COMPANY

-DEARBORN, MICHIGAN

NEW ISSUE

1990/
TRUCK SERIES 600/900

YEAR	MODEL/RESTRICTIONS	PART NUMBER	DESCRIPTION	QTY.
17A056 BRACKET (JACK HOLD DOWN)				
90	B-F-FT600/800 -- w/8-12 ton jack	E0HZ 17A056-A	# E0HT 17A056-AA-behind passenger seat	1
90	CF600/800 -- diesel	E6HZ 17A056-A		1
17059 Refer to group 17A736				
17A143 TUBE (JACK HANDLE)				
90	CF600/800 -- diesel	E6HZ 17A143-A		1
17187 COVER (TACHOMETER OPENING)				
90	B-F-FT600/800	E0TZ 17187-A		1
90	LN600/750 -- 8 cyl. gas	D0HZ 17187-A		1
17A254 KIT (SPEEDOMETER TIP)				
90	All	B9AF 17A254-A	Use w/universal speedometer cable core w/1/8" diameter	AR
90	All	B9TF 17A254-A	Use w/universal speedometer cable core w/5/32" diameter	AR
17255 SPEEDOMETER ASSY.				
NOTE: ⚡ Canada only • Dual band-description will show the last number(s) on the dial and will list bold number first				
90	B-F600/800(84) C-CT600/900 L-LN-LNT-LT-LTL-LTS600/900 -- w/city delivery instrument panel	E1HZ 17255-A	• Dual band-80 M.P.H./140 Km.P.H.	1 1 1
90	B600/800(84) C-CT600/900 L-LN-LNT-LT-LTL-LTS600/900 -- w/city delv. instrument panel	E3TZ 17255-N	• Dual band-85 M.P.H./140Km.P.H.- million mile odometer	1 1 1
90	B-F600/800(84) C-CT600/900 L-LN-LNT-LT-LTL-LTS600/900 -- w/city delivery instrument panel	⚡ E1HZ 17255-B	• Dual band-80 M.P.H./140 Km.P.H.-odometer registers in kilometers-accepts push on cable- 100,000 kilometer odometer	1 1 1
90	B-F600/800(84) C-CT600/900 L-LN-LNT-LT-LTL-LTS600/900 -- w/city delivery instrument panel	⚡ E3TZ 17255-E	• Dual band-140 Km.P.H./80 M.P.H.- odometer registers in kilometers-accepts push on cable-million kilometer odometer	1 1 1
90	CF600/800 -- diesel	⚡ E6HZ 17255-G	130/80-K.M.H./M.P.H.-w/tripodometer	1
		E6HZ 17255-H	80/130-M.P.H./K.M.H.-w/tripodometer	1
90	L-LN-LNT-LT-LTL-LTS800/900 -- w/line haul instrument panel	⚡ E0HZ 17255-F	Km.P.H.-# E0HT 17255-DA,DB-accepts push on cable.	1
90	F-FT600/900(81) -- exc. Canada	E7HZ 17255-C	# E7HF 17282-A1A,A2A-E8HF 17282-AA-Electric- square-75 M.P.H. resetable coding switch	1
90	B-F-FT600/900(84) -- exc. Canada C-CT600/900 -- exc. Canada L-LL-LN-LNT-LS-LT-LTS600/900 -- exc. Canada	E7HZ 17255-E	Electric-oval-75 M.P.H./120 K.M.H.-resetable coding switch # E8HF 17282-CA	1 1 1
90	B-F-FT600/900 -- Canada C-CT600/900 -- Canada L-LL-LN-LNT-LS-LTS600/900 -- Canada	⚡ E7HZ 17255-F	Electric-oval-120 K.M.H./75 M.P.H.-resetable coding switch-# E7HF 17282-DA,DB,E8HF 17282-DA	1 1 1
90	CL-CLT900	E6HZ 17255-C	Electric-80 M.P.H.	1
		⚡ E6HZ 17255-D	Electric-120 K.P.H.	1
90	L series -- exc. Canada	★ E7HZ 17255-A	Electric-round 75 MPH/120 KMPH	1
90	L series -- exc. Canada	E7HZ 17255-G	Electric-80 MPH # D2E7HT 17255-AA- resetable coding switch	1
90	L series -- Canada	★ E7HZ 17255-B	Electric-round 120 KMPH/75 MPH	1
90	L series -- Canada	E7HZ 17255-H	Electric-130 KMH # D2E7HT 17255-BA- resetable coding switch	1
90	F-FT600/900(81) -- Canada	E7HZ 17255-D	Electric-square 120 KMPH/75 MPH-# E7HF 17282-BB, # E8HF 17282-BA	1

1990/
TRUCK SERIES 600/900

YEAR	MODEL/RESTRICTIONS	PART NUMBER	DESCRIPTION	QTY.
17K255 RING DISTANCE (SPEEDOMETER)				
90	CF600/800 -- diesel	E6HZ 17K255-A		1
17A259 KEY (SPEEDOMETER or TACHOMETER DRIVE)				
90	CL-CLT900	D9HZ 17A259-A	1.20" long x .184" O.D.-use w/D8HZ 17294-A (D7HT 17375-BA) adapter	1
90	All -- w/2 speed axle	E1HZ 17A259-A	1.75" long x .098" square-use w/E0HZ 17294-BL E2HZ 17K302-A	1
90	All	C8TZ 17A259-B	1.18" long x .25" round-use w/C8TZ 7A270-C adapter-identification #C8TA 17375-C1	1
90	All	E3HZ 17A259-A	1.37" long x .184" O.D.-use w/C8TZ 17A270-C adapter-identification #C8TA 17375-C2	1
90	All	E3HZ 17A259-B	1.31" long x .184" O.D. round end and .104" square end-use w/all E0HZ, E1HZ, E3HZ 17294's exc. E0HZ 17294-BL	1
90	CF600/800	B9TF 17A259-B	3/32" square x 1 1/2" long-use w/B9TF 172194-E adapter	1

YEAR	MODEL	TRANSMISSION		LENGTH INCHES	CASE and CORE PART NUMBER	CORE PART NUMBER
		MAKE	SPEED MODEL			

17260 CABLE ASSY. (SPEEDOMETER)

APPLICATION CHART

FIND TRUCK SERIES, THEN MODEL YEAR, THEN TRANSMISSION

NOTES: A-Allison, A/T-Automatic Transmission, C-Clark, F-Fuller, N.P.-New Process, S-Spicer, W-Warner

CF SERIES

90	CF600/800 -- diesel w/tractor pkg.	ALL	E7HZ 17260-B
90	CF600/800 -- diesel "From 4/87"	ALL	E7HZ 17260-A

17262 CORE (SPEEDOMETER DRIVE) - Also refer to group 17260

YEAR	MODEL/RESTRICTIONS	PART NUMBER	DESCRIPTION	QTY.
17263 BRACKET (SPEEDOMETER CABLE SUPPORT)				
90	C-CT600/900 -- 990T and 3208T diesel	E2HZ 17263-A		1
90	CF600/800			1

17A270 Refer to group 17294

17285 Refer to Section 172

17N290 GR0MMET (TACHOMETER CABLE)				
90	CF600/800 -- diesel	E6HZ 17N290-A		1

1990/
TRUCK SERIES 600/900

17294 ADAPTER (SPEEDOMETER and TACHOMETER)

HOW TO FIND SPEEDOMETER and TACHOMETER ADAPTERS

There are three ways of determining the part number of a speedometer or tachometer adapter.

BY PHYSICAL SHAPE, IDENTIFICATION or BY APPLICATION

BY PHYSICAL SHAPE

YOU MUST KNOW- Physical shape
Ratio

BY IDENTIFICATION

YOU MUST KNOW- Identification number

EXAMPLE

Physical shape conforms to-
TYPE-9A
RATIO-1.11
IDENTIFICATION NUMBER-D2TA 17294-AA or 777-AL
PART NUMBER listed is-D2TZ 17294-A

BY APPLICATION

SPEEDOMETER ADAPTER

TACHOMETER ADAPTER

YOU MUST KNOW- Year
Model
Transmission
Ratio
Single or Two Speed Axle

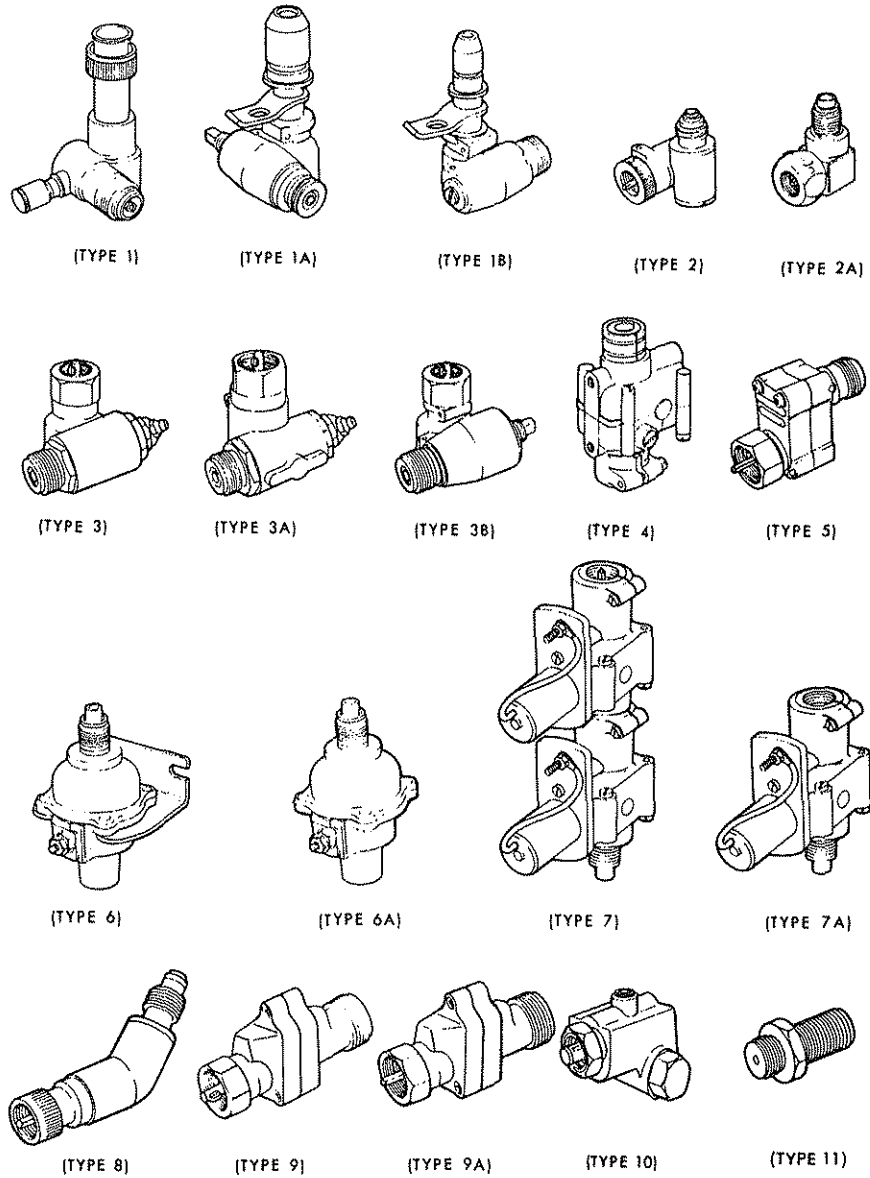
Year
Model
Engine
Ratio
Location

EXAMPLE

YEAR-1990
MODEL-LN700
TRANSMISSION-AT-540
RATIO-1.11 to 1
SINGLE or TWO SPEED AXLE-Single
PART NUMBER listed is-D2TZ 17294-A

YEAR-1990
MODEL-L900 -- line haul instrument panel
ENGINE-Detroit 8V-71
RATIO-1.05 to 1
LOCATION-Located on cowl
PART NUMBER listed is-D0HZ 17294-D

Series of horizontal lines for form completion.



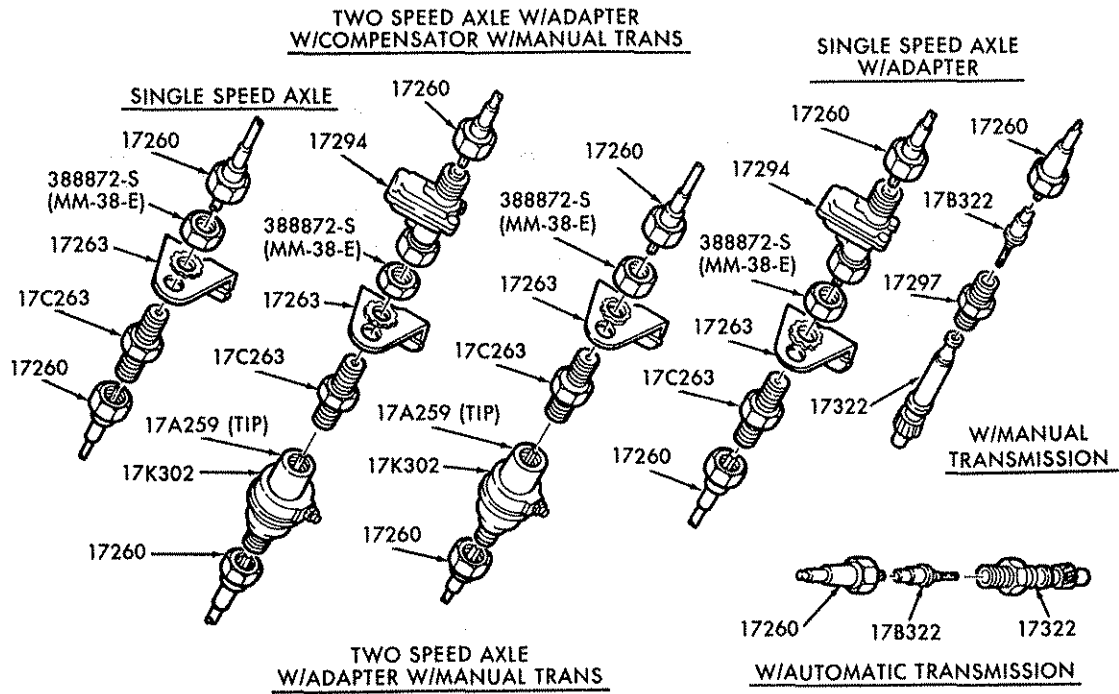
NOTE: REFER TO GROUP 17A259 FOR DRIVE KEY REPLACEMENT

P-10684

● Refer to 17A259 for drive key replacement

SPEEDOMETER and TACHOMETER GEAR ADAPTERS

1990/ TRUCK SERIES 600/900



P-17877

SPEEDOMETER CABLE AND ADAPTERS

1990/
TRUCK SERIES 600/900

TYPE	RATIO	IDENTIFICATION NUMBER	DESCRIPTION	PART NUMBER
17294		ADAPTER (SPEEDOMETER and TACHOMETER)		
(Arranged according to Type)				
1B		D1HA 17375-AA		D1HZ 17A270-A
1B		667-AF		D1HZ 17A270-A
2	1.00	D0HA 17294-A		D0HZ 17294-C
2	1.00	326725-G61		D0HZ 17294-C
2	1.00	C6TA 17B304-B		C6TZ 17A270-D
2	1.00	778-K1.000		C6TZ 17A270-D
2		E1HT 17375-AA		E2HZ 17375-B
2A	1.05	D0HA 17294-B		D0HZ 17294-D
2A	1.05	326725-G62		D0HZ 17294-D
3	.50	C7TA 17375-A		C7TZ 17A270-C
3	.50	652-x.5000		C7TZ 17A270-C
3	1.00	C8TA 17375-C		C8TZ 17A270-C
3	1.00	651-R1.0000		C8TZ 17A270-C
3	1.00	EDC8TA 17375-C2		E3HZ 17375-A
3	1.00	D3HA 17375-AA		D3HZ 17A270-A
4	.68	D1TA 17294-AB	Brown	D1TZ 17294-G
4	.68	675-EB.6857	Brown	D1TZ 17294-G
4	.86	D1TA 17294-BB	Red	D1TZ 17294-H
4	.86	675-EB.8653	Red	D1TZ 17294-H
4	.87	D1TA 17294-CB	Orange	D1TZ 17294-J
4	.87	675-EB.8750	Orange	D1TZ 17294-J
4	.89	C1TT 17294-E		C2TZ 17294-E
4	.89	675-DT.8930		C2TZ 17294-E
4	.91	D1TA 17294-DB	Yellow	D1TZ 17294-K
4	.91	675-EB.9143	Yellow	D1TZ 17294-K
4	1.14	D1TA 17294-EB	Green	D1TZ 17294-L
4	1.14	675-EB1.1471	Green	D1TZ 17294-L
4	1.20	C1TT 17294-D		C2TZ 17294-D
4	1.20	675-DS1.2000		C2TZ 17294-D
4	1.36	C1TT 17294-C		C2TZ 17294-C
4	1.36	675-DR1.3636		C2TZ 17294-C
4	1.50	C5TA 17294-B		C5TZ 17294-B
4	1.50	675-DX1.5000		C5TZ 17294-B
4	1.62	675-DY1.6250		C5TZ 17294-C
4	1.62	C5TA 17294-C		C5TZ 17294-C
4	.73	D4TA 17294-A		D4TZ 17294-A
4	.73	675-EB.7333		D4TZ 17294-A
5	.66	D4HA 17294-MA		D4HZ 17294-F
5	.67	D4HA 17294-KA		D4HZ 17294-D
5	.72	D4HA 17294-LA		D4HZ 17294-E
5	.76	D4HA 17294-JA		D4HZ 17294-C
5	.80	D3HA 17294-JA		D3HZ 17294-J
5	.82	D4HA 17294-GA		D4HZ 17294-A
5	.86	D1TD 17B317-AA		D1TZ 17294-A
5	.86	666-F.8626		D1TZ 17294-A
5	.8653	E0HT 17294-AVA		E0HZ 17294-AV
5	.8653	ES-666S-0.8653		E0HZ 17294-AV
5	.8653	TA2525-0.8653		E0HZ 17294-AV
5	.87	D7HT 17294-CA		D8HZ 17294-B
5	.87	666-S .08653		D8HZ 17294-B
5	.8888	E0HT 17294-AYA		E0HZ 17294-AY
5	.8888	ES-666S-0.8888		E0HZ 17294-AY
5	.8888	TA2525-0.8888		E0HZ 17294-AY
5	.89	D7HT 17294-DA		E0HZ 17294-AY
5	.89	666S 0.8888		E0HZ 17294-AY
5	.8974	E0HT 17294-AZA		E0HZ 17294-AZ
5	.8974	ES-666S-0.8974		E0HZ 17294-AZ

1990/
TRUCK SERIES 600/900

TYPE	RATIO	IDENTIFICATION NUMBER	DESCRIPTION	PART NUMBER
17294 ADAPTER (SPEEDOMETER and TACHOMETER) — Cont'd (Arranged according to Type)				
5	.8974	TA2525-0.8974		EOHZ 17294-AZ
5	.90	D4HA 17294-HA		D4HZ 17294-B
5	.90	D7HT 17294-EA		D8HZ 17294-D
5	.90	666S-0.8974		D8HZ 17294-D
5	.93	D4TA 17B317-AA		D4TZ 17294-P
5	.94	D4TA 17B317-BA		D4TZ 17294-N
5	1.00	C4TS 17375-A		C7TZ 17A270-A
5	1.00	649X		C7TZ 17A270-A
5	1.02	D4TA 17B317-EA		D4TZ 17294-R
5	1.05	D7HT 17294-FA		D8HZ 17294-E
5	1.05	666S-1.0500		D8HZ 17294-E
5	1.0500	E0HT 17294-BAA		EOHZ 17294-BA
5	1.0500	ES-666S-1.0500		EOHZ 17294-BA
5	1.0500	TA2525-1.0500		EOHZ 17294-BA
5	1.11	D7HT 17294-GA		D8HZ 17294-F
5	1.11	666S 1.1111		D8HZ 17294-F
5	1.1111	E0HT 17294-BBA		EOHZ 17294-BB
5	1.1111	ES-666S-1.1111		EOHZ 17294-BB
5	1.1111	ES-666S-1.1111		EOHZ 17294-BB
5	1.20	D7HT 17294-HA		D8HZ 17294-G
5	1.20	666S 1.2020		D8HZ 17294-G
5	1.2020	E0HT 17294-BCA		EOHZ 17294-BC
5	1.2020	666S-1.2020		EOHZ 17294-BC
5	1.2020	TA2525-1.2020		EOHZ 17294-BC
5	1.2500	E0HT 17294-CTA		EOHZ 17294-CT
5	1.2500	666S-1.2500		EOHZ 17294-CT
5	1.2500	TA2525-1.2500		EOHZ 17294-CT
5	1.36	D7HT 17294-JA		D8HZ 17294-H
5	1.36	666S 1.3636		D8HZ 17294-H
5	1.3636	E0HT 17294-BDA		EOHZ 17294-BD
5	1.3636	666S-1.3636		EOHZ 17294-BD
5	1.3636	TA2525-1.3636		EOHZ 17294-BD
5	1.5555	E0HT 17294-CSA		EOHZ 17294-CS
5	1.5555	666S-1.5555		EOHZ 17294-CS
5	1.5555	TA2525-1.5555		EOHZ 17294-CS
5	1.6152	E0HT 17294-BEA		EOHZ 17294-BE
5	1.6152	666S-1.6152		EOHZ 17294-BE
5	1.6152	TA2525-1.6152		EOHZ 17294-BE
5	1.62	D7HT 17294-KA		D8HZ 17294-J
5	1.62	666S 1.6152		D8HZ 17294-J
6		C8TF 17338-A	Less drive key—incl. solenoid and bracket	B9TZ 17294-A
6		49155	Less drive key—incl. solenoid and bracket	B9TZ 17294-A
6		D0HF 17338-A		D0HZ 17294-A
6A		B9TF 17294-E	Incl. drive key and solenoid	B9TF 17294-E
6A	2 speed	E0HT 17294-BLA		EOHZ 17294-BL
6A	2 speed	109453		EOHZ 17294-BL
6A		E2HT 17K302-AA		E2HZ 17K302-A
7A		FEM 17294-A		B7T 17294-A
7A		779-D		B7T 17294-A
8		D8HT 17375-AA		D8HZ 17294-K
8		778-A		D8HZ 17294-K
8		D8HT 17375-AA		E2HZ 17375-A
9A	.45	D2HA 17294-BA		D2HZ 17294-B
9A	.45	777-AL.4561		D2HZ 17294-B
9A	.47	D2HA 17294-CA		D2HZ 17294-C
9A	.47	777-AL.4761		D2HZ 17294-C

1990/ TRUCK SERIES 600/900

TYPE	RATIO	IDENTIFICATION NUMBER	DESCRIPTION	PART NUMBER
17294 ADAPTER (SPEEDOMETER and TACHOMETER) — Cont'd				
(Arranged according to Type)				
9A	.50	C9HS 17294-G		C9HZ 17294-G
9A	.50	777-AL.500		C9HZ 17294-G
9A	.5000	E0HT 17294-CMA		E0HZ 17294-CM
9A	.5000	777-AL-0.5000		E0HZ 17294-CM
9A	.5000	TB2525-0.5000		E0HZ 17294-CM
9A	.6037	E0HT 17294-CHA		E0HZ 17294-CH
9A	.6037	777-AL-0.6037		E0HZ 17294-CH
9A	.6037	TB2525-0.6037		E0HZ 17294-CH
9A	.66	D3HA 17294-GA		D3HZ 17294-G
9A	.66	777-AL.6617		D3HZ 17294-G
9A	.6617	E0HT 17294-ACA		E0HZ 17294-AC
9A	.6617	777-AL-0.6617		E0HZ 17294-AC
9A	.6617	TB2525-0.6617		E0HZ 17294-AC
9A	.6666	E0HT 17294-CRA		E0HZ 17294-CR
9A	.6666	777-AL-0.6666		E0HZ 17294-CR
9A	.6666	TB2525-0.6666		E0HZ 17294-CR
9A	.6740	E0HT 17294-AAA		E0HZ 17294-AA
9A	.6740	777-AL-0.6740		E0HZ 17294-AA
9A	.6740	TB2525-0.6740		E0HZ 17294-AA
9A	.7222	E0HT 17294-ABA		E0HZ 17294-AB
9A	.7222	777-AL-0.7222		E0HZ 17294-AB
9A	.7222	TB2525-0.7222		E0HZ 17294-AB
9A	.7333	E0HT 17294-CGA		E0HZ 17294-CG
9A	.7333	777-AL-0.7333		E0HZ 17294-CG
9A	.7333	TB2525-0.7333		E0HZ 17294-CG
9A	.76	D3HA 17294-EA		D3HZ 17294-E
9A	.76	777-AL.7647		D3HZ 17294-E
9A	.7647	E0HT 17294-ZA		E0HZ 17294-Z
9A	.7647	777-AL-0.7647		E0HZ 17294-Z
9A	.7647	TB2525-0.7647		E0HZ 17294-Z
9A	.80	D3HA 17294-FA		D3HZ 17294-F
9A	.80	777-AL.8000		D3HZ 17294-F
9A	.8000	E0HT 17294-UA		E0HZ 17294-U
9A	.8000	777-AL-0.8000		E0HZ 17294-U
9A	.8000	TB2525-0.8000		E0HZ 17294-U
9A	.8095	E3HT 17294-CVA		E3HZ 17294-B
9A	.8095	1B10471-.8095		E3HZ 17294-B
9A	.8241	E0HT 17294-VA		E0HZ 17294-V
9A	.8241	777-AL-0.8241		E0HZ 17294-V
9A	.8241	TB2525-0.8241		E0HZ 17294-V
9A	.8319	E0HT 17294-CJA		E0HZ 17294-CJ
9A	.8319	777-AL-0.8319		E0HZ 17294-CJ
9A	.8319	TB2525-0.8319		E0HZ 17294-CJ
9A	.8653	E0HT 17294-KA		E0HZ 17294-K
9A	.8653	777-AL-0.8653		E0HZ 17294-K
9A	.8653	TB2525-0.8653		E0HZ 17294-K
9A	.8723	E0HT 17294-TA		E0HZ 17294-T
9A	.8723	777-AL-0.8723		E0HZ 17294-T
9A	.8723	TB2525-0.8723		E0HZ 17294-T
9A	.8797	E0HT 17294-LA		E0HZ 17294-L
9A	.8797	777-AL-0.8797		E0HZ 17294-L
9A	.8797	TB2525-0.8797		E0HZ 17294-L
9A	.8888	E0HT 17294-RA		E0HZ 17294-R
9A	.8888	777-AL-0.8888		E0HZ 17294-R
9A	.8888	TB2525-0.8888		E0HZ 17294-R
9A	.90	D2TA 17294-FA		D3TZ 17294-A

**1990/
TRUCK SERIES 600/900**

TYPE	RATIO	IDENTIFICATION NUMBER	DESCRIPTION	PART NUMBER
17294 ADAPTER (SPEEDOMETER and TACHOMETER) — Cont'd				
(Arranged according to Type)				
9A	.90	777-AL-9000		D3TZ 17294-A
9A	.9000	E0HT 17294-YA		E0HZ 17294-Y
9A	.9000	777-AL-0.9000		E0HZ 17294-Y
9A	.9000	TB2525-0.9000		E0HZ 17294-Y
9A	.9122	E0HT 17294-HA		E0HZ 17294-H
9A	.9122	777-AL-0.9122		E0HZ 17294-H
9A	.9122	TB2525-0.9122		E0HZ 17294-H
9A	.9183	E0HT 17294-JA		E0HZ 17294-J
9A	.9183	777-AL-0.9183		E0HZ 17294-J
9A	.9183	TB2525-0.9183		E0HZ 17294-J
9A	.9743	E0HT 17294-CKA		E0HZ 17294-CK
9A	.9743	777-AL-0.9743		E0HZ 17294-CK
9A	.9743	TB2525-0.9743		E0HZ 17294-CK
9A	.9908	E0HT 17294-SA		E0HZ 17294-S
9A	.9908	777-AL-0.9908		E0HZ 17294-S
9A	.9908	TB2525-0.9908		E0HZ 17294-S
9A	1.0090	E0HT 17294-MA		E0HZ 17294-M
9A	1.0090	777-AL-1.0090		E0HZ 17294-M
9A	1.0090	TB2525-1.0090		E0HZ 17294-M
9A	1.0181	E0HT 17294-AHA		E0HZ 17294-AH
9A	1.0181	777-AL-1.0181		E0HZ 17294-AH
9A	1.0181	TB2525-1.0181		E0HZ 17294-AH
9A	1.02	D4TA 17294-JA		D4TZ 17294-E
9A	1.0263	E0HT 17294-CLA		E0HZ 17294-CL
9A	1.0263	777-AL-1.0263		E0HZ 17294-CL
9A	1.0263	TB2525-1.0263		E0HZ 17294-CL
9A	1.0370	E0HT 17294-DA		E0HZ 17294-D
9A	1.0370	777-AL-1.0370		E0HZ 17294-D
9A	1.0370	TB2525-1.0370		E0HZ 17294-D
9A	1.05	D2HA 17294-AA		D2HZ 17294-A
9A	1.05	777-AL1.0588		D2HZ 17294-A
9A	1.05	D4TA 17294-GA		D4TZ 17294-D
9A	1.0500	E0HT 17294-AGA		E0HZ 17294-AG
9A	1.0500	777-AL-1.0500		E0HZ 17294-AG
9A	1.0500	TB2525-1.0500		E0HZ 17294-AG
9A	1.0888	E0HT 17294-ANA		E0HZ 17294-AN
9A	1.0888	777-AL-1.0888		E0HZ 17294-AN
9A	1.0888	TB2525-1.0888		E0HZ 17294-AN
9A	1.09	D4TA 17294-UA		D4TZ 17294-K
9A	1.0961	E0HT 17294-EA		E0HZ 17294-E
9A	1.0961	777-AL-1.0961		E0HZ 17294-E
9A	1.0961	TB2525-1.0961		E0HZ 17294-E
9A	1.11	D2TA 17294-AA		D2TZ 17294-A
9A	1.11	777-AL1.1111		D2TZ 17294-A
9A	1.1111	E0HT 17294-CCA		E0HZ 17294-CC
9A	1.1111	777-AL-1.1111		E0HZ 17294-CC
9A	1.1111	TB2525-1.1111		E0HZ 17294-CC
9A	1.1555	E0HT 17294-ASA		E0HZ 17294-AS
9A	1.1555	777-AL-1.1555		E0HZ 17294-AS
9A	1.1555	TB2525-1.1555		E0HZ 17294-AS
9A	1.16	D4TA 17294-YA		D4TZ 17294-M
9A	1.1763	E0HT 17294-FA		E0HZ 17294-F
9A	1.1763	777-AL-1.1763		E0HZ 17294-F
9A	1.1763	TB2525-1.1763		E0HZ 17294-F
9A	1.1890	E0HT 17294-GA		E0HZ 17294-G
9A	1.1890	777-AL-1.1890		E0HZ 17294-G
9A	1.1890	TB2525-1.1890		E0HZ 17294-G
9A	1.20	D4TA 17294-DA		D4TZ 17294-C

1990/
TRUCK SERIES 600/900

TYPE	RATIO	IDENTIFICATION NUMBER	DESCRIPTION	PART NUMBER
17294 ADAPTER (SPEEDOMETER and TACHOMETER) — Cont'd				
(Arranged according to Type)				
9A	1.2000	E0HT 17294-BGA		E0HZ 17294-BG
9A	1.2000	777-AL-1.2000		E0HZ 17294-BG
9A	1.2000	TB2525-1.2000		E0HZ 17294-BG
9A	1.2020	E0HT 17294-AFA		E0HZ 17294-AF
9A	1.2020	777-AL-1.2020		E0HZ 17294-AF
9A	1.2020	TB2525-1.2020		E0HZ 17294-AF
9A	1.2133	E0HT 17294-CA		E0HZ 17294-C
9A	1.2133	777-AL-1.2133		E0HZ 17294-C
9A	1.2133	TB2525-1.2133		E0HZ 17294-C
9A	1.25	D4TA 17294-VA		D4TZ 17294-L
9A	1.2500	E0HT 17294-ARA		E0HZ 17294-AR
9A	1.2500	777-AL-1.2500		E0HZ 17294-AR
9A	1.2500	TB2525-1.2500		E0HZ 17294-AR
9A	1.30	D2TA 17294-BA		D2TZ 17294-B
9A	1.30	777-AL1.3000		D2TZ 17294-B
9A	1.3000	E0HT 17294-CDA		E0HZ 17294-CD
9A	1.3000	777-AL-1.3000		E0HZ 17294-CD
9A	1.3000	TB2525-1.3000		E0HZ 17294-CD
9A	1.3077	E0HT 17294-AEA		E0HZ 17294-AE
9A	1.3077	777-AL-1.3077		E0HZ 17294-AE
9A	1.3077	TB2525-1.3077		E0HZ 17294-AE
9A	1.31	D4TA 17294-BA		D4TZ 17294-B
9A	1.3235	E0HT 17294-AMA		E0HZ 17294-AM
9A	1.3235	777-AL-1.3235		E0HZ 17294-AM
9A	1.3235	TB2525-1.3235		E0HZ 17294-AM
9A	1.33	D4TA 17294-RA		D4TZ 17294-H
9A	1.3313	E0HT 17294-ALA		E0HZ 17294-AL
9A	1.3313	777-AL-1.3313		E0HZ 17294-AL
9A	1.3313	TB2525-1.3313		E0HZ 17294-AL
9A	1.3393	E0HT 17294-BA		E0HZ 17294-B
9A	1.3393	777-AL-1.3393		E0HZ 17294-B
9A	1.3393	TB2525-1.3393		E0HZ 17294-B
9A	1.36	D4TA 17294-NA		D4TZ 17294-F
9A	1.3636	E0HT 17294-AKA		E0HZ 17294-AK
9A	1.3636	777-AL-1.3636		E0HZ 17294-AK
9A	1.3636	TB2525-1.3636		E0HZ 17294-AK
9A	1.38	D4TA 17294-SA		D4TZ 17294-J
9A	1.44	D4TA 17294-MA		D4TZ 17294-G
9A	1.4400	E0HT 17294-AJA		E0HZ 17294-AJ
9A	1.4400	777-AL-1.4400		E0HZ 17294-AJ
9A	1.4400	TB2525-1.4400		E0HZ 17294-AJ
9A	1.4615	E3HT 17294-CYA		E3HZ 17294-C
9A	1.4615	1B10471-1.4615		E3HZ 17294-C
9A	1.4835	1B10471-1.4835		E4HZ 17294-A
9A	1.4835	E4HT 17294-BTA		E4HZ 17294-A
9A	1.5000	E0HT 17294-CEA		E0HZ 17294-CE
9A	1.5000	777-AL-1.5000		E0HZ 17294-CE
9A	1.5000	TB2525-1.5000		E0HZ 17294-CE
9A	1.5454	1B10471-1.5454		E4HZ 17294-B
9A	1.5454	E4HT 17294-BUA		E4HZ 17294-B
9A	1.6152	E0HT 17294-CNA		E0HZ 17294-CN
9A	1.6152	777-AL-1.6152		E0HZ 17294-CN
9A	1.6152	TB2525-1.6152		E0HZ 17294-CN
9A	1.6863	1B10471-1.6863		E4HZ 17294-C
9A	1.6863	E4HT 17294-BVA		E4HZ 17294-C
9A	1.7307	1B10471-1.7307		E4HZ 17294-D
9A	1.7307	E4HT 17294-BYA		E4HZ 17294-D

1990/
TRUCK SERIES 600/900

TYPE	RATIO	IDENTIFICATION NUMBER	DESCRIPTION	PART NUMBER
17294 ADAPTER (SPEEDOMETER and TACHOMETER) — Cont'd (Arranged according to Type)				
9A	1.7515	E3HT 17294-CUA		E3HZ 17294-A
9A	1.7515	TB2525-1.7515		E3HZ 17294-A
9A	1.8000	E3HT 17294-CZA		E3HZ 17294-D
9A	1.8000	1B10471-1.8000		E3HZ 17294-D
9A	1.8285	E6HT 17294-DA1A		E6HZ 17294-G
9A	2.0000	E6HT 17294-DB1A		E6HZ 17294-H
9A	2.1000	E6HT 17294-DC1A		E6HZ 17294-J
9A	2.1360	E6HT 17294-DD1A		E6HZ 17294-K
9A	2.1923	E6HT 17294-DE1A		E6HZ 17294-L
9A	2.2500	E6HT 17294-DF1A		E6HZ 17294-M
10	1.00	D7HT 17375-BA	Uses D9HZ 17A259-A key	C8TZ 17A270-C
10	1.00	SAD1H23CA	Uses D9HZ 17A259-A key	C8TZ 17A270-C
11		E0HT 17294-BJA		E0HZ 17294-BJ
11		S-129		E0HZ 17294-BJ
11		1A158-RS		E0HZ 17294-BJ
11		E2HT 17C263-B1A		E2HZ 17C263-A
11		D7HT 17294-AA		DOHZ 17K267-B
11		E2HT 17K267-AA		D8HZ 17K267-A

IDENTIFICATION	SERVICE NUMBER	RATIO	IDENTIFICATION	SERVICE NUMBER	RATIO
----------------	----------------	-------	----------------	----------------	-------

IDENTIFICATION CHART

17294 ADAPTER (SPEEDOMETER and TACHOMETER) (Arranged according to Identification Number)					
E2HT 17C263-B1A	E2HZ 17C263-A		D4TA 17294-BA	D4TZ 17294-B	1.31
E2HT 17K267-AA	D8HZ 17K267-A		D4TA 17294-DA	D4TZ 17294-C	1.20
B9TF 17294-E	B9TF 17294-E	.73	D4TA 17294-GA	D4TZ 17294-D	1.05
C1TT 17294-C	C2TZ 17294-C	1.36	D4TA 17294-JA	D4TZ 17294-E	1.02
C1TT 17294-D	C2TZ 17294-D	1.20	D4TA 17294-MA	D4TZ 17294-F	1.44
C1TT 17294-E	C2TZ 17294-E	.89	D4TA 17294-NA	D4TZ 17294-F	1.36
C5TA 17294-B	C5TZ 17294-B	1.50	D4TA 17294-RA	D4TZ 17294-H	1.33
C5TA 17294-C	C5TZ 17294-C	1.62	D4TA 17294-SA	D4TZ 17294-J	1.38
C9HS 17294-G	C9HZ 17294-G	.50	D4TA 17294-UA	D4TZ 17294-K	1.09
DOHA 17294-A	DOHZ 17294-C	1.00	D4TA 17294-VA	D4TZ 17294-L	1.25
DOHA 17294-B	DOHZ 17294-D	1.05	D4TA 17294-YA	D4TZ 17294-M	1.16
DOHF 17294-A	DOHZ 17294-A		D7HT 17294-AA	DOHZ 17K267-B	
D1TA 17294-AB	D1TZ 17294-G	.68	D7HT 17294-BA	D8HZ 17K267-A	1.00
D1TA 17294-BB	D1TZ 17294-H	.86	D7HT 17294-CA	D8HZ 17294-B	.87
D1TA 17294-CB	D1TZ 17294-J	.87	D7HT 17294-DA	E0HZ 17294-AY	.89
D1TA 17294-DB	D1TZ 17294-K	.91	D7HT 17294-EA	D8HZ 17294-D	.90
D1TA 17294-EB	D1TZ 17294-L	1.14	D7HT 17294-FA	D8HZ 17294-E	1.05
D2HA 17294-AA	D2HZ 17294-A	1.05	D7HT 17294-GA	D8HZ 17294-F	1.11
D2HA 17294-BA	D2HZ 17294-B	.45	D7HT 17294-HA	D8HZ 17294-G	1.20
D2HA 17294-CA	D2HZ 17294-C	.47	D7HT 17294-JA	D8HZ 17294-H	1.36
D2TA 17294-AA	D2TZ 17294-A	1.11	D7HT 17294-KA	D8HZ 17294-J	1.62
D2TA 17294-BA	D2TZ 17294-B	1.30	E0HT 17294-BA	E0HZ 17294-B	1.3393
D2TA 17294-CA	D3TZ 17294-C	1.50	E0HT 17294-CA	E0HZ 17294-C	1.2133
D2TA 17294-EA	D3TZ 17294-E	1.60	E0HT 17294-DA	E0HZ 17294-D	1.0370
D2TA 17294-FA	D3TZ 17294-A	.90	E0HT 17294-EA	E0HZ 17294-E	1.0961
D3HA 17294-EA	D3HZ 17294-E	.76	E0HT 17294-FA	E0HZ 17294-F	1.1763
D3HA 17294-FA	D3HZ 17294-F	.80	E0HT 17294-GA	E0HZ 17294-G	1.1890
D3HA 17294-GA	D3HZ 17294-G	.66	E0HT 17294-HA	E0HZ 17294-H	.9122
D3HA 17294-HA	D3HZ 17294-H	.73	E0HT 17294-JA	E0HZ 17294-J	.9183
D3HA 17294-JA	D3HZ 17294-J	.80	E0HT 17294-KA	E0HZ 17294-K	.8653
D4HA 17294-GA	D4HZ 17294-A	.82	E0HT 17294-LA	E0HZ 17294-L	.8797
D4HA 17294-HA	D4HZ 17294-B	.90	E0HT 17294-MA	E0HZ 17294-M	1.0090
D4HA 17294-JA	D4HZ 17294-C	.76	E0HT 17294-RA	E0HZ 17294-R	.8888
D4HA 17294-KA	D4HZ 17294-D	.67	E0HT 17294-SA	E0HZ 17294-S	.9908
D4HA 17294-LA	D4HZ 17294-E	.72	E0HT 17294-TA	E0HZ 17294-T	.8723
D4HA 17294-MA	D4HZ 17294-F	.66	E0HT 17294-UA	E0HZ 17294-U	.8000
D4HS 17294-B	D4HS 17294-B	1.023	E0HT 17294-VA	E0HZ 17294-V	.8241
D4TA 17294-AA	D4TZ 17294-A	.73	E0HT 17294-YA	E0HZ 17294-Y	.9000

1990/
TRUCK SERIES 600/900

IDENTIFICATION	SERVICE NUMBER	RATIO	IDENTIFICATION	SERVICE NUMBER	RATIO
IDENTIFICATION CHART — Cont'd					
17294 ADAPTER (SPEEDOMETER and TACHOMETER)					
(Arranged according to Identification Number)					
EOHT 17294-ZA	EOHZ 17294-Z	.7647	E6HT 17294-DE1A	E6HZ 17294-L	2.1923
EOHT 17294-AAA	EOHZ 17294-AA	.6740	E6HT 17294-DF1A	E6HZ 17294-M	2.2500
EOHT 17294-ABA	EOHZ 17294-AB	.7222	FEM 17294-A	B7T 17294-A	
EOHT 17294-ACA	EOHZ 17294-AC	.6617	87HU 17294-GA3A	E7HZ 17294-D	1.1875
EOHT 17294-AEA	EOHZ 17294-AE	1.3077	E2HT 17K302-AA	E2HZ 17K302-A	
EOHT 17294-AFA	EOHZ 17294-AF	1.2020	C6TA 17B304-B	C6TZ 17A270-D	1.00
EOHT 17294-AGA	EOHZ 17294-AG	1.0500	D1TD 17B317-AA	D1TZ 17294-A	.86
EOHT 17294-AHA	EOHZ 17294-AH	1.0181	D4TA 17B317-AA	D4TZ 17294-P	.93
EOHT 17294-AJA	EOHZ 17294-AJ	1.4400	D4TA 17B317-BA	D4TZ 17294-N	.94
EOHT 17294-AKA	EOHZ 17294-AK	1.3636	D4TA 17B317-EA	D4TZ 17294-R	1.02
EOHT 17294-ALA	EOHZ 17294-AL	1.3313	C8TF 17338-A	B9TZ 17294-A	
EOHT 17294-AMA	EOHZ 17294-AM	1.3235	DOHF 17338-A	DOHZ 17294-A	
EOHT 17294-ANA	EOHZ 17294-AN	1.0888	C4TS 17375-A	C7TZ 17A270-A	1.00
EOHT 17294-ARA	EOHZ 17294-AR	1.2500	C7TA 17375-A	C7TZ 17A270-C	.50
EOHT 17294-ASA	EOHZ 17294-AS	1.1555	C8TA 17375-C	C8TZ 17A270-C	1.00
EOHT 17294-AVA	EOHZ 17294-AV	.8653	EDC8TA 17375-C2	E3HZ 17375-A	1.00
EOHT 17294-AYA	EOHZ 17294-AY	.8888	D1HA 17375-AA	D1HZ 17A270-A	1.00
EOHT 17294-AZA	EOHZ 17294-AZ	.8974	D3HA 17375-AA	C8TZ 17A270-C	1.00
EOHT 17294-BAA	EOHZ 17294-BA	1.0500	D7HT 17375-BA	C8TZ 17A270-C	1.00
EOHT 17294-BBA	EOHZ 17294-BB	1.1111	D8HT 17375-AA	D8HZ 17294-K	
EOHT 17294-BCA	EOHZ 17294-BC	1.2020	D8HT 17375-AA	E2HZ 17375-A	1.00
EOHT 17294-BDA	EOHZ 17294-BD	1.3636	E1HT 17375-AA	E2HZ 17375-B	1.00
EOHT 17294-BEA	EOHZ 17294-BE	1.6152	1B10471-.8095	E3HZ 17294-B	.8095
EOHT 17294-BGA	EOHZ 17294-BG	1.2000	1B10471-1.4615	E3HZ 17294-C	1.4615
EOHT 17294-BJA	EOHZ 17294-BJ		1B10471-1.4835	E4HZ 17294-A	1.4835
EOHT 17294-BLA	EOHZ 17294-BL	2 speed	1B10471-1.5454	E4HZ 17294-B	1.5454
EOHT 17294-CCA	EOHZ 17294-CC	1.1111	1B10471-1.6863	E4HZ 17294-C	1.6863
EOHT 17294-CDA	EOHZ 17294-CD	1.3000	1B10471-1.7307	E4HZ 17294-D	1.7307
EOHT 17294-CEA	EOHZ 17294-CE	1.5000	1B10471-1.8000	E3HZ 17294-D	1.8000
EOHT 17294-CGA	EOHZ 17294-CG	.7333	S-129	EOHZ 17294-BJ	
EOHT 17294-CHA	EOHZ 17294-CH	.6037	SAD1H23CA	C8TZ 17A270-C	1.00
EOHT 17294-CJA	EOHZ 17294-CJ	.8319	TA2525-1.2020	EOHZ 17294-BC	1.2020
EOHT 17294-CKA	EOHZ 17294-CK	.9743	TA2525-1.2500	EOHZ 17294-CT	1.2500
EOHT 17294-CLA	EOHZ 17294-CL	1.0263	TA2525-1.3636	EOHZ 17294-BD	1.3636
EOHT 17294-CMA	EOHZ 17294-CM	.5000	TA2525-1.5555	EOHZ 17294-CS	1.5555
EOHT 17294-CNA	EOHZ 17294-CN	1.6152	TA2525-1.6152	EOHZ 17294-BE	1.6152
EOHT 17294-CRA	EOHZ 17294-CR	.6666	TB2525-0.5000	EOHZ 17294-CM	.5000
EOHT 17294-CSA	EOHZ 17294-CS	1.5555	TB2525-0.6037	EOHZ 17294-CH	.6037
EOHT 17294-CTA	EOHZ 17294-CT	1.2500	TB2525-0.6617	EOHZ 17294-AC	.6617
E3HT 17294-CUA	E3HZ 17294-A	1.7515	TB2525-0.6666	EOHZ 17294-CR	.6666
E3HT 17294-CVA	E3HZ 17294-B	.8095	TB2525-0.6740	EOHZ 17294-AA	.6740
E3HT 17294-CYA	E3HZ 17294-C	1.4615	TB2525-0.7222	EOHZ 17294-AB	.7222
E3HT 17294-CZA	E3HZ 17294-D	1.8000	TB2525-0.7333	EOHZ 17294-CG	.7333
E4HT 17294-BTA	E4HZ 17294-A	1.4835	TB2525-0.7647	EOHZ 17294-Z	.7647
E4HT 17294-BUA	E4HZ 17294-B	1.5454	TB2525-0.8000	EOHZ 17294-U	.8000
E4HT 17294-BV2	E4HZ 17294-C	1.6863	TB2525-0.8241	EOHZ 17294-V	.8241
E4HT 17294-BYA	E4HZ 17294-D	1.7307	TB2525-0.8319	EOHZ 17294-CJ	.8319
E5HT 17294-BA	EOHZ 17294-AJ	1.4400	TB2525-0.8653	EOHZ 17294-K	.8653
E5HT 17294-CA	EOHZ 17294-AM	1.3235	TB2525-0.8723	EOHZ 17294-T	.8723
E5HT 17294-EA	EOHZ 17294-BG	1.2000	TB2525-0.8797	EOHZ 17294-L	.8797
E5HT 17294-FA	E4HZ 17294-A	1.4835	TB2525-0.8888	EOHZ 17294-R	.8888
E5HT 17294-GA	EOHZ 17294-CC	1.1111	TB2525-0.9000	EOHZ 17294-Y	.9000
E5HT 17294-GE3A	E6HZ 17294-E	1.5000	TB2525-0.9122	EOHZ 17294-H	.9122
E5HT 17294-G3A	E6HZ 17294-F	1.1875	TB2525-0.9183	EOHZ 17294-J	.9183
E6HT 17294-DA1A	E6HZ 17294-G	1.8285	TB2525-0.9743	EOHZ 17294-CK	.9743
E6HT 17294-DB1A	E6HZ 17294-H	2.0000	TB2525-0.9908	EOHZ 17294-S	.9908
E6HT 17294-DC1A	E6HZ 17294-J	2.1000	TB2525-1.0090	EOHZ 17294-M	1.0090
E6HT 17294-DD1A	E6HZ 17294-K	2.1360	TB2525-1.0181	EOHZ 17294-AH	1.0181

1990/
TRUCK SERIES 600/900

IDENTIFICATION	SERVICE NUMBER	RATIO	IDENTIFICATION	SERVICE NUMBER	RATIO
IDENTIFICATION CHART — Cont'd					
17294	ADAPTER (SPEEDOMETER and TACHOMETER)				
(Arranged according to Identification Number)					
TB2525-1.0263	EOHZ 17294-CL	1.0263	777-AL.5000	C9HZ 17294-G	.50
TB2525-1.0370	EOHZ 17294-D	1.0370	777-AL 0.5000	EOHZ 17294-CM	.5000
TB2525-1.0500	EOHZ 17294-AG	1.0500	777-AL 0.6037	EOHZ 17294-CH	.6037
TB2525-1.0888	EOHZ 17294-AN	1.0888	777-AL.6617	D3HZ 17294-G	.66
TB2525-1.0961	EOHZ 17294-E	1.0961	777-AL 0.6617	EOHZ 17294-AC	.6617
TB2525-1.1111	EOHZ 17294-CC	1.1111	777-AL 0.6666	EOHZ 17294-CR	.6666
TB2525-1.1555	EOHZ 17294-AS	1.1555	777-AL 0.6740	EOHZ 17294-AA	.6740
TB2525-1.1763	EOHZ 17294-F	1.1763	777-AL 0.7222	EOHZ 17294-AB	.7222
TB2525-1.1890	EOHZ 17294-G	1.1890	777-AL 0.7333	EOHZ 17294-CG	.7333
TB2525-1.2000	EOHZ 17294-BG	1.2000	777-AL.7647	D3HZ 17294-E	.76
TB2525-1.2020	EOHZ 17294-AF	1.2020	777-AL 0.7647	EOHZ 17294-Z	.7647
TB2525-1.2133	EOHZ 17294-C	1.2133	777-AL.8000	D3HZ 17294-F	.80
TB2525-1.2500	EOHZ 17294-AR	1.2500	777-AL 0.8000	EOHZ 17294-U	.8000
TB2525-1.3000	EOHZ 17294-CD	1.3000	777-AL 0.8241	EOHZ 17294-V	.8241
TB2525-1.3077	EOHZ 17294-AE	1.3077	777-AL 0.8319	EOHZ 17294-CJ	.8319
TB2525-1.3235	EOHZ 17294-AM	1.3235	777-AL 0.8653	EOHZ 17294-K	.8653
TB2525-1.3313	EOHZ 17294-AL	1.3313	777-AL 0.8723	EOHZ 17294-T	.8723
TB2525-1.3393	EOHZ 17294-B	1.3393	777-AL 0.8797	EOHZ 17294-L	.8797
TB2525-1.3636	EOHZ 17294-AK	1.3636	777-AL 0.8888	EOHZ 17294-R	.8888
TB2525-1.4400	EOHZ 17294-AJ	1.4400	777-AL.9000	D3TZ 17294-A	.90
TB2525-1.5000	EOHZ 17294-CE	1.5000	777-AL 0.9000	EOHZ 17294-Y	.9000
TB2525-1.6152	EOHZ 17294-CN	1.6152	777-AL 0.9122	EOHZ 17294-H	.9122
TB2525-1.7515	E3HZ 17294-A	1.7515	777-AL 0.9183	EOHZ 17294-J	.9183
1A158-RS	EOHZ 17294-BJ		777-AL 0.9743	EOHZ 17294-CK	.9743
649-X	C7TZ 17A270-A		777-AL 0.9908	EOHZ 17294-S	.9908
651-R 1.00	C8TZ 17A270-C	1.00	777-AL 1.0090	EOHZ 17294-M	1.0090
652-X.5000	C7TZ 17A270-C	.50	777-AL 1.0181	EOHZ 17294-AH	1.0181
666-B 1.2020	D2HS 17294-FA		777-AL 1.0263	EOHZ 17294-CL	1.0263
666-F.8626	D1TZ 17294-A	.86	777-AL 1.0370	EOHZ 17294-D	1.0370
666-S 0.8653	D8HZ 17294-B	.87	777-AL 1.0588	D2HZ 17294-A	1.05
666-S 0.8888	EOHZ 17294-AY	.89	777-AL 1.0500	EOHZ 17294-AG	1.0500
666-S 0.8974	D8HZ 17294-D	.90	777-AL 1.0888	EOHZ 17294-AN	1.0888
666-S 1.0500	D8HZ 17294-E	1.05	777-AL 1.0961	EOHZ 17294-E	1.0961
666-S 1.1111	D8HZ 17294-F	1.11	777-AL 1.1111	D2TZ 17294-A	1.11
666-S 1.2020	D8HZ 17294-G	1.20	777-AL 1.1111	EOHZ 17294-CC	1.1111
666-S 1.2020	EOHZ 17294-BC	1.2020	777-AL 1.1555	EOHZ 17294-AS	1.1555
666-S 1.2500	EOHZ 17294-CT	1.2500	777-AL 1.1763	EOHZ 17294-F	1.1763
666-S 1.3636	D8HZ 17294-H	1.36	777-AL 1.1890	EOHZ 17294-G	1.1890
666-S 1.3636	EOHZ 17294-BD	1.3636	777-AL 1.2000	EOHZ 17294-BG	1.2000
666-S 1.3636	EOHZ 17294-CS	1.5555	777-AL 1.2020	EOHZ 17294-AF	1.2020
666-S 1.6152	D8HZ 17294-J	1.6152	777-AL 1.2133	EOHZ 17294-C	1.2133
666-S 1.6152	EOHZ 17294-BE	1.6152	777-AL 1.2500	EOHZ 17294-AR	1.2500
667-MX-1.000	C8TZ 17A270-C	1.00	777-AL 1.3000	D2TZ 17294-B	1.30
675-DR 1.3636	C2TZ 17294-C	1.36	777-AL 1.3000	EOHZ 17294-CD	1.3000
675-DS 1.2000	C2TZ 17294-D	1.20	777-AL 1.3077	EOHZ 17294-AE	1.3077
675-DT.8930	C2TZ 17294-E	.89	777-AL 1.3235	EOHZ 17294-AM	1.3235
675-DX 1.5000	C5TZ 17294-B	1.50	777-AL 1.3313	EOHZ 17294-AL	1.3313
675-DY 1.6250	C5TZ 17294-C	1.62	777-AL 1.3393	EOHZ 17294-B	1.3393
675-FB.6857	D1TZ 17294-G	.68	777-AL 1.3636	EOHZ 17294-AK	1.3636
675-EB.7333	D4TZ 17294-A	.73	777-AL 1.4400	EOHZ 17294-AJ	1.4400
675-EB.8653	D1TZ 17294-H	.86	777-AL 1.5000	EOHZ 17294-CE	1.5000
675-EB.8750	D1TZ 17294-J	.87	777-AL 1.6152	EOHZ 17294-CN	1.6152
675-EB.9143	D1TZ 17294-K	.91	777-AL 1.8285	E6HZ 17294-G	1.8285
675-EB 1.1471	D1TZ 17294-L	1.14	777-AL 2.0000	E6HZ 17294-H	2.0000
777-B 1.0714	D2HS 17294-SA		777-AL 2.1000	E6HZ 17294-J	2.1000
777-AL.4561	D2HZ 17294-B	.45	777-AL 2.1360	E6HZ 17294-K	2.1360
777-AL.4761	D2HZ 17294-C	.47	777-AL 2.1923	E6HZ 17294-L	2.1923
			777-AL 2.2500	E6HZ 17294-M	2.2500

**1990/
TRUCK SERIES 600/900**

IDENTIFICATION	SERVICE NUMBER	RATIO	IDENTIFICATION	SERVICE NUMBER	RATIO
IDENTIFICATION CHART — Cont'd					
17294	ADAPTER (SPEEDOMETER and TACHOMETER)				
(Arranged according to Identification Number)					
778-A	D8HZ 17294-K		3277-084	★ 17294	
778-K 1.000	C6TZ 17A270-D	1.00		Order from	
779-D	B7T 17294-A			Cummins engine	
779R	C4TZ 17294-B		6092	C8TZ 17A270-C	
779W	C4TZ 17294-B		49155	B9TZ 17294-A	
779X	C4TZ 17294-B		109453	EOHZ 17294-BL	2 speed
			326725-G61	DOHZ 17294-C	1.00
			326725-G62	DOHZ 17294-D	1.05

APPLICATION CHART								
17294 ADAPTER (SPEEDOMETER and TACHOMETER) - Refer to gear chart (17285)- in section 172.								
YEAR	MODEL	ENGINE				RATIO INCHES	DESCRIPTION	PART NUMBER
		MAKE	MODEL	CYL	C.I.D.			
17294	ADAPTER							

TACHOMETER—also refer to group 17375

NOTES: Cat.—Caterpillar, Cum.—Cummins, Det.—Detroit, F.—Ford

90	CF600/800 -- diesel	All		6	402,476		Located behind speedometer	B9TF 17294-E
90	CF600/800 -- diesel	All		6	402,476	1.1875		E6HZ 17294-F
90	CF600/800 -- diesel	All		6	402,476	1.5000		★ E6HZ 17294-E
90	CF600/800 -- diesel	All		6	402,476	1.1875		E7HZ 17294-D
90	CF600/800 -- diesel	All		6	402,476	1.2000		E7HZ 17294-C
90	CF600/800 -- diesel	All		6	402,476	0.0746		★ E7HZ 17294-E
90	CF600/800 -- diesel	All		6	402,476	1.3000		E7HZ 17294-G
90	CF600/800 -- diesel w/tractor pkg.	All		6	402,476	1.0888		E7HZ 17294-H
90	CF600/800 -- diesel w/tractor pkg.	All		6	402,476	1.5555		E7HZ 17294-J
86/88	CF600/800	All		6	402,476	1.1875		E7HZ 17294-K
90	CF600/800	All		6	402,476	1.5000		E8HZ 17294-A
90	CF600/800	All		6	402,476	1.6152		E8HZ 17294-B
90	CF600/800	All		6	402,476	0.7466		E8HZ 17294-C
90	CF600/800	All		6	402,476	0.8000		E8HZ 17294-D
90	CF600/800	All		6	402,476	0.7333		E8HZ 17294-E
90	CF600/800	All		6	402,476	0.6222		E8HZ 17294-F
90	CF600/800	All		6	402,476	1.25000		E8HZ 17294-G

YEAR	MODEL/RESTRICTIONS	PART NUMBER	DESCRIPTION				QTY.
			IDENTIFICATION PART NO.	DIMENSIONS			
			LENGTH	THREADS	HEX NUT	I.D.	

17297 SLEEVE ASSY. (SPEEDOMETER GEAR)							
90	CF600/800 -- w/Clark 550 series trans.	C8TZ 17297-A	SW-820150	2.09	7/8-18/1-20		.366 1
90	CF600/800 -- w/Clark 450 series trans.	D1TZ 17297-A	SW-93250	1.26	7/8-18/13/16-20	7/8	.375 1

YEAR	MODEL/RESTRICTIONS	PART NUMBER	DESCRIPTION	QTY.
------	--------------------	-------------	-------------	------

17322	Refer to Section 172			
17B351	Refer to group 17260			

17360 TACHOMETER ASSY.				
90	C-CT600/800 -- diesel	E7HZ 17360-C	# E7HT 17360-CA-3500 RPM-electrical 4 mode switch-green illumination	1

1990/
TRUCK SERIES 600/900

YEAR	MODEL/RESTRICTIONS	PART NUMBER	DESCRIPTION	QTY.
17360 TACHOMETER ASSY. — Cont'd				
90	B-F600/800(84) -- gas	E7HZ 17360-D	#E7HT 17360-AA-4500 RPM-electrical 4 mode switch-green illumination	1
90	B-F600/800(84) -- diesel	E7HZ 17360-B	#E7HT 17360-BA-3500 RPM-electrical 4 mode switch-green illumination	1
90	L-LL-LN-LNT600/800 -- diesel			
90	L-LL-LN-LNT-LS-LT-LTL- LTS600/900 -- w/diesel	E4HZ 17360-E	3500 R.P.M.-electrical-4 mode switch-#1 not used -#2 for 501 Det. dsl. w/AT540 trans.-#3 for 636 Cat. dsl. #4 for Det. 501 dsl. w/manual MT 643 trans. or 402/476 FTO diesel	1 1
90	L-LN-LT-LNT-LTL-LTS800/900	E8HZ 17360-A	Used w/6 cyl.-Cumm. 10L, NTC, Cat. 3406 engines	1
90	CL-CLT900 -- diesel	E6HZ 17360-B	3000 R.P.M.	1
90	CF600/700	E6HZ 17360-A	4000 R.P.M.	1
17B365 SHIELD ASSY. (SPEEDOMETER CABLE)				
90	C-CT600/900 -- 990T and 3208T dsls.	E2HZ 17B365-A		1
17B384 SENSOR AND RETAINER ASSY. (SPEEDOMETER OR TACHOMETER)				
90	C-CT600/700 -- w/501, 636 dsl. and electric tachometer	E1HZ 17B384-B	#E2HT 17B384-BA (tachometer)	1
90	L-LL-LN-LNT-LS-LT-LTL-LTS900 -- 893 Cat. dsl. w/scroll fuel system	E4HZ 17B384-B	#E4HT 17B384-BA (tachometer)	1
90	CF600/800 -- diesel	E6HZ 17B384-A		1
90	L-LL-LN-LNT-LS-LT-LTL-LTS900 -- diesel "From 6/86"	E6HZ 17B384-M	#E6HT 17345-AB (speedometer) use with Spicer trans. #E7HT 17345-NA	1
90	CL-CLT900 -- diesel w/Spicer trans. "From 6/86"			1
90	L-LL-LN-LNT-LS-LT-LTL-LTS900 -- diesel "From 6/86"	E6HZ 17B384-N	#E6HT 17345-BB (speedometer) use with Fuller trans. #E7HT 17345-RA	1
90	CL-CLT900 -- diesel "From 6/86"			1
90	L-LN-LNT-LT-LTL-LTS800 -- w/Cat. diesel	E6HZ 17B384-D	#E6HT 17B384-DA (tachometer)	1
90	LN-LNT900 -- Cummins 610 diesel	E6HZ 17B384-F	#E6HT 17B384-FA (tachometer)	1
90	L-LL-LS-LTL-LT-LTS900 -- Cummins 610 diesel			1
90	LN-LNT900 -- Cummins 855 diesel	E6HZ 17B384-G	#E6HT 17B384-EA (tachometer)	1
90	CL-CLT900 -- Cummins diesel	E6HZ 17B384-H	#E6HT 17B384-AA (tachometer)	1
90	LTL900 -- Cummins diesel			1
90	CL-CLT900 -- Caterpillar diesel	E6HZ 17B384-K	#E6HT 17B384-CA (tachometer)	1
90	LTL900 -- Caterpillar diesel			1
90	L-LL-LT-LS-LTL-LTS800 -- 402, 476 diesel	E7HZ 17B384-A	#E7HT 17B384-AA (tachometer)	1
90	LN-LNT800 -- 402, 476 diesel	E7HZ 17B384-B	#E7HT 17B384-BA (tachometer)	1
90	B-F-FT600/900 -- 402, 476 diesel	E7HZ 17B384-C	#E7HT 17B384-CA (tachometer)	1
90	B-F-FT600/900 -- w/FS6 105B, FS5 106, CL450 & 550 series trans.	E7HZ 17B384-E	#E7HT 17345-AA,AB (speedometer)	1
90	L-LL-LN-LNT-LS-LT-LTS600/900 -- w/FS5 105, FS5 106, C450 & 550 series trans.			1
90	B-F-FT600/900 -- w/FS6 106, RT-6610, RT-6613 trans.	E7HZ 17B384-F	#E7HT 17345-BA,BB,BC (speedometer)-60M shim required for CM40, CM50 and CM60 transmission	1
90	C-CT600/900 -- CM40, CM50, CM60 trans. "Before 5/87"			1
90	L-LL-LN-LNT-LS-LT-LTS600/800 -- RT-6610,RT6613,CM40, CM50,CM60,CM6852A trans.			1

1990/
TRUCK SERIES 600/900

YEAR	MODEL/RESTRICTIONS	PART NUMBER	DESCRIPTION	QTY.
17B384 SENSOR AND RETAINER ASSY. (SPEEDOMETER OR TACHOMETER) — Cont'd				
90	B-C-CT-F-FT-L-LL-LN-LNT-LS-LT-LTL-LTS600/900 -- w/CM trans. (CM40,CM50,55,CM60), CM6852A "From 5/87"	E7HZ 17B384-M	#E7HT 17345-MA,MB (speedometer)	1
90	LN800 -- FTO 476 diesel	E8HZ 17B384-A	#E8HT 17B384-AA (tachometer)	1
90	B-F-FT600/900 -- w/AT 545-MT 643 or MT 653 trans.	E7HZ 17B384-G	Speedometer-E7HT 17345-LB	1
90	L-LL-LN-LNT-LS-LT-LTL-LTS600/900 -- w/AT 545-MT 643 or MT 653 trans.			1
90	B-F-FT-C-CT-L-LN600/900 -- w/501 Det. dsl. or 636 Cat. dsl. w/o electric tachometer	388873-S100	(PP-41-E)-hex pipe plug 3/4"-16 x 5/16"-use to plug hole in flywheel housing when tachometer sensor is not installed	1
17385 Rotor (Electronic Speedometer Sensor - Refer to section 172)				
17C431 GROMMET (WINDSHIELD WIPER MOTOR MOUNTING)				
90	F-FT600/800(81) "From 6/80"	E0TZ 17C431-B	Contains 3 grommets and sleeves-use w/E0TZ 17508-B	1
90	L-LL-LN-LNT-LS-LT-LTL-LTS600/900 -- w/electric wipers	D2AZ 17C431-A		1
90	L-LL-LN-LNT-LS-LT-LTL-LTS600/900 -- w/electric wipers	D2AZ 17C431-B	Ground	1
17N433 WINDSHIELD WIPER DRIVE LINK PIVOT KIT				
90	CF600/800 -- diesel	E6HZ 17N433-A		1
17A434 GEAR and SHAFT ASSY. (WINDSHIELD WIPER MOTOR OUTPUT)				
90	C-CT600/750 -- w/electric wipers	C6UZ 17A434-A		1
90	F-FT600/800	E2TZ 17A434-A		1
90	CF600/800 -- diesel	E6HZ 17A434-A		1
17A436 ARM (WINDSHIELD WIPER MOTOR OUTPUT)				
90	C-CT600/900 -- w/arc wipers	(RH) C4TZ 17A436-L	(LH) D0KZ 17A436-A	1
90	C-CT600/900 -- w/parallel wipers	(RH) C4TZ 17A436-S	(LH) C4TZ 17A436-R	1
90	F-FT600/800(81)	E0TZ 17A436-A		1
90	L-LL-LN-LNT-LS-LT-LTL-LTS600/900 -- w/electric wipers	D0HZ 17A436-A		1
Consists of				
	1-D0VF 17C430-A	Gasket	1-D0HF 17B500-A	Seal
	1-D0HF 17A436-A	Arm assy.	1-359294-S2	Screw
				1-Instruction sheet
17K437 THERMOSTAT ASSY. (WINDSHIELD WIPER MOTOR)				
90	CF600/800 -- diesel	E6HZ 17K437-A		1
17B440 BEARING (WINDSHIELD WIPER MOTOR ARM SHAFT)				
90	CF600/800 -- diesel	E6HZ 17B440-A		1
17B448 TUBE (BRAKE MANIFOLD TO AIR WINDSHIELD WIPER CONTROL)-Improvise from bulk hose (17543)				
17A449 BRUSH ASSY. (WINDSHIELD WIPER MOTOR)				
90	CF600/800 -- diesel	E6HZ 17A449-A		1
17B455 SHAFT ASSY. (WINDSHIELD WIPER GUIDE PIVOT)				
90	C-CT600/900 -- w/parallel wipers	C1TZ 17B455-C	3/8"-24 threaded shaft tip	2
17B459-60 COVER (WINDSHIELD WIPER MOTOR ACCESS)				
90	C-CT600/900 -- w/arc wipers	(RH) C1TZ 17B459-C	(LH) C1TZ 17B460-C	1
90	C-CT600/900 -- w/parallel wipers	(RH) C1TZ 17B459-D	(LH) C1TZ 17B460-D	1
90	CL-CLT900	★	Refer to group 023A14 in Body Section	
17B468 VALVE (WINDSHIELD WIPER MOTOR PRESSURE REGULATOR)				
90	CL-CLT900	E2HZ 17B468-A	Exhaust valve-green w/black dot-fitting end 5/16 x 32	2

**1990/
TRUCK SERIES 600/900**

YEAR	MODEL/RESTRICTIONS	PART NUMBER	DESCRIPTION	QTY.
17470 CONTROL (WINDSHIELD WIPER)-Also refer to group 17A553				
90	CL-CLT900	D8HZ 17470-E	Complete assy.	1
90	CL-CLT900	D8HZ 17470-B	R.H. windshield wiper switch	1
90	CL-CLT900	D8HZ 17470-D	L.H. windshield wiper/washer switch	1
90	L-LL-LN-LNT-LS-LT-LTL- LTS600/900 -- air wipers	E2HZ 17470-A	# E2HT 17470-A1A,A2A	1
17C474 RETAINER (WINDSHIELD WIPER MOTOR OUTPUT GEAR)				
90	C-CT600/900 -- w/electric wipers	C4TZ 17C474-A		1
17A475 SEAL (WINDSHIELD WIPER PIVOT SHAFT TO COWL TOP)				
90	F-FT600/880(81)	D3TZ 17A475-A		4
90	CF600/800 -- diesel	E6HZ 17A475-A		2
17479 BRACKET (WINDSHIELD WIPER PIVOT SHAFT MOUNTING)				
90	C-CT600/900 -- w/parallel wipers	(RH) C5TZ 17479-A	(LH) C5TZ 17479-B	1
		378178-S39	(BB-412-BA)-screw & washer-5/16"-18 x 1"	6
17A479 GEAR and PINION (WINDSHIELD WIPER MOTOR)				
90	C-CT600/900 -- w/electric wipers	D0PZ 17A479-B		1
Consists of				
	1-C90F 17A482-A	Shaft	1-C90F 17B580-A	Gear & pinion
	1-C5AZ 17B549-A	Lever	1-373907-S	Nut - spring - 1/4"
90	L-LL-LN-LNT-LS-LT-LTS600/900 -- w/electric wipers	C9AZ 17A479-A		1
Consists of				
	1-C9AF 17B580-A	Gear & pinion	1-380444-S	Ring-retaining-3/8"
				1-Instruction sheet
17K482 GASKET & SPACER KIT (WINDSHIELD WIPER MOTOR)				
90	C-CT600/900-w/air arc wipers	D6HZ 17K482-A	Repair kit	1
17B484-7 TUBE (WINDSHIELD WIPER MOTOR)-Improvise from 8QH 2269-D				
17A485 ARMATURE (WINDSHIELD WIPER MOTOR)				
90	C-CT-F-FT600/900 -- w/electric wipers	C60Z 17A485-B		1
90	CF600/800 -- diesel	E6HZ 17A485-A		1
17490 GEAR ASSY. (WINDSHIELD WIPER MOTOR)				
90	C-CT600/900 -- w/electric wipers	C1TB 17490-B		1
17A490 WIRING ASSY. (WINDSHIELD WIPER MOTOR)				
90	C-CT600/900 -- w/electric wipers	D5HZ 17A490-A	# D5HB 17A477-AA, E0HT 17A477-AA	1
17491 CONNECTOR (WINDSHIELD WIPER VACUUM PUMP TO INTAKE MANIFOLD TUBE) Improvise from bulk hose (17543)				
17K491-2 LINKAGE ASSIST (WINDSHIELD WIPER MOTOR KIT)				
90	CL-CLT900	(RH) E2HZ 17K491-A	(LH) E2HZ 17K492-A	1
			Includes chain drive and transmission housing, mounting screw and instruction sheet-TSB #82-14-22	
17496-7 BRACKET (WINDSHIELD WIPER MOTOR MOUNTING)				
90	C-CT600/900 -- w/arc wipers	(RH) D0KZ 17496-E	(LH) D0KZ 17496-F	1
90	C-CT600/900 -- w/parallel wipers	(RH) D0KZ 17496-G	(LH) D0KZ 17496-H	1
90	L-LN-LNT-LT-LTL-LTS600/900 -- w/air wipers	D0HZ 17496-A		1
17B497 ELBOW ASSY. (WINDSHIELD WIPER MOTOR AIR INTAKE)				
90	LN700/750 -- T/T	C1TB 17B497-B	Used with (2538) or 2539 tube	1
90	LT900 -- w/rear axle air power divider			2
90	LT900 -- w/air wipers		wiper motor air intake	1
17499 HOSE (WINDSHIELD WIPER VACUUM PUMP TO BRAKE BOOSTER CHECK VALVE)- improvise from bulk hose (17543)				
17C499 RELAY ASSY. (WINDSHIELD WIPER)				
90	CF600/800 -- diesel	E6HZ 17C499-A	Use with intermittent wipers	1
17K499 CAPACITOR ASSY. (WINDSHIELD WIPER SUPPRESSION)				
90	CF600/800 -- diesel	E6HZ 17K499-A		1

**1990/
TRUCK SERIES 600/900**

YEAR	MODEL/RESTRICTIONS	PART NUMBER	DESCRIPTION	QTY.
17506	ACTUATOR KIT (WINDSHIELD WIPER MOTOR)			
90	CL-CLT900	E2HZ 17506-A		1
Consists of				
(1) Valve & shuttle assy.		(1) Seal	(1) IS 5137A Instruction Sheet	

IDENTIFICATION CHART

(Arranged according to Identification Number)

IDENTIFICATION	PART NUMBER	IDENTIFICATION	PART NUMBER
17508	MOTOR ASSY. (WINDSHIELD WIPER)		
The following chart will provide quick identification when the production wiper motor number is known, wiper motors may also be selected by model, year and description under Group 17508.			
D0KF 17C434-A	D0KZ 17508-F	C1TB 17505-B	C1TZ 17508-C
D7HF 17C434-AA	D0KZ 17508-F	D6HA 17505-AA	D6HZ 17508-B
C1TB 17504-B	C1TZ 17508-A	D8HT 17505-AA	D8HZ 17508-D
D0HB 17504-E	D0HZ 17508-A	E0HT 17505-AA	D8HZ 17508-D
D4HF 17504-AA	D7HZ 17508-A	D2KF 17B571-AA	D0KZ 17508-F
D6HA 17504-AA	D6HZ 17508-A	D2KF 17B571-BA	D0KZ 17508-F
D8HT 17504-AA	D8HZ 17508-C	D2KF 17B571-CA	D0KZ 17508-F
E0HT 17504-AA	D8HZ 17508-C	D2KF 17B571-DA	D0KZ 17508-F
E0TF 17504-AA	E0TZ 17508-A	D7HF 17B571-AA	D0KZ 17508-F
E0TF 17504-AB	E0TZ 17508-A	D7HF 17B571-BA	D0KZ 17508-F
E0TF 17504-AC	E0TZ 17508-B	D7HF 17B571-CA	D0KZ 17508-F
E2TF 17504-AB	E2TZ 17508-A	D7HF 17B571-DA	D0KZ 17508-F
E7HT 17504-AC	E8HZ 17508-A	APMP640-2	E2HZ 17508-A
D0KF 17C504-A	D0KZ 17508-F	APMP640-3	E2HZ 17508-B

APPLICATION CHART

YEAR	MODEL/RESTRICTIONS	PART NUMBER	DESCRIPTION	QTY.
17508	MOTOR ASSY. (WINDSHIELD WIPER)			
90	F-FT600/800	E2TZ 17508-A	*WM-388	1
90	C-CT600/900 -- w/electric wipers	D0KZ 17508-F	*WM-252 R.H. and L.H.	2
90	F-FT600/900	E7TZ 17508-A	*WM-421	1
90	CF600/800 -- diesel	E6HZ 17508-A	*WM-410	1
90	CL-CLT900	(RH) E2HZ 17508-A *WM-389	(LH) E2HZ 17508-B *WM-390 Less chain drive assy. includes mounting screws and instruction sheet-TSB #82-14-22	1
90	CL-CLT900	(RH) D8HZ 17508-C *WM-364-A	(LH) D8HZ 17508-D *WM-365-A Includes chain drive assy.	1
90	L-LL-LN-LNT-LS-LT-LTL-LTS600/900 -- w/air wipers	D0HZ 17508-A	*WM-239	1
90	L-LL-LN-LNT-LS-LT-LTL-LTS600/900 -- w/electric wipers	D7HZ 17508-A	*WM-374	1
90	L-LL-LN-LNT-LS-LT-LTL-LTS600/900 -- w/two speed wipers	E9HZ 17508-A	*WM-434	1
90	C-CT600/900	20344-S8	(B-42)-bolt-1/4"-20 x 3/4"	6
90	L-LN-LNT-LT-LTS600/800 -- w/air wipers	377901-S	(PP-14-N)-plug bottom-to plug hole in firewall when electric wipers are not used	1
17511	DRIVER (WINDSHIELD WIPER MOTOR ARM)			
90	C-CT600/900 -- w/electric arc wipers	B7T 17511-A	Sintered iron-9/16" O.D.-small end-3/16" I.D.	1
90	C-CT600/900 -- w/electric parallel wipers	C1TB 17511-A	Sintered iron-9/16" O.D.-small end-1/4" I.D.	2or4
90	L-LL-LN-LNT-LS-LT-LTL-LTS600/900 -- w/air wipers			2or4

1990/
TRUCK SERIES 600/900

YEAR	MODEL/RESTRICTIONS	PART NUMBER		DESCRIPTION	QTY.
17A511 COVER (WINDSHIELD WIPER MOTOR GEAR)					
90	C-CT-F-FT600/900 -- w/electric wipers	C3AZ	17A511-C		1
90	L-LL-LN-LNT-LT-LTL-LTS600/900 -- w/electric wipers	D4AZ	17A511-A		1
Consists of (1) D4AF 17A511-AA Switch & cover assy (1) 384923-S36 Screw & Washer No. 8-32 x 5/8" (3) 40917-S36 Screw-No. 8-32 x 1/2" (1) Instruction sheet					
17512 NUT (WINDSHIELD WIPER CONTROL)					
90	C-CT600/900	D7TZ	17512-A	Windshield wiper control Heater control	1 1
90	F-FT600/880(81)	D3TZ	17512-A	Windshield wiper control	1
17513 KNOB ASSY.					
90	B-F-FT600/800 -- gas	D8VY	17513-A		1
90	B-F-FT600/800 -- diesel	D7OZ	17513-A		1
90	C-CT600/900, F600/880(81)	C8UZ	17513-A	Heater control Wiper control	2 1
90	CL-CLT900	D8HZ	17513-A	For R.H. windshield wiper switch	1
90	CL-CLT900	D8HZ	17513-B	For L.H. windshield wiper/washer switch	1
90	L-LL-LN-LNT-LS-LT-LTL- LTS600/900 -- w/electric wipers	D3HZ	17513-B	Windshield wiper control	1
90	C-CT600/800 -- w/air wipers	C1TB	17513-A	"Winged" control knob	1
80/84	L-LN-LNT-LT-LTL-LTS600/900 -- w/air wipers				1
90	L-LL-LN-LNT-LS-LT-LTL- LTS600/900 -- w/air wipers	E2HZ	17513-A	includes socket head set screw	1
17C513 COVER (WINDSHIELD WIPER ARM)					
90	CF600/800 -- diesel	E6HZ	17C513-A		2
17519 SPACER (WINDSHIELD WIPER)					
90	CF600/800 -- diesel	E6HZ	17519-A		2
17A520 CIRCUIT (WINDSHIELD WIPER PRINTED)					
90	C-CT600/900 -- w/electric wipers	C4TZ	17A520-A		1
17526-7 ARM ASSY. (WINDSHIELD WIPER PIVOT)					
90	C-CT600/900 -- w/arc wipers	B7TZ	17526-C	15" long	2
90	C-CT600/900 -- w/parallel wipers	C1TZ	17526-D	23 1/8" long	2
90	CF600/800 -- diesel	E6HZ	17526-A		2
90	CL-CLT900	(RH) D8HZ	17526-A	(LH) D8HZ 17527-A 21" long-incl. w/s washer tubing and nozzle	1
90	B-F-FT600/900 "From 6/87"	E7TZ	17526-B		2
90	L-LL-LN-LNT-LS-LT-LTL-LTS600/900	D0HZ	17526-A	16" long	2
90	C-CT600/900		377175-S	(BB-5-A)-screw (arm to blade)-fillister head-No. 5-40	2
90	C-CT600/900		377176-S40	(MM-133)-nut (arm to blade)-lock-No. 5-40	2
90	C-CT600/900 -- w/arc wipers		359695-S13	(MM-5)-nut (arm to bracket & pivot shaft)- acorn-5/16"-32	2
90	C-CT600/900 -- w/parallel wipers		375640-S13	(MM-5-A)-nut (arm to bracket & pivot shaft)- acorn-3/8"-24	4
YEAR	MODEL/RESTRICTIONS	PART NUMBER		DESCRIPTION	QTY.
17528 BLADE ASSY. (WINDSHIELD WIPER)					
90	C-CT600/900 -- w/parallel wipers	C7TZ	17593-A	C1TZ 17528-C	Trico-16" long
90	CF600/800 -- diesel	E6HZ	17528-A		2
90	CL-CLT900	D8HZ	17593-A	D8HZ 17528-A	Trico-22" long
90	F-FT600/800 (81)	E3DZ	17593-A	E3DZ 17528-A	Tridon (tear drop)-18" long
90	L-LL-LN-LNT-LS-LT-LTL-LTS600/900	D0HZ	17593-A	D0HZ 17528-B	Trico-18" long
YEAR	MODEL/RESTRICTIONS	PART NUMBER		DESCRIPTION	QTY.
17531 CLIP (WINDSHIELD WIPER ADAPTER and CONNECTING ARM)					
90	C-CT600/900	C3SZ	17531-A		AR
90	F-FT600/880(81)	C5ZZ	17531-A		1
90	L-LL-LN-LNT-LS-LT-LTL-LTS600/900				2

D3K2-17470-A

1990/
TRUCK SERIES 600/900

YEAR	MODEL/RESTRICTIONS	PART NUMBER	DESCRIPTION	QTY.
17A534 CUP ASSY. (WINDSHIELD WIPER MOTOR)				
90	C-CT600/900 -- w/electric wipers	C4TZ 17A534-A		1
17C535 RETAINER (WINDSHIELD WIPER MOTOR CUP) Refer to group 17B583				
17540 ARM (WINDSHIELD WIPER MOUNTING)				
90	C-CT600/900 -- w/arc wipers	C1TZ 17540-A	4" long	2
17C541 COVER ASSY. (WINDSHIELD WIPER MOTOR)				
90	L-LL-LN-LNT-LS-LT-LTL-LTS600/900 -- w/electric wipers	D2AZ 17C541-A		1
Consists of				
	1-C9AF 17C430-D Gasket	1-C9AZ 17C526-A	Cover-output arm	1-Instruction sheet
	1-D2AF 17C430-AA Gasket	1-D2AF 17C541-AA	Cover-motor driven	
17542 Refer to group 17B449				
17543 HOSE (WINDSHIELD WIPER-BULK)-Also refer to group 2269				
90	All	D3PZ 17543-B	*KW-6-B-7/64" I.D. x 50 ft. long	AR
		D3PZ 17543-C	*KW-7-B-5/32" I.D. x 50 ft. long	AR
		D3PZ 17543-A	*KW-5-B-7/32" I.D. x 50 ft. long	AR
		D3PZ 17543-D	*KW-8-A-9/32" I.D. x 50 ft. long	AR
		D9PZ 17543-A	*KW-9-1/4" I.D. x 50 ft. long	AR
17B549 LEVER (WINDSHIELD WIPER MOTOR PARK SWITCH)				
90	C-CT600/900 -- w/electric wipers	C5AZ 17B549-A		1
90	L-LL-LN-LNT-LS-LT-LTL-LTS600/900 -- w/electric wipers			1
17A553 SWITCH ASSY. (WINDSHIELD WIPER and WASHER)-Also refer to group 17470				
90	C-CT600/900 -- w/electric wipers	D3KZ 17A553-A	*SW-1158	1
90	B-F-FT600/900 "From 6/87"	E7TZ 17A553-B	*SW-1571-A	1
90	L-LL-LN-LNT-LS-LT-LTL-LTS600/900 -- w/electric wipers	D0HZ 17A553-A	*SW-915	1
17B563 PIN (WINDSHIELD WIPER MOTOR)				
90	C-CT-F-FT600/900 -- w/electric wipers	C7OZ 17B563-A		1
17566-7 ARM and PIVOT SHAFT ASSY. (WINDSHIELD WIPER MOUNTING)				
90	C-CT600/900 -- w/arc wipers	C1TZ 17566-J	R.H. and L.H.	2
90	C-CT600/900 -- w/parallel wipers	(RH) C1TZ 17566-H	(LH) C1TZ 17567-E	1
90	F-FT600/800 "Before 6/87"	(RH) E0TZ 17566-A	(LH) E0TZ 17567-A	1
90	B-F-FT600/900 "From 6/87"	(RH) E7TZ 17566-A	(LH) E7TZ 17567-A	1
90	L-LL-LN-LNT-LS-LT-LTL-LTS600/900	(RH) D3HZ 17566-A	(LH) D3HZ 17567-A	1
17B566 BRUSH and TERMINAL ASSY. (WINDSHIELD WIPER MOTOR)				
90	C-CT-F-FT600/900 -- w/electric wipers	C6OZ 17B566-A		1
17B583 PLATE and SWITCH ASSY. (WINDSHIELD WIPER MOTOR)				
90	C-CT600/900 -- w/electric wipers	D9HZ 17B583-A		1
90	F-FT600/800	E2TZ 17B583-A		1
90	L-LN-LNT-LT-LTL-LTS600/900 w/electric wiper	C9AZ 17B583-B		1
Consists of				
	1-C9AZ 17C436-A	Retainer (motor bearing)	1-D2AF 17B443-A	Plate assy. (motor)
	1-C9AZ 17C535-A	Retainer (motor cup)	1-	Instruction sheet
17B584 CUP and MAGNET ASSY. (WINDSHIELD WIPER MOTOR)				
90	C-CT-F-FT600/900 -- w/electric wipers	C7OZ 17B584-A		1
17B587 WIRING ASSY. (WINDSHIELD WIPER SWITCH TO MOTOR)				
90	L-LL-LN-LNT-LS-LT-LTL-LTS600/900 -- w/electric wipers	E8HZ 17B587-A	#E8HT 17B587-AB,AC	1
17593 Refer to group 17528				
17B597 FRAME and LINK ASSY. (WINDSHIELD WIPER MOTOR)				
90	CF600/800 -- diesel	E6HZ 17B597-A		1
		E826013-S72	(AM-51-C) nut & cage (attaches frame and link to dash panel)	2
17B599 SPRING (WINDSHIELD WIPER MOTOR BRUSH)				
90	C-CT-F-FT600/900 -- w/electric wipers	C5AZ 17B599-A		3

17285-17322 SPEEDOMETER GEARS (DRIVE and/or DRIVEN)

A. HOW TO FIND MECHANICAL SPEEDOMETER DRIVE and DRIVEN GEAR PART NUMBERS

There are two ways of determining the part number of a speedometer drive or driven gear.

BY IDENTIFICATION or BY APPLICATION

BY IDENTIFICATION

YOU MUST KNOW- Physical shape
Number of teeth
Identification number - Listed on Truck Specification List (T.S.L.) or stamped on physical part

EXAMPLE

DRIVEN GEAR (17322)
(PAGE 2)

Physical shape conforms to-
TYPE-7
IDENTIFICATION NUMBER-
EOHT-17322-BRA
NUMBER OF TEETH-16
PART NUMBER listed is-E0HZ 17322-BR

DRIVE GEAR (17285)
(PAGE 5)

Physical shape conforms to-
TYPE-9
IDENTIFICATION NUMBER-
EOHT-17285-AH
NUMBER OF TEETH-6
PART NUMBER listed is-E0HZ 17285-AH

BY APPLICATION

YOU MUST KNOW- Year
Transmission
Rear axle Ratio
Tire Size

EXAMPLE

YEAR-
TRANSMISSION-
REAR AXLE RATIO-
TIRE SIZE-

1980
Fuller RT-610
5.83 to 1
11 x 22

DRIVE GEAR part number listed is E0HZ 17285-AH

DRIVEN GEAR part number listed is E0HZ 17322-BR

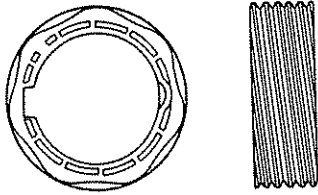
B. HOW TO FIND ELECTRONIC SPEEDOMETER COMPONENTS

1. FOR ROTOR GEARS INSIDE THE TRANSMISSIONS
REFER TO BASIC GROUP 17385 AT THE END
OF THIS SECTION.
 2. FOR SENSORS, REFER TO GROUP 17B384 IN
SECTION 170.
 3. FOR SPEEDOMETER DIALS REFER TO GROUPS 17255.
-
-
-

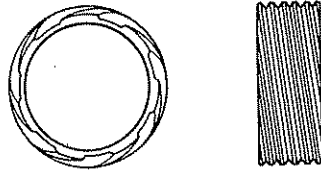
1990/
TRUCK SERIES 600/900

17285

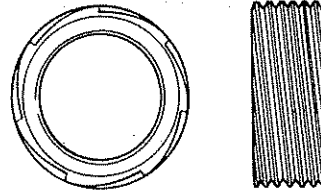
SPEEDOMETER GEAR (DRIVE)



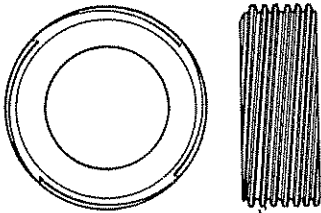
(TYPE 1)



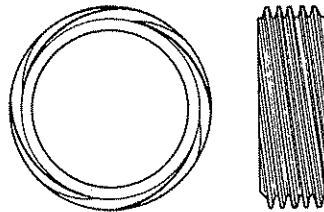
(TYPE 2)



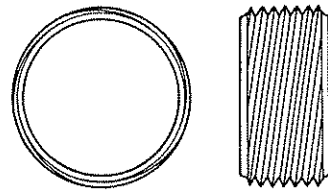
(TYPE 3)



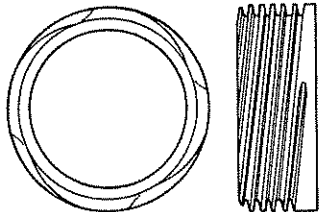
(TYPE 4)



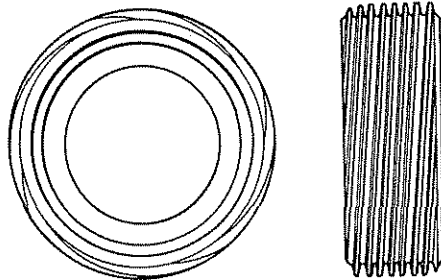
(TYPE 5)



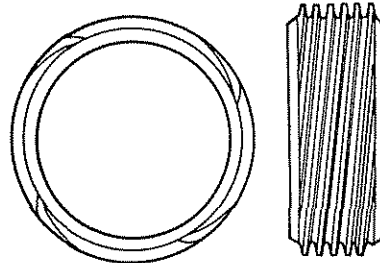
(TYPE 6)



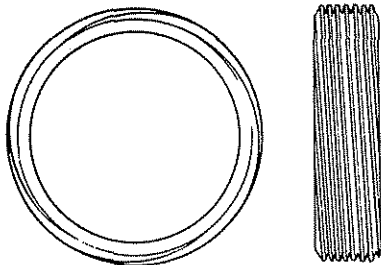
(TYPE 7)



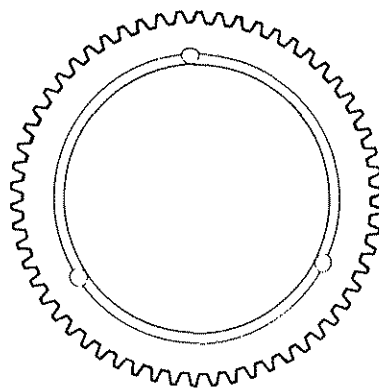
(TYPE 8)



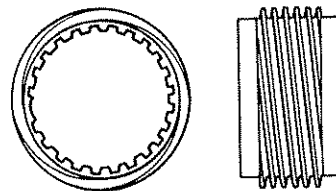
(TYPE 9)



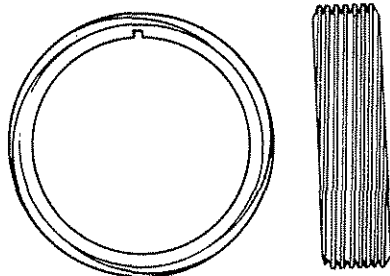
(TYPE 10)



(TYPE 11)



(TYPE 12)



(TYPE 13)

SPEEDOMETER DRIVE GEARS (TYPICAL)

1990/
TRUCK SERIES 600/900

17285 SPEEDOMETER GEAR (DRIVE)

IDENTIFICATION CHART

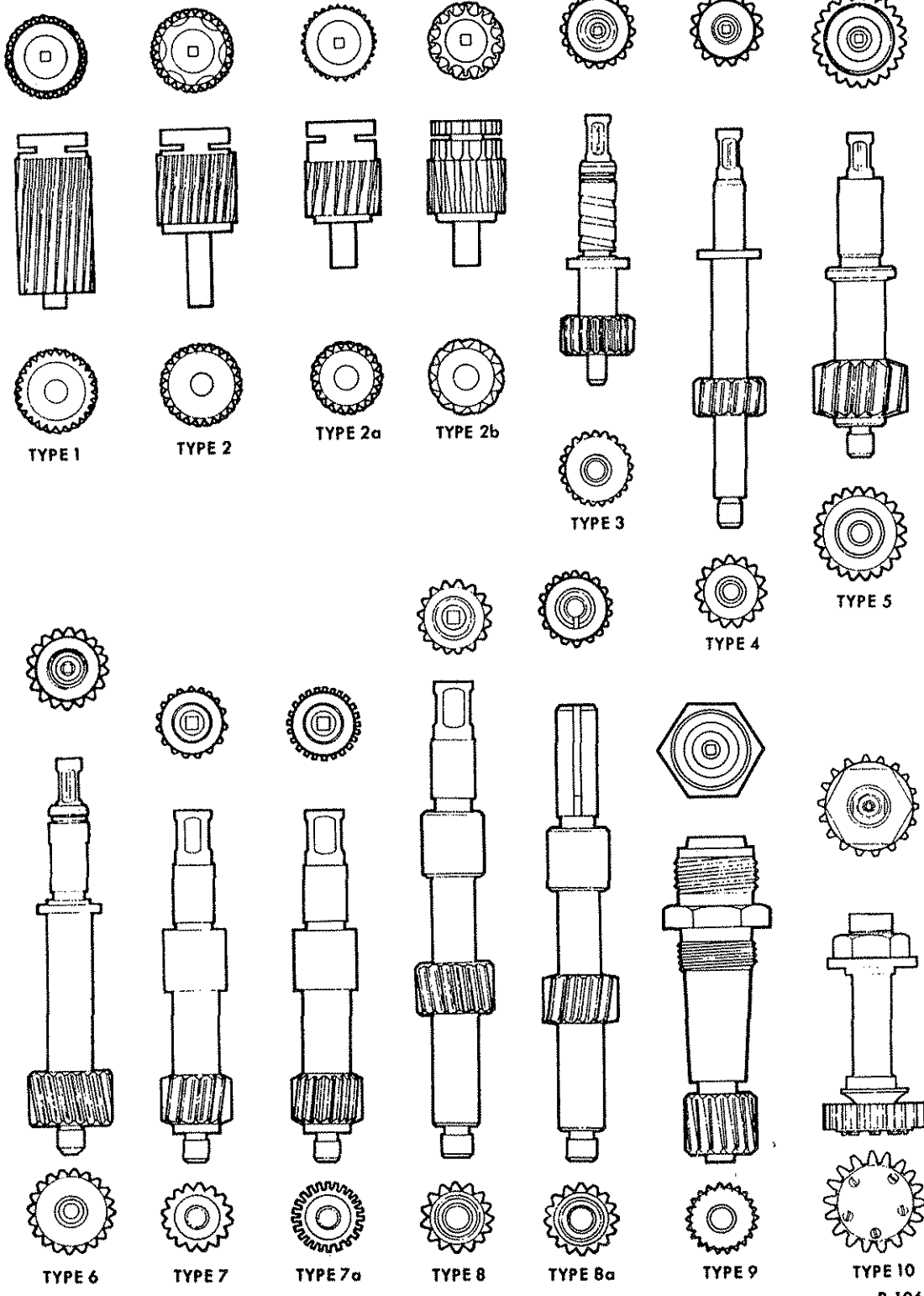
(Arranged according to Identification Number)

IDENTIFICATION	PART NUMBER	IDENTIFICATION	PART NUMBER
77TU 17285-A	E7HZ 17285-A	E1HT 17285-AA	E1HZ 17285-A
3314685	E7HZ 17285-B	E1HT 17285-BA	E1HZ 17285-BB

1990/ TRUCK SERIES 600/900

17322

SPEEDOMETER GEARS (DRIVEN)



P-10682

SPEEDOMETER DRIVEN GEARS (TYPICAL)

1990/
TRUCK SERIES 600/900

TRANSMISSION MODEL SPEEDOMETER DRIVEN GEARS (TYPICAL)	TIRES	ADAPTER	DRIVE GEAR	DRIVEN GEAR
--	-------	---------	------------	-------------

CF700/800

4.56 REAR AXLE RATIO				
CL-450,455	10 x 22.5	E7HZ 17294-B	★	E6HZ 17271-B
CL-551,558		E7HZ 17294-C	★	E7HZ 17271-A
AT-545		E8HZ 17294-B	★	E7HZ 17322-E
CL-551	11 x 22.5	E7HZ 17294-C	★	E7HZ 17322-C
4.5/6.3 REAR AXLE RATIO				
CL-558	11 x 22.5	E7HZ 17294-C	★	E7HZ 17322-C
4.88 REAR AXLE RATIO				
CL-450,455	10 x 22.5	E6HZ 17294-F	★	E6HZ 17271-A
CL-551,558		E7HZ 17294-K	★	E7HZ 17271-C
CL-551,558		E7HZ 17294-D	★	E7HZ 17271-B
AT-545		E8HZ 17294-B	★	E7HZ 17322-E
4.88 REAR AXLE RATIO				
CL-455	11 x 22.5	E7HZ 17294-D	★	E6HZ 17271-A
CL-551		E7HZ 17294-C		E7HZ 17322-C
4.8/6.8 REAR AXLE RATIO				
AT-545	11 x 22.5	E8HZ 17294-A	★	E1HZ 17322-B
CL-558		E7HZ 17294-C	★	E7HZ 17322-D
5.8/8.1 REAR AXLE RATIO				
AT-545	10/11 x 22.5	E8HZ 17294-A	★	E8HZ 17294-G

YEAR	MODEL/RESTRICTIONS	PART NUMBER	DESCRIPTION	QTY.
17285 DRIVE GEAR				
86/86	CF600/700	E6HZ 17285-A	use w/model E5HT 7004-FA,GA Clark trans. 5 teeth	1
86/87	CF600/800	E7HZ 17285-A	use w/model E7HT 7004-BMA 6 teeth	1
87/87	CF600/800	E7HZ 17285-B	use w/model E7HT 7004-BJA 6 teeth CL-551/558 5 spd. trans. Clark/Fuller	1
87/87	CF600/800	E7HZ 17285-C	use w/model E7HT 7004-BMA 6 teeth	1
87/87	CF600/800	E7HZ 17285-D	use w/model E7HT 7004-EA 6 teeth FS-5106 trans.	1
90	L-LT-LTL-LN-LNT LS-LTS900 w/PS 140-7A Trans. 7-speed	FOHZ 17285-A	Use w/model FOHT 7003, EFA EGA,EHA,EJA,EKA,ELA,EMA & ENA	1
17385 ROTOR (ELECTRONIC SPEEDOMETER SENSOR)-Also refer to group 17B384				
90	All - - w/Dana trans.	E6HZ 17385-A		1
	All - - w/Fuller/Eaton trans.	E6HZ 17385-B		1
	All - - w/Spicer trans.	E6HZ 17385-C		1
90	All - - w/5-spd. Fuller trans.	E7HZ 17385-A	Use w/model 6105	1
		E7HZ 17385-E	Use w/model 6106	1
	All - - w/5-spd. Clark trans.	E7HZ 17385-D	Use w/model CL-450	1
		E7HZ 17385-C	Use w/model CL-558	1
90	F700 - - Spicer CM4054	E7HZ 17385-G		1
90	B-FT600/900 - - w/5 spd. New Process 542 trans.	E7HZ 17385-H	16 teeth	1
90	B-F-FT600/800 - - w/gas eng. New Process 455 4 spd. New Process 542 5 spd.	E7HZ 17385-J	16 teeth (trans. E7HT 7004-MA)	1

1990/
TRUCK SERIES 600/900

YEAR	MODEL/RESTRICTIONS	PART NUMBER	DESCRIPTION	QTY.
17A601 TEE (WINDSHIELD WASHER HOSE)				
90	C-CT-L-LNT-LT-LTS600/900	C8UZ 17A601-A		1
17A602 NOZZLE (WINDSHIELD WASHER)				
90	C-CT600/900	COMB 17A602-A		2
90	CL-CLT900	D8HZ 17A602-A		2
17603 JET ASSY. (WINDSHIELD WASHER)				
90	C-CT600/900	D3XZ 17603-A		2
90	CF600/800	E6HZ 17603-A		1
90	F-FT600/900	E0TZ 17603-A		1
90	L-LN-LNT-LT-LTS600/900	D3HZ 17603-A		2
90	LTL900			2
90	LL-LS900			2
17A605 HOSE (WINDSHIELD WASHER) - If not listed improvise required length from bulk hose 17543				
90	CF600/800	E6HZ 17A605-A		1
17K605 HOSE ASSY. (WINDSHIELD WASHER)				
90	LTL900	E1HZ 17K605-A		1
90	LL900			1
17B609 RETAINER (WINDSHIELD WASHER PUMP)				
90	L-LN-LNT-LT-LTS600/900	D0HZ 17B609-A		1
90	LTL900			1
90	LL-LS900			1
17B610 SEAL (WINDSHIELD WASHER PUMP TO RESERVOIR)				
90	F-FT600/900 -- w/tilt frt. end	E3SZ 17B610-A		1
17614 Refer to group 17651				
17618 RESERVOIR (WINDSHIELD WASHER)				
90	B-F-FT600/800 -- exc. tilt frt. end	E4UZ 17618-A		1
90	B-F-FT600/900 -- w/tilt frt. end	E4HZ 17618-B		1
90	C-CT600/900 -- w/switch actuated system	C8TZ 17618-A		1
90	C-CT600/900 -- w/foot actuated system	D5HZ 17618-A		1
90	CL-CLT900	D8HZ 17618-A	Complete assy.	1
90	CF600/800	E6HZ 17618-B		1
90	L-LN-LNT-LT-LTS600/900	D0HZ 17618-A		1
90	LS900			1
90	LTL900	E1HZ 17618-B		1
90	LL			1
90	CL-CLT900	357466-S	(11-153) Elbow-att. air lines to "rear" & "park" parts	1
17A624 HOSE (WINDSHIELD WASHER RESERVOIR TO FOOT CONTROL) Improvise required length from bulk hose 17543				
17632 COVER (WINDSHIELD WASHER RESERVOIR)				
90	C-CT600/900 -- w/foot actuated system	D5HZ 17632-A		1
90	CL-CLT900	D8HZ 17632-A		1
90	CF600/700	E6HZ 17632-A		1
90	B-F-FT600/900 -- w/tilt frt. end	E3SZ 17630-A		1
90	L-LN-LNT-LT-LTS600/900	D0HZ 17632-A		1
90	LTL900			1
90	LL-LS900			1
17651 BRACKET (WINDSHIELD WASHER RESERVOIR MOUNTING)				
90	B-F-FT600/900	E0HZ 17651-B		1
90	C-CT-F600/900	C8TZ 17614-A		1
90	L-LN-LNT-LT-LTS600/900	D0HZ 17651-A		1
90	CL-CLT900			1
90	LS900			1
90	L-LN-LNT-LT-LTS900 -- w/unitized tractor package	D9HZ 17651-A		1

JULY, 1989

COPYRIGHT © 1989--

FORD MOTOR

---DEARBORN, MICHIGAN

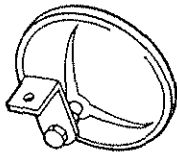
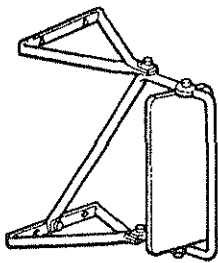
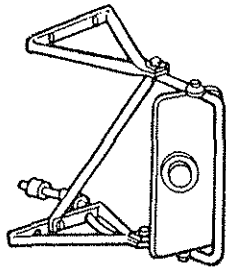
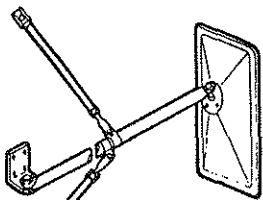
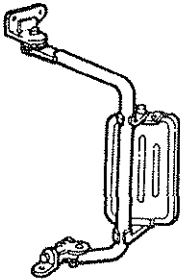
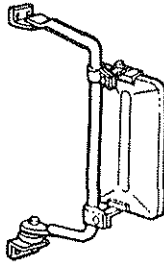
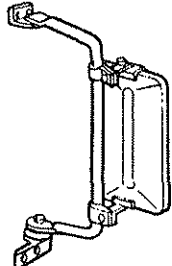
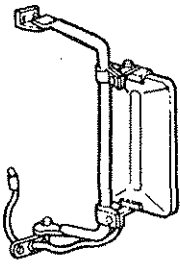
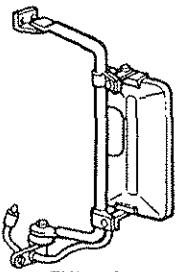

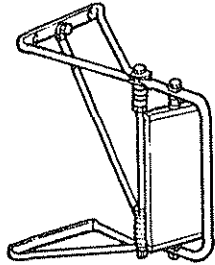
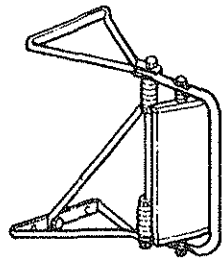

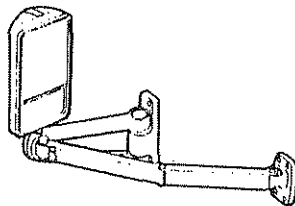
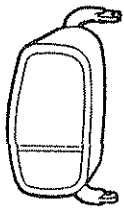
COMPANY

NEW ISSUE

1990/
TRUCK SERIES 600/900

YEAR	MODEL/RESTRICTIONS	PART NUMBER	DESCRIPTION	QTY.
17651 BRACKET (WINDSHIELD WASHER RESERVOIR MOUNTING) -- Cont'd				
90	LTL900	E1HZ 17651-A	Main	1
90	LL900	E1HZ 17651-D	Inboard	1
		E1HZ 17651-B	Outboard	1
17664 PUMP (WINDSHIELD WASHER)				
90	B-F-FT600/900 -- exc. tilt frt. end	E0AZ 17664-A	*WG-30	1
90	B-F-FT600/900 -- w/tilt frt. end	E5TZ 17664-B	*WG-40	1
90	CL-CLT900	D8HZ 17664-A		1
90	CF600/700	E6HZ 17664-A		1
90	L-LN-LNT-LT-LTS600/900	D0HZ 17664-A		1
90	LTL900			1
90	LL-LS900			1
90	C-CT600/900 "From 12/83"			1
17666 Refer to group 17603				
17A679 MIRROR KIT (VANITY)				
90	C-CT-F-L-LN-LNT-LT-LTS600/900	C6AZ 17A679-A	Visor mount	1
90	CL-CLT900	D8HZ 17A679-A	Located on control panel-adhesive back	1

17682-3 MIRROR (REAR VIEW OUTSIDE)

 <p>TYPE 1</p>	 <p>TYPE 2</p>	 <p>TYPE 3</p>	 <p>TYPE 4</p>
 <p>TYPE 5</p>	 <p>TYPE 6</p>	 <p>TYPE 7</p>	 <p>TYPE 8</p>
 <p>TYPE 9</p>	 <p>TYPE 10</p>	 <p>TYPE 11</p>	 <p>TYPE 12</p>
 <p>TYPE 13</p>	 <p>TYPE 14</p>	 <p>TYPE 15</p>	
			P.13987

1990/
TRUCK SERIES 600/900

YEAR	MODEL/RESTRICTIONS	PART NUMBER			DESCRIPTION
		ASSEMBLY	Δ KIT	■ HEAD	
17682-3	MIRROR ASSY. (REAR VIEW OUTSIDE) Refer to page 3 of this section for mirror illustration Δ Refer to section 176A for a listing of kit components Note: ⚡ Canada only, ■ For glass replacement refer to group 17A700				
TYPE 1- Panaramic-flat mount					
90	L-LN-LNT-LT-LTS600/900	★ D0HZ 17682-A /bD8HZ 17682-L		not available	R.H. and L.H.-painted
90	All L series	★ D0HZ 17682-B /bE0HZ 17696-A		not available	R.H. and L.H.-stainless
TYPE 2- Western-swing non lock-high profile					
90	C-CT600/900	C9TZ 17682-B		C9TZ 17723-A	R.H. and L.H.-stainless-7" x 16"
90	C-CT600/900	C9HZ 17682-B		C1TZ 17723-A	R.H. and L.H.-painted-7" x 16"
90	F-FT600/900	E0TZ 17682-F	E3TZ 17696-C	D0HZ 17723-A	R.H. 7" x 16" painted argent
90	F-FT600/900	E0TZ 17682-F	E3TZ 17696-D	D0HZ 17723-A	L.H. 7" x 16" painted argent
90	F-FT600/900	E0TZ 17682-J	E0HZ 17696-B	D0HZ 17723-B	R.H.-stainless-7" x 16"
90	F-FT600/900	E0TZ 17682-J	E0HZ 17696-C	D0HZ 17723-B	L.H.-stainless-7" x 16"
90	All L series		D3HZ 17696-B D3HZ 17696-A	D0HZ 17723-B D0HZ 17723-B	R.H.-stainless-7" x 16" L.H.
TYPE 3- Western-swing-non lock-high profile-marker lamp					
90	F-FT600/900	E0TZ 17682-H E0TZ 17682-G		E0TZ 17723-B E0TZ 17723-C	R.H.-7" x 16" L.H.-7" x 16"
90	All L series w/marker lamps	E1HZ 17682-F	★ ⚡ E0HZ 17696-H Not replaced	E1HZ 17723-F	R.H. painted 7" x 16"
		E1HZ 17682-E	★ ⚡ E0HZ 17696-G Not replaced	E1HZ 17723-E	L.H. painted 7" x 16"
90	C-CT600/900 -- w/marker lamps	E1HZ 17682-D E1HZ 17682-C		E1HZ 17723-D E1HZ 17723-C	R.H. painted 7" x 16" L.H. painted 7" x 16"
TYPE 6- Western-swing lock-low profile-window observation					
90	CL-CLT900	D9HZ 17682-L		D8HZ 17723-G	
TYPE 7- Western-swing lock-high profile					
90	CL-CLT900	D9HZ 17682-A D9HZ 17682-B		D8HZ 17723-A D8HZ 17723-A	R.H.-painted L.H.-painted
90	CL-CLT900	D9HZ 17682-C D9HZ 17682-D		D8HZ 17723-E D8HZ 17723-E	R.H.-stainless L.H.-stainless
TYPE 8- Western-swing lock-high profile-heated					
90	CL-CLT	D9HZ 17682-K		D8HZ 17723-F	L.H.-stainless-7" x 16"
90	CL-CLT	D9HZ 17682-J		D8HZ 17723-F	R.H.-stainless-7" x 16"
90	All L series heated w/marker lamp	E1HZ 17682-A E1HZ 17682-B		E1HZ 17723-A E1HZ 17723-B	R.H.-stainless-7" x 16" L.H.-stainless-7" x 16"
90	L-LL-LN-LNT-LS- LT-LTL-LTS600/900 -- w/marker lamp/HTD	E8HZ 17682-A E8HZ 17682-B			R.H.-stainless 7" x 16" L.H.-stainless 7" x 16"
TYPE 9- Western-swing lock-high profile-marker lamp					
90	B-F600/800 CL-CLT L-LL-LS-LT-LTL-LTS 600/900 LN-LNT w/marker lamp/HTD	E8HZ 17682-E	E8HZ 17682-G		R.H. stainless steel (use E8HZ 17B720-B wiring assy.) less arms
90	CL-CLT900	D9HZ 17682-E D9HZ 17682-F		D8HZ 17723-B D8HZ 17723-K	R.H. L.H.
90	CL-CLT900	D9HZ 17682-G D9HZ 17682-H		D8HZ 17723-C D8HZ 17723-D	R.H. L.H.
90	F-FT600/900		★ ⚡ E0HZ 17696-K	Not replaced	R.H.-7" x 16"
90	F-FT600/900		⚡ E0HZ 17696-J		L.H.-7" x 16"

1990/
TRUCK SERIES 600/900

YEAR	MODEL/RESTRICTIONS	PART NUMBER			DESCRIPTION	
		ASSEMBLY	Δ KIT	■ HEAD		
17682-3	MIRROR ASSY. (REAR VIEW OUTSIDE)					
	Refer to page 3 of this section for mirror illustration					
	Δ Refer to section 176A for a listing of kit components					
	Note: ■ Canada only, ■ For glass replacement refer to group 17A700					
TYPE 10- Panaramic-circular mount						
90	L-LL-LN-LNT-LS LT-LTS-LTL600/900 w/marker lamp/htd.	E8HZ 17682-F	E8HZ 17682-H		R.H. stainless steel (use E8HZ 17B720-B wiring assy.) less arms	
90	C-CT-F600/900		C5TZ 17696-A	Not available	4-1/2" dia.	
90	All L series					
90	All		E0HZ 17696-A	Not Available	5" dia.	
TYPE 11- Retractable-high profile						
90	L-LN-LNT-LT-LTS600/900			D8HZ 17723-L	R.H. and L.H.-6" x 16"	
TYPE 12- Retractable-high profile						
90	C-CT600/900			D8HZ 17723-L	R.H. and L.H.-6" x 16"	
YEAR	MODEL/RESTRICTIONS	PART NUMBER			DESCRIPTION	
		ASSEMBLY	Δ KIT	■ HEAD		
TYPE 13- Panaramic-Stick-on Type						
NOTE						
⊕ To conform to FMVSS #111 requirements, installation of a Convex Mirror must not decrease the reflective surface area of the mirror to which it is attached to an area less than indicated below:						
● All vehicles, except school buses of 10,000 lb. GVWR or less - 19.5 in ²						
● All school buses and vehicles over 10,000 lb. GVWR GVWR - 50 in ²						
90	All		⊕ E0TZ 17696-A		3 3/4" dia.	
90	All		⊕ E0TZ 17696-B		3" dia.	
90	All		⊕ E0TZ 17696-C		2" dia.	
TYPE 14 Retractable-High Profile						
90	CF600/800	E6HZ 17682-A		E6HZ 17723-B	R.H.-non-convex	
		E6HZ 17682-B		E6HZ 17723-A	R.H.-convex	
		E6HZ 17682-D		E6HZ 17723-B	L.H.-non-convex	
		E6HZ 17682-C		E6HZ 17723-C	L.H.-convex	
90	LS-LTS900 all w/aeromax pkg.			E6HZ 17723-A	R.H. convex	
	LS-LTS900 all w/aeromax pkg.			E6HZ 17723-C	L.H. convex	
YEAR	MODEL/RESTRICTIONS	PART NUMBER			DESCRIPTION	QTY.
90	CL-CLT900		388042-S	(BB-807-FB)-bolt-T head-1/4"-20 x 5/8"-stainless steel-att. mirror assy. to door	AR	
90	CL-CLT900		388082-S	(MM-118-N)-nut-crown-1/4"-20-stainless steel-att. mirror assy. to door	AR	
90	CL-CLT900		388083-S	(MM-5-B)-nut crown-3/8"-16-stainless steel-att. mirror assy. to door	AR	
90	CL-CLT900		388084-S	(XX-312-C)-washer-flat-7/8"-stainless steel-att. mirror assy. to door	AR	
90	CL-CLT900		388085-S	(XX-302-E)-washer-spring lock-1/4"-stainless steel-att. mirror assy. to door	AR	
90	CL-CLT900		388086-S	(XX-303-E)-washer-spring lock-3/8"-stainless steel-att. mirror assy. to door	AR	
90	CL-CLT900		388089-S	(BB-551-CL)-screw & washer-hex head-1/4"-20 x 1"-stainless steel-att. mirror assy. to door	AR	
YEAR	MODEL/RESTRICTIONS	PART NUMBER			DESCRIPTION	
		ASSEMBLY	Δ KIT	■ HEAD		
TYPE 15-Western						
90	LS-LTS900 all w/aeromax pkg.	E8HZ 17682-J			R.H. painted black	
	LS-LTS900 all w/aeromax pkg.	E8HZ 17682-K			L.H. painted black	

1990/
TRUCK SERIES 600/900

YEAR	MODEL/RESTRICTIONS	PART NUMBER	DESCRIPTION	QTY.
17D690 GLASS AND HEATER ASSY (REAR VIEW OUTSIDE MIRROR)				
90	CL-CLT900	E1HZ 17D690-A		1
17B693 PLATE (REAR VIEW OUTSIDE MIRROR)				
90	CF600/800	(RH) E6HZ 17B693-A	(LH) E6HZ 17B693-B	1
17700 MIRROR (REAR VIEW INSIDE)				
90	CF600/800	★ E6HZ 17700-A	Not replaced	1
17A700 MIRROR (REAR VIEW OUTSIDE)				
Note: ☞ Canada only				
90	C-CT-L-LN-LNT-LT600/900 -- w/Western mirror	☞ C4HZ 17A700-A	15-1/2 x 6-1/2	AR
90	C-CT600/900	D6HZ 17A700-A	15 1/2" x 6-1/4"-use as replacement for 7" x 16 mirror w/(1) retaining screws	AR
17C702 HEAD (REAR VIEW OUTSIDE MIRROR)				
Note: ☞ Canada only				
90	C-CT-W-WT600/900 -- w/Western mirror and marker lamps	★☞ C8HZ 17C702-A Not replaced	L.H.-painted	1
17B713 BRACKET (REAR VIEW OUTSIDE MIRROR)				
90	CL-CLT900	D8HZ 17B713-A	R.H. and L.H.-lower-painted- use with D8HZ 17682-A,B	2
90	CL-CLT900	D8HZ 17B713-B	R.H. and L.H.-lower-stainless- use with D8HZ 17682-E,F,N	2
17A717 PLATE (REAR VIEW OUTSIDE MIRROR MOUNTING)				
90	C-CLT900	D8HZ 17A717-A	W/R.H. observation mirror	1
17B717 MIRROR and GUARD ASSY. (REAR VIEW OUTSIDE) LESS ARMS-Also refer to group 17C732				
Note: ☞ Canada only				
90	C-CT600/900 -- w/Western mirror and marker lamps	☞ D9HZ 17B717A	R.H.-painted	1
90	L-LN-LNT-LT600/900 w/Western mirror and marker lamps	☞ D9HZ 17B717-B	R.H.-painted	1
17B719-20 WIRING ASSY. (REAR VIEW OUTSIDE MIRROR FEED)				
Note: ☞ Canada only				
90	CL-CLT900 -- heated and marker lamp mirror head	D8HZ 17B719-A	R.H. and L.H. -feed to main wire- #D7HT 17B719-BC	2
90	C-CT600/900 -- marker lamp	E1HZ 17B720-A		1
90	L-LN-LNT-LT-LTL-LTS -- marker lamp	E1HZ 17B720-B		1
90	L-LS-LT-LTS-LL-LTL- LN & LNT -- w/stainless Western heated/lighted mirror	E8HZ 17B719-A		
90	L-LL-LN-LNT-LS-LT- LTL-LTS600/900 -- w/ lighted mirror/heated	E8HZ 17B720-A		1
	L-LL-LS-LT-LTL-LTS-LN-LNT- 600/900 -- w/Western heated/ lighted stainless mirror	E9HZ 17B719-A		1
90	L-LL-LN-LNT-LS-LT-LTL-LTS600/900 -- w/turn signal/heated/lighted mirror aeromat	E8HZ 17B720-B		1
17D720 CAP (REAR VIEW OUTSIDE MIRROR)				
90	CF600/800	E7HZ 17D720-A	R.H.-used to cover arm opening in 17B730 cover	2
90	CF600/800	E7HZ 17D720-B	L.H.-used to cover arm opening in 17B730 cover	2
17722 LAMP ASSY (MIRROR MARKER CLEARANCE)				
90	All -- Mirrors with marker lamps	E0HZ 17722-A		1
17A722 LENS (MIRROR MARKER CLEARANCE LAMP)				
90	All -- Mirrors with marker lamps	E0HZ 17A722-A		1
17723 HEAD (REAR VIEW OUTSIDE MIRROR)-Also refer to group 17682-3				

1990/
TRUCK SERIES 600/900

YEAR	MODEL/RESTRICTIONS	PART NUMBER	DESCRIPTION	QTY.
17724 GASKET (REAR VIEW OUTSIDE MIRROR)				
90	CF600/800	E6HZ 17724-A	"Large"	2
90	CF600/700	E6HZ 17724-B	"Small"	2
90	CL-CLT Series, all, sight window mirror	F0HZ 17724-A		2
17C725 WIRING ASSY. (REAR VIEW OUTSIDE MIRROR HEATED)-If not listed improvise				
90	LN-LNT9000 -- fleet option	E4HZ 17C725-A		1
90	L-LN-LNT-LT-LTL-LTS600/900	E7HZ 17C725-A		1
17727 BRACKET (REAR VIEW OUTSIDE MIRROR)				
90	CL-CLT900	D8HZ 17727-A	R.H. and L.H.-painted- use with D8HZ 17682-A,B	2
90	CL-CLT900	D8HZ 17727-B	R.H. and L.H.-stainless- use with D8HZ 17682-E,F,N	2
90	All L series w/Western mirror	D0HZ 17727-A	Stainless steel	1
		D0HZ 17727-B	Painted	1
17729 CAP (REAR VIEW OUTSIDE MIRROR ARM)				
90	CF600/800	E6HZ 17729-A		1
17B730 COVER (REAR VIEW OUTSIDE MIRROR)				
90	CF600/800	E6HZ 17B730-B		2
90	LS-LTS900 w/aeromax pkg.			1
17A732 SUPPORT ASSY. (REAR VIEW OUTSIDE MIRROR UPPER)				
90	C-CT600/900 -- w/Western mirror-- swing-non lock-high profile-- type 2 and 3	C8HZ 17A732-A	R.H. and L.H.-painted	2
		C9HZ 17016-A	R.H. and L.H.-stainless steel	2
90	C-CT600/900 -- w/Retractable mirror-high profile-type 12	(RH) D8HZ 17A732-C	(LH) D8HZ 17A732-D	1
90	F600/900 -- w/Western mirror type 2 and 3	(RH) E0TZ 17A732-A	(LH) E0TZ 17A732-B	7" x 16"-painted
		(RH) E0TZ 17A732-C	(LH) E0TZ 17A732-D	7" x 16"-stainless
90	All L series -- w/Western mirror-type 3	(RH) D0HZ 17A732-C	(LH) D0HZ 17A732-A	Painted
		(RH) D0HZ 17A732-D	(LH) D0HZ 17A732-B	Stainless steel
90	All L series -- w/Retractable mirror-high profile-type 11	(RH) D8HZ 17A732-A	(LH) D8HZ 17A732-A	
90	LS-LTS900 w/aeromax pkg. type 15 painted	(RH) E8HZ 17A732-A	(LH) E8HZ 17A732-B	
17C732 MIRROR and GUARD ASSY. (REAR VIEW OUTSIDE) LESS ARMS-Also refer to group 17B717				
Note: ⚡ Canada only				
90	C-CT600/900 -- w/Western mirror and marker lamps	⚡ D9HZ 17C732-A	L.H.-painted	1
90	All L series -- w/Western mirror and marker lamp	⚡ D9HZ 17C732-B	L.H.-painted	1
17A734 BRACE (REAR VIEW OUTSIDE MIRROR SUPPORT)				
90	C-CT600/900-w/Western mirror-- swing-non lock-high profile-- type 2 and 3	C8HZ 17A734-A	R.H. and L.H.-painted	2
		C9HZ 17A734-B	R.H. and L.H.-stainless steel	2
90	C-CT600/900 -- w/Retractable mirror-high profile-type 12	D8HZ 17A734-C	R.H. and L.H.	2
90	CF600/800	(RH) E6HZ 17A734-A	(LH) E6HZ 17A734-B	1
90	F600/900 -- w/Western mirror	(RH) E0TZ 17A734-A	(LH) E0TZ 17A734-B	Painted-7" x 16"
		(RH) E0TZ 17A734-C	(LH) E0TZ 17A734-D	Stainless-7" x 16"
90	All L series -- w/Western mirror	(RH) D0HZ 17A734-C	(LH) D0HZ 17A734-D	Painted
		(RH) D0HZ 17A734-A	(LH) D0HZ 17A734-B	Stainless steel
90	All L series -- w/Retractable mirror-high profile-type 11	(RH) D8HZ 17A734-A	(LH) D8HZ 17A734-B	
90	LS-LTS900 w/aeromax pkg. type 15 painted	(RH) E8HZ 17A734-B	(LH) E8HZ 17A734-A	

1990/
TRUCK SERIES 600/900

YEAR	MODEL/RESTRICTIONS	PART NUMBER	DESCRIPTION	QTY.	
17A736 SUPPORT ASSY. (REAR VIEW OUTSIDE MIRROR LOWER)					
90	C-CT600/900 -- w/Western mirror-- swing-non lock-high profile- type 2 and 3	(RH) C8HZ 17A736-A (RH) C9HZ 17059-A	(LH) C8HZ 17A736-B (LH) C9HZ 17A736-A	Painted Stainless steel	1 1
90	C-CT600/900 -- w/Retractable mirror-high profile-type 12	(RH) D8HZ 17A736-C	(LH) D8HZ 17A736-D		1
90	F-FT600/800 -- Western mirror	(RH) E3HZ 17A736-A (RH) E3HZ 17A736-C	(LH) E3HZ 17A736-B (LH) E3HZ 17A736-D	Painted 7" x 16" Stainless 7" x 16"	1 1
90	All L series -- w/Western mirror	(RH) D0HZ 17A736-C (RH) D0HZ 17A736-D	(LH) D0HZ 17A736-A (LH) D0HZ 17A736-B	Painted Stainless steel	1 1
90	All L series -- w/Retractable mirror-high profile-type 11	(RH) D8HZ 17A736-A	(LH) D8HZ 17A736-B		1
90	LS-LTS900 w/aeromax pkg.	(RH) E8HZ 17A736-A	(LH) E8HZ 17A736-B		1
17C736 ROD ASSY. (REAR VIEW OUTSIDE MIRROR PIVOT)					
90	C-CT600/900 -- w/Retractable mirror-high profile-type 12	D8HZ 17C736-A	R.H. and L.H.		2
90	All L series -- w/Retractable mirror-high profile-type 11				2
17742 ARM ASSY. (REAR VIEW OUTSIDE MIRROR)					
90	C-CT600/900 -- w/Retractable mirror-high profile-type 12	D8HZ 17742-A	R.H. and L.H.		2
90	CF600/700	(RH) E6HZ 17742-A	(LH) E6HZ 17742-B		1
90	All L series -- w/Western mirror	D0HZ 17742-A	R.H. and L.H.-painted		2
90	All L series -- w/Western mirror	D0HZ 17742-B	R.H. and L.H.-Stainless steel		2
90	F700/880 -- w/Western mirror				2
90	All L series -- w/Retractable mirror-high profile-type 12	D8HZ 17742-A	R.H. and L.H.		2
17743 ARM ASSY. (REAR VIEW OUTSIDE MIRROR TO MIRROR HEAD)					
90	C-CT600/900 -- w/non-telescoping mirror	B7T 17743-A			1
17C748 PIVOT ASSY. (REAR VIEW OUTSIDE MIRROR)					
90	CL-CLT900	D8HZ 17C748-A			1
17B749 BRACKET ASSY. (FRONT BUMPER)					
90	L-LT-LN-LNT600/900 -- w/ext. bumper w/o ext. frame	D4HZ 17B749-A			1
90	L-LL-LN-LNT-LT-LTL -- w/ extended frame & extended bumper	E7HZ 17B749-A	R.H. and L.H.		2
90	All L Series & LN-LNT900 -- w/ext. bumper w/set back axle	(RH) E8HZ 17B749-A	(LH) E8HZ 17B749-B	Bracket assy. frt. bmpr. mntg.	2
90	L-LS-LT-LTS-LN-LNT800/900 -- w/ext. bumper w/reg. front axle	E8HZ 17B749-C	R.H.		2
90	LTS600/900 -- w/ext. bumper	D3HZ 17B749-A			2
17K749 SPACER (REAR BUMPER)					
90	CF600/700	E6HZ 17K749-A			1
17750 Refer to group 17757					
17752-3 BRACKET (FRONT BUMPER)					
90	B-F-FT600/900	(RH) E3HZ 17752-A	(LH) E3HZ 17753-A		1
90	CL-CLT900	(RH) D8HZ 17752-A	(LH) D8HZ 17753-A		1
90	All -- CL-CLT900	(RH) E8HZ 17752-A	(LH) E8HZ 17753-B		1
90	CF600/700	E6HZ 17752-A	R.H. & L.H.		2
90	LTS800/900	(RH) D0HZ 17752-A	(LH) D0HZ 17753-A		1
90	LS-LTS800/900 all w/ extended frt. bumpers				
90	ALL L SERIES 900 -- w/ extended bumper & w/o extended frame	(RH) E7HZ 17752-A	(LH) E7HZ 17753-A		1
	All L series 900 -- w/extended bumper & w/extended frame	E7HZ 17753-B	R.H. and L.H.		2

1990/
TRUCK SERIES 600/900

YEAR	MODEL/RESTRICTIONS	PART NUMBER	DESCRIPTION	QTY.
17752-3 BRACKET (FRONT BUMPER) -- Cont'd				
90	All -- L Series 900- w/extended bumper	(RH) E8HZ 17752-C	(LH) E8HZ 17753-D	1
90	All L Series 900 & LN-LNT -- w/extd. frame w/non extd. bumper	(RH) E8HZ 17752-D	(LH) E8HZ 17753-C	2
90	L-LS-LT-LTS-LN-LNT w/cat. 3306 17" bumper	(RH) E8HZ 17752-F	(LH) E8HZ 17753-E	1
90	LL & LTL Series, all Cat. 3176 diesel eng. w/front bumper aluminum-deep design	(RH) F0HZ 17752-A	(LH) F0HZ 17753-B	1
90	All, L & LN Series 9000 w/Cat. 3176 diesel engine and front bumper steel cut off flex ends or aluminum	(RH) F0HZ 17752-B	(LH) F0HZ 17753-A	1
17757 BUMPER (FRONT)				
90	B-F-FT600/900	E4HZ 17757-C	Primed	1
90	F-FT600/900	E4HZ 17757-B	Chrome	1
90	C-CT600/900	B7T 17750-B	Primed-incl. brackets with 2 7/8" rise	1
90	C-CT800/900	B8QH 17750-A	Primed-incl. brackets with 3 1/8" rise	1
90	C-CT800/900	D7TZ 17757-A	Chrome-incl. brackets with 3 1/8" rise	1
		58635-S37	Bolt-hex head-3/8"-16 x 1-1/4"-chrome	2
		58676-S37	Bolt-hex head-1/2"-13 x 1-3/4"-chrome	2
		372408-S37	Washer-flat-1/2"-1-1/16" O.D.-chrome	8
		373231-S37	Washer-flat-3/8"-3/4" O.D.-chrome	2
90	CL-CLT900	D8HZ 17757-E	Steel-chrome	1
90	CL-CLT900	D8HZ 17757-B	Aluminum-bright anodized	1
90	CL-CLT900	E8HZ 17757-D	Front bright-aluminum (less air dam)	1
90	CL-CLT900	E8HZ 17757-C	Front steel-painted	1
90	CL-CLT900	E8HZ 17757-E	Front steel-short cut-off	1
90	CL-CLT900	E8HZ 17757-F	Front steel-short cut-off w/flex ends	1
90	CF600/700	E6HZ 17757-A		1
90	LN600/750	D0HZ 17757-A	Steel-painted prime	1
90	L-LN-LNT-LT800/900 -- w/o extended frame & bumper	D4HZ 17757-A	Steel-painted prime	1
		E7HZ 17757-B	Aluminum	1
	w/extended front end of the frame w/extended bumper	D0HZ 17757-D	Steel-painted prime	1
		E7HZ 17757-A	Steel-painted	1
		E7HZ 17757-B	Aluminum	1
90	L-LN-LS-LT-LNT-LTS800/900	E8HZ 17757-B	Front steel cut-off argent w/flex ends	1
90	LTS			
90	LS-LL -- w/o extended bumper	D0HZ 17757-D	Steel-pained prime	1
		D2HZ 17757-B	Steel-chromed	1
90	LS-LTS -- w/extended bumper	E7HZ 17757-A	Steel-painted	1
		E7HZ 17757-B	Aluminum	1
90	L-LS-LT-LTA-LTS800/900	E8HZ 17757-G	Front steel-w/set back front axle primed	1
90	L-LS-LT-LTS800/900 -- w/set back axle only	E8HZ 17757-H	Frnt. bumper aluminum	1
82/88	LL-LTL900	E1HZ 17757-B	18" wide aluminum	1
		E7HZ 17757-A	17" wide steel-painted	1
		E7HZ 17757-B	17" wide aluminum	1
90	L-LT-LTL-LTS900	E8HZ 17757-A	Front primed steel cut-off	1
90	C-CT600/900	379027-S2	(BB-194-M)-bolt-hex. head-1/2"-13 x 1 9/16"	8
		55697-S8	(M-89-F)-nut-1/2"-13	8
		44733-S8	(X-32)-washer-flat-1/2"	8

1990/
TRUCK SERIES 600/900

YEAR	MODEL/RESTRICTIONS	PART NUMBER	DESCRIPTION	QTY.
17757 BUMPER (FRONT) — Cont'd				
90	L-LN-LNT-LT-LTS800/900	357451-S	(BB-195)-bolt-hex. head-1/2"-13 x 1 3/4"	12
		55697-S8	(M-89-F)-nut-1/2"-13	12
		44735-S8	(X-32)-washer-flat-1/2"	12
90	LN600/750	383896-S2	(BB-195-E)-bolt-hex. head-1/2"-13 x 2"	8
		55697-S8	(M-89-F)-nut-1/2"-13	8
		44735-S8	(X-32)-washer-flat-1/2"	8
90	L-LL-LS-LT-LTL-LTS- LN-LNT -- w/setback axle LS-LTS9000 -- w/aeromax pkg w/setback axle	E9HZ 17757-A	Aluminum	1
90	L-LL-LS-LT-LTL-LTS LN-LNT -- w/setback axle LS-LTS9000 -- w/aeromax pkg. w/setback axle	E9HZ 17757-B	Steel	1
17K759 CLIP (TOWING PIN)				
90	CF600/800	E6HZ 17K759-A		2
17W763 REINFORCEMENT (FRONT TOWING)-INNER L.H.				
90	CF600/800 w/long overhang frame	E6HZ 17W763-A	Inner L.H.	1
17W765 REINFORCEMENT (FRONT TOWING) INNER CENTER				
86/88	CF600/800 w/long overhang frame	E6HZ 17W765-A	Inner center	1
17W266 REINFORCEMENT (FRONT TOWING) INNER LOWER				
86/88	CF600/800	E6HZ 17W766-B	Inner lower	1
17W769 PIN (FRONT TOWING CROSS MEMBER)				
90	CF600/800	E6HZ 17W769-A		1
17779 DEFLECTOR ASSY (FRONT BUMPER STONE)				
90	LTL900	(RH) E3HZ 17779-A	(LH) E3HZ 17779-B	1
90	LL900			1
90	LTL900	E3HZ 17779-C	Center	1
17B783 SPACER (FRONT BUMPER BRACKET)				
90	LTL-9000	E8HZ 17B783-A		2
90	L-LT-LN-LNT -- w/extended bumper LL-LTL -- w/extended bumper 17"			
90	L-LN-LS-LT-LNT-LTS900 w/o extended bumper	E7HZ 17B783-A		2
17E784 BUMPER END CAPS				
90	All -- L Series CL-CLT900-cut-off bumper 17" & flex ends "Eff. 9/19/87"	(RH) E8HZ 17E784-A	(LH) E8HZ 17E785-A	1
17787-8 BRACKET (REAR BUMPER MOUNTING)				
90	CF600/700	(RH) E6HZ 17787-A	(LH) E6HZ 17788-A	1
17A792 REINFORCEMENT (FRONT BUMPER)				
90	CL-CLT900	D8HZ 17A792-A	#D7HT 17C862-DA	1
17K794 CROSS MEMBER ASSY. (FRONT TOWING)				
90	CF600/800	E6HZ 17K794-F	Frame-long over hang	1
17C797 PLATE (FRONT TOW HOOK BOLT LATCH)				
90	L-LN-LNT-LT-LTL-LTS800/900	DOHZ 17C797-A		2
17B862 REINFORCEMENT (REAR BUMPER MOUNTING BRACKET)				
90	CF600/700	E6HZ 17B862-A		1
17K864 HOOK (TOW REAR)				
89	LTL900	(RH) E1HZ 17K864-A	(LH) E1HZ 17K865-A	1
89	LL900			1
90	LL-LTL Series-All	(RH) FOHZ 17K864-A	(LH) FOHZ 17K865-A	1
17A900-1 COVER (FRONT BUMPER)				
90	CF600/700	(RH) E6HZ 17A900-A	(LH) E6HZ 17A901-A	1

1990/
TRUCK SERIES 600/900

YEAR	MODEL/RESTRICTIONS	PART NUMBER	DESCRIPTION	QTY.
17906 BUMPER REAR				
90	CF600/700	E6HZ 17906-A		1
17D924 BRACKET ASSY. (TOW PIN)				
90	CL-CLT900	E8HZ 17D924-A	Center	
17A928 REINFORCEMENT (FRONT BUMPER GUARD)				
90	LN600/750	DOHZ 17A928-A		2
17D947 RETAINER SPRING (FRONT BUMPER STEP)				
90	CL-CLT900	D8HZ 17D947-A	R.H. and L.H.	2
17A954-5 HOOK FRONT BUMPER (TOWING)				
90	B-F-FT600/900	(RH) E4HZ 17A954-A	(LH) E4HZ 17A955-A	1
90	C-CT600/900	C9TZ 17A954-A	R.H. and L.H.	2
90	CL-CLT900	D8HZ 17A954-B		1
89	All L & LN Series	(RH) E7HZ 17A954-A	(LH) E7HZ 17A955-A	1
90	All L & LN Series w/Extended frame	(RH) FOHZ 17A954-B	(LH) FOHZ 17A955-A	1
90	All L & LN Series	(RH) FOHZ 17A954-A	(LH) FOHZ 17A955-B	1
17B973 STEP (FRONT BUMPER)				
90	CL-CLT900	D8HZ 17B973-A	R.H. and L.H.	2
90	CF600/700	E6HZ 17B973-B		
17B984 MOUNTING PLATE (FRONT BUMPER)				
90	All L Series CL-CLT900	E8HZ 17B984-A		2

**1990/
TRUCK SERIES 600/900**

QTY.	PART NUMBER	DESCRIPTION	QTY.	PART NUMBER	DESCRIPTION
	C5TZ 17696-A			D3HZ 17696-B	
1	C4RA 17386-B	Bolt	1	D6HT 17A717-FA	Mirror and Guard assy.
1	C4RA 17723-G	Mirror	1	D0HZ 17A732-D	Support - upper
1	C4RA 17C687-C	Bracket - upper arm	1	D0HZ 17A734-A	Brace
1	C4RA 17C688-C	Bracket - lower arm	1	D0HZ 17A736-D	Support - lower
1	380491-S100	Bolt-carriage - 1/4"-28	1	D0AZ 6455180-A	Fastener
1	380492-S100	Lockwasher - 1/4"	1	33797-S8	Nut-hex - 5/16"-18
1	380493-S100	Flatwasher - 1/4"	3	34162-S40	Nut-crown - 1/4"-20
1	380494-S100	Nut-hex - 1/4"-28	2	34164-S40	Nut-crown - 3/8"-16
1		Instruction sheet	3	34940-S39 or	Lockwasher - 1/4"
	D3HZ 17696-A		3	372871-S	
1	D6HT 17A717-FA	Mirror and Guard assy.	3	34780-S40	Lockwasher - 1/4"
1	D0HZ 17A732-B	Support - upper	2	34827-S40	Lockwasher - 3/8"
1	D0HZ 17A734-B	Brace	3	57032-S40	Screw & washer-hex - 1/4"-20 x 1
1	D0HZ 17A736-B	Support - lower	1	304718-S2	Bolt-hex hd. - 1/4"-20 x 1-1/4"
1	D0AZ 6455180-A	Fastener	2	352665-S40	Bolt-crown hd. - 3/8"-16 x 1-1/16"
1	33797-S8	Nut-hex - 5/16"-18	1	372871-S	Lockwasher - 1/4"
3	34162-S40	Nut-crown - 1/4"-20	1	373231-S40	Flatwasher - 3/8"
2	34164-S40	Nut-crown - 3/8"-16	3	376668-S	Washer-nylon - 1/4"
3	34940-S39 or	Lockwasher - 1/4"	3	383100-S40	Bolt-tee - 1/4"-20
3	372871-S		1		Instruction sheet
3	34780-S40	Lockwasher - 1/4"		D3TZ 17696-G	
2	34827-S40	Lockwasher - 3/8"	1	C9HZ 17682-B	Mirror and Guard assy.
3	57032-S40	Screw & washer-hex - 1/4"-20 x 1	1	D3TZ 17A732-A	Support - upper
1	304718-S2	Bolt-hex hd. - 1/4"-20 x 1-1/4"	1	D3TZ 17A734-A	Brace
2	352665-S40	Bolt-crown hd. - 3/8"-16 x 1-1/16"	1	D3TZ 17A736-A	Support - lower
1	372871-S	Lockwasher - 1/4"	3	D0AZ 6455180-A	Fastener
1	373231-S40	Flatwasher - 3/8"	1	33797-S8	Nut-hex - 5/16"-18
3	376668-S	Washer-nylon - 1/4"	3	34162-S40	Nut-crown - 1/4"-20
3	383100-S40	Bolt-tee - 1/4"-20	2	34164-S40	Nut-crown - 3/8"-16
1		Instruction sheet	3	34781-S40	Lockwasher - 5/16"
			2	34790-S2	Lockwasher - 1/4"
			2	34827-S40	Lockwasher - 3/8"
			1	44720-S2	Flatwasher - 1/4"
			3	55613-S39	Screw & washer - 1/4"-20 x 3/4"
			1	304718-S2	Bolt-hex hd. - 1/4"-20 x 1-1/4"
			2	352665-S40	Bolt-crown hd. - 3/8"-16 x 1-1/16"
			1	373231-S40	Flatwasher - 3/8"
			4	376668-S	Washer-nylon - 1/4"
			3	383100-S40	Bolt-tee - 1/4"-20
			1		Instruction sheet

**1990/
TRUCK SERIES 600/900**

YEAR	MODEL/RESTRICTIONS	PART NUMBER	DESCRIPTION	QTY.
18A000 MEMBER ASSY. (REAR SHOCK ABSORBER MOUNTING)				
90	CL-CLT900 -- neway susp.	D9HZ 18A000-A		1
18036 STUD (FRONT SHOCK ABSORBER MOUNTING LOWER)				
90	C700/900 -- with 9M front axle, 4040 lb. front springs and 9.5" frame	C6TZ 18036-C		2
90	C600/750 -- with 6M or 7M front axle and 9.5" frame	D3HZ 18036-A		2
90	F-FT-B600/900			2
90	LN600/750 -- 5M, 5.5M, 6M and 7M front axle			2
90	LN700 -- 9M front axle			2
18A045 BRACKET (REAR SHOCK ABSORBER TO FRAME)				
90	LN600/750	C1TT 18A045-A		2
		34988-S4	(M-89-D)-nut-7/16"-14	4
		351521-S	(XX-237)-washer-flat	2
		380079-S2	(XX-173-C)-washer-flat-7/16"	8
18080	Refer to group 18125			

18112-3 BRACKET ASSY. (FRONT SHOCK ABSORBER LOWER)-Also refer to groups 18126-7, 5320				
90	C-CT 600/900 -- 6M, 7M, 9M axle	(RH) COTT 18112-B	(LH) COTT 18113-B	1
90	C-CT800/900 -- 15M front axle	(RH) COTT 18112-D	(LH) COTT 18113-D	1
90	C-CT800/900 -- 11M or 12M front axle	(RH) C4TZ 18112-B	(LH) C4TZ 18113-B	1
90	C-CT800/900 -- 16M frt. axle	(RH) D6HZ 18112-A	(LH) D6HZ 18113-A	1
90	CL-CLT900	(RH) D8HZ 18112-B	(LH) D8HZ 18113-B	1
90	CF600/800	(RH) E6HZ 18112-A	(LH) E6HZ 18113-A	1
90	L-LN-LNT-LT-LTS800/900 -- 6M,7M,9M front axle	(RH) D3HZ 18112-D	(LH) D3HZ 18113-D	1
90	F800	(RH) D3HZ 18112-B	(LH) D3HZ 18113-B	1
90	L-LN-LNT-LT-LTL-LTS800/900 -- 12M front axle			1
90	L-LN-LNT-LT-LTL-LTS800/900 -- 16M front axle	(RH) D3HZ 18112-C	(LH) D3HZ 18113-C	1

1990/
TRUCK SERIES 600/900

18124-5 SHOCK ABSORBER KIT (FRONT or REAR)

SHOCK ABSORBER IDENTIFICATION CHART

The production number is stamped on the barrel of each shock absorber as an identification marking. The following chart will provide quick identification of the service kit number when the identification marking is known. Also shock absorber kits may be selected by model, year and description under group numbers 18124 and 25 which follow the chart. Shock absorber kits include insulators, bolts, nuts and washers.

IDENTIFICATION		PART NUMBER		IDENTIFICATION		PART NUMBER	
		SERVICE KIT	MOTORCRAFT			SERVICE KIT	MOTORCRAFT
D2EF	18045-AA	D2TZ	18124-E	E0HT	18045-AB	E0HZ	18124-A
D2HF	18045-AA	D2TZ	18124-G	E5HT	18045-AA	E6HZ	18124-A
D2HF	18045-BA	D2TZ	18124-F	E5HT	18045-DA	E6HZ	18124-D
D2HF	18045-DA	D0HZ	18124-B	E5HT	18045-EA	E6HZ	18124-D
D2KF	18045-AA	D2TZ	18124-J	E8HT	18045-EA	E8HZ	18124-A
D2TF	18045-FA	D1TZ	18124-F	F0HT	18045-AA	F0HZ	18124-A
D4HA	18080-AA	D8HZ	18125-A	87HU	18045-BA	E7HZ	18124-B
D4TF	18045-AA	D4TZ	18124-J	D2TF	18080-LA	D2TZ	18125-K
D7HT	18045-CA	D2TZ	18124-G	D3TF	18080-GA	D3TZ	18125-G
D7HT	18045-DA	D2TZ	18124-F	D7HA	18080-AA	D8HZ	18125-B
D7HT	18045-EA	D0HZ	18124-B	D7HF	18080-AA	D7HZ	18125-A
D7HT	18045-FA	D2TZ	18124-J	D7HT	18080-BA	D1TZ	18125-E
D7HT	18045-GA	D1TZ	18124-D	D7HT	18080-DA	D7HZ	18125-A
D7HT	18045-JA	D4TZ	18124-J	E5HT	18125-EA	E6HZ	18125-E
D7HT	18045-NA	D8HZ	18124-A	E5HT	18125-DA	E6HZ	18125-F
E0HT	18045-AA	E0HZ	18124-A	E6HT	18125-AA	E6HZ	18125-D
YEAR	MODEL/RESTRICTIONS		PART NUMBER		DESCRIPTION		QTY.

APPLICATION CHART

18124 SHOCK ABSORBER KIT (FRONT)	
B SERIES	
90	B600/800 E0HZ 18124-A 2
CF SERIES	
90	CF600/700 E6HZ 18124-A 2
90	CF600/700 E6HZ 18124-D 2
90	CF700/800 E7HZ 18124-A 2
C-CT SERIES	
90	C-CT600/800 -- 16M & 18M axle D2TZ 18124-J 2
90	C-CT600/800 -- 4040# & 5400# springs, and 7M,9M& 12M axle D2TZ 18124-E 2
90	C-CT600/800 -- 3100# spring and 7M axle D4TZ 18124-J 2
CL-CLT SERIES	
90	CL-CLT900 D8HZ 18124-A 2
F SERIES	
90	F600/800 E8HZ 18124-A 2
90	F-FT600/900 -- exc. 9# (H/D) and 12# axle E0HZ 18124-A 2
90	F-FT600/900 -- 9M (H/D) and 12M axle D2TZ 18124-G 2
L-LN-LNT-LT-LTS SERIES	
90	LN-LNT600/800 -- with 3000# & 3300# springs and 5M,5.5M,6M & 7M axle D1TZ 18124-D 2

1990/
TRUCK SERIES 600/900

YEAR	MODEL/RESTRICTIONS	PART NUMBER	DESCRIPTION	QTY.
18124	SHOCK ABSORBER KIT (FRONT) — Cont'd			
L-LN-LNT-LT-LTS SERIES				
90	L & LN Series, LS-8000/9000 Series -- with spring cap--frt. 5400/12000 taper	F0HZ 18124-A		2
90	LN-LNT600/800 -- with 4040# springs & 7M & 9M axle	D2TZ 18124-E		2
90	L-LT900 -- with 7M & 9M axle--single rear axle, w/o reinf. frame and w/o drop frame	D2TZ 18124-J		2
90	L-LT-LTL-900 -- 12M axle, single rear axle--w/o reinf. frame	D2TZ 18124-F		2
90	L-LT900 -- 16M axle, Tandem rear axle, with reinf. frame and w/o drop frame			2
90	LTS900 -- 16M axle	D0HZ 18124-B		2
90	LTS900 -- 9M & 16M axle	D2TZ 18124-G		2
90	L-LT-LTL900 -- 7M,9M & 12M axle, Tandem rear axle & single r/axle--w/3406 cat. & VT555, w/o reinf. frame and w/o drop frame			2
18125	SHOCK ABSORBER KIT (REAR)			
B SERIES				
90	B600/800	D7HZ 18125-A		2
90	B600/800	E6HZ 18125-D	Located forward of r/axle	2
CF SERIES				
90	CF600	E6HZ 18125-F		2
	CF700	E6HZ 18125-E		2
CL-CLT SERIES				
90	CL-CLT -- Single axle Newway suspension	D8HZ 18125-A		2
90	CL-CLT -- Tandem axle -- Newway suspension	D8HZ 18125-B		4
F SERIES				
90	F600/900 -- 13M & 15M axle	D1TZ 18125-E		2
90	F600/900 -- 17M & 18M axle	D7HZ 18125-A		2
90	F-FT600/800	E6HZ 18125-D	Located forward of r/axle	2
L-LN-LNT-LT-LTS SERIES				
90	LN600/750 -- 11M, 13M, 15M and 17.5M axle	D1TZ 18125-E		2
90	LNT-LT900 -- w/Newway air susp.	D8HZ 18125-A		4
90	LN-LNT600/900	E6HZ 18125-D	Located forward of r/axle	2
18126-7	PLATE (FRONT SHOCK ABSORBER BRACKET LOWER)--Also refer to group 18112-3			
90	C600/750 -- exc. 6M and 7M front axle	C6TZ 18126-A	R.H. and L.H.	2
90	C800/900 -- gas			2
90	C800 -- diesel, 9 1/2" frame and 9M front axle			2
90	C800 -- 12M front axle	C6TZ 18126-D	R.H. and L.H.--steel	2
90	C-CT600/900 -- 6M, 7M, 9M, 12M and 15M front axle	D3HZ 18126-A	R.H. and L.H.--iron	2
90	C-CT800/900 -- 11M-9 3/4" frame			2

1990/
TRUCK SERIES 600/900

YEAR	MODEL/RESTRICTIONS	PART NUMBER	DESCRIPTION	QTY.
18A131 SHIELD ASSY. (FRONT SHOCK ABSORBER HEAT)				
90	CL-CLT900 -- exc. NTC 315	D8HZ 18A131-A		2
90	L-LT-LN-LNT800/900	D9HZ 18A131-A	6 holes	1
90	All L-series	E1HZ 18A131-A	3 holes	1
90	CL-CLT -- w/NTC 315 H.P. eng.			
18132-3 BRACKET ASSY. (REAR SHOCK ABSORBER LOWER)				
1				
90	B-F-FT600/900	(RH) E6HZ 18132-B	(LH) E6HZ 18133-B	2
90	CF600/800			
18A160 ABSORBER ASSY. (CAB SUSPENSION SHOCK)				
90	CL-CLT900	D8HZ 18A160-A		4
18169 BRACKET ASSY. (REAR SHOCK ABSORBER UPPER)				
90	B-F-FT600/800	E0HZ 18169-A	R.H. & L.H.	2
90	CL-CLT900 -- single axle	D8HZ 18169-A	R.H. and L.H.	2
90	CL-CLT900 -- dual axle			4
90	LNT-LT-WT900 -- Neway air susp.	D2HZ 18169-A		4
18A169 SPACER (CAB SUSPENSION ABSORBER)				
90	CF600/800	E6HZ 18A169-A		AR
18183-4 BRACKET ASSY. (FRONT SHOCK ABSORBER TO FRAME UPPER)				
90	B-F-FT600/900 -- exc. 9.5# (HD) & 12# frt axle-- "From 1/81"	(RH) E1HZ 18183-A	(LH) E1HZ 18184-A	1
90	B-F-FT800/900 -- 9.5# (HD) & 12# frt axle	(RH) E3HZ 18183-A	(LH) E3HZ 18184-A	1
90	C-CT600/800 -- w/o 9 3/4" frame	(RH) C6TZ 18183-A	(LH) C6TZ 18184-A	1
90	C900 -- 99", 111, 135", 153" and 161" W/B			1
90	C900 -- 175" W/B	(RH) C0TT 18183-C	(LH) C0TT 18184-A	1
90	CT800/900	(RH) C0TT 18183-A	(LH) C0TT 18184-A	1
90	C800 -- diesel, 9 3/4" frame			1
90	CL-CLT900	(RH) C6TZ 18183-D	(LH) C6TZ 18183-D	2
90	CF600/800 -- w/6.6L eng.	(RH) E6HZ 18183-B	(LH) E6HZ 18184-B	2
90	LN600/750	(RH) DOHZ 18183-A	(LH) DOHZ 18184-A	1
90	L-LN-LNT-LT-LTL-LTS800/900	(RH) DOHZ 18183-B	(LH) DOHZ 18184-B	1
18192 BRACKET (REAR SHOCK ABS. UPPER)				
90	CF600/700	E6HZ 18192-A		2
18193 STUD (REAR SHOCK ABSORBER TO SPRING SEAT CAP)				
90	C800	IT 18193-A		2
18196 STUD (REAR SHOCK ABSORBER TO FRAME)				
90	B-LN600/750, F600 -- 2/W/D, F700/750	C1TT 18196-A	5 1/8" long-3/4"-16 threaded ends	2
90	B-LN600/750, F600 -- 2/W/D, F700/750	34405-S7	(M-106-A)-nut-lock-3/4"-16	2
90	CF600/800	E6HZ 18196-A		2
18198 BUSHING REPAIR KIT (SHOCK ABSORBER)				
90	B600/800	D3TZ 18198-A	*AD-94-Rear	AR
90	F-FT600/900			AR
90	LN600/750			AR
90	B-F-FT600/900	E0HZ 18198-A	*AD-201-Front	AR
90	L-LN-LNT-LTL-LT-LTS800/900			1
90	CF600/800	E6HZ 18198-B		2
18199 SPACER (SHOCK ABSORBER BRACKET TO SIDE MEMBER REAR)				
90	C600/750	C6TZ 18199-A	Front shock	2
90	C800 -- gas			2
90	C800 -- diesel and 9 1/2" frame			2
90	C900 -- gas exc. 175" W/B			2
18246 WINDOW SHADE KIT				
90	F-FT600/900	E0TZ 18246-A	Replaced by E8TZ 18246-A	1
90	F-FT600/900	E8TZ 18246-A		1
18W248 RING ASSY. (HEATER BLOWER SWITCH KNOB)				
90	CF600/700	E6HZ 18W248-A		1

1990/
TRUCK SERIES 600/900

YEAR	MODEL/RESTRICTIONS	PART NUMBER	DESCRIPTION	QTY.
18N249 DOOR AND SEAL ASSY. (HEATER OUTLET)				
90	F-FT600/900	E4TZ 18N249-A		1
18K253 LEVER (HEATER CONTROL)				
90	CF600/700	E8HZ 18K253-A		1
18B258 BRACKET (AIR CONDITIONER AND HEATER CONTROL VACUUM MOTOR MOUNTING)				
90	CL-CLT900 -- heater or man. A/C	D8HZ 18B258-A	R.H. & L.H.-3 holes	2
90	CL-CLT900 -- heater or man. A/C	D8HZ 18B258-E	R.H. - 5 holes	1
90	CL-CLT900 -- heater or man. A/C	D8HZ 18B258-C	L.H. - 5 holes	1
90	CL-CLT900 -- w/sleeper	D8HZ 18B258-D		1
90	CL-CLT900 -- A.T.C.	D8HZ 18B258-B	Use with servo assy 19D669	1
18B259 DUCT ASSY. (HEATER AIR INLET)-Also refer to groups 18A568 and 18A594				
90	C-CT600/900	D9HZ 18B259-A	Shutter type	1
18C260 GASKET (AIR CONDITIONER and HEATER CONTROL LENS)				
90	L-LN-LNT-LT-LTL-LTS800/900	D3HZ 18C260-A		1
18B278 LINK (HEATER AND AIR CONDITIONER AIR OUTLET DOOR)				
90	CL-CLT900	D8HZ 18B278-A	R.H. plenum & def. nozzle	1
18D284 SHAFT (HEATER DOOR DEFROSTER)				
90	All L-series	E7HZ 18D284-A		
18A292 SHAFT (WINDSHIELD DEFROSTER DOOR CONTROL)				
90	F-FT600/900 -- integral A/C or Hi-Low vent system	E0TZ 18A292-A		1
18B299 COVER ASSY. (HEATER CORE CASE)				
90	F-FT600/900 -- Integral A/C or Hi-Low vent	E0TZ 18B299-A		1
18C298-9 DUCT (HEATER AND AIR CONDITIONER OUTLET)				
90	CL-CLT900	D8HZ 18C298-A	R.H. - front	1
90	CL-CLT900 -- Heater or manual A/C	D8HZ 18C299-B	L.H. Front	1
90	CL-CLT -- A.T.C.			1
90	CL-CLT900	D8HZ 18C298-B	R.H. - rear	1
90	CL-CLT900	E1HZ 18C299-A	L.H. Rear	1
18K300 SEAL (HEATER AND AIR CONDITIONER DUCT ADAPTER)				
90	CL-CLT900 -- w/sleeper	D8HZ 18K300-A		1
18B303 WIRING ASSY. (HEATER AND AIR CONDITIONER MOTOR SWITCH FEED)				
90	CL-CLT900	E7HZ 18B303-A	#E7HT 18B303-AA	1
90	CL-CLT900	E8HZ 18B303-A	#E8HT 18B303-AA	1
18C306 REGISTER ASSY. (AIR DISTRIBUTION)				
90	CF600/800	E6HZ 18C306-A	Floor	2
18K312 CABLE ASSY. (HEATER AND AIR CONDITIONER CONTROL INNER)				
90	CL-CLT900 -- heater or man. A/C	D8HZ 18K312-A		1
18C313 COVER ASSY. (HEATER HOUSING FRONT)				
90	L-LN-LNT-LT-LTL-LTS600/900	E4HZ 18C313-A		1
18A318 VACUUM MOTOR (HEATER AND AIR CONDITIONER CONTROL)				
90	CL-CLT900	D20Z 18A318-A	*YH-244 located in instr pnl-3 req'd drivers side (defrost, outboard pnl door, inboard hi-low door) 1 req'd pass. side	4
90	CL-CLT900	D8HZ 18A318-B	*YH-333 located in instr pnl drivers side - outboard htr door	1
90	CL-CLT900	D8HZ 18A318-C	*YH-334-located under floor- 2 req'd drivers side, 2 req'd pass side	4
90	F-FT600/900 -- Integral A/C or Hi-Low vent	D9AZ 18A318-C	*YH-350 A/C panel door -located in plenum chamber	1
90	F-FT600/900 -- Integral A/C or Hi-Low vent	E0TZ 18A318-A	*YH-362 A/C mode door	1
90	F-FT600/900 -- Integral A/C or Hi-Low vent	E0TZ 18A318-B	*YH-363 recirc. door	1
18D322 VACUUM PUMP ASSY. (HEATER AND AIR CONDITIONER) - Also refer to 2A451				
90	CL-CLT900	★ D8HZ 18D322-B	Replaced by 1 pc. each of D9HZ 18767-A, D8HZ 19C747-A D8DZ 12A197-A, 383007-S and 383820-S100	1

1990/
TRUCK SERIES 600/900

YEAR	MODEL/RESTRICTIONS	PART NUMBER	DESCRIPTION	QTY.
18A324 SEAL (HEATER CHAMBER TO AIR CONDITIONER CHAMBER)				
90	C-CLT900 -- w/sleeper	D8HZ 18A324-A		1
18N331 BRACKET (HEATER TUBE MOUNTING)				
90	F-FT600/900 -- w/det. diesel 501 (8.2L) eng.	E4HZ 18N331-A	Attaches 18B402 to eng.-frt.	1
90	LN600/700 -- w/det. diesel 501 (8.2L) eng.			1
90	F-FT600/900 -- w/det. diesel 501 (8.2L) eng.	E4HZ 18N331-B	Attaches 18B402 to eng.-rear	1
90	LN600/700 -- w/det. diesel 501 (8.2L) eng.			1
90	ALL L-series 800 -- w/FTO eng.	E7HZ 18N331-A		1
90	F-FT600/900 -- w/FTO eng.			1
90	L-LT-LTL-LTS800/900 w/6.6L dsl. & 7.8L F.N.H. eng. LN-LNT800/900 w/6.6L gas/diesel & 7.8L FNH eng.	E9HZ 18N331-A		1
18C332 COVER (HEATER PLENUM CHAMBER OPENING)				
90	All L-series 800 -- w/fleet option	E7HZ 18C332-A		1
90	All L-series 800 -- w/fleet option	E7HZ 18C332-B		1
18A334 BRACKET (HEATER AND AIR CONDITIONER PLENUM CHAMBER)				
90	CL-CLT900	D8HZ 18A334-A	L.H.	1
90	CL-CLT900	★ D8HZ 18A334-B	R.H.--not replaced	1
18A345 BRACKET (HEATING AND AIR CONDITIONER PLENUM CHAMBER CENTER)				
90	CL-CLT900	D8HZ 18A345-A		1
18K358 COVER (HOUSING REAR)				
90	ALL L-series	D0HZ 18K358-C	Hi-output heater	1
90	ALL L-series	D0HZ 18K358-B	Standard heater	1
90	ALL L-series	E7HZ 18K358-A	Hi-output heater	1
90	ALL L-series -- w/integral A/C	E7HZ 18K358-B		1
18A361 DOOR ASSY. (AIR DAMPER)				
90	CF600/800	E6HZ 18A361-A		1
90	F-FT600/900 -- integral A/C or Hi-Low vent system	E0TZ 18A361-A		1
90	L-LN-LNT-LT-LTL-LTS600/900 -- integral A/C	D0HZ 18A361-A		1
18A363 COVER ASSY. (HEATER AND AIR CONDITIONER CONTROL MOTOR)				
90	CL-CLT900 -- w/sleeper	D8HZ 18A363-A		1
18C366 LOUVER (HEATER AIR REG.)				
90	CF600/800	E6HZ 18C366-A	Instr. panel	1
90	CF600/800	E6HZ 18C366-B	Instr. panel	1
90	CF600/800	E6HZ 18C366-C	R.H., L.H. center-instr pnl air	2
18K369 COVER (AIR CONDITIONER and HEATER HOUSING UPPER)- Refer to group 18C447				
18A372 SEAL (HEATER CORE TO AIR CONDITIONER BLOWER HOUSING)				
90	L-LN-LNT-LT-LTL-LTS800/900 -- integral A/C	D2HZ 18A372-A		1
18D372 COVER ASSY. (HEATER OUTLET DUCT)				
90	CL-CLT900 -- w/o Aux. heater and/or A/C	★ E1HZ 18D372-A	R.H.--not replaced	1
18K383 BAFFLE (AIR DISTRIBUTION)				
90	L-LN-LNT-LT-LTL-LTS600/900 -- w/o integral A/C	D0HZ 18K383-A		1
90	L-LN-LNT-LT-LTL-LTS800/900 -- integral A/C	D0HZ 18K383-B		1
90	W-WT900	E7HZ 18K383-A		1
18K393 BRACKET (HEATER AND AIR CONDITIONER PLENUM CHAMBER ANTI-FAIL)				
90	CL-CLT900	D8HZ 18K393-A	L.H.	1
90	CL-CLT900	D8HZ 18K393-B	R.H.	1

1990/
TRUCK SERIES 600/900

YEAR	MODEL/RESTRICTIONS	PART NUMBER	DESCRIPTION	QTY.
18C395 ADAPTER (HEATER AIR HOSE OUTLET)				
90	CF600/800	E6HZ 18C395-A	R.H.	1
90	CF600/800	E6HZ 18C395-B	L.H.	1
90	CF600/800	E6HZ 18C395-C	Center (register)	2
90	CF600/800	E6HZ 18C395-D	Center (defroster)	2
18B396 LENS (CONTROL)				
90	C-CT600/900	E1HZ 18B396-B	Heater control	1
90	All L-series	E7HZ 18B396-A	Heater control	1
18B402 TUBE ASSY. (HEATER WATER HOSE)				
90	C600/800 -- w/429 gas	E8TZ 18B402-A	3/8 female x 3/8 female x 3/8 male-type M	1
90	B600/800 -- w/429 gas			1
90	FT600/800 -- w/429 gas			1
90	C600/900 -- with Detroit DDA-990 Diesel	★ E0HZ 18B402-B	Not replaced	1
90	C-CT800 -- w/diesel eng.	E2HZ 18B402-A	Inlet	1
90	CL-CLT900 -- without EZ Rider	D8HZ 18B402-P		1
90	CL-CLT900 -- with EZ Rider	D8HZ 18B402-N		1
90	CL-CLT900 -- integral A/C	D8HZ 18B402-M		1
90	CL-CLT900	E1HZ 18B402-G	"H" shaped w/2 5/8" side ports and 4 3/4" end ports	1
90	CF600/800	E6HZ 18B402-A	Inlet	1
90	CF600/800	E6HZ 18B402-B	Outlet	1
90	F-FT600/800 -- Cat. Dsl. 3208	E6HZ 18B402-C	Outlet	1
90	L-LT-LN-LNT600/900 -- Cat. Dsl. 3208			1
90	F-FT600/800 -- Cat. Dsl. 3208	E6HZ 18B402-D	Inlet	1
90	L-LT-LN-LNT-LT-LTS600/900 -- Cat. Dsl. 3208			1
90	F-FT600/900 -- w/det. diesel 501 (8.2L) eng.	E4HZ 18B402-A	Outlet	1
90	LN600/700 -- w/det. diesel 501 (8.2L) eng.			1
90	F-FT600/900 -- w/det. diesel 501 (8.2L) eng.	E4HZ 18B402-B	Inlet	1
90	LN600/800 -- w/det. diesel 501 (8.2L) eng.			1
90	LN9000 -- w/Cum. L10 engine	E4HZ 18B402-C	Outlet	1
90	LN9000 -- w/Cum. L10 engine	E4HZ 18B402-D	Inlet	1
90	LN-LNT900 -- Cat. dsl. 3406	E8HZ 18B402-A	Inlet	1
90	LTL-900 -- Det. dsl. 8V-92	E1HZ 18B402-A	Outlet	1
90	LTL900 -- Cat. dsl. 3906	E1HZ 18B402-B	Outlet	1
90	LTL900 -- Cummins dsl. 3406	E1HZ 18B402-C	Outlet	1
90	LTL900 -- Cat. dsl. 3406	E1HZ 18B402-D	Inlet	1
90	LTL900 -- Det. dsl. 8V-92	E1HZ 18B402-E	Inlet	1
90	LTL900 -- Cummins dsl.-NTC	E1HZ 18B402-F	Inlet	1
18C409 DOOR AND FRAME ASSY. (AIR INLET)				
90	CL-CLT900 -- Cab	(RH) E7HZ 18C409-B	(LH) E7HZ 18C409-A	1
90	CL-CLT900 -- Sleeper	E1HZ 18C409-C		1
18K412 SEAL (HEATER AND AIR CONDITIONER OUTLET TO PANEL)				
90	CL-CLT900	D8HZ 18K412-A	L.H.	2
90	CL-CLT900	D8HZ 18K412-B	R.H.	2
18415 PIN (RADIATOR GRILLE and HEADLAMP GUARD HINGE)				
90	C-CT600/900	B7T 18415-A		2
		72035-S7-8	(N-51)-cotter pin-3/8" x 1"	4
18418 HANDLE (RADIATOR and HEADLAMP GUARD LATCH)				
90	C-CT600/900	B7T 18418-A	Upper	2
		44727-S8	(X-24)-flat washer-3/8"	2

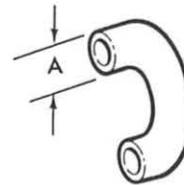
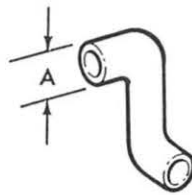
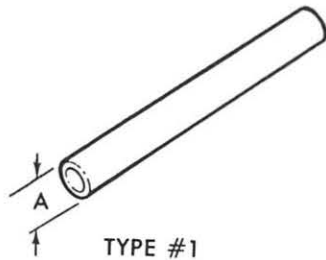
1990/
TRUCK SERIES 600/900

YEAR	MODEL/RESTRICTIONS	PART NUMBER	DESCRIPTION	QTY.
18420 LINK (RADIATOR and HEADLAMP GUARD LATCH ROCKER)				
90	C-CT600/900	B7T 18420-A		2
18A420 DOOR ASSY. (HEATER AND AIR CONDITIONER)				
90	CL-CLT900	D8HZ 18A420-A	L.H. plenum & def. nozzle assy.-air outlet - L.H. duct	1
90	CL-CLT900	D8HZ 18A420-C	L.H. plenum & def. nozzle assy - air outlet - R.H. duct	1
90	CL-CLT900	D8HZ 18A420-D	L.H. plenum & def. nozzle assy-def. door - center rear	1
90	CL-CLT900	D8HZ 18A420-E	R.H. plenum & def. nozzle assy - air outlet	1
90	CL-CLT900	D8HZ 18A420-F	R.H. plenum & def. nozzle assy-air outlet - high-low	1
90	CL-CLT900	D8HZ 18A420-G	R.H. plenum & def. nozzle assy - defrost door	1
18422 LINK (RADIATOR and HEADLAMP GUARD LATCH HANDLE)				
90	C-CT600/900	B7T 18422-A		4
		353925-S	(NN-98)-pin-spring-1/8" x 3/4"	4
		72034-S	(N-45)-pin-cotter-3/32" x 5/8"	8
		44727-S8	(X-24)-flat washer-3/8"	2
18C423 BRACKET (HEATER AND AIR CONDITIONER OUTLET)				
90	CL-CLT900 w/sleeper	D8HZ 18C423-A		1
18C424 HEATER (AIR CONDITIONER CASE AND CONDENSER KIT)				
90	C-CLT900	E1HZ 18C424-A	Refer to T.S.B. 81-19-19 dated 9/23/81	
18K427 ELBOW (HEATER AND AIR CONDITIONER)				
90	CL-CLT900	(RH) D8HZ 18K427-B	(LH) D8HZ 18K427-A	Located at instr pal
90	CL-CLT900	(RH) D8HZ 18K427-D	(LH) D8HZ 18K427-C	Located at plenum chamber & def. nozzle
18C433 DUCT ASSY. (HEATER OUTLET TO FLOOR)				
90	F-FT600/800 - - w/heater	E7HZ 18C433-A		1
90	F-FT600/900 - - w/integral A/C	E4TZ 18C433-A		1
18B436 REINFORCEMENT (HEATER AND AIR CONDITIONER MOUNTING BRACKET)				
90	CL-CLT900 - - w/sleeper	D8HZ 18B436-A	2 hole - 1 1/4" long	1
90	CL-CLT900 - - w/sleeper	D8HZ 18B436-B	3 hole	1
90	CL-CLT900 - - w/sleeper	D8HZ 18B436-C	4 hole	1
90	CL-CLT900 - - w/sleeper	D8HZ 18B436-D	2 hole - 4" long	1
90	CL-CLT900	D8HZ 18B436-E	2 hole-3 1/2" long - R.H & L.H main	2
90	CL-CLT900	D8HZ 18B436-F	2 hole - 2 3/4" long- L.H. main	1
90	CL-CLT900	D8HZ 18B436-G	2 hole - 1 3/4" long - R.H. main	1
90	CL-CLT900	E7HZ 18B436-A	R.H., 2 holes w/studs, "L" shaped	1
90	CL-CLT900	E1HZ 18B436-B	3 1/2" long with (2) holes and (2) weld nuts	1
18B442 SEAL (HEATER WATER CONTROL)				
90	CF600/800	E6HZ 18B442-A		1
18C447 PANEL ASSY. (AIR CONDITIONER and HEATER UNIT TOP)-Also refer to group 18K369				
90	C-CT600/900	D1TZ 18C447-A		1
18A449 OUTLET (WINDSHIELD DEFROSTER)				
80/86	L-LN-LNT-LT-LTL-LTS600/900	D4HZ 18A449-A	Dealer-paint to match	1
18A454 WARMER (CAR INTERIOR)				
90	All-Canada only	ED6AZ 18A454-A		1
18A456 BRACKET ASSY. (HEATER MOUNTING)				
90	L-LN-LNT-LT-LTL-LTS600/900	D0HZ 18A456-A		1
18457 DUCT ASSY. (HEATER AND AIR CONDITIONER INLET)				
90	CL-CLT900	D8HZ 18457-C	R.H.	1
90	CL-CLT900	E1HZ 18457-B	R.H.-upper	1
90	CL-CLT900 "Before 5/15/81"	E1HZ 18457-C	R.H.-lower	1
90	CL-CLT900 "From 5/15/81"	E1HZ 18457-D	R.H. lower	1
90	CL-CLT900	D8HZ 18457-D	L.H.	1

1990/
TRUCK SERIES 600/900

YEAR	MODEL/RESTRICTIONS	PART NUMBER	DESCRIPTION	QTY.		
18A457 BRACKET (HEATER AND AIR CONDITIONER MOUNTING)						
90	CL-CLT900 -- sleeper	D8HZ 18A457-A	Upper - R.H. & L.H.	2		
90	CL-CLT900 -- sleeper	D8HZ 18A457-B	Lower - L.H.	1		
90	CL-CLT900 -- sleeper	D8HZ 18A457-C	Lower - R.H.	1		
90	CL-CLT900 -- heater only	D8HZ 18A457-D	Lower - L.H.	2		
90	CL-CLT900	D8HZ 18A457-E	R.H. & L.H. - main - upper	2		
90	CL-CLT900	D8HZ 18A457-F	R.H. & L.H. - main-Lower	2		
90	CF600/800	E6HZ 18A457-A		1		
90	CF600/800	E8HZ 18A457-A		1		
18A463 COVER (HEATER AND AIR CONDITIONER VACUUM CONTROL MOTOR)						
90	CL-CLT900 -- sides	D8HZ 18A463-A	R.H. & L.H.-5 1/2' long	2		
90	CL-CLT900 -- center	(RH) E7HZ 18A463-B	(LH) E7HZ 18A463-A	1		
18C463 WIRING ASSY. (HEATER MOISTURE EJECTOR)						
90	LTL9000 -- w/air dryer	E5HZ 18C463-A		1		
90	CL-CLT9000 -- w/air dryer	E5HZ 18C463-B		1		
18A465 COVER (HEATER TEMPERATURE REGULATOR)						
90	CF600/800	E6HZ 18A465-A		1		
18B467 PLATE (HEATER COVER)						
90	C-CT600/900	C7TZ 18B467-A		1		
18471 CHAMBER ASSY. (HEATER AIR PLENUM)-Also refer to group 18A484						
90	CF600/800	E6HZ 18471-A	Front	1		
90	CF600/800	E6HZ 18471-B	Rear	1		
90	CF600/800	E6HZ 18471-C	Center	1		
90	F-FT600/800 -- w/heater	E7HZ 18471-A		1		
90	F-FT600/900 -- integral	E3TZ 18471-G	Lower	1		
90	F-FT600/900 -- integral A/C or Hi-Low vent	E0TZ 18471-C	Upper	1		
90	L-LN-LNT-LT-LTA-LTL-LTS600/900 with heater or integral A/C	E7HZ 18471-B		1		
90	L,LL,LN & LTL Series all w/integral manual A/C	E9HZ 18471-A		1		
YEAR	MODEL/RESTRICTIONS	PART NUMBER	TYPE	I.D. INCHES A B	DESCRIPTION	QTY.

18472 HOSE (HEATER WATER)-If not listed below improvise from bulk hose
Note: ▲ To form 90° bend in 5/8" I.D. hose-use DIAZ 18573-A Big Bend



P-12685

90	All	D0HZ 18472-H	1	1/4	*KH-8-25 ft.	AR
90	All	D0HZ 18472-J	1	3/8	*KH-9-25 ft.	AR
90	All	D0HZ 18472-K	1	1/2	*KH-10-25 ft.	AR
90	All	C9PZ 18472-D	1	1/2	*KH-5-50 ft.	AR
90	All	D0HZ 18472-L	1	5/8	*KH-11-25 ft.	AR
90	All	▲ C9PZ 18472-E	1	5/8	*KH-6-50 ft.	AR
90	All	D0HZ 18472-M	1	3/4	*KH-12-25 ft.	AR
90	All	C9PZ 18472-F	1	3/4	*KH-7-50 ft.	AR
90	All	D0HZ 18472-N	1	1	*KH-13-25 ft.	AR
90	All	D1PZ 18472-A	1	1	*KH-14-50 ft.	AR
90	L-LN-LNT-LT800/900	D5HZ 18472-A	2	5/8	*KHM-171L Silicone- control valve to heater	1
90	C-CT600/900	D9HZ 18472-A		5/8	Inlet-outlet	AR
90	CF600/700	E6HZ 18472-A			Inlet	1
90	CF600/800 "From 2/1/87"	E7HZ 18472-A			Heater to eng. water/outlet	1
90	CF600/800	E7HZ 18472-B			Heater to eng. water/inlet	1
90	L-LN-LNT-LT800/900	D0HZ 18472-A	2	5/8	*KHM-52-control valve to heater	1

1990/
TRUCK SERIES 600/900

YEAR	MODEL/RESTRICTIONS	PART NUMBER		DESCRIPTION/REMARKS	QTY.
		HEATER CORE	HEATER CORE SEAL KIT		
18476 CORE ASSY. (HEATER)					
90	C-CT600/900	D9HZ 18476-B	Not required	9 7/8" x 10" x 2 1/2"	1
90	CF600/700	E6HZ 18476-A	Not required		
90	CL-CLT900	E6HZ 18476-B	E3HZ 18658-B	7 3/4" x 6 1/8" x 2" elbow tubes, 1 3/4" between	3
90	F-FT600/800 -- with std. htr.	E3TZ 18476-H	E3TZ 18658-E	6" x 7 3/4" x 2"	1
	F-FT600/800 -- with high output heater	E3TZ 18476-F	E3TZ 18658-G	7 1/4" x 7 3/4" x 2", tubes 4 7/16" long	1
	F-FT600/800 -- with integral A/C	E3TZ 18476-G	E3TZ 18658-F	7 1/4" x 7 3/4" x 2", tubes 1 7/8" long	1
90	L-LN-LNT-LT-LTS800/900 -- with std. heater "From HA5,001"	E3HZ 18476-B	E3HZ 18658-A	6" x 7 1/4" x 2", both tubes are 5/8" dia., 8 3/4" between	1
90	L-LN-LNT-LT-LTL-LTS800/900 with high output heater or integral A/C "From 8/85"	E5HZ 18476-A	E3HZ 18658-A	6" x 9 9/16" x 2" both tubes are 5/8" dia., 10 3/4" between	1
18478 HEATER ASSY.					
90	C-CT600/900	E0HT 18478-GA			1
90	ALL L-series	E5HZ 18478-A	Hi-output		1
18A478 DOOR ASSY. (WINDSHIELD DEFROSTER)					
90	F-FT600/900 -- integral A/C or Hi-Low vent system	E0TZ 18A478-A			1
90	All L-series -- w/ integral A/C	E7HZ 18A478-A			1
18481 BRACKET (HEATER HOSE SUPPORT)					
90	CL-CLT900 -- Heater	D8HZ 18481-A		Located-Lwr. Radiator Center	1
90	CL-CLT900 -- Heater	D8HZ 18481-B		Located-Lwr. Radiator R.H. Side	1
90	CL-CLT900 "From 5/81"	E2HZ 18481-A			1
90	CL-CLT900	★D8HZ 18481-D		Attaches hoses to R.H. frame not replaced	1
90	CL-CLT900	D8HZ 18481-E		Attaches hoses to L.H. frame	1
18A484 HOUSING ASSY. (HEATER AND AIR CONDITIONER)-Also refer to group 18471					
90	CL-CLT900	D8HZ 18A484-K		L.H. upper	1
90	CL-CLT900	(RH) E7HZ 18A484-A	(LH) E7HZ 18A484-B	Lower	1
90	CL-CLT900 -- integral A/C w/sleeper	D8HZ 18A484-E		Lower	1
90	CL-CLT900 -- heater w/sleeper	D8HZ 18A484-F		Lower	1
90	CL-CLT900 -- w/sleeper	D8HZ 18A484-G		Upper	1
90	F-FT600/900 -- std. heater	E4TZ 18A484-C			1
90	F-FT600/900 -- Hi-output heater	E4TZ 18A484-D			1
18A489 PLATE ASSY (BLOWER HOUSING)					
90	CL-CLT900	E1HZ 18A489-A			1
18490-91 NOZZLE (WIND SHIELD DEFROSTER)					
90	C-CT600/900	D4HZ 18490-A		R.H. and L.H.	2
90	C-CLT900	D8HZ 18490-A		R.H.	1
90	C-CLT900	D8HZ 18490-B		L.H.	1
90	CF600/800	(RH) E6HZ 18490-A	(LH) E6HZ 18491-A		
90	F600/900	E0TZ 18490-A			1
18B490 DUCT (HEATER AND AIR CONDITIONER OUTLET)					
90	CL-CLT900	D8HZ 18B490-A		R.H.	1
90	CL-CLT900	D8HZ 18B490-B		L.H.	1
18K490 HOUSING ASSY. (HEATER OR A/C REGISTER)					
90	ALL L-series	E7HZ 18K490-A		Front and L.H. side	2
18A494 PLATE ASSY. (HEATER HOUSING AIR INLET)					
90	F-FT600/900 "From 3/81"	E2TZ 18A494-A			1
18495 VALVE (HEATER WATER CONTROL)					
90	C-CT600/800 -- 8 cyl. 330, 361, 391 gas	D1HZ 18495-A		°YG-127-# D1HA 18495-AA	1
90	L-LN-LNT-LT-LTL-LTS900 -- diesel				1
90	C-CT900 -- with Detroit DDA-990 Diesel	E0HZ 18495-B		°YG-225-Manual shut-off	1

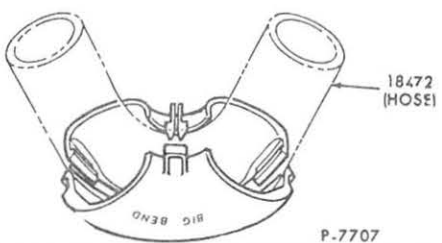
1990/
TRUCK SERIES 600/900

YEAR	MODEL/RESTRICTIONS	PART NUMBER	DESCRIPTION	QTY.
18495 VALVE (HEATER WATER CONTROL) — Cont'd				
90	C800 -- w/Perry water filter	C4TZ 18495-A	*YG-131	2
90	CL-CLT900	E1HZ 18495-B	*YG-237 manual shut-off	1
90	CF600/800	E6HZ 18495-A	*YG-276	1
90	LN600 -- 8 cyl. 330 gas	FDA 18495-D	*YG-124	1
90	L-LN-LNT-LT-LTL-LTS600/800	DOHZ 18495-A	*YG-128	1
90	L-LN-LNT-LT-LTL-LTS900 -- diesel	D1HZ 18495-B	*YG-126-#DIHA 18495-CA-manual shut-off	1
90	C-CT600/800			1
90	ALL L-series with Perry water filter	E0HZ 18495-C	*YG-229 - Manual shut-off	1
90	L-LN-LNT-LT-LTL-LTS-W-WT900 -- diesel	353476-S100	(II-173)-elbow-3/8"-18 x 45°	1
90	L-LN-LNT-LT-LTL-LTS900 -- diesel	351795-S7-8	(II-53)-reudcer-3/8"-18 x 3/4"-14	1
90	L-LL-LS-LT-LTL-LTS-LN-LNT800/900 w/o A/C	E7HZ 18495-A	*YG-299	1
18C495 SWITCH ASSY. (HEATER AND AIR CONDITIONER SERVO MOTOR)				
90	CL-CLT900 -- w/sleeper	D8HZ 18C495-A		1
18504 FAN ASSY. (BLOWER)-Also refer to group 19834				
90	C-CT600/900	D9HZ 18504-A	Blade type	1
		D9HZ 18504-B	Wheel type	1
90	CL-CLT900	D8HZ 18504-A		3
90	CF600/800	*	Refer to 18527	1
90	F-FT600/900	E0TZ 18504-C		1
90	ALL L-series	D1TZ 18504-A	Air conditioner condenser-fan blade type	1
18518 CABLE ASSY. (TEMPERATURE)-Also refer to group 18548 and 19988				
90	CF600/800	E6HZ 18518-A		1
90	F-FT600/800	E7HZ 18518-B	#E7HT 18D306-AA	1
90	L-LN-LNT-LT-LTL-LTS600/900 -- w/o integral A/C	E4HZ 18518-A		1
90	ALL L-series -- w/integral A/C	E7HZ 18518-A		1
90	ALL L-series -- w/integral A/C	* E4HZ 18518-B	Replaced by E7HZ 18518-A	1
90	L-LN-LNT-LT-LTL-LTS800/900	383230-S	(GG-162-B) Clip-cable control	4
18B518 WIRING (HEATER BLOWER MOTOR)				
90	C-CT600/900	D3TZ 18B518-A		1
90	CF600/800	E6HZ 18B518-A		1
90	F-FT600/900 -- all w/hi-capacity heater and integral A/C B600/900 -- all w/hi-capacity heater and integral A/C	F0HZ 18B518-A		1
90	F-FT600/900 -- w/Hi-output heater and reg. cab	E7HZ 18B518-A		1
90	F-FT600/900 -- w/std. heater and reg. cab	E7HZ 18B518-B		1
90	L-LN-LNT-LT-LTL-LTS600/800	E3HZ 18B518-A		1
18519 KNOB ASSY.-Also refer to group 17513				
90	CL-CLT900 -- driver & pass. side	C8GY 18519-A		AR
90	CL-CLT900 -- w/sleeper	D8HZ 18519-A		AR
90	CL-CLT900	E2ZZ 18519-A		AR
90	CF600/800	E6HZ 18519-A	Defrost temp.	2
90	CF600/700	E6HZ 18519-B	Blower switch	1
90	F-FT600/900	D8AZ 18519-A		3
90	L-LN-LNT-LT-LTL-LTS800/900	C8GY 18519-A	Blower switch	3
18B519 WIRING ASSY. (HEATER OVER HEAT SWITCH)-Improvise from bulk wiring (14296)				
18B520 WIRING ASSY. (HEATER COIL NEGATIVE)-Improvise from bulk wiring (14296)				

*1990/
TRUCK SERIES 600/900*

YEAR	MODEL/RESTRICTIONS	PART NUMBER	DESCRIPTION	QTY.
18527 MOTOR ASSY. (HEATER BLOWER)-Also refer to group 19805				
90	C-CT600/900	D9HZ 18527-A	°MM-389	1
90	CL-CLT900	D8HZ 18527-A	°MM-371	3
90	CF600/800	E6HZ 18527-A	Motor & wheel	1
90	F-FT600/900	E2TZ 18527-A	°MM410	1
90	ALL L-series -- Economy heater "From Ser. HD0,001"	E0HZ 18527-A	°MM-394	1
90	ALL L-series -- Hi-output heater or integral A/C LN-LNT-LS-LT-LTS600/900	E0HZ 18527-B	°MM-395	1
18529 SEAL (HEATER CORE TO DASH PANEL)				
90	F-FT600/900 "From 3/82"	E2TZ 18529-A		1
90	ALL L-series -- heater	E5HZ 18529-A		1
18531 BRACKET (HEATER AND AIR CONDITIONER CONTROL MOUNTING)				
90	C-CT600/900 -- Heater	D3HZ 18531-B		1
90	CL-CLT900 -- w/sleeper	D8HZ 18531-A		1
90	ALL L-series -- Heater	D3HZ 18531-A		1
18535 BRACKET ASSY. (HEATER BLOWER MOTOR MOUNTING)				
90	ALL L-series	E3HZ 18535-A		1
18541 SOCKET AND WIRE ASSY. (HEATER AND AIR CONDITIONER CONTROL LAMP)				
90	F-FT600/900	D3AZ 18541-A		1
90	CL-CLT900	E5FZ 18541-A	R.H. and L.H.	2
18548 CABLE ASSY. (DEFROSTER AIR)-Also refer to group 18518				
90	ALL L-series	E7HZ 18548-A		1
18549 CONTROL ASSY. (HEATER)				
90	CL-CLT900	E7HZ 18549-A	Main control-drivers side	1
80/86	CL-CLT900 -- manual A/C or heater	D8HZ 18549-B	Pass. side	1
90	CL-CLT900	E7HZ 18549-B	Pass. side	1
90	CF600/800	E6HZ 18549-A		1
90	F-FT600/900 -- w/o fuel tank with Hi-Lo vent	E0TZ 18549-D		1
90	F-FT600/900 -- aux. fuel tank with Hi-Low vent	E1HZ 18549-C		1
90	F-FT600/900 -- w/o aux. fuel tank and w/o Hi-Low vent "From 3/82"	E2TZ 18549-A		1
90	F-FT600/900 -- aux. fuel tank and w/c Hi-Low vent	E2HZ 18549-A		1
90	L-LN-LT-LTL-LNT -- w/Integral A/C	E8HZ 18549-A		1
18552 CABLE ASSY. (HEATER AIR)				
90	C-CT600/800	E4HZ 18552-A		1
90	CF600/800	E6HZ 18552-A		1
90	ALL L-series	E4HZ 18552-B		1
18556 HOSE (WINDSHIELD DEFROSTER)				
90	C-CT600/900	B5A 18556-C	2 1/2" I.D. x 36" long-cut to fit	AR
90	C-CT800	E8HZ 18556-A		1
90	CF600/800	E6HZ 18556-A	R.H. & L.H.-side defrost	2
18A565 NOZZLE (WINDSHIELD DEFROST INNER)				
90	CF600/800	E6HZ 18A565-A		4
18C557 PLATE ASSY. (HEATER)				
90	L-LN-LNT-LT-LTS600/900	D0HZ 18C557-A	"HIGH OUTPUT"	1
18568 HOUSING (HEATER AND AIR CONDITIONER BLOWER MOTOR)				
90	CL-CLT900 -- sleeper	D8HZ 18568-A		1
18B568 HOUSING ASSY. (HEATER DEFROSTER BLOWER)				
90	C-CT600/900	D1TZ 18B568-A		1

1990/
TRUCK SERIES 600/900

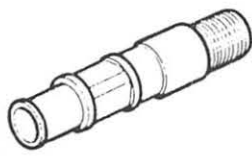
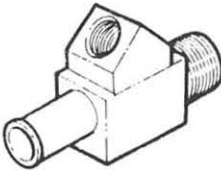
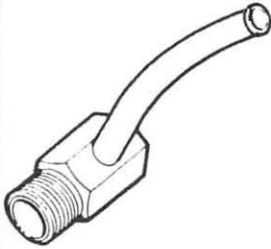
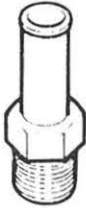
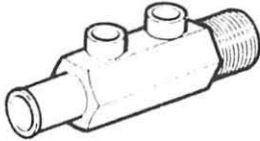


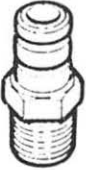
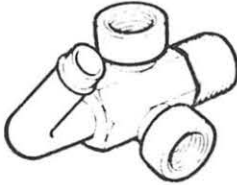
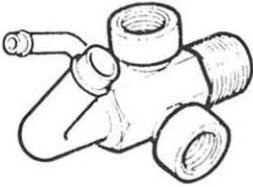

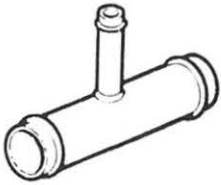
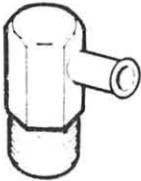






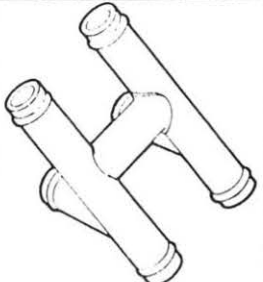
YEAR	MODEL/RESTRICTIONS	PART NUMBER	DESCRIPTION	QTY.
18570 GASKET (HEATER PLENUM CHAMBER TO DASH)				
90	F-FT600/900 -- heater	E0TZ 18570-A		1
90	F-FT600/800 -- integral A/C or Hi-Low vent	E0TZ 18570-B		1
18572 CLAMP				
90	B-F-FT-C-CT-L-LN-LNT-LT-LTL- LTS600/900	D3HZ 18572-B	Brake booster hose	2
18573 BENDER (HEATER HOSE)				
				
90	All -- with 5/8" I.D. hose	D1AZ 18573-A	*KX-1-A-refer to Group 18472 for hose	1
18K576 SEAL (HEATER and AIR CONDITIONER AIR DAMPER DOOR)				
90	CL-CLT900	D8HZ 18K576-A	R.H. and L.H.	2
18578 SWITCH ASSY. (HEATER)-Also refer to 19986				
90	C-CT600/900	D3HZ 18578-B		1
90	CF600/800	E6HZ 18578-B	Knob only, refer to group 11654 for switch	1
90	L-LN-LNT-LT-LTS600/900	★	Refer to group 19986	1
90	LTL900 -- heated mirror	E1HZ 18578-A	*YH-384	1
18579 BEARING (HEATER AIR CONTROL LEVER)				
86/87	CF600/800	E6HZ 18579-A		1
18581 PLATE (BLOWER MOTOR MOUNTING)				
90	C-CT600/900	D1TZ 18581-B		1
90	CF600/800 -- w/ dealer installed A/C	E6HZ 18581-A		1
90	F-FT600/900	E0TZ 18581-A		1
90	L-LN-LNT-LT-LTL-LTS600/900 -- w/o integral A/C	E0HZ 18581-B		1
90	ALL L-series -- w/integral A/C	E4HZ 18581-A		1
18583 GASKET (AIR CONDITIONER BLOWER MOTOR MOUNTING)				
90	CF600/800	E6HZ 18583-A		2
90	F600/900	D5UZ 18583-A		1
18A586 WIRING ASSY. (HEATER SWITCH TO BLOWER MOTOR)				
90	CL-CLT900	E7HZ 18A586-A		1
18591 RESISTOR ASSY. (HEATER SWITCH TO BLOWER MOTOR)				
90	C-CT600/800 "From 3/80"	E0HZ 18591-A	5-prong	1
90	CL-CLT900	D8HZ 18591-A		3
90	CF600/800	E6HZ 18591-A		1
90	F-FT600/900	E3TZ 18591-A		1
80/86	ALL L-series	D0HZ 18591-C		1
90	ALL L-series	E7HZ 18591-A		1
18B591 GRILLE ASSY. (HEATER and AIR CONDITIONER AIR INLET)				
90	CL-CLT9000 -- Integral A/C "From 1/80"	E0HZ 18B591-A		1
90	CL-CLT9000 -- heater	E4HZ 18B591-A		1
18593 COVER (HEATER BLOWER)				
90	CF600/800	E6HZ 18593-A		1
18598 BEZEL				
90	All -- w/air horn	C5AZ 18598-A	Air horn switch	1

1990/
TRUCK SERIES 600/900

YEAR	MODEL/RESTRICTIONS	PART NUMBER	TYPE	DESCRIPTION	QTY.
18599 ELBOW-Also refer to group 9A455 or 18663					
90	All	8A 18599	16	Heater to water pump-45°-3/8"-18-5/8" hose conn.	1
90	B-C-F-FT-L-LN-LNT-LT600/800 -- 8 cyl. 361, 391-hi fan	D1TZ 18599-A	6	"90°"-push-in type-3/4" at eng.-3/4" hose conn.	1
90	C600 -- 6 cyl. gas	8M 18599	8	Straight.-3/8"-18-1/2" hose conn.	1
90	C-CT900	D6TZ 18599-A	16	Elbow-1/2" eng. conn.-5/8" hose conn.	1
90	L,LT,LTS600/900 -- gas	D4HZ 18599-B	1	Straight - 1/2" - 14 eng. conn. - 3/4" hose conn.	1
90	C-CT600/800,L-LN-LNT-LT-LTS800	D5TZ 18599-A	17	"T" shaped- 3/8" - 18 female (2) 5/8" hose conn.	1
90	CL-CLT900 -- 893 and 1150 C.I.D.	D8HZ 18599-B	8	Inlet-5/8 hose x 3/4 pipe straight	1
90	CL-CLT900 -- 893 C.I.D.		8	Outlet -- 5/8 hose x 3/4 pipe straight	1
90	CL-CLT900 -- w/o E-Z Rider	379428-S	12	Tee-5/8 x 5/8 x 5/8	1
90	CL-CLT900 -- E-Z Rider	D8HZ 18599-E	12	Tee-3/4 x 5/8 x 5/8	1
90	CL-CLT900 -- Detroit diesel	D8HZ 18599-F	16	Elbow-90°	1
90	CL-CLT9000 -- with LTA eng.	E5HZ 18599-A	4	3/4-14 male conn. x 1.00" MTR hose conn.-straight-screws into 18495 water valve	1
90	CL-CLT9000 -- with LTA eng.	E5HZ 18599-B	19	1/2 ext. pipe x 3/4 int. pipe-attaches to thermostat	1
90	CF600/700	U800806-S			1
90	F-FT600/800 -- w/det. diesel 501 (8.2L) eng. w/air pump	E4HZ 18599-A		2 1/2-14 male eng. conn. 7/8-18 female conn. x 1/2 hose conn.	1
90	LN600/800 -- w/Det. diesel 501 (8.2L) eng. w/air pump				1
90	F-FT600/900, L-LT-LTS-LN-LNT 600/900	★ D9HZ 18599-D Not replaced	15	Elbow-1/2 internal pipe x 3/4 external pipe	1
90	L-LT-LTS-LN-LNT600/900 -- gas	D9HZ 18599-B	16	Elbow-90° -- 3/4 eng. conn. x 3/4 hose conn.	1
90	L-LT-LTS-LN-LTN600/900	D9HZ 18599-E	1	Connector 5/8 hose x 1/2 external pipe	1
90	F-FT600/800				1
90	L-LT-LTS-LN-LNT600/900	D9HZ 18599-F		Connector-3/4 hose x 1/2 external pipe	1
90	L-LT-LTS-LN-LNT600/900	D9HZ 18599-G	8	Nipple-3/4 hose x 3/8 pipe	1
90	L-LT-LTS-LN-LNT600/900	D9HZ 18599-L	8	Nipple-3/4 hose x 3/8 pipe	1
90	C-CT900 -- with Detroit DDA-990 Diesel				1
90	F-FT600/800				1
90	L-LT-LTS-LN-LNT600/900	D9HZ 18599-J	6	Elbow-90°-3/4 hose x 3/8 hose	1
90	L-LT-LTS-LN-LNT600/900	384059-S100	8	Nipple-3/4 hose x 1/2 pipe	1
90	L-LT-LTS-LN-LNT600/900	D9HZ 18599-H	8	Nipple-5/8 hose x 1/2 pipe	1
90	L-LT-LTS-LN-LNT600/900	E1HZ 18599-A	15	Elbow 45° x 3/8 pipe	1
90	L-LT-LTS-LN-LNT600/900	E1HZ 18599-B	15	Elbow 45° x 1/2 pipe	1
90	L-LT-LTS-LN-LNT600/900	E1HZ 18599-C	19	Reducer 3/4 x 3/8-attaches 18495 valve to engine	1
90	LTL900	E1HZ 18599-D		Elbow-45° 1/2 x 3/4 pipe-attaches to 9189 hose	1
90	B-C-F-FT600/800 -- with 429 gas	E5HZ 18599-C	17	3/8 female x 3/8 female x 5/8 male	1
90	F-FT-L-LN-LNT-LT-LTL-LTS600/900	E7HZ 18599-A	6	45° elbow, 5/8" x 3/4" pipe thread	1

18599

ELBOW (HOT WATER and AIR CONDITIONER CONNECTION)

			
TYPE #1	TYPE #2	TYPE #3	TYPE #4
			
TYPE #5	TYPE #6	TYPE #7	TYPE #8
			
TYPE #9	TYPE #10	TYPE #11	TYPE #12
			
TYPE #13	TYPE #14	TYPE #15	TYPE #16
			
TYPE #17	TYPE #18	TYPE #19	TYPE #20 P-12946

1990/
TRUCK SERIES 600/900

YEAR	MODEL/RESTRICTIONS	PART NUMBER	DESCRIPTION	QTY.
18B604 WIRING ASSY. (HEATER CONTROL)				
90	all L-series w/Ford dsl. eng.	E8HZ 18B604-A	(Fuel Htr Wiring assy.)	1
90	L & LN Series 8000/9000 w/air brake dryer	FOHZ 18B604-D		1
90	LL & LTL Series, all w/air brake dryer exc. wheel base 174"	FOHZ 18B604-C		1
90	LL & LTL Series, all 174 inch (4420MM) wheelbase w/air brake dryer	FOHZ 18B604-A		1
90	FT600/900 w/Ford dsl. eng.	E8HZ 18B604-B	(Fuel Htr Wiring Assy)	1
90	B,F600/800 Cowl w/Ford dsl. eng.	E8HZ 18B604-C	(Fuel Htr Wiring Assy)	1
90	B-F600/900 -- w/gas engines	FOHZ 18B604-B	Fuel heater wiring assy.	1
90	CF600/800 w/Ford dsl. eng.	E8HZ 18B604-D	(Fuel Htr Wiring Assy)	1
18A606 PLATE AND BOLT ASSY. (HEATER HOSES)				
90	CL-CLT900	D8HZ 18A606-A		2
18C615 BRACKET (HEATER BLOWER MOTOR MOUNTING-UPPER)				
90	C-CT600/900	D9HZ 18C615-A		1
18B616 BRACKET (HEATER and AIR CONDITIONER PLENUM CHAMBER)				
90	CL-CLT900 -- sleeper	D8HZ 18B616-A		1
18B625 FRAME ASSY. (HEATER and AIR CONDITIONER AIR DAMPER DOOR INLET)				
90	CL-CLT900	E1HZ 18B625-A	R.H.	1
90	CL-CLT900	E1HZ 18B625-B	L.H.	1
18C628 DOOR and HANDLE ASSY. (AIR)				
90	L-LN-LNT-LT-LTS600/900	D1HZ 18C628-A		1
18C632 SPACER (HEATER CORE)				
90	L-LN-LNT-LT-LTS600/900	D0HZ 18C632-A	Economy	1
18A635 BRACKET (HEATER WATER CONTROL VALVE MTG. R.H. UNIT)				
90	CL-CLT	E1HZ 18A635-A		1
18C635 COVER (HEATER CONTROL SWITCH OPENING)				
90	L-LN-LNT-LT-LTS600/900	D0HZ 18C635-A	Paint to match	AR
18C636 PLUG (HEATER CASE)				
90	F-FT600/900 -- Hi-Low vent	E0TZ 18C636-A	1 inch. long x 5/8 dia.	1
90	F-FT600/900 -- Hi-Low vent	D9AZ 18C636-A	1 inch. long x 7/8 dia.	1
18C637 FRAME ASSY. (HEATER BLOWER DOOR)				
90	F-FT600/900	E0TZ 18C637-A		1
18C638 SHAFT ASSY. (HEATER and AIR CONDITIONER)				
90	CL-CLT900	D8HZ 18C638-A	L.H. plenum & def nozzle -6" long-vent door	1
90	CL-CLT900	D8HZ 18C638-B	L.H. plenum & def nozzle 4 1/2" long vent-door	1
90	CL-CLT900	D8HZ 18C638-D	L.H. plenum & def nozzle 5 1/4" long-htr outlet door	1
90	CL-CLT900	D8HZ 18C638-E	R.H. plenum & def nozzle -5 1/4" long- vent door	1
90	CL-CLT900	D8HZ 18C638-F	R.H. plenum & def nozzle - 8 3/4" long- vent door	1
90	CL-CLT900	D8HZ 18C638-G	R.H. plenum & def nozzle 6" long- outlet door	1
18C641 RELAY ASSY.				
90	CF600/700	E6HZ 18C641-A	Used as a fuel shut-off relay	1
18B647 REGULATOR ASSY. (HEATER and AIR CONDITIONER CONTROL)				
90	CL-CLT900 -- heater or manual A/C	E3HZ 18B647-A	Located in main control head	1
90	CL-CLT900 -- heater or A/C	E3HZ 18B647-B	Located in sleeper compt.	1
18A651 PANEL ASSY. (AIR CONDITIONER and HEATER CONTROL)				
90	L-LN-LNT-LT-LTL-LTS800/900 -- std. cab-line haul instr. pnl.	E2HZ 18A651-B	Black/red	1
90	L-LN-LNT-LT-LTL-LTS800/900 -- std. cab-line haul instr. pnl.	E2HZ 18A651-C	Black/caramel	1

1990/
TRUCK SERIES 600/900

YEAR	MODEL/RESTRICTIONS	PART NUMBER	DESCRIPTION	QTY.
18658 SEAL (HEATER CORE TO CASE)				
90	F-FT600/900 -- integral A/C or Hi-Low vent	E0TZ 18658-A		1
90	CL-CLT900	E7HZ 18658-A		1
90	F-FT600/900 -- std. heater	E3TZ 18658-E	Use w/E3TZ 18476-F core	1
90	F-FT600/900 -- Hi-output heater	E3TZ 18658-G	Use w/E3TZ 18476-H core	1
90	F-FT600/900 -- integral A/C or Hi-Low vent	E3TZ 18658-F	Use w/E3TZ 18476-G core	1
90	L-LN-LNT-LTL-LTS-LT600/900	E3HZ 18658-A	Use w/E3HZ 18476-A and B core	1
18A658 CONNECTOR (HEATER HOSE)				
90	All	D0HZ 18A658-A	3/4" O.D.	1
18662 SEAL (HEATER and AIR CONDITIONER AIR DUCT TO INLET)				
90	CL-CLT900 -- sleeper	D8HZ 18662-A	R.H. & L.H.	2
18663 TUBE (HEATER WATER OUTLET)				
90	CL-CLT9000 w/cum. L-10 (610) 6 cyl. eng.	E8HZ 18663-B		1
90	All L-series -- w/Cum. L-10 eng. 6 cyl. 610	E7HZ 18663-F		1
90	LN-LNT600/800 -- w/402 & 476 FTC engs.	E7HZ 18663-A		1
90	L-LT-LTS900 -- with LTA eng. 6 cyl. 300	E5HZ 18663-A		1
90	LN-LNT8000/9000 -- with LTA eng. 6 cyl. 300	E5HZ 18663-B		1
88/89	L-LL-LS-LTS-LT-LTL-LN-LNT800/900 -- w/Cat. 3306 eng.	E8HZ 18663-D		1
90	L-LT-LTS800/900 -- all FTO eng. LN-LNT800 -- all FTO eng.	E9HZ 18663-A		1
90	L-LL-LS-LTS-LT-LTL -- w/Cat. 3176 diesel eng.	E9HZ 18663-B	Inlet	1
90	L-LL-LS-LT-LTL-LTS LN-LNT9000 Series w/cat. 3176 diesel engine	F0HZ 18663-A		1
18A668 PANEL (AIR CONDITIONER and HEATER CONTROL INNER)				
90	L-LN-LNT-LT-LTS800/900 -- std. cab and line haul instr. panel	E2HZ 18A668-A	Tan	1
90	L-LN-LNT-LT-LTL-LTS600/900 -- custom cab and line haul instr. panel	E1HZ 18A668-A	Black	1
18A668 BEZEL (HEATER CONTROL)				
90	C-CT600/900	D3HZ 18A668-C		1
18A672 HOSE (HEATER AIR INSTRUMENT PANEL REGISTER)				
90	CF600/800	E6HZ 18A672-A		1
18A677 BRACKET (TEMPERATURE CONTROL CABLE)				
90	F-FT600/900	E0TZ 18A677-A		1
90	L-LN-LNT-LT-LTL-LTS600/900	D0HZ 18A677-A		1
90	L-LL-LS-LT-LTS-LN-LNT 800/900 w/o-A/C	E7HZ 18A677-A		1
18B684 PIVOT (AIR DAMPER DOOR)				
90	CF600/800	E6HZ 18B684-A		1
18696 TUBE ASSY. (HEATER WATER INLET)				
90	CL-CLT -- w/LTA engines	E6HZ 18696-A		1
90	CL-CLT9000 w/cum. L-10 (610) 6 cyl. eng.	E8HZ 18696-B		1
90	All CL-CLT900 -- w/Cum. 855 NTC eng.	E8HZ 18696-D		1
90	L-LS-LT-LTS900 -- w/L-10 eng. 6 cyl. 610	E7HZ 18696-B		1
90	All L-series 800 -- w/6.6L & 7.8L FTO engs.	E7HZ 18696-A		1

1990/
TRUCK SERIES 600/900

YEAR	MODEL/RESTRICTIONS	PART NUMBER	DESCRIPTION	QTY.
18696 TUBE ASSY. (HEATER WATER INLET) — Cont'd				
90	L-LL-LS-LTS-LT-LTL-LN-LNT800/900 -- w/Cat. 3306 eng.	E8HZ 18696-E		1
90	LL-LTL900 -- w/Cum. L10 engs. 6 cyl. 610	E7HZ 18696-C		1
90	L-LL-LS-LT-LTL-LTS LN-LNT900 -- w/Cat. 3406 SRS 116 BBC	E8HZ 18696-A		1
90	L-LL-LS-LT-LTL-LTS 900 -- w/Cumm. (855) 444 HP eng. 116 BBC	E8HZ 18696-C		1
90	LN-LNT900 -- w/Cum. L10 eng. 6 cyl. 610	E7HZ 18696-D		1
90	L-LT-LTS800/900 -- all FTO eng.	E9HZ 18696-A		1
90	LN-LNT800 -- all FTO eng.			
18767 VALVE ASSY. (AIR PRESSURE REGULATOR DRIVE)				
90	CL-CLT900	E1HZ 18767-A		1
18805 RADIO KIT (FOR 1980 ONLY)—Refer to applicable 18806 and 18813 for 1981				
90	L-LT-LTS-LTL-LN-LNT800/900	E5HZ 18805-AA	Radio (AM)-incl. antenna	1
18806 RADIO CHASSIS				
90	B-F600/900	E9TZ 18806-Q	AM-electronic w/clock (snap in)	1
90	CL-CLT900	E7HZ 18806-A	AM-monoaural	1
90	CL-CLT900	E9TZ 18806-Q	AM-electronic w/clock (snap-on)	1
90	CL-CLT900	E9TZ 18806-B	AM/FM/mplx cassette w/search w/clock	1
90	CL-CLT900	E9TZ 18806-C	AM/FM/mplx cassette w/clock	1
90	CL-CLT900	E9TZ 18806-J	AM/FM/mplx stereo w/search w/clock	1
90	CL-CLT900	E4AZ 18806-D	AM/FM/MPLX-w/8 track tape stereo	1
90	CL-CLT900	E7HZ 18806-C	AM/FM/MPLX-cassette tape-electronic-midline	1
90	CF600/800 "Before 10/85"	E6HZ 18806-C	AM monoaural	1
90	CF600/700 "From 2/25/87"	E7HZ 18806-D		1
90	CF600/800	E6HZ 18806-B	AM/FM/MPLX-cassette	1
90	ALL L-series	E7HZ 18806-A	AM-monoaural	1
90	ALL L-series	E7HZ 18806-B	AM/FM/MPLX-electronic-midline	1
90	ALL L-series "From 4/83"	E4AZ 18806-D	AM/FM/MPLX w/8 track stereo	1
90	ALL L-series	E7HZ 18806-C	AM/FM/MPLX/cassette tape-electronic-midline	1
90	L-LN-LNT-LT-LTL-LTS800/900	E9TZ 18806-Q	AM-electronic midline w/clock (snap-in)	1
90	L-LN-LNT-LT-LTL-LTS800/900	E9TZ 18806-B	AM/FM/mplx cassette w/search w/clock	1
90	L-LN-LNT-LTL-LTS800/900	E9TZ 18806-C	AM/FM/mplx cassette w/clock	1
90	L-LN-LNT-LT-LTL-LTS800/900	E9TZ 18806-J	Midline AM/FM/mplx w/search w/clock	1
90	F/B600/900	E9TZ 18806-B	AM/FM/mplx cassette w/search w/clock	1
90	F/B600/900	E9TZ 18806-C	AM/FM/mplx cassette w/clock (midline)	1
90	F/B600/900	E9TZ 18806-J	(Midline) AM/FM/mplx w/search w/clock	1
90	F-FT600/900	E7HZ 18806-A	AM-monoaural	1
90	F-FT600/900	E7HZ 18806-B	AM/FM/MPLX-electronic-midline	1
90	F-FT600/800 "From 4/83"	E4HZ 18806-D	AM/FM multiplex w/8 track stereo	1
90	F-FT600/900	E7HZ 18806-C	AM/FM/MPLX/cassette tape-electronic-midline	1
18808 SPEAKER (RADIO RECEIVER)				
90	C-CT600/900	D2HZ 18808-B	5" x 7"	1
90	CL-CLT900 -- rear-stereo or monoaural	D8BZ 18808-C	5 1/2" x 7 1/2"	1
90	CL-CLT900 -- frt. stereo or monoaural "From 4/83"	E2AZ 18808-A	5 1/2 RD	1
90	CL-CLT900 -- frt stereo	E9HZ 18808-A	5 1/4" Rd	1
90	CF600/800	E6HZ 18808-A		1
90	F/B600-900 all stereo	E9AZ 18808-A		2
90	F-FT600/900 -- front monoaural	E2TZ 18808-A	5 1/2" x 7 1/2"	1
90	F-FT600/800 -- Front stereo	E1SZ 18808-A	5 1/4" round	1
90	ALL L-series -- front monoaural	E7HZ 18808-A	5 1/2 x 7 1/2	
90	All L-series -- door stereo	E7SZ 18808-B	5 1/4 round	1
90	L-LL-LN-LNT-LS-LT LTL-LTS800/900 all stereo	E9AZ 18808-A		2

1990/
TRUCK SERIES 600/900

YEAR	MODEL/RESTRICTIONS	PART NUMBER	DESCRIPTION	QTY.
18812 CABLE ASSY. (RADIO ANTENNA LEAD-IN)				
90	CL-CLT900 -- C.B.	D8HZ 18812-A	From "Y" connector to remote C.B. chassis	1
90	CL-CLT900 -- C.B.	D8HZ 18812-B	From "Y" connector to hot post on package tray	1
90	CL-CLT900 -- C.B.	D8HZ 18812-C	From "Y" connector to hot post on instr. pnl.	1
90	F-FT600/900	E0TZ 18812-A		1
18A812 CONNECTOR ASSY. (C.B. RADIO ANTENNA LEAD-IN)				
90	CL-CLT900	D8HZ 18A812-A	"Y" shape	1
18813 ANTENNA ASSY. (RADIO CHASSIS)				
90	CL-CLT900 "From 10/82"	E3HZ 18813-A		1
90	CF600/800	E8HZ 18813-A		1
90	F600/900 -- all w/radio	E7TZ 18813-A		1
90	L-LT-LTL-LTS-LN-LNT600/800	E3HZ 18813-B		1
90	L-LL-LN-LNT-LS-LT-LTL-LTS800/900 "From 11/27/87"	E8HZ 18813-B		1
18814 RADIO ASSORTMENT KIT				
90	F600/800 -- mono/stereo	E9HZ 18814-A	2 spkr. front door mtg.	1
90	L Series	E7HZ 18814-B		1
18815 BRACKET (SPEAKER MOUNTING)				
90	CF600/800	E6HZ 18815-A		1
18B815 PLATE ASSY. (C.B. RADIO CONNECTOR)				
90	CL-CLT900	D8HZ 18B815-A	"PWR-GRD" located in package tray	1
18B816 PLATE (C.B. RADIO CONNECTION)				
90	CL-CLT900	D8HZ 18B816-A	"PWR-GRD-C/B ANT" locate in instr. pnl.	1
18817 KNOB ASSY. (RADIO RECEIVER)				
90	C-CT600/900	C8TZ 18817-A		2
90	CL-CLT900	D3AZ 18817-A		2
90	C-CT600/900	D4FZ 18817-A		2
90	CL-CLT600/900			2
90	CF600/800	E6HZ 18817-A	Stereo	2
90	CF600/800	E6HZ 18817-B	AM Monaural	2
90	F-FT600/900	D70Z 18817-A		2
90	L-LN-LNT-LT-LTL-LTS600/900 "From 5/31/82"	D70Z 18817-A		2
90	CF600/800	E6HZ 18818-A	Stereo	2
90	CF600/800 "Before 10/85-From 10/85" Refer to 18817	E6HZ 18818-B	AM Monaural	2
18819 ADAPTOR (SPEAKER & HARDWARE)-Refer to group 18806				
18B821 RELAY ASSY. (C.B. RADIO SPEAKER)				
90	CL-CLT900	D8HZ 18B821-A	Monaural	1
90	CL-CLT900	D8HZ 18B821-B	Stereo	1
18830 DISC (RADIO RECEIVER KNOB)				
90	C-CT600/900	D1AZ 18830-A		2
90	CL-CLT900	D2SZ 18830-A		2
90	CF600/800	E6HZ 18830-A	AM/FM/MPLX	2
90	CF600/800	E6HZ 18830-B	AM/FM/MPLX-cassette	2
90	CF600/800	E6HZ 18830-C	AM Monaural	1
90	F-FT600/900	D70Z 18830-A		2
90	L-LN-LNT-LT-LTL-LTS600/900	D70Z 18830-A		2
18832 CAPACITOR (RADIO VOLTAGE REGULATOR)				
90	C-CT600/900, F600/800	D0LY 18832-A		1
90	F-FT600/900 (81), W-WT900	D5AZ 18832-A		1
90	CL-CLT900			1
90	C-CT600/900			1

1990/
TRUCK SERIES 600/900

YEAR	MODEL/RESTRICTIONS	PART NUMBER	DESCRIPTION	QTY.
18832 CAPACITOR (RADIO VOLTAGE REGULATOR) — Cont'd				
90	CF600/800 -- w/radio	E6HZ 18832-A		1
90	CF600/800 -- w/radio	E6HZ 18832-B	Capacitor assy. alternator	1
90	CF600/800 -- w/2 speed axle	E6HZ 18832-C	Capacitor speedometer adapter	1
90	F-FT600/900 -- heater with FM radio	E3TZ 18832-A	Located on RH fender apron	1
90	L-LN-LNT-LT-LTL-LTS600/800 -- 8 cyl. 330,361 and 389	D8HZ 18832-A	Located on ignition coil	1
18K832 BRACKET ASSY. (RADIO RECEIVER COVER)				
90	CF600/700	E8HZ 18K832-A	Support assy. radio rec. frt.	1
18K834 BRACKET (RADIO HOUSING)				
90	ALL L-series	E7HZ 18K834-A		1
18836 SCREEN (RADIO SPEAKER)				
90	C-CT600/900	D2HZ 18836-A		1
18842 BEZEL (RADIO CONTROL)				
90	C-CT600/900	D8HZ 18842-A		1
90	CF600/800	E6HZ 18842-A	Stereo	1
90	CF600/800 "From 10/85"	E6HZ 18842-C	Monaural	1
90	All L-series	E7HZ 18842-A	Smoke/charcoal	1
90	All L-series	E7HZ 18842-B	Chestnut	1
18K850 PLUG (RADIO SPEAKER)				
90	CF600/800	E6HZ 18K850-A		1
18A886 MAST ASSY. (RADIO ANTENNA REPLACEMENT)				
90	F-FT600/900	D3AZ 18A886-A		1
90	C-CT-L-LN-LNT-LT-LTL-LTS	C0AZ 18A886-B		1
90	CL-CLT900 -- Without-C.B.	D3AZ 18A886-A		1
90	CL-CLT900 -- with C.B.	D8HZ 18A886-A	R.H. & L.H.	1
90	L-LN-LNT-LT-LTL-LTS600/900	D3AZ 18A886-A		1
18888 BRACKET (RADIO RECEIVER MOUNTING)				
90	C-CT600/900	D8HZ 18888-C	Rear	1
90	CL-CLT900	D3AZ 18888-A	Rear-upper-stereo	1
90	CL-CLT900	D3AZ 18888-B	Rear-upper-monaural	1
90	CL-CLT900	D3AZ 18888-C	Rear-lower	1
90	CL-CLT900	E7TZ 18888-A	Rear	1
90	F-FT600/900	E7HZ 18888-A	AM radio	1
90	F-F600/900	E3ZZ 18888-B	Stereo	1
90	L-LL-LS-LT-LTL-LTS	E7HZ 18888-B	AM radio-rear support	1
90	CL-CLT			
90	All L-series	E7HZ 18888-C	Use w/ all audio equipment	1
90	L-LL-LS-LTS-LTL-LN-LNT w/stereo radio	E7HZ 18888-D	30.0 long	1
90	L-LL-LS-LT-LTS-LTL-LN-LNT w/arm radio	E7HZ 18888-E	520 length	1
18A908 GROMMET (RADIO ANTENNA CABLE)				
90	F-FT600/900	E0TZ 18A908-A		1
18919 STANCHION ASSY. (RADIO ANTENNA)				
90	C-CT600/900	C1TZ 18919-A		1
18A919 WIRING ASSY. (RADIO JACK FEED)				
90	CL-CLT900	D8HZ 18A919-A	Located in instr. pnl.	1
90	CL-CLT900	D8HZ 18A919-B	Located in package tray	1
90	L-LN-LNT-LT-LTL-LTS600/900	E1HZ 18A919-A	Factory installed	1
18A927 CAP (RADIO ANTENNA BASE)				
90	F-FT600/900	E0TZ 18A927-A		1
18A930 JACK ASSY. (RADIO POWER FEED)				
90	CL-CLT900	D8HZ 18A930-A		1
90	CF600/800	E6HZ 18A930-A		1
90	L-LN-LNT-LT-LTL-LTS600/900	E1HZ 18A930-A	Red-positive	1
		E1HZ 18A930-B	Black-negative	1

1990/
TRUCK SERIES 600/900

YEAR	MODEL/RESTRICTIONS	PART NUMBER	DESCRIPTION	QTY.
	18936	BASE ASSY. (RADIO ANTENNA)		
90	F-FT600/900	E0TZ 18936-B		1
	18946	GASKET (RADIO ANTENNA)		
90	CF600/800	E6HZ 18946-A		1
	18A952	CHOKE (RADIO RECEIVER SUPPRESSION)		
90	C-CT-L-LN-LNT-LT-LTL-LTS600/900	C3MY 18A952-A	Blade type	1
90	L-LN-LNT-LT-LTL-LTS600/900	C9AZ 18A952-A	Snap on type	1
	18A955	PLATE (RADIO ESCUTCHEON MOUNTING)		
90	C-CT600/900	★ D2TZ 18A955-A	Not replaced	1
	18B971	WIRING ASSY. (JUMPER RADIO RECEIVER)		
90	All L and LL series	E7HZ 18B971-A	#E7HT 18B971-AA	1
90	F-FT600/900 -- w/stereo	E7HZ 18B971-B	#E7HT 18B971-BA	1
90	F-FT600/900 -- w/AM radio	E7HZ 18B971-C	#E7HT 18B971-CA	1
	18972	CONTROL ASSY. (RADIO SPEAKER HEADPHONE VOLUME)		
90	CL-CLT900 -- w/sleeper	D8HZ 18972-A		1
	18978	ENCLOSURE ASSY. (RADIO SPEAKER)		
90	CF600/800	E6HZ 18978-A		1
90	CL-CLT900	E0HZ 18978-A	Frnt. L.H. caramel-dlr. paint to match	1
		E0HZ 18978-B	Frnt. R.H. caramel-dlr. paint to match	1
90	CL-CLT900 -- w/sleeper	E0HZ 18978-C	Rear R.H. & L.H. caramel-dlr. paint to match	1
90	All L-series -- w/door drim	D20Z 18978-A	Dlr. paint to match	1
	18A984	BASE AND CONNECTOR ASSY. (RADIO ANTENNA)		
90	CL-CLT900-C.B.	D8HZ 18A984-A		2
	18985	GRILLE (RADIO SPEAKER)-Paint to match		
90	C-CT600/900	C0TZ 18985-A		1

1990/
TRUCK SERIES 600/900

YEAR	MODEL/RESTRICTIONS	PART NUMBER	DESCRIPTION	QTY.
19A041 WIRING ASSY. (RADIO SPEAKER)				
90	CF600/700	E6HZ 19A041-A		1
90	CF600/700	E7HZ 19A041-G		1
90	CF600/700	E9HZ 19A041-E		1
90	CL-CLT900 -- AM radio electronic w/2 speakers w/clock	E9HZ 19A041-A		1
90	CL-CLT900 -- AM radio w/4 speakers	E9HZ 19A041-D		1
90	CL-CLT900 -- AM/FM midline electronic stereo w/2 speakers 64 BBC	E9HZ 19A041-B		1
90	CL-CLT900 -- AM/FM midline electronic stereo, 88 & 110 BBC w/4 spkrs.	E9HZ 19A041-C		1
90	F-FT600/900 -- mono	E0TZ 19A041-B		1
90	F-FT600/900 -- w/stereo	E7HZ 19A041-E		1
90	All L-series	E7HZ 19A041-F		
19A048 SPACER (RADIO CONTROL SHAFT)				
90	CF600/800	E6HZ 19A048-A		1
19A050 KIT (ELECTRONIC COOLER and WARMER) PORTABLE				
90	All	E5AZ 19A050-A		1
19A051 POWER ADAPTER (ELECTRONIC COOLER and WARMER)				
90	All	E5AZ 19A051-A		1
19058 COVER (AIR CONDITIONER EVAPORATOR FRONT)				
90	ALL L-series	E7HZ 19058-A		1
19A089 CONTAINER ASSY. (STEREO TAPE CARTRIDGE)				
90	All	E5AZ 19A089-A		1
19092 GASKET (HEATER BLOWER MOTOR MOUNTING)				
19A095 BOND (RADIO FREQUENCY INTERFERENCE SUPPRESSION)				
90	F-FT600/900	E0TZ 19A095-A	Located on radio chassis	1
90	F-FT600/900	E0TZ 19A095-A	Located on cowl top panel	1
19098 DUCT (DEFROSTER)				
90	C-CT600/900	D9HZ 19098-A		1
19A123 WIRING ASSY. (RADIO SPEAKER EXTENSION)				
90	F-FT600/900 -- w/lighted stainless Western mirrors	E9HZ 19A123-A		1
90	F-FT600/900 -- w/stereo radio w/o lighted mirror	E9HZ 19A123-B		1
90	All L-series w/stereo	E7HZ 19A123-C		1
19A145 SHIELD ASSY. (RADIO FREQUENCY SUPPRESSION)				
90	L-LN-LNT-LT-LTL-LTS800/900 -- 8 cyl. 401, 475, 477 or 534 gas	D8HZ 19A145-A		1
90	L-LN-LNT-LT-LTL-LTS600/900	358871-S8B	(MM-297-A)-nut-wing-1/4"-20	2
		34940-S7-8	(X-88)-washer-1/4" tooth	2
19A154 BRACKET ASSY. (RADIO SUPPRESSION SHIELD)				
90	LN600 -- 6 cyl. Gas	D0HZ 19A154-A	Front	1
		D0HZ 19A154-B	Rear	1
90	L-LN-LNT-LT600/800 -- 8 cyl. 330, 361 or 391 gas-w/o integral A/C	(RH) D0HZ 19A154-C	(LH) D0HZ 19A154-D	1
90	L-LN-LNT-LT600/900 -- 8 cyl. 330, 361 or 391 gas and integral A/C	(RH) D0HZ 19A154-C	(LH) D1HZ 19A154-A	1
90	ALL L-series	357235-S	(BB-136)-bolt-5/16"-18 x 7/8"	1
		55644-S13	(U-213-E)-bolt-hex head-5/16"-18 x 1 1/8"	1
		358871-S8B	(MM-297-A)-nut-wing-1/4"-20	2
		34940-S7-8	(X-88)-washer-external tooth-1/4"	2
		351487-S	(XX-291)-washer-external tooth-3/8"	1

JULY, 1989

COPYRIGHT © 1989-

FORD MOTOR

—DEARBORN, MICHIGAN

COMPANY

NEW ISSUE

1990/
TRUCK SERIES 600/900

YEAR	MODEL/RESTRICTIONS	PART NUMBER	DESCRIPTION	QTY.
19236 CABLE ASSY. (HEATER A/C REGULATOR CONTROL DRIVE)				
90	CL-CLT900	E7HZ 19236-A	L.H.-64" long	1
		E7HZ 19236-B	R.H.-111" long	1
19296 PLATE (RADIO OPENING COVER)				
90	CF600/800 - - w/o radio	E6HZ 19296-A		1
19A340 CHASSIS DECK PLATE KIT				
90	CL-CLT900	D8HZ 19A340-A	w/steel frame sidemembers	1
90	CL-CLT900	D8HZ 19A340-B	W/Aluminum frame sidemembers	1
19A361 ELECTRONIC ANTI-THEFT KIT				
90	All	E3AZ 19A361-A		1
19497 KIT AIR CONDITIONER COMPRESSOR CONTROL SWITCH				
90	CL-CLT900	D8HZ 19497-A		1
19E500 REFLECTOR FLARE KIT				
90	All	★ D4AZ 19E500-A	Not replaced	1
19F524 REFLECTOR ASSY. (FLARE)				
90	C-CT600/900, L-LN-LNT-LT-LTL-LTS600/900, W-WT900	D4AZ 19F524-A		AR
19A525 BRACKET (AIR CONDITIONER and HEATER CONTROL SWITCH MOUNTING)				
90	CL-CLT900 - - manual A/C and/or heater "From 5/81"	E1HZ 19A525-A		1
19B540 FIRE EXTINGUISHER KIT				
90	All	D6AZ 19B540-A	10 BC 234 lb.	1
19B552 SEAL (AIR CONDITIONER EVAPORATOR CORE TUBE TO CASE)				
90	F-FT600/900 - - integral A/C or Hi-Lo vent	E0TZ 19A553-A		1
90	L-LN-LNT-LT-LTL-LTS800/900	D0HZ 19B552-A		1
19A553 HOUSING (A/C EVAPORATOR OR HEATER CORE)				
80/83	F-FT600/800 - - integral A/C or Hi-low vent	E4TZ 19A553-A		1
84/86	F-FT600/900 - - w/integral A/C or Hi-low vent	E4TZ 19A553-A		1
90	F-FT600/900 - - w/integral A/C	E7TZ 19A553-A		1
19E555 ADAPTER (CONDITIONER OUTLET)				
90	F-FT600/900	E0TZ 19E555-A	#E0TH 19E555-AB	1
19A559 HOUSING (AIR CONDITIONER EVAPORATOR CORE)				
80/81	F600/800 - - integral A/C or Hi-Lo vent "Before 4/81"	E0TZ 19A559-A		1
90	F-FT00/900 - - integral A/C or Hi-low vent "From 4/81"	E2TZ 19A559-A		1
19E561 SWITCH ASSY. (AIR CONDITIONER CLUTCH CYCLING PRESSURE)				
90	CF600/800	E7DZ 19E561-A		1
80/81	L-LN-LNT-LTL-LTS800/900	E2DZ 19E561-A		1
80/81	F600/800			1
90	L-LN-LNT-LT-LTL-LTS800/900	E2TZ 19E561-A		1
90	F-FT600/800			1
90	L-LL-LN-LNT-LS-LTL-LTS800/900	E35Y 19E561-A		1
90	F-FT600/900			1
90	CL-CLT900			1
19A563 VALVE (AIR CONDITIONER VACUUM CHECK)				
90	F-FT600/900 - - with integral A/C or Hi-Lo vent	D70Z 19A563-A		1
19A566 TANK and BRACKET (AIR CONDITIONER VACUUM RESERVOIR)				
90	CL-CLT900 - - exc. w/Cum. Cat. 3406 diesel	D8HZ 19A566-A		1
85/88	CL-CLT900 - - w/Cum. 3406 Cat. diesel	E5HZ 19B573-E	*E5HT 19B573-AA,NA	
90	F-FT600/900	D9AZ 19A566-A		1
90	F-FT600/900 - - 500 C.I.D. diesel	D70Z 19A566-A		1

1990/
TRUCK SERIES 600/900

YEAR	MODEL/RESTRICTIONS	PART NUMBER	DESCRIPTION	QTY.
19B573 WIRING ASSY. (AIR CONDITIONER CLUTCH FEED)				
90	CL-CLT900	D8HZ 19B573-A		1
85/88	CL-CLT900 -- w/Cum. 3406 Cat. diesel & Cum. NTC	E5HZ 19B573-E		1
90	F-FT600/900 -- w/o tilt frt. end	E7HZ 19B573-E		1
90	F-FT600/900 -- w/integral A/C B600/800 -- w/integral A/C	F0HZ 19B573-A		1
90	F-FT600/900 -- w/integral A/C B600/800 w/integral all w/reg. cab	F0HZ 19B573-B		1
90	LL-LTL900 -- w/o FS-6 compr.	E1HZ 19B573-A		1
90	L-LT-LTS-LN-LNT600/900 -- w/o FS-6 compr.	E1HZ 19B573-B		1
90	ALL L-series -- w/FS-6 compr. w/CAT 3208 "From 5/85"	E5HZ 19B573-B		1
90	L-LS-LT-LTS800/900	E7HZ 19B573-A		1
90	LL-LTL900 -- w/Cat. 3406 eng.			
90	LN-LNT900 -- exc. w/L10 eng.			
90	LL-LTL900 -- w/Cum. L10 eng. 6 cyl. 610	E7HZ 19B573-B		1
90	LL-LTL900 -- All exc. Cum. L10 eng.	E7HZ 19B573-C		1
90	LN-LNT -- w/Cum. L10 eng. 6 cyl. 610	E7HZ 19B573-D		1
90	L-LL-LT-LTL-LTS900, LN-LNT900 -- w/Cat. 3406 6 cyl.	E8HZ 19B573-A		1
19E574 MANIFOLD and VALVE ASSY. (AIR CONDITIONER COMPRESSOR)				
90	F-FT600/800 -- w/FTO eng.	E7HZ 19E574-A	High pressure	1
		E7HZ 19E574-B	Low pressure	1
19D578 SEAL (AIR CONDITIONER EVAPORATOR CORE TO CASE)				
90	CL-CLT900	E1HZ 19D578-A		AR
90	L-LN-LNT-LT-LTL-LTS800/900	D0HZ 19D578-A		1
19E578 REAR HEAD GASKET KIT (AIR CONDITIONER COMPRESSOR)				
90	F-FT600/900	E1AZ 19E578-A	*YE-24 w/FS-6 compr.	1
90	L-LT-LTS-LN-LNT-LTL800/900			1
19A579 BRACKET (AIR CONDITIONER EVAPORATOR TUBE SUPPORT)				
90	CL-CLT900 -- sleeper	E1HZ 19A579-A	L.H. side rear	1
90	CL-CLT900	E2HZ 19A579-B	Lower L.H. side of radiator/shutter	1
19D582 SHUTTER ASSY. (AIR CONDITIONER EVAPORATOR CORE)				
90	L-LN-LNT-LT-LTL-LTS800/900	D9HZ 19D582-B		1
19E582 MANIFOLD ASSY. DISCHARGE KIT (AIR CONDITIONER COMPRESSOR)				
90	F-FT600/900	E1AZ 19E582-A	*YF-942 w/FS-6 compr.	1
90	ALL L-series			1
19E583 MANIFOLD SUCTION KIT (AIR CONDITIONER COMPRESSOR)				
90	F-FT600/900	E1AZ 19E583-A	*YF-943 w/FS-6 compr.	1
90	L-LT-LTS-LN-LNT-LTL800/900			1
19D585 COVER (AIR CONDITIONER REGISTER LOUVER OPENING)				
90	L-LN-LNT-LT-LTL-LTS800/900 std. cab and line haul instr. panel	E2HZ 19D585-A	Black	1
90	L-LN-LNT-LT-LTL-LTS800/900 std. cab and line haul instr. panel	E2HZ 19D585-B	Tan	1
19A586 PLATE and BOLT ASSY. (AIR CONDITIONER EVAPORATOR)				
90	F-FT600/900	E1TZ 19A586-A		1
19N586 BRACKET ASSY. (AIR CONDITIONER COMPRESSOR)				
90	CF600/800 -- w/dealer installed A/C	E6HZ 19N586-A		1
19A590 SEAL (AIR CONDITIONER EVAPORATOR CORE)				
90	CL-CLT900	E1HZ 19A590-A	Top	1

1990/
TRUCK SERIES 600/900

YEAR	MODEL/RESTRICTIONS	PART NUMBER	DESCRIPTION	QTY.
19C590 DUCT ASSY. (AIR CONDITIONER RECIRCULATING AIR)				
90	F-FT600/900	E1TZ 19C590-A		1
19D590 Refer to Section 197 for Service Refrigerant Line Assemblies and/or replacement details				
19D592 RELAY ASSY. (AIR CONDITIONER and HEATER TEMPERATURE)				
90	L-LN-LNT-LTL-LTS800/900	D2LY 19D592-A	*YH-191-#D2LB 19D592-AB	1
90	B600/700, F600/800		Used as fuel pump relay	1
19B595-6 Refer to Section 197 for Service Refrigerant Line Assemblies and/or replacement details				
19D595 COVER (AIR CONDITIONER EVAPORATOR EXPANSION VALVE)				
90	L-LN-LNT-LT-LTL-LTS800/900	D0HZ 19D595-A		1
90	CL-CLT900	E7HZ 19D595-A		1
19A600 LINK (AIR CONDITIONER AIR DAMPER DOOR SHAFT)				
90	L-LN-LNT-LT-LTL-LTS800/900	D0HZ 19A600-A		1
19C603 WIRING ASSY. (BLOWER MOTOR RESISTOR)				
90	CF600/800 -- w/dealer installed A/C	E6HZ 19C603-A		1
19D606 BRACKET (A/C ACCUMULATOR)				
90	F & B Series all w/integral A/C	F0HZ 19D606-A		1
19D607 BRACKET (AIR CONDITIONER ACCUMULATOR)				
90	F-FT600/900	E3TZ 19D607-D	Middle and bottom	2
90	F-FT600/900	E4HZ 19D607-A	Top	1
19A615 Refer to group 19710				
19618 THERMOSTAT ASSY. (AIR CONDITIONER EVAPORATOR TEMPERATURE CONTROL)				
90	L-LL-LS-LT-LTL-LTS-LN-LNT800/900 "From 4/1/88"	E7HZ 19618-A	*YH-491 (side of htr housing)	
19D624 BRACKET (AIR CONDITIONER COMPRESSOR MOUNTING FRONT)				
90	CF600/800 -- w/dealer installed A/C	E6HZ 19D624-A		1
90	All L-series & LN-LNT -- w/Cat. 3406 eng. SRS w/integral A/C-manual	E8HZ 19D624-A		1
19N624 SPACER A/C COMP (MOUNTING BRACKET)				
88/89	All heavy truck	E8HZ 19N624-A	#E8HT 19N624-AA	1
88/89	All heavy truck	E8HZ 19N624-B	#E8HT 19N624-BA	1
19C626-7 CONNECTOR ASSY. (AIR CONDITIONER REGISTER)				
90	L-LN-LNT-LT-LTL-LTS800/900 -- w/o tilt frt. end	(RH) D0HZ 19C626-A	(LH) D0HZ 19C732-A	2
90	ALL L-series -- w/tilt frt. end	(RH) D0HZ 19C626-A	(LH) E4HZ 19C732-A	1
19C633 DUCT ASSY. (AIR CONDITIONER and HEATER OUTLET)				
90	CL-CLT900 -- w/sleeper	D8HZ 19C633-A		1
19D643 SEAL (AIR CONDITIONER and HEATER BLOWER MOTOR COVER)				
90	CL-CLT900 -- w/sleeper	D8HZ 19D643-A		1
19D644 VALVE (AIR CONDITIONING COMPRESSOR PRESSURE RELIEF)				
90	ALL L-Series	D2AZ 19D644-A		1
19E645 SHIELD ASSY. (AIR CONDITIONER RECEIVER DRYER)				
90	L-LN-LNT-LT-LTS-LTL800/900	E3HZ 19E645-A		1
19C649 HOOD and DOOR ASSY. (AIR CONDITIONER CONDENSER)				
90	L-LN-LNT-LT-LTL-LTS800/900 -- integral A/C	D0HZ 19C649-A		1
19D653 PULLEY and BEARING ASSY. (AIR CONDITIONER COMPRESSOR)				
90	CL-CLT900	D8HZ 19D653-A		1
19D668 BRACKET (AUTOMATIC TEMPERATURE CONTROL SENSOR)				
90	CL-CLT900	D8HZ 19D668-A		1
19D669 SERVO ASSY. (AIR CONDITIONER)				
90	CL-CLT900 -- manual integral A/C or heater	D8HZ 19D669-A	*YH-317	3
90	CL-CLT900 -- A.T.C.			1

1990/
TRUCK SERIES 600/900

YEAR	MODEL/RESTRICTIONS	PART NUMBER	DESCRIPTION	QTY.
19A672 SEAL (AIR CONDITIONER EVAPORATOR CORE)				
90	CF600/800 -- w/dealer installed A/C	E6HZ 19A672-A	Upper	1
90	CF600/800 -- w/dealer installed A/C	E6HZ 19A672-B	Lower	1
19B679 CLAMP (AIR CONDITIONER HOSE)				
90	All trucks-w/push-on fittings	DOTZ 19B679-A	*YF-256	AR
19B680 DUCT ASSY. (AIR CONDITIONER EVAPORATOR TO REGISTER)				
90	CL-CLT900	(RH) E7HZ 19B680-A	(LH) E7HZ 19B680-B	1
90	F-FT600/900 -- integral A/C or Hi-Lo vent	(RH) E0TZ 19B680-A	(LH) E0TZ 19B680-B	1
90	L-LN-LNT-LT-LTL-LTS800/900 -- integral A/C and line haul instrument panel	DOHZ 19B680-A	Incl. clamp - round	1
90	LN-LNT9000 -- w/fleet option	E4HZ 19B680-A		1
19686 SEAL (AIR CONDITIONER EVAPORATOR LOUVER UPPER)				
90	L-LN-LNT-LT-LTL-LTS800/900 -- integral A/C	DOHZ 19686-A	Air intake grille	1
19D686 RELAY ASSY. (AIR CONDITIONER MOTOR WARNING LAMP)				
90	L-LN-LNT-LT-LTL-LTS800/900	D2HZ 19D686-A		1
19D695 Refer to Section 197 for Refrigerant Line Fittings				
19C700 Refer to Section 197 for Service Refrigerant Line Assemblies and/or replacement details				
19D701 CORE ASSY. (AIR CONDITIONER CHARGING VALVE)				
90	All	D2OZ 19D701-A		1
19702 Refer to group 19732				
19D702 CAP ASSY. (AIR CONDITIONER CHARGING VALVE)				
90	All	E1HZ 19D702-A		1
19703 COMPRESSOR ASSY. (AIR CONDITIONER)				
90	CF600/700 w/dlr installed A/C	E6HZ 19703-A	*YC-71-FS-6	1
90	All	E6VY 19703-A	*YC-41 FS-6	1
90	All "L" series w/integral A/C exc. 3406 Cat. eng.			1
90	All L-LN series w/integral A/C & 3406 Cat. eng. & Cum. L-10 & NTC	E8HZ 19703-A	*YC-60-Sanden 510 H.D.	1
90	All "L" series w/integral A/C & 3306 Cat. eng. & Cum. L-10 & NTC diesel			1
90	CL-CLT w/integral A/C & Cum. L10 & NTC diesel			1
90	All L-LN Series w/Cat. 3406 and manual A/C	E8HZ 19703-B	*YC-69-Sanden 510 HD	1
90	All "L" Series w/integral A/C & 3306 Cat. & Cum. L-10 & NTC diesel eng.			1
90	CL-CLT integral A/C w/Cumm. L10 & NTC diesel eng. all B600/800 & F-FT600/900			1
90	All L-LN Series w/FNH engines w/integral A/C	E9HZ 19703-B	*YC-72-Sanden 508	1
90	F-FT600/900 w/FNH engines, w/integral A/C			1
90	CF700/800 w/FNH engines, w/integral A/C			1

JULY, 1989

© FORD MOTOR COMPANY - 1989

FORD MOTOR

DEARBORN, MICHIGAN

COMPANY

NEW ISSUE

1990/
TRUCK SERIES 600/900

YEAR	MODEL/RESTRICTIONS	PART NUMBER	DESCRIPTION	QTY.
19703 COMPRESSOR ASSY. (AIR CONDITIONER) — Cont'd				
90	L-LL-LS-LT-LTL-LTS-LN-LNT w/Ford New Holland eng. and integral A/C	E9HZ 19703-A	*YC-68	1
90	F600/800 -- med. duty w/6.6 & 7.8L dsl. eng. w/dealer installed A/C CF600/800 w/6.6 & 7.8L dsl. eng. w/dealer installed A/C	E9HZ 19703-C	Sanden SD-508	1
88/90	All L-LN series w/SD-510 HD (Sanden) w/Cat. 3406	E9HZ 19703-D	*YC-74 Sanden S10 HD	1
89/90	All L-LN w/SD S-10 H.D. (Sanden) w/cat. 3306 & L-10 & NTC			
89/90	CL-CLT w/integral A/C w/SD S-10 H.D. (Sanden) L-10 & NTC diesel			
19C705-8 Refer to Section 197 for Service Refrigerant Line Assemblies and/or replacement details				
19A706 RESISTOR ASSY. (AIR CONDITIONER BLOWER MOTOR)				
90	CF600/800 -- w/dealer installed A/C	E6HZ 19A706-A		1
90	F-FT600/900 -- integral A/C or Hi-Low vent	E3TZ 19A706-B		1
80/83	CL-CLT900			
19C708 HOSE KIT — Refer to group 19B968				
19C708 RUBBER HOSE (BULK) Refer to Section 197 for Service Replacement Line Assemblies and/or replacement details				
19A709 Refer to Section 197 for Service Refrigerant Line Assemblies and/or replacement details				
19712 CORE ASSY. (AIR CONDITIONER CONDENSER)				
90	CF600/800 -- w/dealer installed A/C	E8HZ 19712-B	*YJ-255	1
90	CL-CLT900	E7HZ 19712-A	*YJ-227, #E7HT 19710-FB	1
90	CL-CLT w/Cummins L10 & NTC 855 & Cat. 3406 eng. and adtech radiator	E8HZ 19712-A	*YJ-248	1
90	F-FT600/900 -- all w/FNH dsl. eng. w/tilt front end	F0HZ 19712-A	*YJ-275, #F0HT 19710-AA	1
90	F-FT600/900 -- all w/FNH eng. w/fixd frnt. end	F0HZ 19712-B	*YJ-278, #F0HT 19710-BA	1
90	F-FT600/900 -- all exc. FTO eng.	E4HZ 19712-A	*YJ-205	1
90	F-FT600/800 -- w/tilt front end & FTO eng.	E7HZ 19712-D	*YJ-230, #E7HT 19710-DC	1
90	F-FT600/800 -- w/fixd front end & 7.8L FTO eng. exc. Calif.	E7HZ 19712-C	*YJ-231, #E7HT 19710-GC	1
90	F-FT600/900 -- w/fixd front end w/FTO eng. w/o air to air cooler			1
90	F-FT600/800 -- w/fixd front end & FTO eng. &FNH eng. and ATA cooler	E7HZ 19712-B	*YJ-228, #E7HT 19710-EC	1
90	F-FT600/900 -- all gas engines w/integral A/C	F0HZ 19712-E		1
90	F-FT600/900 -- 6.6L & 7.8L FNH eng. w/air to air cooler	F0HZ 19712-C		1
90	L-LN-LNT-LT-LTS Exc. 9000	E4HZ 19712-B	*YJ-188	1

1990/
TRUCK SERIES 600/900

YEAR	MODEL/RESTRICTIONS	PART NUMBER	DESCRIPTION	QTY.
19712 CORE ASSY. (AIR CONDITIONER CONDENSER)— Cont'd				
90	L-LN-LNT-LT-LTS9000 -- w/Cat. & Cum. engs.	E7HZ 19712-G	*YJ-239	1
90	L-LN-LNT-LT-LTS9000 w/FTO 6.6L & 7.8L engs.	E7HZ 19712-F	*YJ-238, #E7HT 19710-JB	1
90	LTL/LL9000 -- w/14.6L 893 cat. dsl. L-LN-LNT-LS-LT-LTS800/900 w/integral A/C	E7HZ 19712-E	*YJ-232, #E7HT 19710-CB	1
19A719 BRACKET (AIR CONDITIONER PLENUM CHAMBER SUPPORT)				
90	F-FT600/900 -- with integral A/C or Hi-Lo vent	E0TZ 19A719-A		1
90	All L-series -- w/hourmeter option	E7HZ 19A719-A	Fleet & C.D. only	1
90	All L-series -- w/hourmeter option	E7HZ 19A719-B	Owner-operator only	1
90	L-L-LS-LTS-LT-LTL-LN-LNT all instrument panel	F0HZ 19A719-A	Fleet	1
90	L-LL-LS-LTS-LT-LTL-LN-LNT all instrument panel-full	F0HZ 19A719-B	Full	1
19D721 BRACKET (AIR CONDITIONER CONDENSER OUTLET)				
90	CL-CLT9000 -- w/integral A/C	E4HZ 19D721-A		1
19D727 SHIELD (AIR CONDITIONER TUBE)				
90	CL-CLT900	D8HZ 19D727-A		1
19732 BRACKET (AIR CONDITIONER CONDENSER MOUNTING)				
90	CL-CLT9000	(RH) E2HZ 19702-A	(LH) E5HZ 19732-A	1
90	F-FT600/900 -- w/o tilt frt. end	(RH) E0HZ 19702-A	(LH) E0HZ 19732-A	Upper
90	F-FT600/900 -- w/FTO 6.6L & 7.8L engs.	E7HZ 19732-A	Upper L.H.	1
90	L-LN-LS-LT-LNT-LTS800	E7HZ 19702-A		4
90	LL-LTL800/900 -- w/3406 eng. w/integral A/C	E8HZ 19702-A	Lower	1
90	L-LN-LNT-LT-LTS900 -- w/3406 eng. w/integral A/C	E8HZ 19702-B	Bracket A/C condenser mounting lower	2
90	L-LL-LN-LNT-LS-LT- LTL-LTS900 -- w/3406 eng. w/integral A/C	E8HZ 19702-C	Upper mounting	1
90	LL-LTL -- w/Cat. 3306 L10 eng. manual trans.--non adtech radator only	E7HZ 19732-B		4
19C732 CONNECTOR (AIR CONDITIONER REGISTER)—Refer to group 19C626-7				
19C734 SENSOR ASSY (AIR CONDITIONER TEMPERATURE CONTROL)				
90	CL-CLT900 -- A.T.C.	D9AZ 19C734-A	*YH-351	1
19D735 VALVE ASSY. (AIR CONDITIONER EXPANSION AND SUCTION)				
90	CL-CLT	E5HZ 19D735-A	*YG-266	1
19735 Refer to group 19732				
19736 BRACKET (AIR CONDITIONER MOUNTING LOWER L.H.)				
90	F600/800	E0HZ 19736-A		1
19B736 COVER (AIR CONDITIONER and HEATER EVAPORATOR CASE)				
90	CL-CLT900 -- heater	D8HZ 19B736-A	R.H. and L.H. -- main evaporator	1
90	CL-CLT900 -- w/sleeper	D8HZ 19B736-C	26 1/4" long	1
90	CL-CLT900 -- w/sleeper	D8HZ 19B736-D	3 1/4" long	1
90	CL-CLT900 -- integral A/C	E7HZ 19B736-A	R.H. and L.H.--main evaporator	1
19D736 PLATE (AIR CONDITIONER MANIFOLD)				
90	CL-CLT900	D8HZ 19D736-A		1
19B738 SEAL (AIR CONDITIONER EVAPORATOR CASE COVER)				
90	CL-CLT900 -- w/sleeper	D8HZ 19B738-A		1
90	CL-CLT900 -- main	D8HZ 19B738-B	R.H. & L.H.	2

1990/
TRUCK SERIES 600/900

YEAR	MODEL/RESTRICTIONS	PART NUMBER	DESCRIPTION	QTY.
19B739 SEAL (AIR CONDITIONER EVAPORATOR DRAIN TUBE)				
90	F600/900	D9AZ 19B739-A		1
19C739 HOSE (AIR CONDITIONER TEMPERATURE CONTROL SENSOR)				
90	CL-CLT-900 -- A.T.C.	D9HZ 19C739-A		1
19C741 BRACKET (AIR CONDITIONER EVAPORATOR THERMOSTAT)				
90	L-LN-LNT-LT-LTL-LTS800/900	D0HZ 19C741-A		1
		42127-S8	(U-248-C)-screw-no.10-12 x 1/2"	2
19744 GRILLE (AIR CONDITIONER AIR INTAKE)				
90	F-FT600/900 -- with integral A/C or Hi-Lo vent	E0TZ 19744-A		1
90	L-LN-LNT-LT-LTL-LTS800/900	D0HZ 19744-A		1
19C747 VENTURI ASSY. (AIR CONDITIONER and HEATER)				
90	CL-CLT900	D8HZ 19C747-A		1
90	F-FT600/900 -- 501 C.I.D. diesel			1
19C748 FILTER ASSY. (VENTURI AIR CONDITIONER CONTROL)				
90	CL-CLT900	E7HZ 19C748-A	Use with 19C747	1
19752 VALVE ASSY. (AIR CONDITIONER COMPRESSOR LOW PRESSURE)-Also refer to Section 197				
90	F-FT600/900 -- w/o tilt frt. end	E0TZ 19752-A	*YF-914	1
90	F-FT600/900 -- w/tilt frt. end	E4TZ 19752-A	*YF-1216	1
90	F-FT600/900 -- w/integral A/C B600/800 w/integral A/C	F0HZ 19752-A	*YF-1636	1
90	L-LN-LNT-LT-LTL-LTS800/900	D0AZ 19752-A	*YF-305	1
19757 SNAP SWITCH AND MOUNTING BRACKET ASSY. (AIR CONDITIONER)				
89/	F-FT600/900 -- w/dealer installed A/C	E9HZ 19757-A		1
19B762 SEAL (AIR CONDITIONER AIR INLET DOOR INNER)				
90	F-FT600/900 -- with integral A/C or Hi-Lo vent	E5TZ 19B762-A		1
19C774 SHAFT ASSY. (AIR CONDITIONER DAMPER DOOR)				
90	L-LN-LNT-LT-LTL-LTS800/900	D0HZ 19C774-A		1
19C778 BRACKET (AIR CONDITIONER HOSE SUPPORT)				
90	CL-CLT900 -- w/cat. 3406 SRS Req'd on all CL series w/adtech rad.	E8HZ 19C778-A		1
90	F-FT600/900 -- Diesel eng.	E3HZ 19C778-A	Attaches 19867 to 19703	1
90	L-LN-LNT-LT-LTL-LTS800 -- w/diesel eng. w/M/trans.	E4HZ 19C778-A	Located on top LH side of radiator	1
19C784 BEZEL (EVAPORATOR CASE)				
90	CF600/800 -- w/dealer installed A/C	E6HZ 19C784-A	Less louver and switch	1
19A786 TUBE (BLOWER HOUSING TO BLOWER MOTOR)				
90	F-FT600/900 -- without integral A/C or Hi-Lo vent	C7AZ 19A786-A		1
90	F-FT600/900 -- with integral A/C or Hi-Lo vent	D9AZ 19A786-A		1
19C791-3 COVER (AIR CONDITIONER HOSE)				
90	L-LN-LNT-LT-LTL-LTS800/900 -- integral A/C	D4HZ 19C791-A	Upper-Tobacco	1
90	L-LN-LNT-LT-LTL-LTS800/900 -- integral A/C and line haul instrument panel	D4HZ 19C793-A	Lower-Tobacco	1
90	L-LN-LNT-LT-LTL-LTS800/900 -- integral A/C and city delivery instrument panel	D4HZ 19C793-B	Lower-Tobacco	1
90	L-LN-LNT-LT-LTL-LTS900 -- integral A/C-w/owner operator pkg.	D8HZ 19C793-A	Lower-Tobacco	1
19C797 SEAL (AIR CONDITIONER EVAPORATOR CASE DAMPER)				
90	L-LN-LNT-LT-LTL-LTS800/900 -- integral A/C	D0HZ 19C797-A		1

1990/
TRUCK SERIES 600/900

YEAR	MODEL/RESTRICTIONS	PART NUMBER	DESCRIPTION	QTY.
19805 MOTOR ASSY. (AIR CONDITIONER BLOWER)-Also refer to group 18527				
90	CF600/800 -- w/dealer installed A/C	E6HZ 19805-A		1
90	CL-CLT900		Refer to group 18527	1
90	F-FT600/900 -- integral A/C or Hi-Low vent "From 11/82"	E2TZ 19805-A	*MM-412	1
19808 PANEL ASSY. (AIR CONDITIONER CONTROL)-Refer to group 18A651				
19812 BRACKET (AIR CONDITIONER HOSE)				
90	CF600/800 -- w/dealer installed A/C	E6HZ 19812-A		1
90	CL-CLT9000	E2HZ 19812-A		1
90	L-LN-LNT-LT-LTS8000/9000 -- w/Cat. 3208 diesel	E4HZ 19812-A	Located on compr.	1
19C818 COVER (AIR CONDITIONER AUTOMATIC TEMPERATURE CONTROL SENSOR)				
90	CL-CLT900	D8HZ 19C818-A		1
19C827 HARNESS ASSY. (VACUUM HOSE)				
90	CL-CLT900 -- w/manual integral A/C	E7HZ 19C827-E	R.H. main-located below floor pan	1
90	CL-CLT900 -- manual integral A/C	E1HZ 19C827-D	L.H. main - located below floor pan	1
90	CL-CLT900 -- w/heater	E7HZ 19C827-D	R.H. main-located below floor pan	1
90	CL-CLT900 -- heater "From 5/81"	E1HZ 19C827-C	L.H. main - located below floor pan	1
90	CL-CLT900 -- A.T.C.	E1HZ 19C827-B	R.H. main - located below floor pan	1
90	CL-CLT900 -- A.T.C.	E1HZ 19C827-D	L.H. main - located below floor pan	1
90	CL-CLT900 -- manual integral A/C (RH)	E7HZ 19C827-A	(LH) E7HZ 19C827-C Plenum & def. nozzle	1
90	CL-CLT900 -- heater only	E7HZ 19C827-B	L.H. plenum & def. nozzle-located above floor pan	1
90	CL-CLT900 -- A.T.C.	E1HZ 19C827-E	R.H. plenum & def. nozzle-located above floor pan	1
90	CL-CLT900 -- A.T.C.	E1HZ 19C827-F	L.H. plenum & def. nozzle-located above floor pan	1
90	CL-CLT900 -- w/sleeper	D8HZ 19C827-L	Used from vacuum source to sleeper valve control	1
90	CL-CLT900 -- manual integral A/C	D8HZ 19C827-M	Located in sleeper compt. L.H.	1
90	C-CLT900 -- heater	E2HZ 19C827-A	Located in sleeper compt. L.H.	1
90	CL-CLT900 -- A.T.C.	E1HZ 19C827-H	attaches to main harness	1
90	F-FT600/900 -- w/gas eng., 8.2L DDA and 3208 CAT.	E7HZ 19C827-A		1
19834 WHEEL ASSY. (BLOWER)-Also refer to group 18504				
90	CF600/800 -- w/dealer installed A/C	D8AZ 19834-A		2
90	F-FT600/900 -- with integral A/C or Hi-Lo vent	E0TZ 19834-A		1
90	ALL L-series	C8TZ 19834-A		1
19835-7 Refer to Section 197 for Service Refrigerant Line Assemblies and/or replacement details				
19835 LIQUID and SUCTION LINE KIT (AIR CONDITIONER)				
90	CL-CLT900 -- 88" & 110" BBC w/sleeper & integral A/C	E8HZ 19835-K	Tube assy. recovery evap. to junction-A/C evap. to compressor	1
90	CL-CLT900 -- 110" BBC w/sleeper & integral A/C	E8HZ 19835-J		1
90	LN-LNT900 -- w/Cat. 3406 (893) 6 cyl. eng. w/Ad-tek radiator	E8HZ 19835-A		1
90	CL-CLT900	E8HZ 19835-M	Dehydrator to evap.	1
19C836 ACCUMULATOR ASSY. (AIR CONDITIONER)				
90	F-FT600/800	E7TZ 19C836-A	*YF-1429	1

1990/
TRUCK SERIES 600/900

YEAR	MODEL/RESTRICTIONS	PART NUMBER	DESCRIPTION	QTY.
19849 VALVE ASSY. (AIR CONDITIONER EVAPORATOR EXPANSION)				
90	CF600/800 -- w/dealer installed A/C	E6HZ 19849-A		1
90	CL-CLT900	E8HZ 19849-A	*YG-294	1
90	L-LN-LNT-LT-LTL-LTS800/900	E1HZ 19849-A	*YG-236	1
90	F-FT600/900 -- w/integral A/C	E7TZ 19850-A		1
19850 KIT A/C EVAPORATOR HOUSING (SERVICE ONLY)				
87/89	F-FT600/900 w/integral A/C	E7TZ 19850-A	#E7TH 19851-BD	1
19858 HOSE (AIR CONDITIONER EVAPORATOR DRAIN)				
90	CF600/800 -- w/dealer installed A/C	E6HZ 19858-A		2
90	CL-CLT900	D8HZ 19858-A		1
19A858 SUMP ASSY. (AIR CONDITIONER EVAPORATOR DRAIN)				
90	ALL L-series	E6HZ 19A858-A		1
19B858 VALVE (CHECK-AIR CONDITIONER EVAPORATOR DRAIN)				
90	CF600/800 -- w/dealer installed A/C	E6HZ 19B858-A		1
19860 CORE ASSY. (AIR CONDITIONER EVAPORATOR)				
90	CF600/800 -- w/dealer installed A/C	E6HZ 19860-A		1
90	CL-CLT800 -- main	E7HZ 19860-A	*YK-126 R.H. and L.H.	1
90	CL-CLT900 -- sleeper	D8HZ 19860-B	*YK-61	1
90	F-FT600/900	E7TZ 19860-A	*YK-110	1
90	L-LN-LNT-LT-LTL-LTS800/900	D0HZ 19860-A		1
19C861 REINFORCEMENT (AIR CONDITIONER MOUNTING BRACKET)				
90	CL-CLT900	D8HZ 19C861-A	R.H. main	1
90	CL-CLT900	D8HZ 19C861-B	L.H. main	1
90	L-LN-LNT-LT-LTL-LTS800/900	D0HZ 19C861-A		1
19862 Refer to Section 197 for Service Refrigerant Line Assemblies and/or replacement details				
19C862 CLAMP (AIR CONDITIONER TUBE SUPPORT CLIP)				
90	F-FT600/900 -- integral A/C	E0TZ 19C862-A		1
19866 BRACKET (AIR CONDITIONER EVAPORATOR EXPANSION VALVE MOUNTING)				
90	CL-CLT900 -- w/integral A/C	E7HZ 19866-A		1
19867 Refer to Section 197 for Service Refrigerant Line Assemblies and/or replacement details				
19C872 BEZEL (AIR CONDITIONER REGISTER)				
90	L-LN-LNT-LT-LTL-LTS800/900 -- integral A/C and line haul instrument panel	D0HZ 19C872-A		1
19A884 BRACKET ASSY. (AIR CONDITIONER CONTROL MOUNTING)				
90	L-LN-LNT-LT-LTL-LTS800/900 -- integral A/C	D3HZ 19A884-A		1
19A885 WIRING ASSY. (AIR CONDITIONER THERMOSTAT to CLUTCH)				
90	CF600/800 -- w/dealer installed A/C	E6HZ 19A885-A		1
90	L-LN-LNT-LT-LTL-LTS800/900 integral A/C and live haul instrument panel	E1HZ 19A885-A		1
90	L-LL-LN-LNT-LS-LT-LTS 800/900 w/integral A/C	E8HZ 19A885-A	#E8HT 19A885-AA	1
19D887 WIRING ASSY. (AIR CONDITIONER JUMPER)				
90	CL-CLT900 -- w/integral A/C	E7HZ 19D887-A		1
90	CL-CLT900 -- All	D8HZ 19D887-A		1
90	L-LT-LTS-LN-LNT800/9000 -- w/6 cyl. 426.893	E5HZ 19D887-F		1
90	L-LT-LTS-LN-LNT -- 6 cyl. 852 & 855	E5HZ 19D887-J		1
90	L-LS-LT-LTS900 -- w/Cum. L-10 eng.	E7HZ 19D887-B		1

1990/
TRUCK SERIES 600/900

YEAR	MODEL/RESTRICTIONS	PART NUMBER	DESCRIPTION	QTY.
19D887 WIRING ASSY. (AIR CONDITIONER JUMPER) — Cont'd				
90	LTL-LL900 -- w/6 cyl. 893 & 855	E5HZ 19D887-G		1
90	LTL-LL900 -- 8 cyl. 736	E5HZ 19D887-H		1
90	LL-LTL900 -- w/Cum. L-10 eng.	E7HZ 19D887-C		1
90	LN-LNT900 -- w/Cum. L10 engine	E5HZ 19D887-E		1
90	L-LL-LS-LT-LTL-LTS -- w/Cum. L-10 Cat. 3406 SRS & all Cum. NTC/Form w/integral A/C	E8HZ 19D887-A		1
90	LN-LNT900 -- w/3406 (893 C.I.D. 14.6L) Cum. NTC & L10	E8HZ 19D887-B		1
90	L-LL-LS-LT-LTL-LTS800/900 w/AD-Tech. radiator & integral A/C	E8HZ 19D887-C	#E8HT 19D887-KA	1
19B888 VALVE ASSY. (AIR CONDITIONER and HEATER VACUUM SELECTOR)				
86/88	CF600/800 -- w/dealer installed A/C	E6HZ 19B888-A		1
90	CL-CLT -- w/heater	E8HZ 19B888-A	*YH-484	1
90	CL-CLT900 -- integral A/C	E1AZ 19B888-A	*YH-380	1
90	F-FT600/900 -- with Hi-Lo vent	D5AZ 19B888-C	*YH-279	1
90	F-FT600/900 -- integral A/C	E0TZ 19B888-B	*YH-361	1
19D888 ELBOW ASSY. (AUTOMATIC TEMPERATURE CONTROL SENSOR)				
90	C-CLT900 -- A.T.C.	D9AZ 19D888-A		1
19B892 LENS (AIR CONDITIONER CONTROL)				
90	All L-series -- w/integral A/C	E7HZ 19B892-A		1
19893 REGISTER				
90	CF600/800 -- w/dealer installed A/C	E6HZ 19893-A	Small	2
90	CF600/800 -- w/dealer installed A/C	E6HZ 19893-B	Large	1
90	CL-CLT900	(RH) D8HZ 19893-B	(LH) D8HZ 19893-A	2
90	CL-CLT900 -- sleeper	D8HZ 19893-C		4
90	F-FT600/900 -- integral A/C or Hi-Lo vent	E0TZ 19893-A	L.H.	2
90	F-FT600/900 -- with integral A/C or Hi-Lo vent	D20Z 19893-A	R.H.	2
90	All L-series -- w/integral A/C	E7HZ 19893-A	Square	1
90	All L-series -- w/integral A/C	E7HZ 19893-B	Round	3
19C917 BRACKET (A/C CONDENSER TUBE SUPPORT)				
90	F-FT600/800 w/FTO 6.6L & 7.8L engs. and tilt hood	E7HZ 19C917-A		1
19919 Refer to Section 197 for Service Refrigerant Line Assemblies and/or replacement details				
19C932 DUCT and CONNECTOR ASSY. (AIR CONDITIONER and HEATER)				
90	CL-CLT900	(RH) D8HZ 19C932-A	(LH) D8HZ 19C932-B	1
90	CL-CLT900 -- sleeper	(RH) D8HZ 19C932-C	(LH) D8HZ 19C932-D	1
19D933 BRACKET (AIR CONDITIONER INLET MANIFOLD)				
90	CL-CLT900	D8HZ 19D933-A		1
90	CL-CLT900	D8HZ 19D933-B		1
90	F-FT600/800	E0TZ 19D933-A	Inlet-4 1/4" long	1
90	F-FT600/900	E0TZ 19D933-B	Inlet-7 1/4" long	1
19B934 BRACKET (AIR CONDITIONER and HEATER PLENUM CHAMBER CONTACT CABLE GUIDE)				
90	CL-CLT900	D8HZ 19B934-A	R.H. main	1
19B937 BRACKET (AIR CONDITIONER DEHYDRATOR MOUNTING)				
90	CF600/800 -- w/dealer installed A/C	E6HZ 19B937-A		1
90	CL-CLT900	E7HZ 19B937-A		1
90	L-LN-LS-LT-LNT-LTS800/900	E7HZ 19B937-B		1
90	LL-LTL900	E7HZ 19B937-C		1
90	L-LN-LS-LT-LNT-LTS900 -- w/Cat. 3406 eng.	E8HZ 19B937-A		1
90	LL-LTL900 -- w/Cum. 855 eng. and integral A/C	E8HZ 19B937-B		
90	L-LN900 -- w/L10 eng.			

1990/
TRUCK SERIES 600/900

YEAR	MODEL/RESTRICTIONS	PART NUMBER	DESCRIPTION	QTY.
19A945 SWITCH ASSY. (AIR CONDITIONER TEMPERATURE CONTROL)				
90	L-LN-LNT-LT-LTL-LTS800/900	D1HZ 19A945-A	*YH-62	1
19949 WIRING ASSY. (AIR CONDITIONER BLOWER MOTOR FEED)				
90	F-FT600/900 -- with integral A/C or Hi-Lo vent	E0HZ 19949-A		1
19959 DEHYDRATOR and RECEIVER TANK ASSY. (AIR CONDITIONER)				
90	CF600/800 -- w/dealer installed A/C	E6HZ 19959-A		1
90	L-LT-LTS-LN-LNT800/900 -- exc. FTO engines	E4HZ 19959-A	*YL-138	1
90	L-LN-LNT-LS-LT-LTS800/900 -- w/FTO diesel engines	E7HZ 19959-A	*YL 146	1
90	LL-LTL900	E7HZ 19959-C	*YL-150	1
90	L-LS-LT-LL-LTL-LN-LNT -- w/3406 Cat. w/integral A/C LTL w/NTC 444	E8HZ 19959-A	*YL152	1
19D963 FRAME ASSY. (AIR CONDITIONER AIR TEMPERATURE CONTROL)				
90	F-FT600/900 -- integral A/C or Hi-Low vent system	E0TZ 19D963-A		1
19B966 Refer to group 19B968-9				

1990 DEALER-INSTALLED FORD AIR CONDITIONER PROGRAM

1986 MODEL IN-DASH AIR CONDITIONING

MODEL	ENGINE	SPECIAL CONDITIONS	19B968 BASIC KIT	19703 COMPR./ CL. KIT	19708 COND. KIT	19B969 ENGINE KIT	9A567 CARB. FAST IDLE KIT
19B968 KIT (AIR CONDITIONING)-Dealer installed							
90	CF600/700	All	None	E6HZ-A Not replaced		E9HZ-A	E6HZ-A Not replaced
90	F600/700	6.6L & 7.8 diesel eng.	Med. Duty Truck	E9HZ-A			E9HZ-A
90	F600/800	370&429 gas eng.	Med. Duty Truck	E9HZ-A			E9HZ-C

YEAR	MODEL/RESTRICTIONS	PART NUMBER	DESCRIPTION	QTY.
19B970 Refer to Section 197				

19972 Also refer to Section 197 for Service Refrigerant Line Assemblies and/or replacement details

19980 CONTROL ASSY. (AIR CONDITIONER)				
90	CL-CLT900 -- A.T.C.	E1HZ 19980-F		1
90	CL-CLT900 -- w/manual A/C	E7HZ 19980-A		1
90	F-FT600/900 -- w/o aux. fuel tank	E1TZ 19980-A		1
90	F-FT600/900 -- w/aux. fuel tank	E1HZ 19980-D		1
19986 SWITCH ASSY. (AIR CONDITIONER and HEATER BLOWER MOTOR)				
86/88	CF600/800 dealer installed A/C	DIRY 19986-A	*YH-210	1
90	CL-CLT900	D8HZ 19986-B	*YH-311-L.H. main control at R.H. side	1
90	CL-CLT900	D5AZ 19986-A	*YH-264 L.H. main control at L.H. side	1
90	CL-CLT900	D8HZ 19986-A	*YH-310-R.H. control	1
90	CL-CLT900	D8HZ 19986-C	Sleeper	1
90	F-FT600/900	D5AZ 19986-A	*YH-264	1
90	ALL L-series	D0HZ 19986-A		1
19988 CABLE ASSY. (AIR CONDITIONER TEMPERATURE)				
90	CL-CLT900	D8HZ 19988-A	13 3/4" long-pass. side	1
90	CL-CLT900 -- A.T.C.	D8HZ 19988-B	43" long-drivers side	1
90	F-FT600/900 -- integral A/C or Hi-Low vent	E3TZ 19988-A		1
90	L-LN-LNT-LT-LTL-LTS800/900	E4HZ 19988-A		1
19A990 VALVE ASSY. (AIR CONDITIONER COMPRESSOR HIGH PRESSURE)				
90	L-LN-LNT-LT-LTL-LTS800/900	D0AZ 19A990-A	*YF-237	1
90	F-FT600/900 -- w/integral A/C B600/800	F0HZ 19A990-A	*YF-1638	1
19D990 ORIFICE (AIR CONDITIONER EVAPORATOR CORE)				
90	F-FT600/900	E0VY 19D990-A		1
19A999 BAFFLE (AIR CONDITIONER EVAPORATOR CASE)				
90	CL-CLT900	D8HZ 19A999-A	R.H. and L.H. main	1

19C705-8 REFRIGERANT LINE REPLACEMENT and REPAIR PARTS

To simplify part number determination and complexity and to reduce look-up time for air conditioning hoses the following summary describes the various service methods:

1. Hose originally used in production is serviced.

Example; Original production part number E0HT 19867-AB is supplied for service as part number E0HZ 19867-A as shown on page 10 of the IDENTIFICATION CHART and on page 8 of the APPLICATION CHART.

2. Hose originally used in production is not supplied for service and has been replaced by detail parts i.e. bulk hose (which must be cut to length) and assorted fittings.

Detail parts include:

Push-on type tube fittings (includes clamps and "o" rings) and bulk hose. Original production hose assemblies are fabricated from bulk hose (cut to length indicated) and add necessary fittings (listed by code number and cross-referenced to part number on page 16).

Example: Original production part number D0HA 19972-AS is replaced by 78 inches of 13/32" I.D. bulk hose (part number D2AZ 19C708-B) and one each of fitting code J44 which cross-references to fitting service part number D2AZ 19D695-AJ and fitting code ZE6 which cross-references to fitting service part number D2AZ 19D695-CD. The original production part number D0HA 19972-AS is shown on page 10 of the IDENTIFICATION CHART and on page 9 of the APPLICATION CHART. The fitting code number to part number CROSS-REFERENCE CHART is shown on pages 11 thru 18

Air Conditioning hose information is listed as follows:

	PAGE
INSTALLATION INSTRUCTIONS	1 through 5
APPLICATION CHART	6 through 12
IDENTIFICATION CHART	13 & 15
FITTING CROSS-REFERENCE CHART	16 through 23

More detailed instructions are included with the IDENTIFICATION CHART, APPLICATION CHART and FITTING CROSS-REFERENCE CHART.

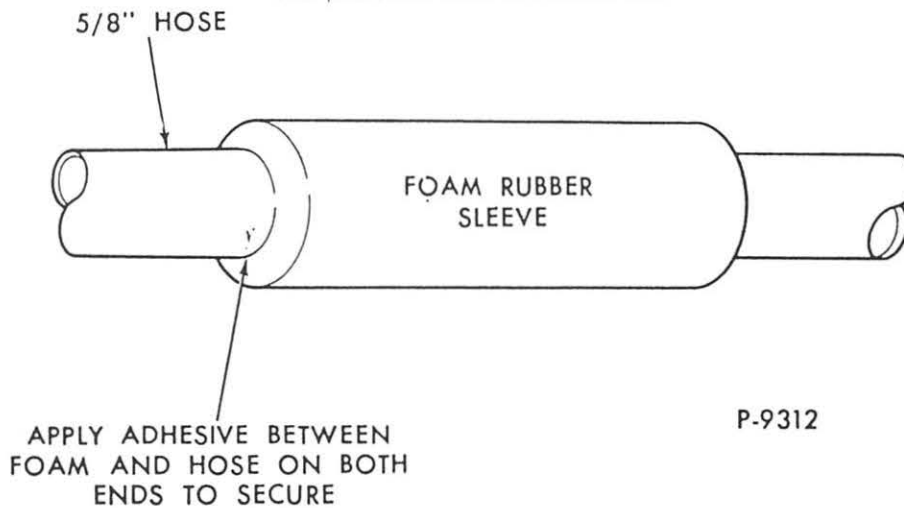
1990/
TRUCK SERIES 600/900

19C705-8 REFRIGERANT LINE REPLACEMENT and REPAIR PARTS cont'd.

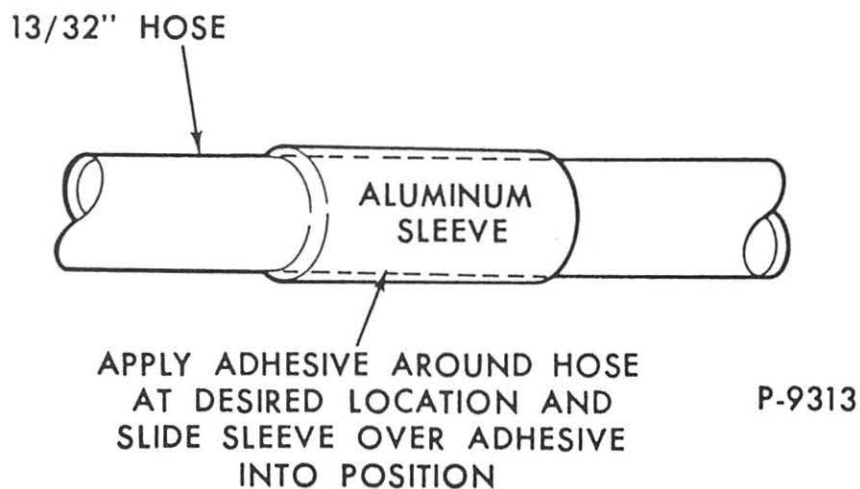
INSTALLATION INSTRUCTIONS

HOSE GUARDS

FOAM RUBBER SLEEVE: To protect 5/8" rubber air conditioner hose from direct rubbing against other parts and to reduce hose vibration noise.



ALUMINUM SLEEVE: To protect 13/32" discharge hose where hose contacts sharp edges in routing through the radiator side support.



1. Slide sleeve on hose before installing end fittings.

NOTE: Sleeve can be cut lengthwise and formed around other hose sizes.

2. Use C0AZ 19552-A or 8A 19552-B adhesive to secure sleeve in desired position.

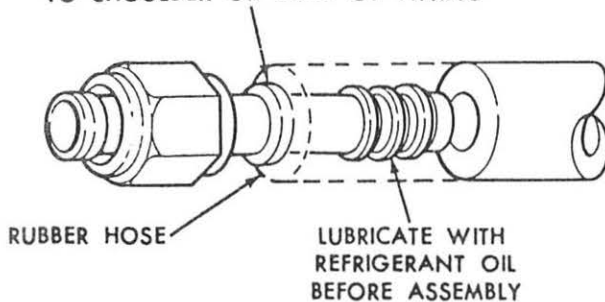
19C705-8 REFRIGERANT LINE REPLACEMENT and REPAIR PARTS cont'd.

INSTALLATION INSTRUCTIONS - continued

DETAIL PARTS and HOSE ASSEMBLIES

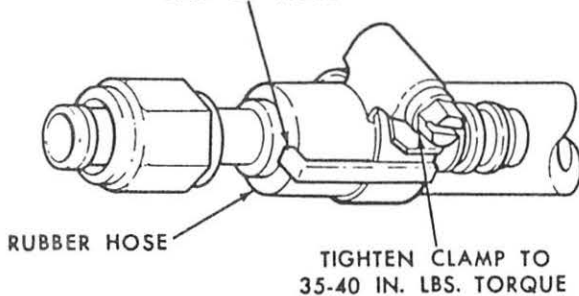
1. Note defective hose routing before removal.
2. Repair existing rubber or nylon hose on vehicle if feasible.
 - a. Repair cuts and similar failures, in otherwise sound existing hose assemblies, by using one push-on hose splicer or two splicers with required length of bulk hose.
3. Remove defective hose if splicing is not acceptable.
 - a. Discharge the system if not completely discharged, following the procedure outlined in the shop manual.
 - b. For those liquid lines (5/16" I.D.) having a self-sealing, quick disconnect coupling on one end, the coupling should be left on the vehicle. The new hose assembly will adapt into this coupling with 1/2"-20 male thread and an external o-ring seal.
4. Assemble the new hose as shown below if component parts are used.

**PUSH FITTING INTO HOSE BY HAND
WITH ROTATING MOTION
TO SHOULDER OR BEAD OF FITTING**



- a. Select proper end fittings, splicers, hose guards, and hose size required to replace the original hose assembly. A visual comparison is required for applications not listed.
- b. Cut hose to required length. Keep ends square and remove loose fragments.
- c. Lubricate barbed end of fittings and splicers with a few drops of clean refrigerant oil.

**ALIGN SPACER BAR TO
END OF HOSE**



- d. Slide loose clamps on hose, force fittings into hose (by hand) with rotating motion.

CAUTION: Do not go past shoulder or scratch fitting with tools, this fitting must be inserted by hand.

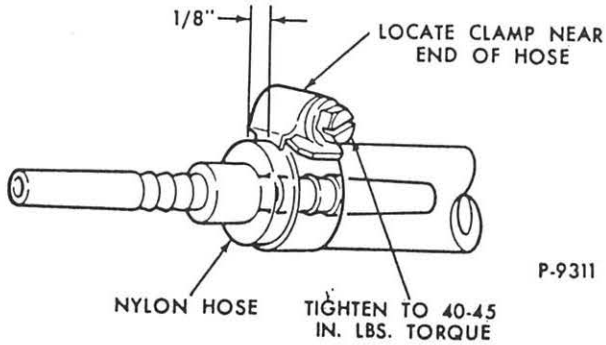
- e. Position clamp so that spacer tab is over end of rubber hose and tighten until clamp starts to cut hose (Tighten to 35-40 in. lbs. torque)

1990/
TRUCK SERIES 600/900

19C705-8 REFRIGERANT LINE REPLACEMENT and REPAIR PARTS cont'd.

INSTALLATION INSTRUCTIONS - continued

DETAIL PARTS and HOSE ASSEMBLIES - continued



- f. For nylon hose splicers only, position clamp approx. 1/8" from end of hose (tighten to 40-45 in. lbs. torque)

P-9311

5. Route the new hose, using the original installation as a guide.
If simplified hose with aluminum tubing and splicer is used, bend the tubing as outlined below:

- a. Bend the aluminum tubing by hand to replace the bends of the original hose, making the bends as simple as possible.
- b. Drill new holes through the radiator support and side shield as required to make the installations using simplified tube bends.

6. Install and torque new hose assembly.

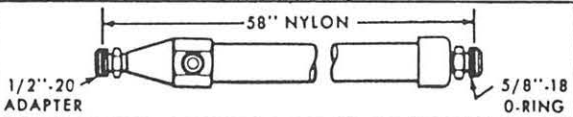
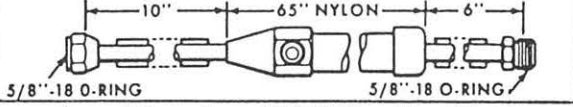

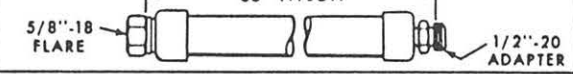
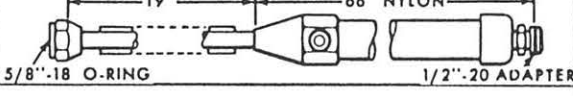
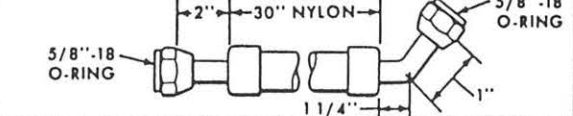
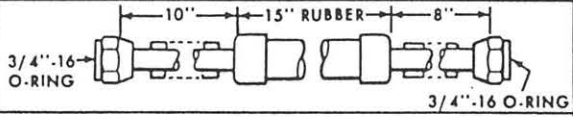
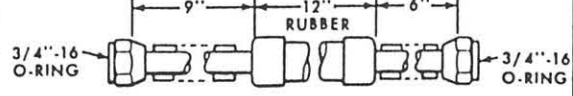
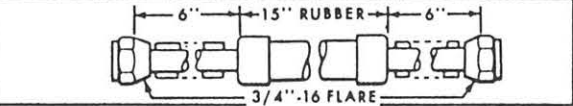

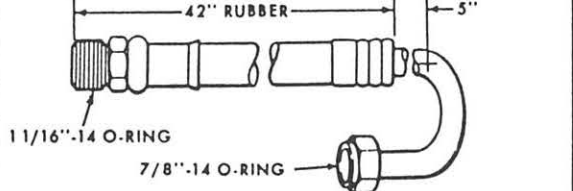
NOTE: When installing assembly, tighten coupling nut finger tight, then torque per chart below using a back-up tube wrench. Further tightening may distort fitting and result in an imperfect seal. Be sure that o-ring is in place on o-ring type fittings. Hoses must be installed with no twist in them.

Fitting Size or Description	Thread Size	RECOMMENDED TORQUE (IN FT. LBS.)	
		O-RING Type	Flare Type
3/8"	5/8"-18	11-13	15-19
1/2"	3/4"-16 or 18	15-20	21-27
5/8"	7/8"-14 or 18	21-27	25-31
3/4"	1 1/16"-14 or 18	28-33	33-40
Adapter for Self-sealing Coupling	1/2"-20	8-12	
Compressor fitting and service valve	7/8"-20	21-27	
Block fitting plate bolt	1"-14	20-40	
Pressure relief valve (into block) fitting	3/8"-24	20-30	
		4-11	

- 7. Rework the existing hose support clamps if required
 - a. Check for correct installation and proper routing for clearance with other vehicle components.
 - b. Evacuate, charge and leak test the system following the procedure outlined in the vehicle shop manual

19C705-8 REFRIGERANT LINE REPLACEMENT and REPAIR PARTS cont'd.

SIMPLIFIED HOSE ASSEMBLIES

PART NUMBER	DESCRIPTION	TOTAL LENGTH INCHES
LIQUID LINES		
D00Z-19837-C *YF-271		58
C80Z-19837-A *YF-270		81
C70Z-19837-A *YF-269		82
C7AZ-19837-A *YF-268		35
C9AZ-19837-A *YF-238		85
DIAZ-19837-B *YF-272		34
DISCHARGE LINES		
C80Z-19972-A *YF-239		33
C9ZZ-19972-C *YF-277		27
C7AZ-19972-A *YF-276		32
SUCTION LINES		
C7AZ-19867-A *YF-285		27
D0AZ-19867-A *YF-286		48

P-9877

**1990/
TRUCK SERIES 600/900**

REFRIGERANT LINE APPLICATION CHART

YEAR	MODEL	ENGINE		TYPE OF A/C	SERVICE ASSEMBLY	SERVICE DETAILS		
		CYL.	C.I.D. (C.C.D.)			HOSE		FITTINGS REQUIRED
						I.D. (INCHES)	LENGTH (INCHES)	
19C705-8 REFRIGERANT LINE REPLACEMENT and REPAIR PARTS								
CF SERIES								
90	CF600/800 -- w/dealer installed A/C liquid line	All	All	Dealer installed	E8HZ 19835-N			
90	CF600/800 -- w/dealer installed A/C (cond. to receiver)	All	All	Dealer installed	E8HZ 19835-P			
90	CF600/800 -- w/dealer installed A/C, dryer to evap.	All	All	Dealer installed	E6HZ 19837-A			
90	CF600/800 -- w/dealer installed A/C, suction line	All	All	Dealer installed	E6HZ 19837-B			
90	CF600/800 -- w/dealer installed A/C (suction hose)	All	All	Dealer installed	E8HZ 19867-P			
90	CF600/800 -- w/dealer installed A/C, comp. to cond.	All	All	Dealer installed	E6HZ 19972-A			
90	CF600/800 -- w/dealer installed A/C liquid line	All	All	Dealer installed	E6HZ 19972-B			
CL-CLT SERIES								
LIQUID LINE-DRYER TO EVAPORATOR								
90	CL-CLT900 -- 110" BBC From L.H. main evap. to sleeper	All	All	Integral	E2HZ 19835-D			
90	CL-CLT900 -- cond. to dehyd. w/Cat. 3406	All	All	Integral	E7HZ 19835-E			
90	CL-CLT900 -- att. dehydrator to evap.	All	All	Integral	E7HZ 19835-F			
90	CL-CLT900 -- att. to E7HZ 19835-F	All	All	Integral	E7HZ 19835-G			
90	CL-CLT900 -- from R.H. evap. to L.H. evap.	All	All	Integral	E7HZ 19835-D			
90	CL-CLT900 -- 76" BBC From L.H. main evap. to sleeper	All	All	Integral	E2HZ 19835-B			
90	CL-CLT900 -- 88" BBC From L.H. main evap. to sleeper	All	All	Integral	E2HZ 19835-C			
90	CL-CLT900 -- w/3406B A/C outlet & Cum. L-10 & Cum. NTC	6 6 6	893 610 855	Integral	E8HZ 19835-F			
90	CL-CLT900	All	All	Integral	E8HZ 19835-M			
90	CL-CLT900 88 BBC w/sleeper BMB	All	All	Integral	E8HZ 19835-H			
90	CL-CLT900 110 BBC, w/sleeper	All	All	Integral	E8HZ 19835-J			
90	CL-CLT900 w/manual A/C	All	All	Integral	E9HZ 19835-A			

1990/
TRUCK SERIES 600/900

REFRIGERANT LINE APPLICATION CHART

YEAR	MODEL	ENGINE		TYPE OF A/C	SERVICE ASSEMBLY	SERVICE DETAILS		
		CYL.	C.I.D. (C.C.D.)			HOSE		FITTINGS REQUIRED
						I.D. (INCHES)	LENGTH (INCHES)	
19C705-8 REFRIGERANT LINE REPLACEMENT and REPAIR PARTS — Cont'd								
CL-CLT SERIES								
SUCTION LINE-EVAPORATOR TO COMPRESSOR								
90	CL-CLT900 -- from R.H. evap. to L.H. evap.	All	All	Integral	E7HZ 19867-C			
90	CL-CLT900 -- Cum. NTC eng. att. comp. to E7HZ 19867-E	6	855	Integral	E7HZ 19867-T			
90	CL-CLT900 -- att. to compr.	6	893	Integral	E2HZ 19867-B			
90	CL-CLT900 -- att. to compr.	6	568,736	Integral	E2HZ 19867-A			
90	CL-CLT900 -- compr. to evap. w/Cat. 3406	6	893	Integral	E7HZ 19867-D			
90	CL-CLT900 -- w/Cat. 3406 -- att. to E7HZ 19867-C	6	893	Integral	E7HZ 19867-E			
90	CL-CLT900 -- att. to compr.	6	1150	Integral	E2HZ 19867-D			
90	CL-CLT900 -- 76" BBC att. to evap.-sleeper	All	All	Integral	E2HZ 19867-E			
90	CL-CLT900 -- 88" BBC att. evap. to sleeper-evap.	All	All	Integral	E8HZ 19867-H			
90	CL-CLT900 -- 110" BBC w/BMB & sleeper A/C evap. to junction	All	All	Integral	E8HZ 19867-J			
90	CL-CLT9000	6	300,350,400	Integral	E5HZ 19867-J			
90	CL-CLT -- (DDA ENG.)	8	501	Integral	E5HZ 19867-M			
90	CL-CLT9000 -- w/L10 Cum. eng.	6	610	Integral	E8HZ 19867-E			
90	CL-CLT900 -- 110" BBC w/BMB & sleeper (A/C evap. to junction)	All	All	Integral	E8HZ 19867-J			
90	CL-CLT900 -- w/Cat. 3406	6	893	Integral	E8HZ 19867-K			
90	CL-CLT900	All	All	Integral	E8HZ 19867-L			
90	CL-CLT900 w/Cum. NTC eng.	6	855	Integral	E8HZ 19867-M			
90	CL-CLT900	6	893	Integral	E8HZ 19867-N			
DISCHARGE LINE-COMPRESSOR TO CONDENSER								
90	CL-CLT900 -- w/Cum. NTC eng.	6	855	Integral	E8HZ 19972-B			
90	CL-CLT900 -- att. to compressor w/Cat. 3406	6	893	Integral	E7HZ 19972-C			
90	CL-CLT9000 -- att. to compressor	6,8	552,736	Integral	E5HZ 19972-K			
90	CL-CLT900 -- att. to compr.	6	1150	Integral	E2HZ 19972-B			
90	CL-CLT9000 -- w/L10 engine	6	610	Integral	E8HZ 19972-E			
90	CL-CLT900 -- w/Cat. 3406	6	893	Integral	E8HZ 19972-G			

1990/
TRUCK SERIES 600/900

REFRIGERANT LINE APPLICATION CHART

YEAR	MODEL	ENGINE		TYPE OF A/C	SERVICE ASSEMBLY	SERVICE DETAILS		
		CYL.	C.I.D. (C.C.D.)			HOSE		FITTINGS REQUIRED
						I.D. (INCHES)	LENGTH (INCHES)	
19C705-B REFRIGERANT LINE REPLACEMENT and REPAIR PARTS — Cont'd								
CL-CLT SERIES								
DISCHARGE LINE-COMPRESSOR TO CONDENSER								
90	CL-CLT900 -- 88" BBC att. evap. to sleeper-evap.	All	All	Integral	E8HZ 19867-H			
90	CL-CLT900 -- att. to compr.	6	1150	Integral	E2HZ 19972-B			
90	CL-CLT9000 -- w/L10 engine	6	610	Integral	E8HZ 19972-E			
90	CL-CLT900 -- w/Cat. 3406	6	893	Integral	E8HZ 19972-G			
★ Refer to Section 190 page for 10 T.S.B. #81-191-18 dated 9/23/81 for CL Series Climate Control Upgrade								
F-FT600/800 SERIES								
LIQUID LINE-DRYER TO EVAPORATOR								
90	F-FT600/900 -- cond to dehydrator	All	All	Integral	E0HZ 19835-A *YF-893			
90	F-FT600/800 -- with FTO diesel and fixed hood	6	476	Integral				
90	F-FT600/900 -- w/FTO diesels and tilt frt. end	6	402(7.8) 476	Integral	E7HZ 19837-A			
90	F-FT600/800 -- cond. to evap. w/FTO diesels and fixed frt. end w/air cooler	6	402 476	Integral	E7HZ 19837-B			
90	F-FT600/800 -- cond. to evap. w/FTO diesels and fixed frt. end w/o air cooler	6	402 420 476	Integral	E7HZ 19837-C			
SUCTION LINE-EVAPORATOR TO COMPRESSOR								
90	F-FT600/900 -- FTO diesel	All	All	Integral	E7HZ 19867-F			
90	F-FT600/800 -- FTO diesel w/tilt frt. end	6	402,420 476	Integral	E7HZ 19867-G			
90	F & B Series	6	402(6.6L)	Integral	F0HZ 19867-C			
90	F & B Series	6	476(7.8L)	Integral	F0HZ 19867-D			
DISCHARGE LINE COMPRESSOR TO CONDENSER								
90	F-FT600/900 -- w/o tilt front end, exc. FTO eng.	All	All	Integral	E0HZ 19972-B			
90	F-FT600/900 -- w/tilt front end, exc. FTO eng.	All	All	Integral	E4HZ 19972-A			
90	F-FT600/800 -- FTO diesel w/fixed hood	6	402,476	Integral	E7HZ 19972-A			
90	F-FT600/800 -- FTO eng. and w/tilt frt. end	6	402,476	Integral	E7HZ 19972-F			
90	F & B Series	All	All	Integral	F0HZ 19972-A			Sanden compressor/ AD TEK Radiators
90	F & B Series--all FNH diesel engines w/tilt frnt end	All	All	Integral	F0HZ 19972-B			
90	F & B Series--all FNH diesel engines w/fixed hood	All	All	Integral	F0HZ 19972-C			
90	F & B Series w/gas eng.	All	All	Integral	F0HZ 19972-D			

1990/
TRUCK SERIES 600/900

REFRIGERANT LINE APPLICATION CHART

YEAR	MODEL	ENGINE		TYPE OF A/C	SERVICE ASSEMBLY	SERVICE DETAILS		
		CYL.	C.I.D. (C.C.D.)			HOSE		FITTINGS REQUIRED
						I.D. (INCHES)	LENGTH (INCHES)	
19C705-8 REFRIGERANT LINE REPLACEMENT and REPAIR PARTS — Cont'd								
L-LN-LNT-LT-LTL-LTS SERIES								
DISCHARGE LINE-COMPRESSOR TO CONDENSER								
90	LTL-LL9000	6	855	Integral	E5HZ 19972-B			
90	LTL900 - w/FS-6 compressor	6	893	Integral	E4HZ-19972-J			
90	LTL-LL9000	8	736	Integral	E5HZ 19972-A			
90	LN-LNT9000	6	552	Integral	E5HZ 19972-N			
90	L9000 (D.S.O.)	8	736					
90	L-LN-LNT-LT-LTS900	6	568	Integral	E4HZ 19972-T			
90	L-LT-LTS-LN-LNT9000	6	426	Integral	E5HZ 19972-H			
90	L-LN-LNT-LT-LTS800	All	Gas engines	Integral	E5HZ 19972-D			
90	L-LN-LNT-LT-LTS8000	8	636	Integral				
90	L-LN-LNT-LT-LTS 800 (Rad. Cond.)	All	555	Integral	E1HZ 19972-J *YF-964			
90	L-LN-LNT-LT-LTS 900 (Rad. Cond.)	All	All gas engines	Integral	E1HZ 19972-K *YF-963			
90	L-LT-LTS-LN-LNT9000	6	893	Integral	E4HZ 19972-L			
88/89	L-LL-LS-LT-LTL LTS-LN-LNT900 w/Cat. 3406	6	893	Integral	E8HZ 19972-A			
90	LN9000 -- Cum. L10	6	610	Integral	E4HZ 19972-A			
90	L-LN-LS-LT-LNT-LTS 800/900 -- FTO diesel	6	476	Integral	E7HZ 19972-B			
90	LL-LTL-9000 -- Cum. L10	6	610	Integral	E7HZ 19972-D			
90	LL-LTL900 Cat. 3406	6	893	Integral	E8HZ 19972-F			
90	L-LN-LS-LT-LNT-LTS900 -- Cum. L-10	6	610	Integral	E7HZ 19972-E			
90	L-LN-LS-LT-LNT-LTS800 -- Cat. 3208	8	636	Integral	E7HZ 19972-J			
90	L-LN-LS-LT-LNT-LTS900 -- Cum. NTC eng.	6	855	Integral	E7HZ 19972-K			
90	L-LN-LS-LT-LNT-LS800/900 w/FTO eng. non-air to air	6	476	Integral	E7HZ 19972-N			
90	L-LS-LT-LTS900 -- Cat. 3406 eng.	6	893	Integral	E7HZ 19972-L			
90	LL-LTL900 -- Cat. 3406 eng.	6	893	Integral	E7HZ 19972-H			
90	L-LN-LS-LT-LNT-LTS900	6	610	Integral	E8HZ 19972-C			
90	LL-LTL900	6	855	Integral	E8HZ 19972-D			
90	L-LN-LS-LT-LTS-LNT LTS900	6	893	Integral	E8HZ 19972-A			
90	LN-LNT900 -- Cat. 3306 diesel	6	638	Integral	E8HZ 19972-H			
88/89	L-LL-LN-LNT-LS-LT-LTS-LTL w/FTO eng.	All	All	Integral	E8HZ 19972-K			
LIQUID LINE-DRYER TO CONDENSER								
90	LTL-LL9000	All	All	Integral	E1HZ 19835-A *YF-932			

1990/
TRUCK SERIES 600/900

REFRIGERANT LINE APPLICATION CHART

YEAR	MODEL	ENGINE		TYPE OF A/C	SERVICE ASSEMBLY	SERVICE DETAILS		
		CYL.	C.I.D. (C.C.D.)			HOSE		FITTINGS REQUIRED
						I.D. (INCHES)	LENGTH (INCHES)	
19C705-8 REFRIGERANT LINE REPLACEMENT and REPAIR PARTS — Cont'd								
L-LN-LNT-LT-LTL-LTS SERIES								
LIQUID LINE-DRYER TO CONDENSER								
90	L-LT-LTS-LN-LNT800- w/gas engines	All	All	Integral	E4HZ 19835-A			
	L-LT-LTS-LN-LNT800 -- w/Cat. 3406	All	All	Integral	E4HZ 19835-B			
84/86	L-LT-LTS-LN-LNT800 --	All	All	Integral	E4HZ 19835-C			
90	L-LS-LT-LTS-LN- LNT800 -- cond. to dehyd.	All	All	Integral	E7HZ 19835-C			
90	L-LS-LT-LTS800 -- dehyd. to evap.	All	All	Integral	E7HZ 19835-H			
90	L-LN-LS-LT-LNT- LTS900 -- cond. to dehyd.	All	All	Integral	E7HZ 19835-J			
90	LL-LTL900 -- dehyd. to evap. w/L10 eng.	All	All	Integral	E7HZ 19835-K			
90	L-LS-LT-LTS900 -- evap. to dehyd.	All	All	Integral	E7HZ 19835-L			
90	LN-LNT900 -- w/Cum. NTC eng. comp. to cond.	6	855	Integral	E7HZ 19835-M			
90	L-LN-LS-LT-LNT- LTS800 -- w/Cat. 3208 eng. dehyd. to cond.	8	636	Integral	E7HZ 19835-N			
90	LN-LNT800 -- dehyd. to evap.	All	All	Integral	E7HZ 19835-P			
90	LL-LTL900 -- dehyd. to cond.	All	All	Integral	E7HZ 19835-R			
90	L-LN-LNT-LS-LT- LTS800 -- all FTO 7.8L non air to air	6	476	Integral	E7HZ 19835-S			
90	LL-LTL900 -- w/Cat. 3406 eng. & NTC	6	893	Integral	E8HZ 19835-D			
90	L-LN-LS-LT-LNT LTS900	All	All	Integral	E8HZ 19835-E			
90	LN-LNT900- w/3406B/ 3306 or L10 eng. w/auto trans. & Cum. NTC eng.	6	893	Integral	E8HZ 19835-G			
90	L-LL-LS-LT-LTL- LTS-LN-LNT	All	All w/FNH eng. & Sanden compressor	Integral	E8HZ 19835-Q			
90	L-LL-LS-LT-LTL- LTS-LN-LNT	All	All w/FTO eng. & Sanden compressor	Integral	E8HZ 19835-R			
		6	893 (14.6L) Cat. diesel					
90	L-LL-LS-LT-LTL- LTS-LN-LNT	All	All w/FNH eng. & Sanden compressor	Integral	E8HZ 19835-S			
LIQUID LINE DRYER TO EXPANSION VALVE								
90	L-LT-LTS9000	All	Diesel eng.	Integral	E4HZ 19835-J			
90	LN-LNT9000	All	Diesel eng.	Integral	E4HZ 19835-K			
90	LN-LNT800 -- with FTO diesel	6	476	Integral	E7HZ 19835-A			
90	L-LT-LTS800 -- with FTO diesel	6	476	Integral	E7HZ 19835-B			

1990/
TRUCK SERIES 600/900

REFRIGERANT LINE APPLICATION CHART

YEAR	MODEL	ENGINE		TYPE OF A/C	SERVICE ASSEMBLY	SERVICE DETAILS		
		CYL.	C.I.D. (C.C.D.)			HOSE		FITTINGS REQUIRED
						I.D. (INCHES)	LENGTH (INCHES)	
19C705-8 REFRIGERANT LINE REPLACEMENT and REPAIR PARTS — Cont'd								
L-LN-LNT-LT-LTL-LTS SERIES								
LIQUID LINE DRYER TO EXPANSION VALVE								
90	LT-LTS900 -- (Cat. 3406 eng.)	6	893	Integral	E8HZ 19835-B			
90	L-LS	6	610	Integral				
90	L-LT-LTS900	All	Gas engines	Integral	E4HZ 19835-M			
90	L-LT-LTS9000	8	636	Integral				
90	LN-LNT900	All	Gas engines	Integral	E4HZ 19835-L			
90	LN-LNT9000	8	636	Integral				
LIQUID LINE - DRYER TO EVAPORATOR								
90	LTL-LL9000 -- from dash panel to dehydrator	All	All	Integral	E5HZ 19835-A			
SUCTION LINE - EVAPORATOR TO COMPRESSOR								
90	L-LT-LTS9000	6	855	Integral	E5HZ 19867-B			
90	L-LT-LTS9000	6	568	Integral	E4HZ 19867-D			
90	LN-LNT9000	6	552	Integral	E5HZ 19867-L			
90	L-LT-LTS9000	6	426	Integral	E5HZ 19867-G			
90	L-LT-LTS9000 -- with FS-6 Compr.	6	893	Integral	E4HZ 19867-S			
90	LN-LNT9000 "From 10/83"	6	893	Integral	E4HZ 19867-K			
90	LN-LN9000	6	426	Integral	E5HZ 19867-H			
90	LN-LNT9000	6	893	Integral	E4HZ 19867-J			
90	L-LT-LTS800/900	All	Gas engines	Integral	E5HZ 19867-A			
85/86	L-LT-LTS8000/9000	8	636	Integral				
90	LN-LNT800	All	Gas engines	Integral	E5HZ 19867-C			
85/86	LN-LNT8000	8	636	Integral				
90	LTL-LL9000	8	736	Integral	E5HZ 19867-F			
90	L-LN-LNT-LT-LTS-LS -- FTO diesel	6	402	Integral	E7HZ 19867-B			
90	LN-LNT9000 -- w/Cum. NTC diesel	6	855	Integral	E8HZ 19867-F			
90	L-LT-LTS -- FTO diesel	6	476	Integral	E7HZ 19867-B			
90	LN-LNT800 -- FTO diesel	6	476	Integral	E7HZ 19867-A			
90	L-LS-LT-LTS9000 -- Cum. L10 eng.	6	610	Integral	E7HZ 19867-H			
90	LN-LNT900 -- Cum. L-10 eng.	6	610	Integral	E7HZ 19867-J			
90	LL-LTL900 -- Cum. L-10 eng.	6	610	Integral	E7HZ 19867-U			
90	L-LS-LT-LTS800 -- Cat. 3208 eng.	8	636	Integral	E7HZ 19867-R			
90	LN-LNT800 -- Cat. 3208 eng.	8	636	Integral	E7HZ 19867-M			
90	L-LL-LS-LT-LTL- LTS900 -- Cum. NTC eng.	6	855	Integral	E7HZ 19867-L			
90	LL-LTL900 -- Cum. NTC eng.	6	855	Integral	E7HZ 19867-S			
90	LN-LNT900 -- Cum. NTC eng.	6	855	Integral	E7HZ 19867-N			

1990/
TRUCK SERIES 600/900

REFRIGERANT LINE APPLICATION CHART

YEAR	MODEL	ENGINE		TYPE OF A/C	SERVICE ASSEMBLY	SERVICE DETAILS		
		CYL.	C.I.D. (C.C.D.)			HOSE		FITTINGS REQUIRED
						I.D. (INCHES)	LENGTH (INCHES)	
19C705-8 REFRIGERANT LINE REPLACEMENT and REPAIR PARTS — Cont'd								
L-LN-LNT-LT-LTL-LTS SERIES								
SUCTION LINE-EVAPORATOR TO COMPRESSOR								
90	L-LS-LT-LTS900 -- w/Cat. 3406	6	893	Integral	E8HZ 19867-A			(Evap. to condensor)
90	L-LS-LT-LTS900 -- w/Cum. NTC diesel	6	855	Integral	E8HZ 19867-G			(Evap. to comp. shut off valve)
90	LL-LTL900 -- w/Cat. 3406	6	893	Integral	E8HZ 19867-B			
90	L-LT-LS-LTS900 -- w/Cum. L-10 & auto. trans.	6	610	Integral	E8HZ 19867-C			
90	LN-LNT900	6	893	Integral	E8HZ 19867-D			
88/89	L-LL-LN-LNT- LS-LT-LTL-LTS -- w/FTO eng.	All	All	Integral	E8HZ 19867-Q			
90	L-LL-LS-LT-LTS-LTL9000 LN-LNT9000 w/Cat. 3176 diesel	6	Cat. 3176 dsl.	Integral	F0HZ 19867-B			
90	LL & LTL series	6	Cat. 3176 dsl.	Integral	F0HZ 19867-A			
88/89	LN-LNT(7.8)	6	476	Integral	E8HZ 19867-U			
90	L-LL-LN-LS LNT-LTL-LTS600/900	6	610	Integral	E8HZ 19867-V			
90	L900 -- w/Cat. 3306 diesel	6	638	Integral	E9HZ 19867-A *YF-1556			
90	LN-LNT -- w/ Cat. 3306	6	638	Integral	E8HZ 19867-R			
19919 TUBE ASSY. (AIR CONDITIONER EVAPORATOR OUTLET)								
90	LTL-LL900				E1HZ 19919-A *YF-931			

1990/ TRUCK SERIES 600/900

19C705-8 REFRIGERANT LINE REPLACEMENT and REPAIR PARTS cont'd.

To determine the correct hose part number or detail part numbers you must either:

1. Know the identification number from the existing hose.
or
2. Be able to visually identify the existing hose and select appropriate details from the Fitting Cross-Reference Chart shown on pages 14 thru 16.

Example No. 1: If the identification number is DOHA 19972-AF, the Identification Chart (on page 11) indicates (1) that the service assembly number is DOHZ 19972-K and (2) that the hose may be fabricated from 74" of 13/32" I.D. bulk hose (part number D2AZ 19C708-B), one piece of Fitting Code A44 (part number D2AZ 19D695-E) and one piece of Fitting C44 (part number D2AZ 19D695-N).

Example No. 2: If the identification number is DOHA 19867-AJ, the Identification Chart (on page 11) indicates the hose assembly is not serviced (★) and that the hose must be fabricated from 34" of 5/8" I.D. bulk hose (part number D2AZ 19C708-D), one piece of Fitting Code G56 (part number D2AZ 19D695-AD) and one piece of Fitting Code ZE6 (part number D2AZ 19D695-CE).

REFRIGERANT LINE IDENTIFICATION CHART

IDENTIFICATION	SERVICE ASSEMBLY		SERVICE DETAILS			IDENTIFICATION	SERVICE ASSEMBLY		SERVICE DETAILS		
			HOSE		FITTINGS REQ'D (CODE NUMBER)				HOSE		FITTINGS REQ'D (CODE NUMBER)
			I.D.	LENGTH					I.D.	LENGTH	
‡ Simplified Hose Assembly											
E0HT 19N585-AB	E0HZ	19835-A				E1HT 19835-DA	E1HZ	19835-G			
DOHA 19D590-E	D1HZ	19D590-A				EDE1HT 19835-DB	E1HZ	19835-G			
E1HT 19C596-AA	E1HZ	19835-A				E1HT 19835-FB	E1HZ	19835-J			
E1HT 19C596-AB	E1HZ	19835-A				E1HT 19835-HA	E1HZ	19835-L			
E2HT 19C596-AA	E4HZ	19835-B				E1HT 19835-JA	E1HZ	19835-M			
E2HT 19C596-BA	E4HZ	19835-A				E1HT 19835-KA	E1HZ	19835-N			
E2HT 19C596-CA	E4HZ	19835-C				E1HT 19835-LA	E1HZ	19835-P			
E7HT 19C596-AA	E7HZ	19835-E				EDE1HT 19835-LA	E1HZ	19835-P			
E7HT 19C596-BA	E7HZ	19835-C				E1HT 19835-MA	★ E1HZ	19835-U			
E7HT 19C596-CB	E7HZ	19835-J					r/bE3HZ	19835-D			
E7HT 19C596-DA	E7HZ	19835-R				E1HT 19835-NA	★ E1HZ	19835-V			
E7HT 19C596-EA	E7HZ	19835-N					r/bE3HZ	19835-E			
E8HT 19C596-JA	E8HZ	19835-F				E1HT 19835-RA	★ E1HZ	19835-W			
E0HT 19N651-AC	E0HZ	19837-A					r/bE3HZ	19835-C			
E1TH 19N651-BA	E0TZ	19837-B				E2HT 19835-BA	★ E4HZ	19835-D			
E4HT 19N651-AB	E4HZ	19837-A					r/bE4HZ	19835-J			
E7HT 19N651-BA	E7HZ	19837-A				E2HT 19835-CA	E4HZ	19835-E			
E7HT 19N651-BC	E7HZ	19837-A				E2HT 19835-DA	E4HZ	19835-F			
E7HT 19N651-CA	E7HZ	19837-B				E2HT 19835-EA	E4HZ	19835-G			
E7HT 19N651-CB	E7HZ	19837-B				E2HT 19835-JA	★ E3HZ	19835-A			
E7HT 19N651-DA	E7HZ	19837-C					r/bE3HZ	19835-D			
E7HT 19N651-DB	E7HZ	19837-C				EDE2HT 19835-JA	E3HZ	19835-D			
D7HT 19835-CD	D8HZ	19835-G				E2HT 19835-KA	★ E3HZ	19835-B			
D7HT 19835-DD	D8HZ	19835-H					r/bE3HZ	19835-E			
D7HT 19835-ED	D8HZ	19835-J				EDE2HT 19835-KA	E3HZ	19835-E			
D8HT 19835-EA	D8HZ	19835-K				E2HT 19835-LA	★ E3HZ	19835-C			
E0HT 19835-EA	E1HZ	19835-P					r/bE5HZ	19835-A			
E0HT 19835-FA	E1HZ	19835-L				E3HT 19835-BA	E4HZ	19835-H			
E0HT 19335-GA	E1HZ	19835-M				E4HT 19835-FA	E5HZ	19835-A			
E0HT 19835-HA	E1HZ	19835-N				E4HT 19835-GA	E4HZ	19835-J			
EDE1HT 19835-BB	E2HZ	19835-E				E4HT 19835-HA	E4HZ	19835-K			
E1HT 19835-CA	E2HZ	19835-F				E4HT 19835-JA	E4HZ	19835-L			
E1HT 19835-CB	E2HZ	19835-F				E4HT 19835-KA	E4HZ	19835-M			
EDE1HT 19835-CB	E2HZ	19835-F				E5HT 19835-BA	E5HZ	19835-C			

1990/
TRUCK SERIES 600/900

REFRIGERANT LINE IDENTIFICATION CHART

IDENTIFICATION	SERVICE ASSEMBLY	SERVICE DETAILS			IDENTIFICATION	SERVICE ASSEMBLY	SERVICE DETAILS		
		HOSE		FITTINGS REQ'D (CODE NUMBER)			HOSE		FITTINGS REQ'D (CODE NUMBER)
		I.D.	LENGTH				I.D.	LENGTH	
‡ Simplified Hose Assembly									
E5HT 19835-BB	E5HZ 19835-C				E1HT 19867-NA	★ E1HZ 19867-L			
E5HT 19835-CA	E5HZ 19835-D					r/b E1HZ 19867-S(RH)			
E5HT 19835-DA	E5HZ 19835-E					E1HZ 19867-R(LH)			
E7HT 19835-AA	E7HZ 19835-A					E1HZ 19869-T			
E7HT 19835-BA	E7HZ 19835-D					(Center crossover)			
E7HT 19835-BB	E7HZ 19835-D				★ EDE1HT 19867-NA	E1HZ 19867-L			
E7HT 19835-CA	E7HZ 19835-B					r/b E1HZ 19867-S(RH)			
E7HT 19835-EB	E7HZ 19835-K					E1HZ 19867-R(LH)			
E7HT 19835-HA	E7HZ 19835-F					E1HZ 19867-T			
E7HT 19835-JA	E7HZ 19835-G					(Center crossover)			
E7HT 19835-MB	E7HZ 19835-L				E1HT 19867-RA	E1HZ 19867-R			
E7HT 19835-NB	E7HZ 19835-M				E1HT 19867-SA	E1HZ 19867-S			
E7HT 19835-RB	E7HZ 19835-H				E1HT 19867-TA	E1HZ 19867-T			
E7HT 19835-SB	E7HZ 19835-P				E1HT 19867-ASA	E2HZ 19867-B			
E8HT 19835-AB	E8HZ 19835-A				E1HT 19867-ATA	E2HZ 19867-D			
E8HT 19835-CB	E8HZ 19835-D				E1HT 19867-AVA	E2HZ 19867-A			
E8HT 19835-KA	E8HZ 19835-H				E2HT 19867-GA	E2HZ 19867-D			
E8HT 19835-LA	E8HZ 19835-J				E2HT 19867-HA	E2HZ 19867-E			
E8HT 19835-RA	E8HZ 19835-S				E2HT 19867-JA	E2HZ 19867-F			
E8HT 19835-SA	E8HZ 19835-R				E3HT 19867-AB	E3HZ 19867-A			
E8HT 19835-TA	E8HZ 19835-M				E2HT 19867-BA	E4HZ 19867-D			
E8HT 19835-ZA	E8HZ 19835-K				E2HT 19867-EA	E4HZ 19867-G			
C6TA 19862-D	C6TZ 19862-B				E2HT 19867-LA	E4HZ 19867-J			
C6TA 19862-F	C6TZ 19862-A				E2HT 19867-KA	E2HZ 19867-G			
D4HA 19862-AA	D3HZ 19862-A				E2HT 19867-MA	E4HZ 19867-K			
D4HA 19862-BA	D3HZ 19862-C	5/16	49	G33,P33	E4HT 19867-BB	E5HZ 19867-T			
D3HA 19862-EA	D3HZ 19862-E				E4HT 19867-CA	E4HZ 19867-N			
D0HA 19863-C	D0HZ 19863-A				E4HT 19867-CB	E5HZ 19867-F			
D7HT 19867-DC	D8HZ 19867-M				E4HT 19867-EA	E5HZ 19867-A			
D7HT 19867-HD	D8HZ 19867-S				E4HT 19867-FA	E5HZ 19867-B			
D8HT 19867-AA	D8HZ 19867-X				E4HT 19867-GB	E5HZ 19867-L			
D8HT 19867-CA	D8HZ 19867-W				E4HT 19867-HA	E4HZ 19867-S			
D8HT 19867-GA	★ D8HZ 19867-T				E4HT 19867-KA	E5HZ 19867-C			
	r/b E1HZ 19867-R(LH)				E4HT 19867-LA	E4HZ 19867-A			
	E1HZ 19867-S(RH)				E4HT 19867-LB	E4HZ 19867-A			
	and				E4HT 19867-MA	E4HZ 19867-P			
	E1HZ 19867-T				E4HT 19867-NB	E5HZ 19867-H			
	(Center crossover)				E4HT 19867-NC	E5HZ 19867-H			
E0HT 19867-AB	E0HZ 19867-A				E4HT 19867-RB	E5HZ 19867-G			
E0HT 19867-DA	D8HZ 19867-X				E5HT 19867-AA	E5HZ 19867-J			
E0HT 19867-EA	D8HZ 19867-M				EDE5HT 19867-AA	E5HZ 19867-J			
E0HT 19867-HA	E1HZ 19867-L				E5HT 19867-AB	E5HZ 19867-J			
E0HT 19867-JA	E1HZ 19867-M				E5HT 19867-BA	E5HZ 19867-K			
E0HT 19867-KA	E1HZ 19867-N				E5HT 19867-BB	E5HZ 19867-K			
E0HT 19867-LA	E1HZ 19867-P				E5HT 19867-CA	E5HZ 19867-M			
E1HT 19867-AA	E1HZ 19867-A				E5HT 19867-EA	E5HZ 19867-A			
E1HT 19867-GB	E1HZ 19867-G				E7HT 19867-CA	E7HZ 19867-C			
E1HT 19867-LA	E1HZ 19867-N				E7HT 19867-CC	E7HZ 19867-C			
E1HT 19867-MA	E1HZ 19867-P				E7HT 19867-DA	E7HZ 19867-B			
					E7HT 19867-EA	E7HZ 19867-A			
					E7HT 19867-FB	E7HZ 19867-U			
					E7HT 19867-GA	E7HZ 19867-H			

JULY, 1989

COPYRIGHT © 1989—

FORD MOTOR
COMPANY

—DEARBORN, MICHIGAN

NEW ISSUE

19C705-8 REFRIGERANT LINE REPLACEMENT and REPAIR PARTS cont'd.

FITTING CROSS-REFERENCE CHART

There are three ways of selecting hose and fitting part numbers.

1. From Code Number (shown in the Identification or Application Charts) to the Part Number listed below.
2. From a visual inspection of the existing hose and selection of appropriate details using the following instructions:
 - a. Determine Fitting Size.
Diameter of tube at a point behind the nut indicates fitting size, e.g. 3/8", 1/2", 5/8" or 3/4".

Select Fittings and Splicers from the illustrations and text that follows. The necessary clamps and o-rings are included with all Fittings and Splicers and are also supplied for service as separate parts.

FITTINGS

Determine Fitting size from the information shown below:

ORIGINAL TUBE O.D.	FRACTIONALY FITTING SIZE	INDUSTRY SIZE NO.	THREAD SIZE	
			SAE 45° FLARE O-RING (FEMALE) O-RING (MALE FLARE)	O-RING (MALE SWIVEL)
5/16"	3/8"	6	5/8"-18	5/8"-18
13/32"	13/32"	8	3/4"-16	3/4"-18
1/2"	5/8"	10	7/8"-14	7/8"-18

- b. Determine Hose Size
e.g. tube O.D. is 5/16" and hose I.D. is 5/16" (size No. 6, part number D2AZ 19C708-A). Measure end of tube (not barbs). The tube O.D. matches the I.D. of the required hose

BULK RUBBER HOSE

Select the appropriate hose from the sizes listed below:

ORIGINAL TUBE O.D.	REPLACEMENT HOSE I.D.	INDUSTRY SIZE NO.	PART NUMBER	MOTORCRAFT NUMBER
5/16"	5/16"	6	D2AZ 19C708-A (15')	*YF-248
			D4AZ 19C708-A (50')	*YF-599
13/32"	13/32"	8	D2AZ 19C708-B (15')	*YF-249
			D4AZ 19C708-B(50')	*YF-600
1/2"	1/2"	10	D2AZ 19C708-C(15')	*YF-250
			D4AZ 19C708-C(50')	&YF-601
5/8"	5/8"	12	D2AZ 19C708-D(15')	*YF-251
			D4AZ 19C708-D(50')	*YF-602

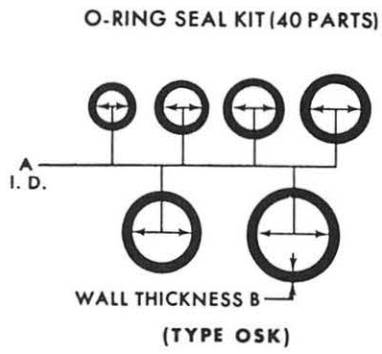
NYLON HOSE
Production only

1990/
TRUCK SERIES 600/900

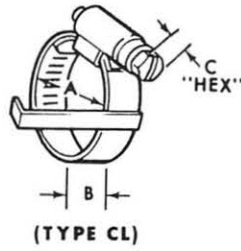
19C705-8 REFRIGERANT LINE REPLACEMENT and REPAIR PARTS cont'd.

3. The alphabetical characters of the fitting code number can be used for physical identification by referring to the illustrated fittings shown by type on pages 14 thru 16

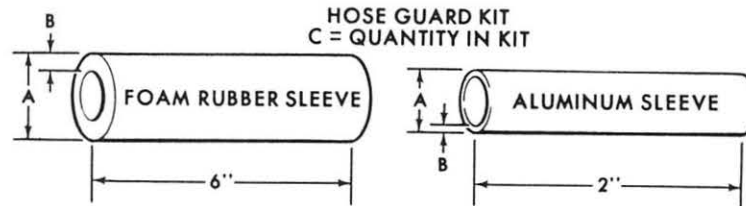
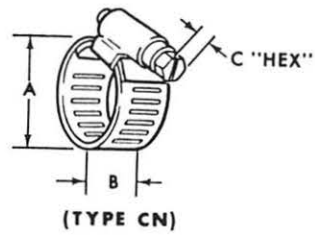
Examples:



CLAMP-
RUBBER HOSE



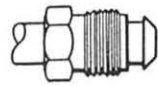
CLAMP-
NYLON HOSE



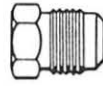
P-9267

19C705-8 REFRIGERANT LINE REPLACEMENT and REPAIR PARTS cont'd.

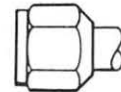
SAE 45° FLARE FITTINGS



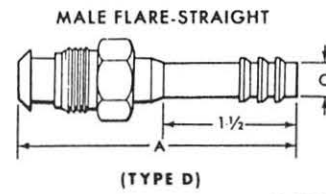
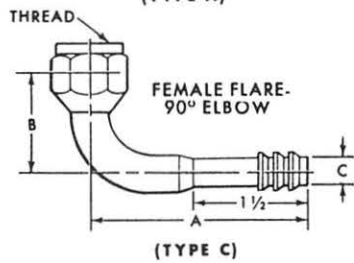
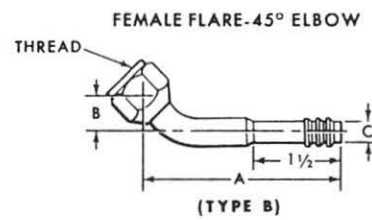
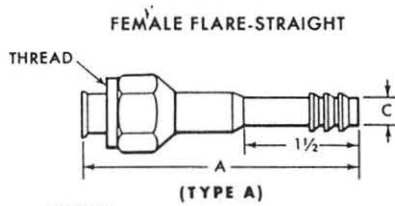
MALE TWO PIECE
(BULLET NOSE)



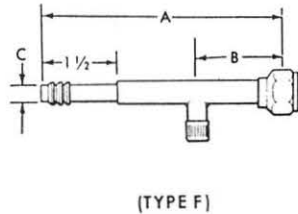
MALE ONE PIECE



FEMALE SWIVEL NUT



P-9238

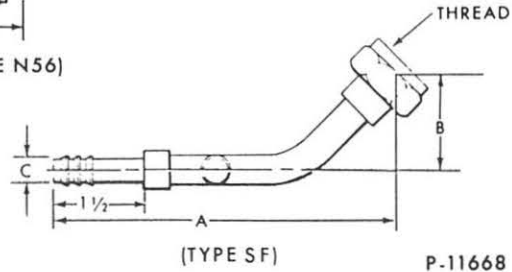
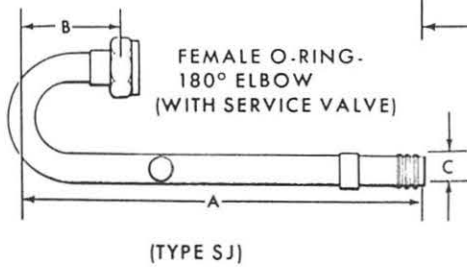
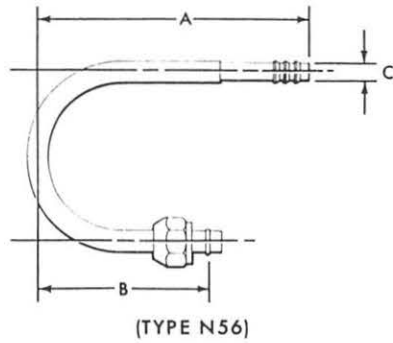
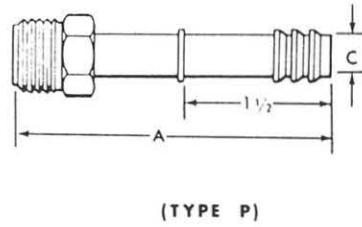
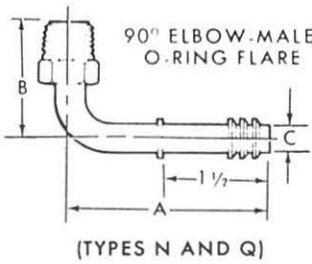
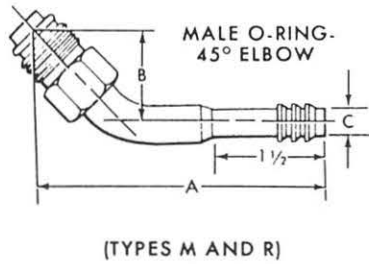
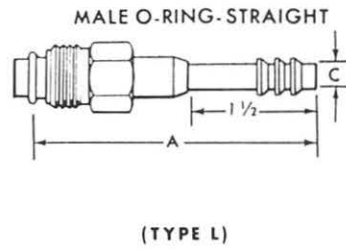
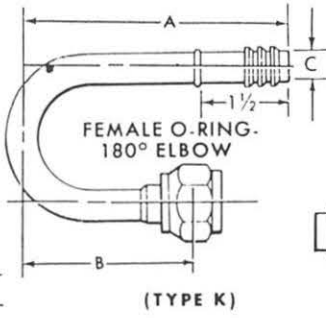
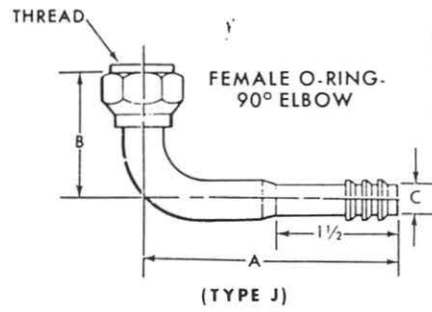
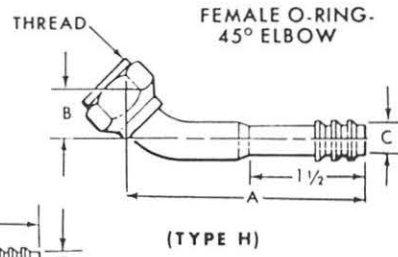
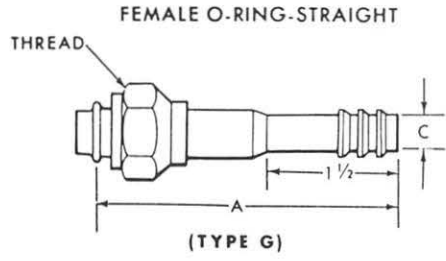


REFRIGERANT LINE FITTINGS

1990/ TRUCK SERIES 600/900

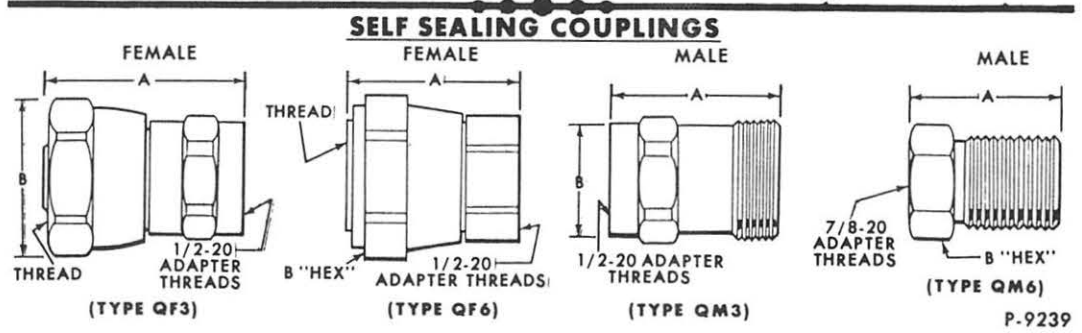
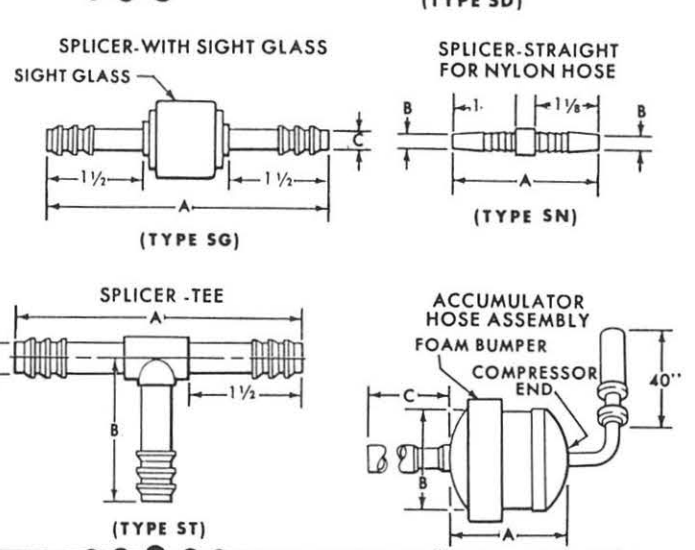
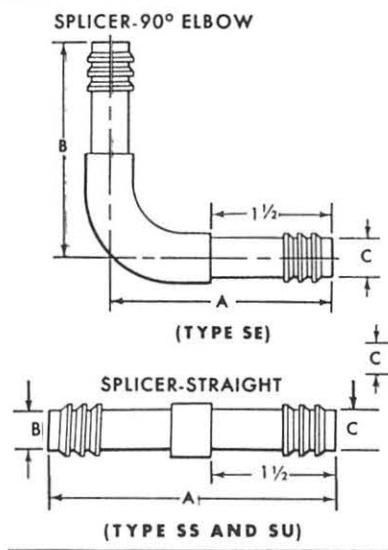
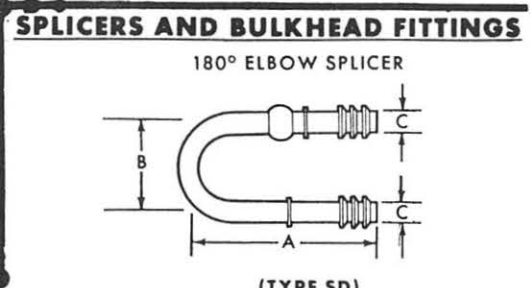
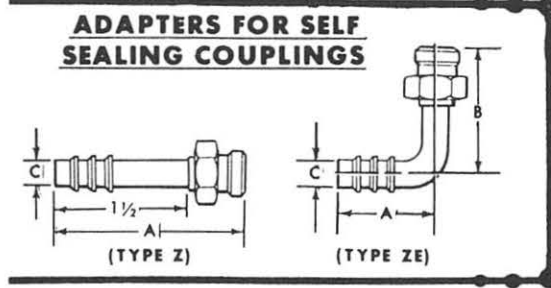
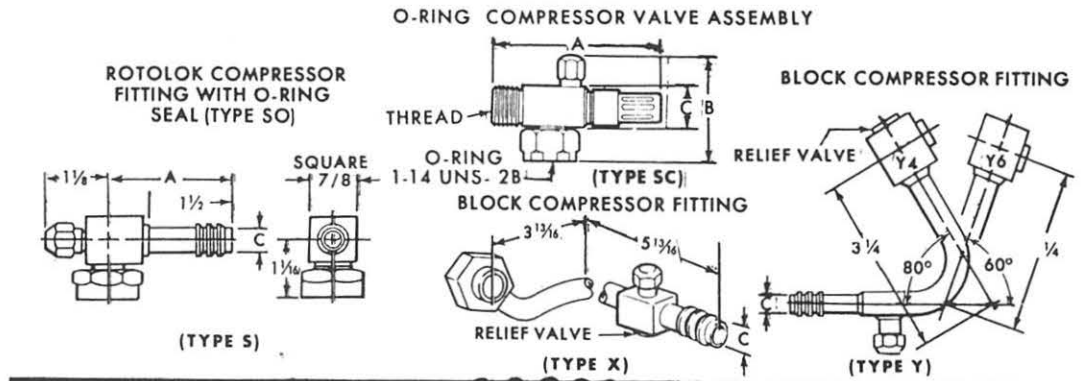
19C705-8 REFRIGERANT LINE REPLACEMENT and REPAIR PARTS cont'd.

TUBE O-RING FITTINGS



P-11668

19C705-8 REFRIGERANT LINE REPLACEMENT and REPAIR PARTS cont'd.



P-9239

1990/
TRUCK SERIES 600/900

REFRIGERANT LINE FITTINGS

CODE	PART NUMBER	MOTORCRAFT NUMBER	DIMENSIONS (INCHES)					
			THREAD	HOSE I.D.	A	B	C	
19C705-8 REFRIGERANT LINE REPLACEMENT and REPAIR PARTS								
ACCUMULATOR HOSE ASSY.								
AC6	D2AZ	19C836-A	*YF-554	5/8	5	4	24	
FEMALE FLARE - STRAIGHT								
A33	D2AZ	19D695-D	*YF-357	5/8-18	5/16	3 3/16	5/16	
A44	D2AZ	19D695-E	*YF-358	3/4-16	13/32	3 19/32	13/32	
A45	D2AZ	19D695-L	*YF-364	3/4-16	1/2	3 1/2	1/2	
A55	D2AZ	19D695-F	*YF-359	7/8-14	1/2	3 1/4	1/2	
A56	D2AZ	19D695-AZ	*YF-331	7/8-14	5/8	3 1/2	5/8	
A66	D2AZ	19D695-G	*YF-360	1 1/16-14	5/8	3 5/16	5/8	
FEMALE FLARE - 45° ELBOW								
B33	D2AZ	19D695-H	*YF-361	5/8-18	5/16	3 1/32	15/32	5/16
B44	D2AZ	19D695-J	*YF-362	3/4-16	13/32	3 3/8	19/32	13/32
B54	D2AZ	19D695-AU	*YF-328		13/32			13/32
B55	D2AZ	19D695-K	*YF-363	7/8-14	1/2	3 1/16	5/8	1/2
CLAMP - RUBBER HOSE								
CL6	D0TZ	19B679-A	*YF-256		All	1/2 to 1 1/4	1/2	5/16
CLAMP - NYLON HOSE								
CN4	C9AZ	8287-A			5/16 & 13/32	7/32 to 5/8	5/16	1/4
CN6	D2AZ	19B679-B	*YF-255		1/2 & 5/8	3/8 to 25/32	9/16	5/16
FEMALE FLARE - 90° ELBOW								
C33	D2AZ	19D695-M	*YF-365	5/8-18	5/16	2 9/16	7/8	5/16
C44	D2AZ	19D695-N	*YF-366	3/4-16	13/32	2 13/16	1 1/8	13/32
C45	D2AZ	19D695-AR	*YF-326	3/4-16	1/2	2 13/16	1 1/8	1/2
C54	D2AZ	19D695-CF	*YF-450	7/8-14	13/32	3 15/32	1 1/2	13/32
C55	D2AZ	19D695-P	*YF-367	7/8-14	1/2	3 1/8	1 1/2	1/2
MALE FLARE - STRAIGHT								
D33	D2AZ	19D695-B	*YF-332	5/8-18	5/16	3 1/4		7/8
D44	D2AZ	19D695-A	*YF-311	3/4-16	13/32	3 21/32		13/32
D55	D2AZ	19D695-C	*YF-354	7/8-14	1/2	3 5/16		1/2
FEMALE "O" RING - WITH VALVE								
F33	D4SZ	19D695-B	*YF-632	5/8-18	5/16	4 27/32	1 3/4	5/16
FEMALE "O" RING - STRAIGHT								
G33	D2AZ	19D695-Z	*YF-375	5/8-18	5/16	3		5/16
G44	D2AZ	19D695-AA	*YF-312	3/4-16	13/32	3 13/32		13/32
G45	D2AZ	19D695-AC	*YF-314	3/4-16	1/2	3 3/32		1/2
G55	D2AZ	19D695-AB	*YF-313	7/8-14	1/2	3 1/16		1/2
G56	D2AZ	19D695-AD	*YF-315	7/8-14	5/8	3 3/32		5/8
HOLD DOWN PLATE ASSY.								
4DP	D5AZ	19D695-E	*YF-650					
HOSE GUARD KIT								
HG	D2AZ	19B970-A	*YF-267					
	Consists of -							
	(4) foam rubber sleeves			All		1 1/8	1/2	
	(4) aluminum tubing			All		1	1/32	
FEMALE "O" RING - 45° ELBOW								
H33	D2AZ	19D695-AE	*YF-316	5/8-18	5/16	3 27/32	15/32	5/16
H44	D2AZ	19D695-AF	*YF-317	3/4-16	13/32	3 3/16	19/32	5/16
H45	D2AZ	19D695-BA	*YF-333	3/4-16	1/2	3 7/32	19/32	1/2
H55	D2AZ	19D695-AG	*YF-318	7/8-14	1/2	3 13/16	5/8	1/2
H56	D4AZ	19D695-G	*YF-502	7/8-14	5/8	3 45/64	39/64	5/8
H66	D4AZ	19D695-F	*YF-504	1 1/16-14	5/8	4 13/16	7/8	5/8

1990/
TRUCK SERIES 600/900

REFRIGERANT LINE FITTINGS

CODE	PART NUMBER	MOTORCRAFT NUMBER	DIMENSIONS (INCHES)					
			THREAD	HOSE I.D.	A	B	C	
19C705-8 REFRIGERANT LINE REPLACEMENT and REPAIR PARTS — Cont'd								
FEMALE "O" RING - 90° ELBOW								
J33	D2AZ	19D695-AH	*YF-319	5/8-18	5/16	2 23/32	1 1/32	5/16
J44	D2AZ	19D695-AJ	*YF-320	3/4-16	13/32	3 1/4	1 11/32	13/32
J55	D2AZ	19D695-AK	*YF-321	7/8-14	1/2	2 29/32	1 1/2	1/2
J56	D2AZ	19D695-AY	*YF-330	7/8-14	5/8	2 13/16	1 1/2	5/8
J66	D2AZ	19D695-BB	*YF-334	1 1/16-14	5/8	3 11/16	1 31/32	5/8
J77	D9AZ	19D695-A	*YF-684	1 1/16-14	5/8	4 1/4	3 1/2	5/8
FEMALE "O" RING - 180° ELBOW								
K33	D5AZ	19D695-D	*YF-649					
K44	D2AZ	19D695-AL	*YF-322	3/4-16	13/32	4 13/16	3 1/8	13/32
K56	D2AZ	19D695-AM	*YF-323	7/8-14	5/8	4 13/16	3 1/8	5/8
K66	D2AZ	19D695-AN	*YF-324	1 1/16-14	5/8	4 13/16	3 1/8	5/8
FEMALE "O" RING - STRAIGHT								
L33	D2AZ	19D695-R	*YF-368	5/8-18	5/16	3		5/16
L55	D2AZ	19D695-S	*YF-369	7/8-18	1/2	3 1/16		1/2
L56	D2AZ	19D695-AV	*YF-329	7/8-18	5/8	3 11/32		5/8
MALE "O" RING - 90° ELBOW								
MA4	D9AZ	19D695-F	*YF-781	3/4-18	13/32	2 1/2	2	13/32
MUFFLER DISCHARGE LINE								
MU4	D5AZ	19D695-F	*YF-453					
MALE "O" RING - 45° ELBOW								
M33	D2AZ	19D695-T	*YF-370	5/8-18	5/16	3 7/32	25/32	5/16
M55	D2AZ	19D695-U	*YF-371	7/8-18	1/2	4 1/4	1 1/16	1/2
M56	D4AZ	19D695-D	*YF-487	7/8-14	5/8	3	2 13/32	5/8
M57	D9AZ	19D695-D	*YF-865	7/8-18	5/8	5 1/4	1 3/4	5/8
M84	D4AZ	19D695-B	*YF-515					
MALE "O" RING FLARE - 45° ELBOW								
NA2	D9AZ	19D695-C	*YF-791	3/4-16	13/32	4 3/16	15/16	13/32
MALE "O" RING FLARE - 180° ELBOW								
N56	D5AZ	19D695-B	*YF-654					
"O" RING KIT								
OSK	D2AZ	19B596-A	*YF-240					
	Consists of-							
	(8)			5/8-18		5/16	1/16	
	(8)			1/2-20		3/8	1/16	
	(8)			3/4-16		7/16	1/16	
	(8)			7/8-14		9/16	1/16	
	(4)			1 1/16-14		11/16	1/16	
	(4)			block fitting		13/16	1/8	
"O" RING KIT - EXPANSION AND STV SEAL								
OST	D6DZ	19B596-A	*YF-667					
MALE "O" RING FLARE - STRAIGHT								
P33	D2AZ	19D695-BD	*YF-336	5/8-18	5/16	3 7/8		5/16
P44	D2AZ	19D695-BC	*YF-335	3/4-16	13/32	3 23/32		13/32
P45	D2AZ	19D695-V	*YF-372	3/4-16	1/2	4		1/2
P46	D2AZ	19D695-AP	*YF-325	3/4-16	5/8	4		5/8
P56	D2AZ	19D695-W	*YF-373	7/8-14	5/8	4		5/8
P66	D2AZ	19D695-AS	*YF-327	1 1/16-14	5/8	4		5/8
MALE "O" RING FLARE - 90° ELBOW								
Q33	D5AZ	19D695-A	*YF-490	5/8-18	5/16	2 3/4	1 3/8	5/16
Q44	D5AZ	19D695-C	*YF-648					
Q56	D9AZ	19D695-E	*YF-799	7/8-14	5/8	3	2 13/32	5/8

1990/
TRUCK SERIES 600/900

REFRIGERANT LINE FITTINGS

CODE	PART NUMBER	MOTORCRAFT NUMBER	DIMENSIONS (INCHES)				
			THREAD	HOSE I.D.	A	B	C
19C705-8 REFRIGERANT LINE REPLACEMENT and REPAIR PARTS — Cont'd							
COUPLINGS - SELF SEALING							
QF3	C1SZ 19B596-A	*YF-241	5/8-18		1 9/32	27/32	
QF6	D1HZ 19B596-A	*YF-244	1 1/16-12		1 1/2	1 5/16	
QM3	C1SZ 19B595-A	*YF-252	5/8-18		1 3/16	23/32	
QM6	D1HZ 19B595-A	*YF-254	1 1/16-12		1 7/8	1 1/8	
VALVE - COMPRESSOR							
S4	D0TZ 19A990-A	*YF-299	1-14	13/32	2 3/16		13/32
S5	D0TZ 19752-A	*YF-308	1-14	1/2	2 3/16		1/2
"O" RING - COMPRESSOR ROTOLOK FITTING							
S04	D2AZ 19D695-BE	*YF-337	1-14	13/32	2 3/16		13/32
S06	D2AZ 19D695-BF	*YF-338	1-14	5/8	2 3/16		5/8
"O" RING COMPRESSOR VALVE ASSEMBLY							
SC4	D0AZ 19A990-A	*YF-237	3/4-16	13/32	3 3/4	2 11/32	7/8
SC5	D0AZ 19752-A	*YF-305	7/8-14	1/2	3 3/4	2 11/32	7/8
SPLICER - 180° ELBOW							
SD6	D4AZ 19D695-C	*YF-466		5/8	4 1/2	3	5/8
SPLICER - 90° ELBOW							
SE3	D2AZ 19D695-BR	*YF-347		5/16	2 7/16	2 7/16	5/16
SE4	D2AZ 19D695-BS	*YF-348		13/32	2 5/8	2 5/8	13/32
SE6	D4AZ 19D695-E	*YF-471		5/8	3 3/32	3 3/32	5/8
SPLICER - WITH SIGHTGLASS							
SG3	D2AZ 19D695-BK	*YF-342		5/16	4		5/16
"O" RING COMPRESSOR							
SJ6	D4ZZ 19D695-B	*YF-633	1-14	5/8	8 5/8	2 9/32	2 1/4
SF4	D4AZ 19D695-H	*YF-634	1-14	13/32	5 17/32	4	1 17/32
SPLICER - STRAIGHT - NYLON HOSE							
SN3	D2AZ 19D695-BV	*YF-351		5/16	2 5/8	5/16	
SN5	D2AZ 19D695-BY	*YF-352		1/2	2 5/8	1/2	
SN6	D2AZ 19D695-BZ	*YF-353		5/8	2 5/8	5/8	
SPLICER - STRAIGHT - RUBBER HOSE							
SS3	D2AZ 19D695-BL	*YF-343		5/16	3 7/16		5/16
SS4	D2AZ 19D695-BM	*YF-344		13/32	3 7/16		13/32
SS5	D2AZ 19D695-BN	*YF-345		1/2	3 7/16		1/2
SS6	D2AZ 19D695-BP	*YF-346		5/8	4		5/8
SPLICER - TEE							
ST3	D2AZ 19D695-BT	*YF-349		5/16	3 13/16	1 29/32	5/16
ST6	D2AZ 19D695-BU	*YF-350		5/8	4 1/4	2 7/32	5/8
BLOCK - COMPRESSOR FITTING - DOUBLE SWIVEL							
W2	D9AZ 19D695-B	*YF-798					
BLOCK - COMPRESSOR FITTING - STRAIGHT							
X4	D2AZ 19D695-BG	*YF-339		13/32			13/32
BLOCK - COMPRESSOR FITTING - 90° ELBOW							
Y4	D2AZ 19D695-BH	*YF-340		13/32			13/32
Y6	D2AZ 19D695-BJ	*YF-341		5/8			5/8
ADAPTER - FOR SELF SEALING COUPLING - STRAIGHT							
Z23	D2AZ 19D695-Y	*YF-374	1/2-20	5/16	2 1/8		5/16
ADAPTER - FOR SELF SEALING COUPLING - 90° ELBOW							
ZE4	D2AZ 19D695-CD	*YF-355	7/8-20	13/32	2 7/8	1 5/8	13/32
ZE6	D2AZ 19D695-CE	*YF-356	7/8-20	5/8	3 3/8	2 1/8	5/8

1990/
TRUCK SERIES 600/900

INDEX

PART NAME	GROUP NUMBER	PART NAME	GROUP NUMBER
A		B — Cont'd	
Adjuster (front door latch actuating rod)	21816	Bracket (body side panel lower)	29348-9
Adjuster handle kit (front seat)-driver	620A69	Bracket (body side step)	29400-1
Air foil (front)	001A06	Bracket (body side step hinge)	200A08-9
Air spring kit (front seat)-driver	620A68	Bracket (clutch pedal assist spring)	01526
Arm (front seat height adjusting)-driver	620A44	Bracket (cowl bar)	021A88
Arm (front seat suspension equalizer)-driver	620A00-1	Bracket (cowl bar support)	024A18
Arm assy. (body side front rear shock)	27200	Bracket (cowl top to radiator support brace)	020A76-7
Arm & bracket assy. (visor)	04144-5	Bracket (eng. cover front)	105A50
B		Bracket (door vent window frame stablizer)	22288-9
Bar (back window division)	42076	Bracket (eng. cover rear)	10536
Bar (floor pan foot rest)	12002	Bracket (eng. cover side)	101B66
Bar (front door vent window division)	22296-7	Bracket (floor side inner member plate)	101B30
Bar (front seat adjusting front torsion)	617A24	Bracket (front air deflector)	001A08-9
Bar (front seat adjusting rear torsion)	617C62	Bracket (front body lower extension innermounting)	00258-9
Bar (front seat suspension torsion)-driver	62039	Bracket (front body lower extension outer mounting)	002A58-9
Bar (windshield division)	03162	Bracket (front door arm rest mounting)	24116
Bar assy. (cowl)	02402	Bracket (front door check arm on body)	23510
Base (front seat suspension)-driver	62036-7	Bracket (front door outside handle attaching)	224A00-1
Base assy. (front seat suspension complete)-driver	61738	Bracket (front door trim panel)	21032
Bearing (body pivot on body)	00254-5	Bracket (front door vent window division bar lower)	22912
Bearing (front door check roller)	235A60	Bracket (front door vent window lower pivot)	22954
Bearing (front seat shock absorber)-driver	620A48-50	Bracket (front door vent window upper pivot)	21464-5
Bearing (front seat shock absorber lever)-driver	60325	Bracket (front door window glass channel rear)	23296
Bearing (front seat weight adjusting lever)-driver	620A46	Bracket (front seat back adjusting)-driver	610B92-3
Bearing & lever assy. (front seat suspension)-driver	618A63	Bracket (front seat bumper)-passenger	619A78
Belt (sleeping compt. complete)	46892	Bracket (front seat cushion frame to track)	60388
Belt assy. (front seat complete)	611A72	Bracket (front seat mounting)-driver	62570
Belt assy. (front seat complete center)	611B60	Bracket (front seat upper track support)-driver	618A71
Belt & buckle assy. (sleeping compt.)	46830	Bracket (front seat weight adjusting)-driver	620A60
Bezel (front seat back latch handle)	62672	Bracket (instrument panelash receptacle housing)	04557
Bolt (front seat back pivot arm)	60392	Bracket (instrument panel)	04510
Bolt (front seat belt anchor eye)	61212	Bracket (outside assist handle)	403E38
Bolt (front seat suspension)-driver	62065	Bracket (instrument panel brace)	045F10
Boot (door inside handle)	226A06	Bracket (instrument panel to cowl side)	04366
Bow (roof trim panel support center)	51952-5	Bracket (instrument panel to cowl top inner)	044C32-3
Bow (roof trim panel support side)	51952-5	Bracket (instrument panel to engine cover mounting)	044F41
Brace (back panel strainer to back window frame)	40264-5	Bracket (instrument panel lower extension to engine cover)	043A84
Brace (body side extension rear)	11552-3	Bracket (instrument panel flasher mount)	04542
Brace (body side panel front)	28260	Bracket (instrument panel lower extension to floor)	044G22
Brace (body side panel rear)	27726	Bracket (instrument panel lower extension to pillar)	043A73
Brace (brake pedal support)	01524	Bracket (instrument panel to front body pillar)	044B50-1
Brace (cowl side panel)	020A62	Bracket (rear floor cross member upper)	403D32
Brace (dash panel to frame)	01726-7	Bracket (roof bow mounting)	508A16
Brace (front body pillar)	02582	Bracket (roof bow to header)	508A16
Brace (front wheelhouse panel front)	024A40	Bracket (storage compt. door check cable)	279C36
Brace (instrument panel to brake pedal bracket)	04576	Bracket (upper back panel reinforcement)	403D52
Brace (instrument panel to dash)	044F48	Bracket (visor arm)	04122
Brace (side step)	200L52	Bracket (windshield defroster mounting)	01420
Brace (trans. control selector to dash extension)	12208-9	Bracket assy. (clutch pedal support to front panel)	015A12
Bracket (air foil front)	001A26	Bracket assy. (body mounting)	001N01
Bracket (air scoop roof front)	50738	Bracket assy. (door window lower stop)	21742
Bracket (body door check on door)	27218	Bracket assy. (front door window regulator equalizer arm)	23230
Bracket (back panel trim panel)	403D50		
Bracket (body front air deflector upper)	001A10-1	Bracket assy. (roof air deflector support rear)	500K23
Bracket (body lift)	00334	Bumper (front door window stop)	21762
Bracket (body rocker panel)	104K38-9	Bumper (front seat cushion panel)	60578
Bracket (body rear cross member reinforcement)	403E08	Bumper (front seat jounce)-driver	60300

JULY, 1989

COPYRIGHT © 1989—

FORD MOTOR

—DEARBORN, MICHIGAN

COMPANY

NEW ISSUE

INDEX

PART NAME	GROUP NUMBER	PART NAME	GROUP NUMBER
B — Cont'd		C — Cont'd	
Bumper (front seat track adjusting)—driver	61783	Cover (instrument panel cluster opening)	04428
Bumper (instrument panel glove compt. door)	06066	Cover (instrument panel control opening)	044F58
Bushing (body pivot pin)	00262	Cover (instrument panel finish panel upper)	044C60
Bushing (front door latch rod)	219A38	Cover (instrument panel heater control opening)	04496
Bushing (front door vent window pivot)	22960	Cover (instrument panel radio opening)	04371
Bushing (front door vent window upper pivot)	229A00	Cover (quarter panel name plate stud)	290B76
Bushing (front seat adjuster actuating)—driver	618A63	Cover (roof drip moulding front center joint)	51796
Bushing (front seat vertical adjusting rod)—driver	618A67	Cover (roof drip moulding joint)	51762-3
Bushing (front seat weight adjusting)—driver	617C98	Cover (roof outer depression joint)	537A22
Button & guide assy. (front door outside handle)	22454	Cover (roof trim panel access hole)	52004
C		Cover (side storage locker trim)	280C22
Cab (skeleton or complete)	00000-1	Cover (visor arm clip opening)	04086
Cable (storage compt. door check)	279C32	Cover (window regulator handle screw)	23362
Cable assy. (instrument panel glove compt. door check)	060A08	Cover (windshield defroster)	044A98
Cabinet assy. (sleeping compartment utility)	46100	Cover (windshield outside moulding joint)	03094
Cam (front seat tilt adjusting)—driver	620A74	Cover assy. (vent air inlet duct hole)	019A22
Cap (door window regulator drive)	23458	Cover assy. (instrument cluster trim)	04680-1
Cam (front seat tilt adjuster without shaft)	620B74	Cover assy. (instrument panel relay access)	044F46
Cap (front body pillar finish)	025A78	Cover assy. (instrument panel steering column opening)	044F08
Cap (roof trim panel retainer)	52126	Cover & spring kit (front door lock cylinder)	21942-3
Catch (instrument panel glove compt. door latch)	06064	Cushion (front body bolt spacer)	00294
Catch assy. (circuit breakerdoor)	044E80	Cylinder & key set (front door & ignition lock)	22050
Channel (front door window latch side)	21550-1	Curtain assy. (roof sun shade)	50132
Channel & retainer assy. (front door glass)	21458-9	D	
Check (front door hinge)	23552	Decal (inside assist handle)	403E44
Check assy. (front seat belt)	611B36	Deflector (back panel side to carb. air cleaner)	40530-1
Clip (instrument panel circuit breaker access panel catch)	045E16	Deflector (body lift stone)	001A04-5
Clip (instrument panel moulding)	04874	Deflector (cowl top water)	02408
Clip (visor pin)	04132	Deflector (door vent window)	22386
Collar (vent air)	01916	Deflector (front air outer)	001A06-7
Compartment (instrument panel glove)	06010	Deflector assy. (body side)	278L00-1
Console assy. (instrument panel)	045A36	Deflector assy. (roof air)	500A26
Control (front door latch lower remote)	219A20-1	Door (body front radiator filler)	021A72
Control (vent air outlet duct)	01890	Door (instrument panel circuit breaker panel)	045D62
Control assy. (cowl vent)	02122	Door (instrument panel glove compt.)	06024
Control assy. (door back)	22168-9	Door assy. (front)	20124-5
Control & link assy. (front door latch remote)	21818-9	Door assy. (front seat back panel eng. access)	60194
Cover (back panel access hole)	405B80	Door assy. (storage compt.)	280A92-3
Cover (battery access)	01619	Door assy. (vent register)	01836
Cover (body rear corner trim panel opening)	410A64	Dovetail (front door lock)	23006
Cover (body rear shock mounting bolt)	001A86	Drive assy. (door)	23394
Cover (body side lower)	32238-9	Duct (vent air)	01454
Cover (console panel radio opening)	045D34	E	
Cover (door vent window pivot adjuster)	23382	Escutcheon (front door inside handle)	22620
Cover (floor side member)	104A12	Escutcheon (front door window regulator handle)	22620
Cover (front body pillar)	03598-9	Extension (body rear corner)	278A28-9
Cover (front body pillar flange)	02620-1	Extension (cowl bar side reinforcement)	021A86
Cover (front door air vent hole)	01920	Extension (cowl side vent air panel)	02096-7
Cover (front door inside panel access)	21130-1	Extension (cowl top inner panel)	021A36-7
Cover (front floor pan body bolt access)	113A18	Extension (cowl top outer)	020A10-1
Cover (front floor pan wire harness)	112A18	Extension (dash panel to clutch pedal support reinforcement)	016A50
Cover (front seat back pivot side outer)	61694-5	Extension (dash panel to floor)	01750
Cover (instrument panel access hole)	044D82	Extension (dash panel to instrument panel)	016A78
Cover (instrument panel air brake control opening)	044E64	Extension (floor pan side)	11142-3, 113A23
Cover (instrument panel brake control speed sensor)	044G18		
Cover (instrument panel center opening)	04663	Extension (floor pan side rear)	11146-7
Cover (instrument panel cigar lighter opening)	04648	Extension (floor side inner member rear)	105A62

INDEX

PART NAME	GROUP NUMBER	PART NAME	GROUP NUMBER
E — Cont'd		G	
Extension (floor side member front)	10254-5	Gasket (front door inside panel access cover)	21132
Extension (floor side rear)	111A22-3	Gasket (vent air duct)	01999
Extension (front body hinge pillar)	02540	Gear (front seat adjuster)-driver	617C67
Extension (front body pillar lower rear)	02568-9	Glass (back window)	42004-6
Extension (front wheelhouse splash panel upper)	024A04-5	Glass (front door vent window)	21412-3
Extension (instrument panel center)	04597	Glass (front door window)	21410-1
Extension (instrument panel lower)	04644-5	Glass (quarter window)	42024
Extension (rear floor center interium rear member)	106A26	Glass (sun roof)	50054
Extension (roof horn headlining side)	52014	Glass (windshield)	03100-1
Extension (roof panel center reinforcement)	50296-7	Grille (back panel side air scoop opening)	40500-1
Extension (roof side inner rail)	51316-7	Grille (cowl top vent)	02228
Extension (side storage locker floor)	279C78-9	Grommet (front door latch knob)	21999
Extension (side storage locker front panel)	28640	Grommet (hose to front seat base)	625A26
Extension (upper back panel)	403A06	Grommet (instrument panel hand brake opening)	045D40
Extension (windshield header inner panel)	03488-9	Guide (door inside handle)	22628-9
Extension (windshield wiper opening inner panel)	023A18	Gusset (body latch pillar to rear floor)	281A76-7
Extension assy. (body front panel lower)	00190-1	Gusset (floor side inner member plate)	106A60-1
Extension assy. (body side panel lower)	28010-11	Gusset (quarter latch pillar upper)	28292-3
Extension assy. (cowl side panel)	022A44-5	Gusset (rear floor cross member)	403D34-5
Extension assy. (front wheelhouse panel)	02438-9	Gasket (rear floor side inner member)	101A58-9
Extension assy. (roof side rail rear)	513B55	Gusset (roof side rail front)	51258
Extension assy. (seat belt)	611C22	Gusset (roof side rail rear)	51258
F		Handle (back panel outside assist)	40346
Filler (back belt side intermediate rail)	41702-3	Handle (body side assist)	20038-9
Filler (back window frame)	422B40	Handle (front body panel outside assist)	40346
Filler (back window frame)	422B40	H	
Filler (body front pillar lower)	025A00-1	Handle (door inside pull)	26690
Filler (body side lock pillar opening)	279A78-9	Handle (door pull)	22666
Filler (eng. cover side panel)	105A20-1	Handle (front door inside)	22600-1
Filler (front body hinge pillar upper)	025A22-3	Handle (front door inside pull)	26690
Filler (front body lower panel to floor pan extension)	025A96-7	Handle (front door outside)	22404-5
Filler (quarter panel latch pillar)	281A24-5	Handle (front door vent window)	22916-7
Filler (quarter panel upper to roof rear side rail)	28088-9	Handle (front door window regulator)	23342
Filler assy. (front body pillar lower)	025A38-9	Handle (front seat back adjuster)-driver	61199
Floor pan (repair kit)	114A70	Handle (front seat track adjusting)	61753-5
Frame (back window)	42206	Handle (driver seat vertical adjuster)	61735
Frame (back window lower)	42232	Handle assy. (front door outside)	22400-1
Frame (back window side)	42222-3	Handle (passenger assist)	045B15-6
Frame (back window upper)	42220	Handle kit (front door outside)	22488
Frame (door vent opening)	20288-9	Hinge (body side step)	200A04-5
Frame (front door)	211A00-1	Hinge (instrument panel glove compt. door)	06050-1
Frame (front door air vent)	223A62	Hinge assy. (front door)	22800-11
Frame (front door lower)	211A14-5	Hinge assy. (front seat)-passenger	619A76
Frame (front door vent window)	21608-9	Hinge assy. (instrument cluster)	045D04
Frame (front seat)-driver	60094	Hinge Assy. (radiator filler door)	022A10
Frame (roof air vent)	50000	Hinge assy. (roof air deflector front)	500K25
Frame (roof glass)	500A24	Hinge assy. (storage compartment door)	280A70
Frame (roof vent bottom)	500A00	Hook (roof rail coat)	29024-5
Frame (roof vent side)	500A02	Hose (front seat adjuster)-driver	620A66
Frame (sleeping compt. air vent)	30218	Hose assy. (front seat adjusting)-driver	620A19
Frame (upper door window)	22202-3	Hose assy. (front seat cushion check)-driver	620A18
Frame (windshield lower)	03032	Housing (instrument panel ash receptable)	048B28
Frame (windshield side)	03018-9	Housing (instrument panel cupholder)	048C28
Frame assy. (front seat cushion)-driver	62507	Housing (instrument cluster rear)	042B80-1
Frame assy. (front seat)-passenger	62506	Housing assy. (instrument panel relay access cover)	044F50
Front assy. (body)	00120		

INDEX

PART NAME	GROUP NUMBER	PART NAME	GROUP NUMBER
I		L	
Insert (instrument panel cluster opening finish panel)	045F56	Loop (front seat belt retaining)	61222
Isolator (front seat track)	61706	Loop (sleeping compt. belt & buckle retaining)	54810
Insulator (floor pan sound)	11172	M	
Insulator (front floor pan heat)	11112	Member (body rear cross)	403C94
Insulation (sleeping compartment)	23706	Member (floor pan center front)	10684-5
	310A28	Member (floor pan corner center)	10624
Insulation (roof panel sound front)	54310	Member (floor pan corner rear)	107A94
Insulator (body bolt no. 1)	00149	Member (floor pan cross rear)	109A68-9
Insulator (body front panel)	00364-5	Member (floor side inner)	10110-1
Insulator (body side step)	20084	Member (floor side outer)	10120-1
Insulator (dash panel)	01670-1	Member (front floor cross front)	10692-3
Insulator (eng. cover side)	10500-1	Member (front floor cross rear)	107A94
Insulator (eng. cover top front)	10296	Member (rear floor cross)	403C96
Insulator (eng. cover top rear)	103A70	Member (rear floor inner cross)	403D12-3
Insulator (floor pan heat)	11112-3	Member assy. (floor cross inner)	10614
Insulator (floor pan lower)	10558	Moulding (back belt)	423A20-1
Insulator repair kit (rear body bolt)	00165	Moulding (back window garnish)	42410
K		Moulding (back window garnish lower)	42456
Key (door & ignition lock blank)	22053	Moulding (back window garnish side)	42416
Key (front door vent window latch handle)	22920	Moulding (console panel rear)	04736
KIT - refer to appropriate noun name		Moulding (console panel upper)	045A20-1
For example		Moulding (driver observation window garnish lower)	222K77
Handle kit (front door outside)	22488	Moulding (door stowage compartment)	20100
Knob (front door latch control rod)	21850	Moulding (door trim center)	20970-1
Knob (front door window regulator handle)	23352	Moulding (door trim upper)	21110-1
Knob (front seat adjusting)	617B70,	Moulding (door trim lower)	20956-7
	61753	Moulding (front body pillar drip)	02512-3
Knob (front seat suspension control)-driver	62038	Moulding (front door trim panel)	20971,
Knob (instrument panel ash receptacle)	04830		20996-7
Knob (instrument panel glove compt. door)	06164	Moulding (front door window garnish)	20904-5
L		Moulding (front door window garnish lower)	21056-7
Latch (front seat back panel eng. access door)	60208	Moulding (instrument panel)	04332-3
Latch (front seat back)	62648	Moulding (instrument panel lower)	04388
Latch (front seat back)-passenger	62130	Moulding (instrument panel upper)	044C26-7
Latch (instrument panel glove compt. door)	06072	Moulding (instrument panel upper cover retaining)	04296-7
Latch (storage compt. door)	280A72-3	Moulding (quarter trim panel)	290A42
Latch assy. (back window)	40860	Moulding (roof drip finish side)	51726
Latch assy. (front door)	21812-3	Moulding (roof drip front)	51724
Latch kit (front seat back adjusting)	60015	Moulding (roof drip rear)	51704
Latch kit (seat support glove compt. door)	061A90	Moulding (roof drip side)	51700-1
Letter (owner monogram inside)	20342	Moulding (roof glass garnish)	50092
Lever (front door latch actuating rod)	22384-5	Moulding (roof side garnish inner)	51752
Lever (front door latch operating)	21970	Moulding (roof trim front)	517C08-9
Lever (front seat adjusting actuating)	617C71	Moulding (roof trim rear)	517C04-5
Lever (front seat back cushion adjusting)-driver	611A83	Moulding (windshield garnish lower)	03626
Lever (front seat shock absorber)-driver	60304,	Moulding (windshield garnish upper)	03598-9
	603A44	Moulding (windshield outside belt)	03148-9
Lever (front seat suspension control spring)-driver	620A02	Moulding (windshield outside side)	03136-7
Lever (front seat weight adjusting)-driver	620A62	Moulding (windshield outside top)	03144-5
Link (cowl vent)	02121	Moulding assy. (front air foil)	001B02
Link (front door latch remote control)	21940-1	Moulding kit (front door outside rear edge)	20910
Link (front seat suspension equalizer arm)-driver	620A06-7	N	
Link (front seat suspension front)-driver	620A08-9	Nut (front seat suspension control screw)-driver	62057
Link (front seat suspension rear)-driver	620A10	O	
Link (front seat weight adjuster)-driver	620A70	Ornament (cowl side)	020A74
Link assy. (console door check)	06117	Ornament (door identification)	20802

INDEX

PART NAME	GROUP NUMBER	PART NAME	GROUP NUMBER
P		P — Cont'd	
Pad (door lock cylinder)	22042	Panel (instrument panel end)	04334-5
Pad (door remote control)	264K70	Panel (instrument panel finish)	04338-9
Pad (front door outside handle large)	22428-9	Panel (instrument panel finish lower)	044A10
Pad (front door outside handle small)	22448-9	Panel (instrument panel trim)	04400
Pad (front panel outside assist handle)	403D96	Panel (lower back)	40324-5, 40352
Pad (front seat shock absorber release latch)-driver	620A42	Panel (lower back center)	40262
Pad (front seat weight adjuster)-driver	617C73	Panel (lower back side)	40266-7
Pad & retainer assy. (instrument panel cluster side)	044D42	Panel (package tray)	46506-10
Pan (front floor)	11135, 11140-1	Panel (package tray to back side lower panel)	465A14-5
Pan (front seat back)-driver	61019	Panel (package tray to center back panel)	465A16
Panel (back)	40300	Panel (quarter)	27846-7
Panel (back inner)	40484	Panel (quarter latch pillar inner)	28390-1
Panel (back inner side)	40476-7	Panel (quarter panel inside rear)	278A10-1
Panel (back inner lower)	40492-3	Panel (quarter panel latch pillar)	281A30-1
Panel (back window header)	42034	Panel (roof)	50202
Panel (body front)	00320	Panel (roof header)	50210
Panel (body front repair)	00188	Panel (roof rail end finish)	517A94-5
Panel (body rocker)	10128-9	Panel (sleeping compt.)	403B24
Panel (body side step lower)	101K85-6	Panel (sleeping compt. floor)	310A74
Panel (door opening step)	200A10-1	Panel (storage compt. floor)	279C04-5
Pan (front seat back)-driver	61019	Panel (storage compt. front)	280A66-7
Panel (console)	045A36	Panel (storage compt. inner)	280A68-9
Panel (console panel top)	044D90	Panel (upper back side)	40254-5
Panel (cowl side)	02044-5	Panel (windshield center post outer)	03017
Panel (cowl side inner)	02038-9	Panel (windshield header inner)	03410
Panel (cowl side vent air)	02300-1	Panel (windshield header outer)	03422-3
Panel (cowl top)	02010	Panel (windshield header trim)	03504
Panel (cowl top inner)	02018, 02030	Panel assy. (back side lower)	40252-3
Panel (cowl top outer)	02012	Panel (windshield wipers opening quarter)	023A14-5
Panel (cowl top vent)	022A68	Panel assy. (body side rear corner)	280A58-9
Panel (dash)	01610	Panel assy. (body rear center lower)	403A61
Plate (front door window regulator support)	234A04	Panel assy. (body rear corner)	27824-5
Plate assy. (door check anchor)	235A48	Panel assy. (body side lower)	278B56-7
Panel (engine cover front)	10318	Panel assy. (convenience)	32400-1
Panel (engine cover rear)	10426	Panel assy. (door opening step)	101108-9
Panel (engine cover side)	10420-1	Panel assy. (engine cover top rear)	102A68
Panel (engine cover top)	102A14	Panel assy. (instrument)	04304
Panel (engine cover top)	10401	Panel assy. (instrument cluster)	042A82
Panel (front body pillar outer)	02506-7	Panel assy. (instrument panel cluster opening finish)	044D70
Panel (front body pillar outside finish)	025A52-3	Panel (instrument panel control mounting)	045D12
Panel (front door dispatch container)	44612	Panel assy. (sleeping compartment floor)	31340-1
Panel (front door inside lower)	202A68	Panel assy. (wheelhouse)	02020-1
Panel (front door inside upper)	20214-5	Panel assy. (windshield header)	03408
Panel (front door outside)	20200-1	Panel (windshield wiper opening inner)	03566-7
Panel (front seat back)-passenger	60600	Pillar (front body)	02500-1
Panel (front seat back support)	60170	Pillar (front body inner closing)	02622-3
Panel (front wheelhouse front)	02048-9	Pillar (front body lower rear)	02650-1
Panel (front wheelhouse splash)	02452	Pillar (front body upper)	02718
Panel (instrument)	04320	Pillar (front body upper inner)	02508-9
Panel (instrument panel A/C opening cover)	04474	Pillar (front body upper outer)	02516-7
Panel (instrument panel applique)	045C38	Pillar (rear corner)	41032-3
Panel (instrument panel ash receptacle trim)	04824	Pillar assy. (quarter latch)	28160-1
Panel (instrument panel cluster opening finish)	045C91	Pillar & reinforcement assy. (front body lower)	02514-5
		Pin (body pivot)	00264
		Pin (front door)	22840

INDEX

PART NAME	GROUP NUMBER	PART NAME	GROUP NUMBER
P — Cont'd		P — Cont'd	
Pin (front door check)	268A76	Plate (radiator filler door anchor)	022A42
Pin (front door hinge)	43030	Plate (rear floor cross member to side member reinforcement)	403D78
Pin (front seat back hinge)-driver	61088-9	Plate (roof air deflector mounting)	500A38-9
Pin (front seat back pivot)	611B24	Plate assy. (clutch pedal support mounting lower)	015A84
Pin (front seat base)-driver	620A24	Plate assy. (cowl top panel access hole cover)	023A82-3
Pin (front seat shock absorber adjusting)-driver	60466	Plate assy. (instrument panel steering column opening cover finish)	045E12
Pin (front seat shock absorber lower)-driver	620A54	Plug (floor pan seat belt anchor opening)	10034
Pin (front seat suspension control spring)-driver	62069	R	
Pin (side storage compartment door hinge)	281A90	Rack assy. (rear)	48000-1
Panel (door inner lower)	23890-1	Rail (back belt side)	41736
Pin (visor anchor)	04114	Rail (back belt side intermediate)	41894-5
Pivot (front door vent window upper)	22952-3	Rail (body side lower)	32218-9
Plate (body mounting)	002A16	Rail (front side inner)	513A30-1, 513A52-3
Plate (pivot anchor)	00284	Rail (roof rear)	513A58
Plate (body front pillar lower closing)	025K00-1	Rail (roof side inner rear)	513A20-1
Plate (cab pivot bearing access cover)	12177-8	Rail (roof side inner rear lower)	513A18-9
Plate (console panel name)	04742	Rail (roof side outer)	513A12-3, 51186-7
Plate (cowl bar end)	021A56	Rail (roof side rear)	513A16-7
Plate (cowl bar support)	021A98	Rail (roof side rear intermediate)	513B80-1
Plate (cowl side panel access hole cover)	02448	Rail assy. (roof rear)	513B06
Plate (cowl side vent mounting)	022A26	Rail assy. (roof side outer)	51218-9
Plate (dash panel opening cover)	017A42	Receptacle (console panel ash)	04810
Plate (eng. cover scuff)	105A76	Receptacle (instrument panel ash)	04810
Plate (floor pan foot rest anchor)	12008	Receptacle assy. (quarter ash)	30702
Plate (floor pan hole cover)	111A74	Register (cowl vent)	01820-1
Plate (floor side center inner member)	105A00	Regulator assy. (front door window)	23200-1
Plate (floor side front inner member)	105A02-3	Regulator assy. (door vent window)	23402-3
Plate (floor side inner member)	105A36-7	Reinforcement (back panel exhaust mounting lower)	403A14-5
Plate (floor side rear extension)	113B04-5	Reinforcement (back panel at brake valve mounting)	403W12
Plate (floor side rear inner member)	105B04-5	Reinforcement (back panel exhaust mounting side)	403E12-3
Plate (floor trans. cover)	12110	Reinforcement (back panel exhaust mounting upper)	403B98-9
Plate (front body pillar hinge anchor)	02638-9	Reinforcement (back panel side air scoop opening)	40278-9
Plate (front door arm rest finger tip)	24142	Reinforcement (back panel upper)	403B48
Plate (front door bottom wedge striker)	20390	Reinforcement (body front panel)	00292
Plate (front door hinge bolt access hole cover)	22826	Reinforcement (body side front step)	20020-2
Plate (front door inside panel cover)	21122	Reinforcement (body front panel center)	001K13
Plate (front door latch striker)	22008-9	Reinforcement (body side ladder)	278A48-9
Plate (front door latch striker tapping)	22024	Reinforcement (body back pillar)	28364-5
Plate (front door outside name)	25622	Reinforcement (body pillar hinge upper)	02554
Plate (front door scuff)	13208-9	Reinforcement (body rocker panel)	100K31-2
Plate (front door top wedge striker)	20368	Reinforcement (body side step center)	20036
Plate (front door window regulator handle)	23370	Reinforcement (brake pedal support dash panel)	01552
Plate (front seat adjusting retaining)	618A46-7	Reinforcement (cab rear)	46566
Plate (front seat back scuff)	61643	Reinforcement (cowl bar side)	021A84-5
Plate (front seat back side arm rest scuff)	64314	Reinforcement (cowl side air vent panel)	018A26-7
Plate (front seat back skid)-driver	61602	Reinforcement (cowl side panel)	024A14-5
Plate (front seat suspension control spring)-driver	62068	Reinforcement (cowl top panel)	02000
Plate (door hinge tapping)	22852	Reinforcement (cowl top outer panel extension)	022A08
Plate (heater opening cover)	01846	Reinforcement (door glass channel)	20196
Plate (instrument panel control name)	04465	Reinforcement (door pull handle)	218N12-3
Plate (instrument panel end)	045A64-5	Reinforcement (door vent window frame lower)	22352-3
Plate (instrument panel glove compt. door name)	04460	Reinforcement (dash panel brake master cylinder)	016B28
Plate (instrument panel hand brake opening cover)	045D42	Reinforcement (dash panel brake valve opening)	016B68
Plate (instrument panel heater control opening)	04477		
Plate (instrument panel stirring column finish lower)	04459		
Plate (quarter panel latch pillar)	281A04-5		

INDEX

PART NAME	GROUP NUMBER	PART NAME	GROUP NUMBER
R — Cont'd		R — Cont'd	
Reinforcement (dash panel to front floor pan)	016A22-3	Reinforcement (sleeping compt. side)	403A90-1
Reinforcement (door frame back opening)	22146	Reinforcement (sleeping compt. strap anchor)	46890
Reinforcement (engine cover panel center)	10422	Reinforcement (sleeping compt. upper)	403B48
Reinforcement (engine cover side)	113K94	Reinforcement (storage compt. opening front)	279C12-3
Reinforcement (eng. side cover panel)	103A43	Reinforcement (storage compt. opening rear)	279C68-9
Reinforcement (eng. top cover panel)	103A86	Reinforcement (upper back panel air hose mounting)	44604
Reinforcement (floor pan at air hose)	112A82	Reinforcement (upper back panel air valve mounting)	44602
Reinforcement (floor pan front)	11271	Reinforcement (upper back panel outer)	403B49
Reinforcement (floor pan front cross member)	10604-5	Reinforcement (upper back panel side)	403A90-1
Reinforcement (floor pan passenger seat track)	11248	Reinforcement (windshield header inner center)	03524
Reinforcement (floor pan rear cross member)	10946	Reinforcement (windshield header inner panel side)	035A24
Reinforcement (floor pan to seat rear)	112B11	Reinforcement (windshield header outer panel)	03444-5
Reinforcement (floor parking brake cable mounting)	11209	Reinforcement (windshield wiper opening side)	03468-9
Reinforcement (floor side inner member at body bolt)	10286-7	Reinforcement assy. (assist handle)	025K06
Reinforcement (floor side inner member plate)	105A30-1	Reinforcement assy. (back panel exhaust mounting lower inner)	403E34
Reinforcement (floor side member inner rear)	101B02	Reinforcement assy. (body front mounting inner)	00L06-7
Reinforcement (floor side outer member)	10132-3	Reinforcement assy. (dash panel clutch pedal support)	016A92
Reinforcement (floor trans. cover)	12118-9	Reinforcement assy. (door hinge on body)	22842-3
Reinforcement (front body hinge pillar)	02680-1	Reinforcement assy. (engine corner side panel front)	103A56-7
Reinforcement (front body pillar)	02690	Reinforcement assy. (floor side inner member front)	10418
Reinforcement (front body pillar upper)	02524-5	Reinforcement assy. (floor side inner member rear)	10562
Reinforcement (front door check arm)	235A62	Reinforcement assy. (front door window regulator plate)	23248
Reinforcement (front door front frame lower)	20196-7	Reinforcement assy. (instrument panel cluster opening)	04318
Reinforcement (front door front frame upper)	20168-9	Reinforcement assy. (side storage locker front)	280C66-7
Reinforcement (front door rear frame upper)	20170-1	Retainer (back panel trim panel center)	403D24
Reinforcement (front door hinge side)	20450	Retainer (back panel trim panel lower)	403D30
Reinforcement (front outside assist handle)	403B30	Retainer (back panel trim panel lower inner)	403D29
Reinforcement (front seat belt anchor)	61239	Retainer (back trim panel)	403D80
Reinforcement (front seat support to floor pan)	61798	Retainer (back trim panel lower side)	403E00
Reinforcement (instrument panel)	04545	Retainer (back window garnish moulding upper)	42468
Reinforcement (instrument panel assist handle)	045B14	Retainer (back window center)	42280
Reinforcement (instrument panel to dash)	04551	Retainer (body front air deflector)	001A12
Reinforcement (instrument panel lower)	04735	Retainer (body front panel seal)	001A88
Reinforcement (lower back panel)	40338	Retainer (body lift stone deflector)	00398
Reinforcement (lower back trim panel)	404A86	Retainer (body rear cover panel trim)	27880
Reinforcement (observation window)	223A66	Retainer (body side ash receptacle)	30742
Reinforcement (observation window frame lower)	223A64-5	Retainer (coat hook)	29232
Reinforcement (outside assist handle)	403D20-1	Retainer (door trim panel upper)	20966
Reinforcement (panel front side)	50232-3	Retainer (door vent window pivot)	22288-9
Reinforcement (quarter latch pillar)	28216-7	Retainer (door window regulator plate)	23324
Reinforcement (quarter latch pillar upper)	28176-7	Retainer (dash front sound absorber)	01691
Reinforcement (quarter panel)	28486-7	Retainer (engine housing side insulator)	101B56
Reinforcement (rear floor cross member)	403D04	Retainer (engine housing top insulator)	101B68
Reinforcement (rear floor cross member end)	403D58	Retainer (floor mat)	13132-3
Reinforcement (rear floor cross member to side member)	403D64	Retainer (floor pan lower heat insulator)	111B36
Reinforcement (rear floor rear cross member)	10760-1, 403D38-9	Retainer (floor pan side)	112B17
Reinforcement (roof air deflector mounting rear)	500A42	Retainer (floor trans. cover plate control cable opening seal)	12225
Reinforcement (roof panel center)	50244, 50290-1	Retainer (floor trans. retarder pedal opening seal)	12203
Reinforcement (roof side rail)	513A06	Retainer (front door bottom wedge)	202A76
Reinforcement (roof side intermediate rail)	513B94-5	Retainer (front door bottom wedge striker plate)	20398
Reinforcement (roof side rail)	513A06-7	Retainer (front door check strap)	235A36, 235A42
Reinforcement (sleeping compt. belt & buckle retaining loop)	54812	Retainer (front door glass run latch side)	21568-71, 222A00-1

INDEX

PART NAME	GROUP NUMBER	PART NAME	GROUP NUMBER
R — Cont'd		R — Cont'd	
Retainer (front door latch rod)	21952-4	Roller (front seat upper track support)-driver	61824
Retainer (front door latch striker anchor plate)	22021	Run (back window glass lower)	422A20, 422A36
Retainer (front door lock cylinder)	22023	Run (front and rear door glass hinge side)	21546
Retainer (front door outside handle button)	22459	Run (front door glass latch side)	21508
Retainer (front door outside handle button)	22459	Run (front door glass upper)	21536
Retainer (front door vent window)	22988-9	Run & bracket assy. (front door vent window division bar glass)	21538-9
Retainer (front door vent window weatherstrip)	21408-9		
Retainer (front door weatherstrip)	20586		
Retainer (front floor carpet center)	13100	S	
Retainer (front floor carpet front edge)	130A40	Scoop (roof front air vent)	50700
Retainer (front seat track adjusting handle)	618B58	Screen (sleeping compt. air vent)	019A58
Retainer (front seat track adjusting lever handle)	62060	Screen (vent air register)	02314
Retainer (heater console top ash receptacle)	30714	Screw (front seat adjusting)	618A38
Retainer (instrument panel A/C opening cover)	042A92	Screw (front seat adjusting torsion bar)	617C74
Retainer (instrument panel ash receptacle)	04826	Screw (front seat suspension control)-driver	62056
Retainer (instrument panel ash receptacle housing bracket)	048B42	Seal (back panel side to carb. air cleaner deflector)	40538
Retainer (instrument panel moulding)	04439	Seal (back window)	420A28
Retainer (instrument panel steering column finish)	045F945	Seal (back window glass side)	422A68
Retainer (lower back trim panel)	40471	Seal (battery cover access)	01645
Retainer (outside moulding back belt moulding)	40248	Seal (body front panel)	00366
Retainer (rear door glass run front)	25796-7	Seal (cowtop panel to hood side)	02822-3
Retainer (roof rail rear trim)	50924	Seal (eng. cover)	10320
Retainer (roof side inner rail trim panel rear)	52196	Seal (door hinge to body)	228A06
Retainer (roof side upper trim panel)	51952	Seal (floor accelerator pedal opening)	12205
Retainer (roof trim panel)	51989	Seal (floor pan accelerator opening)	113A52
Retainer (roof trim panel at vent)	52128	Seal (floor trans. cover plate)	12122-3
Retainer (roof trim panel front)	50980, 52118	Seal (front door air vent door)	50732
Retainer (roof trim panel front side inner)	519B22-3	Seal (front door at belt)	20564
Retainer (roof trim panel lower side)	52148	Seal (front door inner panel bottom drain)	20700
Retainer (roof trim panel rear)	50982	Seal (sleeping compt. to cab)	403B54
Retainer (roof trim panel side rear)	52136-7	Shaft (front seat back pivot)-driver	610B69
Retainer (side storage locker front panel carpet)	282B14	Shaft (front seat shock absorber release catch upper tube)-driver	620A52
Retainer (sleeping compt. curtain rod)	466A02	Shaft (front seat suspension)-driver	620A72
Retainer (sleeping compt. rear trim panel upper)	466A20	Shield (cab safety back cylinder)	23850
Retainer (sleeping compt. side rear trim panel lower)	311A80	Shield (door trim water)	237A04
Retainer (sleeping compt. side upper trim panel)	310A80	Shield (floor pan heat)	11442
Retainer (sleeping compt. strap)	46898	Shield (front door latch remote control mirror opening)	20334
Retainer (sleeping compt. trim panel at air vent)	31122	Shield (front door wiring)	20770
Retainer (windshield upper garnish moulding)	03552	Shield (front seat back)-driver	60762
Retainer assy. (roof headlining)	52006	Shield (vent air splash)	01883
Retainer & bracket (front door vent window division bar glass run)	223A24-5	Shield assy. (body bolt insulator heat)	001A76
Ring (front seat back adjust handle snap)-driver	611X99	Shim (body mount)	00145
Ring (front seat back hinge pin snap)-driver	610X88	Shim (front door latch striker plate)	265A06
Rivet (front door vent window division bar weatherstrip)	21524	Shim (front door top wedge)	20392
Rod (front door latch actuating)	22152-3	Shock absorber (front seat)-driver	60339
Rod (front door latch control to cylinder)	22134-5	Shock absorber kit (front seat release latch)-driver	60004
Rod (front door latch push button)	21852-3	Side storage locker (repair kit)	281B36-7
Rod (front seat adjusting)	617C72	Sill (floor side)	10136-7
Rod (front seat track tie)	61726	Sill (rear floor cross)	10608-9
Rod (front seat vertical adjusting rod)-driver	620A40	Sleeve (visor anchor pin)	04115
Rod (sleeping compt. curtain)	466A00	Sleeve (door window front regulator hinge)	23572
Rod assy. (door latch release)	219A30	Slide (front seat track)-driver	619A34
Rod assy. (front seat cushion)	618C00	Spacer (body bolt no. 1)	00130
Roller (front door window regulator arm)	23240	Spacer (body bolt rear)	00226
		Spacer (body partition bracket front)	001A14

INDEX

PART NAME	GROUP NUMBER	PART NAME	GROUP NUMBER
S — Cont'd		S — Cont'd	
Spacer (brake pedal support)	01518	Strip (roof trim panel side retaining)	50952
Spacer (door assist handle)	22608	Strip (roof trim retainer)	50966
Spacer (front door scuff plate)	13204-5	Stripe kit (body side)	20000
Spacer (front door vent window retaining screw)	21481	Support (back panel air duct)	452A28
Spacer (front seat back pivot arm)	60394	Support (back panel trim lower outer)	452A08
Spacer (front seat shock absorber lower)-driver	60309	Support (back panel trim upper outer and center)	45240
Spacer (front seat shock absorber upper)-driver	603A24	Support (body side step)	20062-3
Spacer (front seat shoulder strap anchor plate)	60228	Support (back panel upper)	404B22
Spacer (front seat support)	617C46	Support (brake pedal inner)	01544
Spacer (front seat support)-driver	60061-91	Support (brake pedal outer)	01500-8
Spacer (front seat suspension torsion bar)-driver	620A04	Support (door arm rest)	24116
Spacer (instrument panel end lower)	045A32	Support (cowl bar side)	021A90-1
Spacer (outside assist handle)	403D22	Support (cowl top panel inner)	023A78
Spacer (rear floor cross member)	403D40	Support (floor pan extension)	113A85
Spacer (side storage compartment door latch)	28642	Support (floor side inner member)	105A24-5
Spring (body side vent door)	019A29	Support (front floor mat center)	130A64
Spring (front door latch release lever)	219A74	Support (front seat back pivot)	617C04
Spring (front door latch remote control)	21910	Support (front seat cushion)	62580-1
Spring (front door latch toggle)	21872-3	Support (front seat)-driver	60094, 620A16
Spring (front door outside handle button & guide)	22462		
Spring (front door vent window locking handle)	22986	Support (front seat to floor)-passenger	62278
Spring (front door vent window pivot)	22926	Support (front seat track)-driver	61738
Spring (front door window handle)	22624	Support (front seat track outer to floor)-driver	62526
Spring (front seat adjusting actuating lever)	617C78	Support (front seat track upper)	617A38
Spring (front seat adjusting rod)-driver	620A26	Support (front wheel splash panel)	024A22
Spring (front seat back adjusting)	617C76	Support (instrument cluster printed circuit)	044H20-1
Spring (front seat back adjusting handle)-driver	610A15	Support (instrument panel to cowl vent front)	04536
Spring (front seat back latch)	61097	Support (quarter trim panel)	27932-3
Spring (front seat back return)-driver	617C03	Support (rear seat cushion lower)	61756
Spring (front seat back side arm rest support)	64322-3	Support (rear seat cushion upper)	617A56
Spring (front seat shock absorber)-driver	60350	Support (roof rear rail trim center)	519B58
Spring (front seat suspension control screw)-driver	62064	Support (roof rear rail trim outer)	519B54
Spring (front seat track assist)	61828	Support (roof trim panel)	52164
Spring (front seat track latch)	61883	Support (roof trim rear)	52101
Spring (front seat vertical adjusting)-driver	62008	Support (roof trim panel front)	52189
Spring (front seat vertical adjusting link)-driver	618C02	Support (seat to floor)	625A88
Spring (front seat weight adjuster)-driver	62008	Support (seat track inner)	61902
Spring (instrument panel glove compt. door)	06069	Support (seat track outer)	62058-9
Spring (instrument panel glove compt. door assist)	06112-3	Support (side storage locker floor)	279C02
Spring (visor arm clip)	04134	Support (side vent trim panel)	279C22-3
Step (body side rear)	20012	Support (sleeping compt. floor front)	311A50
Stop (front door vent window pivot)	22992	Support (sleeping compt. floor side)	311A46-7
Stop (front door window lower)	21758	Support (sleeping compt. rear trim panel)	466A26
Stop (front seat track)	61938	Support (sleeping compt. side trim panel)	46882
Strainer (back panel)	28288	Support (sleeping compartment side trim panel lower)	31140-1
Strainer (back panel center)	40260	Support (windshield lower garnish moulding)	03638
Strainer (door outside panel)	21204	Support assy. (back panel trim vertical)	452A44
Strainer (quarter panel)	280A50-1	Support assy. (front seat)	62506-7
Strap (front door check)	23504	Support assy. (front seat back side arm rest)	64308-9
Striker (door vent window)	302A08-9	Support assy. (instrument panel pad)	044E44
Striker (storage compt. door latch)	279C34-5	Support assy. (instrument panel radio)	044B94
Strip (back panel trim retainer)	40366	Support assy. (roof air deflector)	502P68
Strip (body side skid on battery carrier)	20002	Suspension assy. (front seat cushion mounting)	620A87
Strip (instrument panel cluster side pad retainer)	044F28	Suspension assy. (front seat lower)-driver	62087
		Suspension assy. (front seat upper)-driver	620A14

INDEX

PART NAME		GROUP NUMBER	PART NAME		GROUP NUMBER
T			W — Cont'd		
Tension lock-out kit		618C84	Weatherstrip (back window)		42052
Track assy. (front seat)		61704-5	Weatherstrip (back window glass)		42084
Tube (front seat shock absorber release latch upper suspension)-driver		620A58	Weatherstrip (body side vent)		018A92
			Weatherstrip (cowl vent)		02330
Tube (cowl side vent drain)		02207	Weatherstrip (door outer lower)		20272
Tube assy. (cowl side vent)		02855	Weatherstrip (driver observation window)		223A70
U			Weatherstrip (front door at belt)		21452-3
U Bolt (floor pan to frame front & rear)		12620	Weatherstrip (front door opening)		20530-1
V			Weatherstrip (front door vent window)		21448-9
Valve (door vent)		20892	Weatherstrip (front door vent window division bar)		21450
Valve (front seat cushion check)-driver		62086	Weatherstrip (front seat back panel eng. access door)		60206
Valve (front seat weight adjusting)-driver		620A76	Weatherstrip (quarter window glass)		42042
Valve (vent air)		01850-1	Weatherstrip (roof glass)		50080
Vent (air)		018A90	Weatherstrip (storage compt. door opening)		279C48
Vent (cowl side)		02104-5	Weatherstrip (windshield)		03110
Vent (cowl top)		018A18	Weatherstrip assy. (door opening)		20708
W			Wedge (front door bottom)		20378
Washer (front door vent window locking handle)		22982	Wedge (front door top)		20366
Washer (front door vent window pivot friction)		22963	Windlace assy. (instrument panel)		042A72
Washer (front seat track link)-driver		618C40			

C and CT Series

CAB ORDERING INSTRUCTIONS

- Equipment included with each cab may vary due to ongoing production changes.

Current production cabs are available for service. When ordering a cab the following information must be provided:

- Ordering dealer name, address and P&A code
- "Ship to" name and address (if not ordering dealer)
- Series and model description
- Vehicle serial number
- Cab configuration number
- Engine make, model and displacement
- Type of transmission, model and speeds
- Exterior paint (current colors only)
- Type of brakes (air or hydraulic)

Note: Submit this information by phone to the order processing center

EXTERIOR PAINT COLORS

Cabs are available in prime and current production paint colors for U.S. and in prime only for Canada. D.S.O. colors are not available. These cabs must be ordered in an alternative color, and the stripes, etc., must be added locally.

SKELETON CABS

YEAR	MODEL	CONFIGURATION NUMBER
90	C-CT800	SC-1

INCLUDES

- Primed sheet metal
- Doors

DOES NOT INCLUDE

- Glass
- Trim and hardware

PARTIALLY DRESSED CABS

YEAR	MODEL	INCLUDES	CONFIGURATION NUMBER
90	C-CT800		CP-1

INCLUDES

- Air vent system
- Brake pedal support
- Doors
- Tinted glass
- Hardware
- Instrument panel pad
- Inside rear view mirror
- Interior trim (roof and door)
- Mouldings (exterior)
- Paint (any current color)
- Arm rests-fold down-R.H. and L.H.

DOES NOT INCLUDE

- Fender apron supports
- Floor pan cover plate
- Hood hinges
- Outside mirrors
- Switches
- Windshield wiper mechanism
- Floor coverings
- Fuel tanks
- Instrument cluster
- Parking brake
- Windshield washers
- Wiring
- Seats
- Seat belts
- Visors

CF Series

- ° Equipment included with each cab may vary due to ongoing production changes.
- ° Only current production cabs are available for service.
- ° All complete service cabs are painted Diamond white

COMPLETE CABS

YEAR	BODY TYPE	PART NUMBER
90	CF-CFT600/800(Except Tractor) -- w/man. trans.	E9HZ 6000000-A
90	CF-CFT600/800(Except Tractor) -- w/auto. trans.	E9HZ 6000000-B
90	CF-CF700/800(Tractor) -- w/man. trans.	E9HZ 7000000-A
90	CF700/800(Tractor) -- w/auto. trans.	E9HZ 7000000-B

INCLUDES

- | | |
|--|--|
| <ul style="list-style-type: none"> Glass Complete doors with glass Vent windows Window regulators Door trim Door locks Roof ventilator cover Headlining Roof lamp Roof marker lamps Back panel trim Sun visors | <ul style="list-style-type: none"> Instrument trim panel Glove compartment--with cover and keys Ash tray Entry assist handles Air vent louvers and adapters, center and side Heater outlet ducts Sealing plugs Main wiring assembly with fuse module Cab latch safety switch assembly |
|--|--|

DOES NOT INCLUDE

- | | |
|--|--|
| <ul style="list-style-type: none"> Stripe decals Rear view mirrors Cab latch assembly Under floor insulation Fenders and splash guards Steps Carpets Steering column assembly Service and parking brake controls Defroster hoses Instrument panel and gauges General switches Heater and heater controls Windshield wiper motor and wiper arms Windshield washer reservoir Horns | <ul style="list-style-type: none"> Headlamps Front and flasher lamps General bulbs Radiator grille Hood assembly Front bumper Brake master cylinder Pedal assembly Control cables Seat belts Seats and seat fixing parts Fuse junction panel cover assembly Styled stack pipe |
|--|--|

SKELETON CABS

- ° The following skelton cabs are currently available for service.
- The skelton cabs are painted Diamond White and includes doors.
- Do not include hood panel, glass, trim and hardware

90	CF-CFT600/800(Except Tractor) -- w/man. trans.	E8HZ 6000001-A
90	CF-CFT600/800(Except Tractor) -- w/auto. trans.	E8HZ 6000001-B
90	CF700/800(Tractor) -- w/man. trans.	E8HZ 7000001-A
90	CF700/800(Tractor) -- w/auto. trans.	E8HZ 7000001-B

1990/
TRUCK SERIES 600/900

CL-CLT Series

CAB ORDERING INSTRUCTIONS

● Equipment included with each cab may vary due to ongoing production changes.
Current production cabs are available for service. When ordering a cab, the following information must be provided:

(COMPLETE CAB)

- Ordering dealer name, address and P and A code
- "Ship to" name and address (if not ordering dealer)
- Series and model description
- Cab configuration number
- Vehicle serial number
- Paint (current colors only)
- Trim color (owner/operator interior package only) charcoal or caramel
- Engine make and model

(IN ADDITION FOR SKELETON CABS SPECIFY)

- Type of transmission, model and speeds
- Provisions for air conditioning

Note: Submit this information by phone to the order processing center

EXTERIOR PAINT COLORS

Cabs are available in prime and current production paint colors for U.S. and in prime only for Canada. D.S.O. colors are not available. These cabs must be ordered in an alternative color, and the stripes, etc., must be added locally.

Service cabs for the CL-CLT series are equipped with standard cab mountings. If the parts on the original cab are for the Easy Riding Cab Air Suspension System and are not reuseable, the following parts must be ordered as required.

Qty. Req'd.	Part Number	Description
1	E0HZ 5A118-A	Bracket (cab forward hinge)-R.H.
1	E0HZ 5A118-B	Bracket (cab forward hinge)-L.H.
2	D8HZ 5B404-A	Bracket assy. (cab mounting to spring)
2	D8HZ 5B406-A	Gusset (cab mounting spring bracket)
2	D8HZ 5411-B	Bracket (cab to frame suspension arm)

In all instances when the truck is equipped with the Easy Riding Cab Air Suspension System, parts unique to the standard cab must be replaced by either the corresponding original or a new service replacement part. All cabs have pre-drilled holes in the sub-frame for both types of cab mountings.

SKELETON CABS

The following skeleton cabs are currently available for service. These skeleton cabs are primed and include doors, they do not include glass or trim.

YEAR	MODEL	CONFIGURATION NUMBER
90	64" BBC	SCL-1
90	88" BBC	SCL-2
90	110" BBC	SCL-3

CL-CT SERIES

COMPLETE CABS

The following complete cabs, fully trimmed, plumbed, wired and painted are currently available for service. A listing of equipment which is generally included with each base cab as well as the Owner Operator packages, instrumentation package and sleeper compartment appears on pages (5) and (6) of this section. Equipment which is specified as being included with each cab may vary due to ongoing production changes and deviations.

YEAR	MODEL	INCLUDES	CONFIGURATION NUMBER
90	64" BBC, standard ride	Bostrom Air driver seat, Bostrom non-suspended Passenger seat, rear window glass, observation glass-R.H. door, base level trim (Charcoal)	CL1
90	88" BBC, standard ride with manual A/C	Sleeper cab, Bostrom Air driver seat, Bostrom non-suspended passenger seat, intermediate trim (Tan/Saddle)	CL2
90	88" BBC, standard ride and owner/operator interior package	Sleeper cab, Bostrom Air hi-back driver and passenger seats, hi-level interior trim (Chestnut or Charcoal)	CL3
90	88" BBC, Standard ride, owner/operator interior & exterior packages & instrumentation packages	Sleeper Cab, Bostrom Air hi-back driver and passenger seats, hi-level interior trim (Chestnut or Charcoal)	CL4
90	110" BBC, Std. ride, owner/operator interior and exterior packages and exterior packages and instrument packages	Sleeper cab, Bostrom Westcoaster III hi-back driver and passenger seats, Hi-Level Interior trim (Chestnut or Charcoal)	CL5

CL-CLT SERIES

BASE CAB W/O SLEEPER

INTERIOR

INCLUDES

Manual air conditioner	Eng. cover-16 oz. carpet
Steering column	Observation windows
Arm Rest-RH & LH	Reversible key locks-ignition, doors and compartments
Two-way vent, driver's door	Driver's seat belt
Radio hot-post instrument panel	Charcoal seat trim-vinyl
Coat hook	Instrument cluster panel-walnut woodgrain
Integral molded lower panel map pocket-driver's door	Speedometer
Dispatch box w/light-driver's door	Tachometer
Dome light	Light control-toggle switches
Sun visors-RH/Center/LH	Air brake controls
Headlining and back panel-charcoal vinyl	Heater system
Door lock buttons	All air lines
Control console w/electric controls	All wiring looms
Windshield header package tray	Tractor package-hand control valve
Interior grab rails	Signal stat turn signal switch
Suspended clutch pedal	Oil temperature warning light and buzzer
Floor mat-vinyl coated rubber	Water temperature warning light and buzzer
Turn signal and emergency lamp flasher	Air cleaner restriction gauge
Windshield washer/wiper control-integral	Direct reading engine and oil temperature gauges
Cigar lighter-receptacle only	Accelerator pedal
Stowage compartment lamp	Air brake pedal and valve
Eng. cover-16 oz. carpet	Clutch pedal

DOES NOT INCLUDE

Steering wheel	Provisions for anti-skid
----------------	--------------------------

1990/
TRUCK SERIES 600/900

CL-CLT SERIES

EXTERIOR

INCLUDES

Dual air horns
Exterior grab rails
Flush-mounted door handles
Stowage compartments (88" and 110" BBC)
Tinted glass-all around-except observation windows

Windshield wiper-arms/blades/motors
Turn signal lamps-RH & LH
Cab clearance lights-5 pedestal roof mounted
Trailer light cable-7 wire
Trailer air lines

DOES NOT INCLUDE

Rear view mirrors

CAB CONSTRUCTION

INCLUDES

All aluminum
Floor pan and engine cover-.090 inch
Insulated engine cover and floor pan
Roof back panels/inner and outer doors-.050 inch
Front and quarter panel-.070 inch
Corrosion protection on steel reinforcements

Complete cab interior is lined with 7/8" thick sound absorbing temperature insulating material
Front cab hinges
Back cab supports

OWNER OPERATOR INTERIOR PACKAGE

INCLUDES

Unique carmel or charcoal interior
Brushed aluminum appliques
Sleeper bunk bright finish front moulding
Carpet-floor and engine cover
Color keyed sleeper curtains
Sleeper cigar lighter (receptacle only) and ash tray
Deluxe door trim panels
Sleeper compartment convenience tray
Sleeper compartment wardrobe (110" BBC only)
Deluxe trimmed sun visors
Door vent LH and sleeper vents-bright finish

LH reading lamp in sleeper
RH vanity mirror and lamp in sleeper
Inner spring mattress
Sport-type steering wheel (21")

OWNER OPERATOR EXTERIOR PACKAGE

INCLUDES

Bright turn signal mounting base
Dual Hadley air horns w/covers

Rectangular Dietz roof marker lights
Dual west coast stainless mirror with stainless auxilliary convex mirrors

INSTRUMENTATION PACKAGE

INCLUDES

Air pressure application gauge
Exhaust pyrometer gauge
Electric digital clock

Rear axle temperature gauge
Transmission temperature gauge

CL-CLT SERIES

SLEEPER COMPARTMENT

INCLUDES

- 1" sound absorption material between exterior and interior panels
- Full width 2 piece polyknit curtain
- Two dome lights
- RH/LH fresh air ventilator
- Heater and air conditioner with blower and control
- Insulated exterior stowage compartments with lights
- Two coat hooks
- Stowage compartments (each side under sleeper compartment)

F SERIES

CAB ORDERING INSTRUCTIONS

- Equipment included with each cab may vary due to ongoing production changes.

Current production cabs are available for service. When ordering a cab, the following information must be provided:

(COMPLETE CAB)

- Order dealer name, address and P and A code
- "Ship to" name and address (if not ordering dealer)
- Series and model
- Cab configuration number
- Exterior paint (current colors only)
- Engine make, model and displacement
- Transmission make, model and speeds

(IN ADDITION FOR SKELETON CABS SPECIFY)

- Type of brake system
- Provisions for air conditioning

Note: Submit this information by phone to the order processing center

EXTERIOR PAINT COLORS

Cabs are available in prime and current production paint colors for U.S. and in prime only for Canada. D.S.O. colors are not available. These cabs must be ordered in an alternative color, and the stripes, etc. must be added locally.

SKELETON CABS

The following skeleton cab is currently available for service. This skeleton cab is primed and includes doors

YEAR	MODEL	CONFIGURATION NUMBER
90	F600/800	SF-1

1990/
TRUCK SERIES 600/900

F SERIES

COMPLETE CABS

YEAR	MODEL	INCLUDES	CONFIGURATION NUMBER
90	F600/800 (gas) with hydraulic brakes, std. heater without A/C	Base cab (see description page 8)	F-11
90	F600/800 (gas) with hydraulic brakes and A/C	Base cab (see description page 8)	F-12
90	F600/800 (gas) with air brakes, std. heater without A/C	Base cab (see description page 8)	F-13
90	F600/800 (gas) with air brakes and A/C	Base cab (see description below)	F-14
90	F600/800 (FNH diesel) with hydraulic brakes, std. heater without A/C	Base cab (see description below)	F-21
90	F600/800 (FNH diesel) with hydraulic brakes and A/C	Base cab (see description below)	F-22
90	F600/800 (FNH diesel) with air brakes, std. heater without A/C	Base cab (see description below)	F-23
90	F600/800 (FNH diesel) with air brakes and A/C	Base cab (see description below)	F-24

BASE CAB

INCLUDES

Standard cab (custom and hi-level not available)
 Paint-dealer specifies current exterior paint code (one-color)
 Steering column
 Cab wiring
 Wiring for single electric horn
 Cigar lighter (receptacle only)
 Right and left hand visors
 Right and left hand arm rests
 Power steering
 Dash mounted parking brake
 Seat, full bench-standard vinyl (Chestnut or Charcoal)
 Instrument panel and door trim (Chestnut or Charcoal)
 Tachometer (electronic)
 Coat hook
 Dome light-with door courtesy light switches

Door lock buttons
 Reversible key-ignition
 Door latches
 Door panels (chestnut or charcoal)
 Deluxe instrument cluster
 Accelerator pedal (except w/FNH diesel)
 Parking brake on/off control
 Tinted glass all around
 Standard marker cab lights
 Assist handles R.H. and L.H.
 Door handles
 Door locks
 Windshield moulding-bright finish
 Windshield wipers and washers-two speed electric
 Padded dash (chestnut or charcoal)
 Glove box-integral

DOES NOT INCLUDE

Radio equipment
 Clock
 Mirrors
 Seat belts

Floor mats
 Hand control throttle
 Speedometer gears and lower cable
 Running boards
 Steering wheel

L-LA-LL-LN-LNT-LS-LT-LTA-LTL-LTS SERIES

CAB ORDERING INSTRUCTIONS

- Equipment included with each cab vary due to ongoing production changes.

Current production cabs are available for service. When ordering a cab the following information must be provided:

(COMPLETE CAB)

- Ordering dealer name, address and P and A code
- "Ship to" name and address (if not ordering dealer)
- Series and model description
- Cab configuration number
- Vehicle serial number
- Paint (current colors only)
- Engine make, model and displacement (gas models only)

(IN ADDITION FOR SKELETON & PARTIALLY DRESSED CABS SPECIFY)

- Type of brake system
- Type of instrument panel (city delivery or linehaul)
- Provision for air conditioning
- Type of transmission, model and speeds

Note: Submit this information by phone to the order processing center

EXTERIOR PAINT COLORS

Cabs are available in prime and current production paint colors for U.S. and in prime only for Canada. D.S.O. colors are not available. These cabs must be ordered in an alternative color, and the stripes etc., must be added locally.

SKELETON CABS

The following skeleton cabs are currently available for service. These skeleton cabs are primed and include doors. They do not include glass or trim.

NOTE: SKELETON CABS AVAILABLE WITH DIESEL ENGINE ONLY

YEAR	MODEL	CONFIGURATION NUMBER
90	LN-LNT700/900	SL 1
90	L-LA-LS-LT-LTS-LTL800/900	SL 2

L-LA-LL-LN-LNT-LS-LT-LTA-LTL-LTS SERIES

COMPLETE CABS

The following complete cabs, fully trimmed, plumbed (for single rear axle vehicles) wired and painted are currently available for service.

A listing of equipment which is generally included with each base custom cab appears on page 12 of this section.

YEAR	MODEL	INCLUDES	CONFIGURATION NUMBER
90	L-LA-LS-LT-LTS900 (diesel), with integral A/C	Intermediate Level Trim (Tan/Chestnut)	LT1
90	L-LA-LS-LT-LTS900 (diesel), without A/C	Intermediate Level Trim (Tan/Chestnut)	LT2
90	L-LS-LT-LTS900 (diesel), without A/C	Base Level Trim (Charcoal)	LT3
90	LTL900 Hi-Level Custom Interior Custom Exterior Trim	Bostrum Air-Ride Hi-Back Driver & Passenger Seats Charcoal or Caramel Trim	LTL1
90	LN-LNT900, with integral A/C	Intermediate Level Trim (Tan/Chestnut)	LN1
90	LN-LNT900, without A/C	Intermediate Level Trim (Tan/Chestnut)	LN2
90	LN-LNT900, without A/C	Base Level Trim (Charcoal)	LN3
90	L-LS-(DSO) LT-LTS800(diesel), air brakes system without A/C	Fleet Instrument Panel, Bostrum Westcoaster III Lo-Back Driver Seat, Intermediate Level Trim (Tan/Chestnut)	L8A
90	L-LS-(DSO) LT-LTS800(Diesel), air brake system without A/C	City Delivery Dash, Bostrum Westcoaster III Lo-Back Driver Seat Delete Tractor Package, Base Level Trim (Charcoal)	L8B
90	LN-LNT800 (diesel), air brake system, without A/C	Fleet Instrument Panel, Bostrum Westcoaster III Lo-Back Driver Seat, Intermediate Level Trim (Tan/Chestnut)	LN8A
90	LN-LNT800 (diesel), air brake system without A/C	City Delivery Dash, Bostrum Westcoaster III Lo-Back Driver Seat, Delete Tractor Package, Base Level Trim (Charcoal)	LN8B
90	LN700 (diesel), with hydraulic brakes, without A/C	Fleet Instrument Panel, Bostrum Westcoaster III Lo-Back Driver Seat, Delete Tractor Package, Intermediate Level Trim (Tan/Chestnut)	LN7A
90	LN700 (diesel), with air brakes, without A/C	City Delivery Dash, Bostrum Westcoaster Lo-Back Driver Seat, Base Level Trim (Charcoal)	LN7B

1990/
TRUCK SERIES 600/900

L-LA-LL-LN-LNT-LS-LT-LTA-LTL-LTS SERIES

YEAR	MODEL	INCLUDES	CONFIGURATION NUMBER
------	-------	----------	----------------------

BASE CUSTOM CAB
INTERIOR

INCLUDES

Heater Hoses Air Pack Arm Rest-R.H. and L.H.* Coat Hook Dome Light w/L.H. door operated switch* Fresh air heater and defroster (High-output with/diesels and/or air conditioning) All weather ventilation Emergency lamp flasher Padded instrument panel Sun visors-dual vinyl Headling Seats All 7000s and 8000s-HD vinyl Bostrum Westcoaster III lo-back All 9000's-Bostrum lo-back drivers seat- knitted vinyl Steering column-adjustable (900 series only) Back of Cab trim panel and junction box cover-drivers side only Cab back panel insulation*	Reversible key locks-both doors and ignition Double yoke safety door latches Instrument panel -Linehaul panel (900 Series)-w/removable air-pac and hinged gauge and circuit breaker panels -Fleet panel (optional on 700/900 series)-w/removable air pac -City panel (optional on 700/900 series)-w/removable air-pac Parking brake on/off control -Map pocket-dual Cigarette lighter *receptacle only Turn signal switch Brake and clutch/pedals Warning lights and buzzer (oil pressure and water temperature) and oil temperature gauge Steering wheel included with LTL Series cab only Assist handles-dual (bright) Doghouse (LTL900 only) Carpeting (LTL900 only)
---	--

DOES NOT INCLUDE

Steering wheel (except LTL Series)
 Back of cab trim panel on cabs equipped with driver's seat only
 Provisions for anti-skid
 Floor mats (except LTL Series)
 Seat belts
 Differential lock-out switch for tandem axle vehicles (w/air brakes)

EXTERIOR

INCLUDES

Assist handle-bright finish-R.H. and L.H. Windshield wipers Windshield washers Cab Marker lights-5 Horn-single electric and dual air	Push button exterior door handles Bright windshield moulding Tinted Glass Air tanks (w/air brake models) Firewall electrical junction box Tractor package (optional)
--	---

DOES NOT INCLUDE

Running boards
 Cowl side panels (LN Series)

CAB CONSTRUCTION

INCLUDES

All steel Rust and corrosion protection-electrocoat process	Insulation
--	------------

* Denotes Custom Cab items

1990/
TRUCK SERIES 600/900

BODY SECTION 000 13

YEAR	MODEL/RESTRICTIONS	PART NUMBER	DESCRIPTION	QTY.
000L06-7 REINFORCEMENT ASSY. (BODY FRONT MOUNTING INNER)				
90	CF-CFT600/800	(RH) E6HZ 60000L06-A	(LH) E6HZ 60000L07-A	1
001N01 BRACKET ASSY. (BODY MOUNTING)				
90	CF-CFT600/800	E6HZ 60001N01-A		2
001A04 KIT (DEFLECTOR ASSY.-ROOF AIR)				
90	L-LA-LL-LN-LNT-LS-LT-LTA-LTL-LTS700/900 -- w/roof air deflector or aerodynamics package	E5HZ 90001A04-A	For replacement of production installed air deflector only	1
001A06 AIR FOIL ASSY. (FRONT)				
90	LA-LTA900	E9HZ 90001A06-A		1
001A08-11 BRACKET (BODY FRONT AIR DEFLECTOR)				
90	CF-CFT600/800 -- w/body side air deflector	(RH) E6HZ 60001A08-B	(LH) E6HZ 60001A09-A	Lower 1
		(RH) E6HZ 60001A10-B	(LH) E6HZ 60001A11-A	Upper 1
90	CL-CLT900 -- w/roof air deflector	E8HZ 90001A10-A	Upper-1 3/4" x 35 1/2"	2
90	L-LA-LL-LN-LNT-LS-LT-LTA-LTL-LTS700/900 -- w/roof air deflector			2
90	L-LN-LNT-LT900 -- w/roof air deflector	D7HZ 90001A10-C	Upper-4 1/4" x 7 1/8"	2
90	LTL900 -- w/roof air deflector			1
001K13 REINFORCEMENT (BODY FRONT PANEL CENTER)				
90	CL-CLT900	E0HZ 90001K13-A		1
001A14 SPACER (BODY PARTITION BRACKET FRONT)				
90	CL-CLT900 -- w/roof air deflector	D8HZ 90001A14-A	Swivel	2
90	L-LN-LNT-LT-LTS900 -- w/roof air deflector			2
90	LTL900 -- w/roof air deflector			2
90	LA-LTA800/900			2
00120 FRONT ASSY. (BODY)				
90	B-F600/800(Cowl) -- FNH diesel	F0HZ 6000120-A		1
90	B-F600/800(Cowl) -- Gas	F0HZ 6000120-B		1
90	C-CT800	E7HZ 6000120-C		1
001A24 Refer to group 5A378 in Chassis Section				
001A26 BRACKET (AIR FOIL ASSY. FRONT)				
90	LA-LTA900	E8HZ 90001A26-A		1
00130 SPACER (BODY BOLT NO. 1) - Also refer to Body Bolt Chart at the end of Section 100				
90	F600/800,FT800/900	E0TZ 6000130-A		2
90	L-LA-LL-LN-LNT-LS-LT-LTA-LTL-LTS700/900	E4HZ 5000130-A		2
00134 Refer to Body Bolt Chart at the end of Section 100				
00149 INSULATOR (BODY BOLT NO. 1) - Also refer to Body Bolt Chart at the end of Section 100				
90	L-LA-LL-LN-LNT-LS-LT-LTA-LTL-LTS700/900	D0HZ 8000149-A	Steel and rubber- round-3" O.D.	2
001A76 SHIELD ASSY. (BODY BOLT INSULATOR HEAT)				
90	LN-LNT900 -- diesel	F0HZ 90001A76-A		1
		*55980-S36	Screw-hex. washer head-1/4"-14 x 3/8"	3
00188-9 PANEL (BODY FRONT REPAIR)				
90	C-CT800	E4HZ 6000188-A		1
90	CL-CLT900	(RH) E1HZ 9000188-A	(LH) E1HZ 9000189-A	1
00190-1 EXTENSION ASSY. (BODY FRONT PANEL LOWER)				
90	C-CT800	(RH) E0HZ 6000190-A	(LH) E0HZ 6000191-A	1
90	CL-CLT900	(RH) D8HZ 9000190-A	(LH) D8HZ 9000191-A	1
002A16 PLATE (BODY MOUNTING)				
90	CF-CFT600/800	E6HZ 60002A16-A		2
00226 SPACER (BODY BOLT REAR)				
90	LN700/900	D0HZ 5000226-A		2

1990/
TRUCK SERIES 600/900

YEAR	MODEL/RESTRICTIONS	PART NUMBER	DESCRIPTION	QTY.
00254-5 BEARING (BODY PIVOT ON BODY)				
90	C-CT800	(RH) D2KZ 6000254-A	(LH) B9TZ 9100255-A	1
		★56348-S2	Bolt-hex. head-3/8" -16 x 3 3/16"	4
		382535-S100	(MM-173-MX)-nut-3/8" -16	4
00258-9 BRACKET (FRONT BODY LOWER EXTENSION INNER MOUNTING)				
90	CL-CLT900	(RH) D8HZ 9000258-A	(LH) D8HZ 9000259-A	1
002A58-9 BRACKET (FRONT BODY LOWER EXTENSION OUTER MOUNTING)				
90	CL-CLT900	(RH) D9HZ 90002A58-A	(LH) D8HZ 90002A59-A	1
00262 BUSHING (BODY PIVOT PIN)				
90	C-CT800	B7T 9100262-A		2
00264 PIN (BODY PIVOT)				
90	C-CT800	B7T 9100264-A		1
90	CL-CLT900		Refer to group 5A372 in Chassis Section	
00284 PLATE (BODY PIVOT ANCHOR)				
90	CF-CFT600/800	E6HZ 6000284-A	Rear	2
		E6HZ 6000284-B	Front	2
00292 REINFORCEMENT (BODY FRONT PANEL)				
90	CL-CLT900	D8HZ 9000292-A		1
00320 PANEL (BODY FRONT)				
90	CF-CFT600/800	E6HZ 6000320-A	Lower	1
		E6HZ 6000320-B	Upper	1
00331 SHIM (BODY BOLT)				
90	B-F600/800,FT800/900	E2HZ 6000331-A		2
00334 BRACKET (BODY LIFT)				
90	CL-CLT900	D8HZ 9000334-A	R.H.	1
00364-5 INSULATOR (BODY FRONT PANEL)				
90	CL-CLT900	(RH) D8HZ 9000364-A	(LH) D8HZ 9000365-A	1
00366 SEAL (BODY FRONT PANEL)				
90	CF-CFT600/800	E6HZ 6000366-A	Panel	1
		E6HZ 6000366-B	Hinge	2
00386 Refer to group 5A367 in Chassis Section				
01454 DUCT (VENT AIR)				
90	L-LA-LL-LN-LNT-LS-LT-LTA-LTL-LTS700/900	D2HZ 6001454-A		1
01508 SUPPORT (BRAKE PEDAL OUTER)				
90	CF-CFT600/800	E6HZ 6001508-A		1
90	C-CT800	C1TZ 9101508-A	Brake or clutch	1or2
90	B-F-FT600/900 -- w/hyd. brakes	E3TZ 6001508-A		1
90	B-F600/800,FT800/900 -- w/air brakes	E3TZ 6001508-B		1
90	L-LA-LL-LN-LNT-LS-LT-LTA-LTL-LTS700/900	E8HZ 8001508-A		1
90	CL-CLT900	D8HZ 9001508-A		1
90	C-CT800	57140-S2	(B-340-H)-screw & washer-5/16" -18 x 1"	AR
		359613-S2	(MM-205)-nut & retainer-5/16" -18	AR
015A12 BRACKET ASSY. (CLUTCH PEDAL SUPPORT TO FRONT PANEL)				
90	CF-CFT600/800 -- w/exhaust brake	E6HZ 60015A12-A		1
90	CL-CLT900	D8HZ 90015A12-A		1
01518 SPACER (BRAKE PEDAL SUPPORT)				
90	C-CT800	E4HZ 9001518-B		1
01524 BRACE (BRAKE PEDAL SUPPORT)				
90	B-F600/800,FT800/900	E8HZ 6001524-A		1
90	L-LA-LL-LN-LNT-LS-LT-LTA-LTL-LTS700/900	D0HZ 8001524-B		1

1990/
TRUCK SERIES 600/900

YEAR	MODEL/RESTRICTIONS	PART NUMBER	DESCRIPTION	QTY.
01544 SUPPORT (PEDAL INNER)				
90	C-CT800 -- single hydraulic or air brakes	E4HZ 5001544-B	Brake	1
90	C-CT800	E4HZ 5001544-C	Clutch	1
90	C-CT800	42789-S8	(U-10)-screw & washer-hex. head-5/16"-18 x 3/4"	6
		20426-S8	(B-55)-bolt-hex. head-5/16"-18 x 1 1/4"	1
		359613-S2	(MM-205)-nut & retainer-5/16"-18	6
		33797-S7	(M-50)-nut-hex.-5/16"-18	1
		44722-S8	(X-19)-washer-flat-5/16"	1
01552 REINFORCEMENT (BRAKE PEDAL SUPPORT DASH PANEL)				
90	L-LA-LN-LNT-LS-LT-LTA-LTL-LTS700/900 -- w/hydraulic brakes	FOHZ 8001552-B		1
90	L-LA-LN-LNT-LS-LT-LTA-LTL-LTS700/900 -- w/air brakes	FOHZ 8001552-A		1
90	CL-CLT900		Refer to group 016A92	1
015A84 PLATE ASSY. (CLUTCH PEDAL SUPPORT MOUNTING LOWER)				
90	CL-CLT900	D8HZ 90015A84-A		1
01610 PANEL (DASH)				
90	B-F600/800(84) -- FTO diesel	E7HZ 6001610-J		1
90	F600/800,FT800/900 -- FNH diesel, w/o A/C or high capacity heater	E7HZ 6001610-G		1
90	F600/800,FT800/900 -- FNH diesel, with A/C or high capacity heater	E7HZ 6001610-H		1
90	F600/800,FT800/900 -- except FNH diesel, w/o A/C or high capacity heater	E7HZ 6001610-K		1
90	F600/800,FT800/900 -- except FNH diesel, w/A/C or high capacity heater	E7HZ 6001610-L		1
90	C-CT800	E4HZ 6001610-B		1
90	CF-CFT600/800	E6HZ 6001610-A		1
90	L-LA-LL-LN-LNT-LS-LT-LTA-LTL-LTS700/900 -- w/air brakes	FOHZ 8001610-A		1
90	L-LA-LL-LN-LNT-LS-LT-LTA-LTL-LTS700/900 (exc FNH diesel) -- w/hydraulic brakes	FOHZ 8001610-B		1
90	L-LA-LL-LN-LNT-LS-LT-LTA-LTL-LTS700/900 (FNH diesel) -- w/hydraulic brakes	FOHZ 8001610-C		1
90	C-CT800	★357042-S	(PP-2)-plug button for 13/16" hole	2
90	B-F600/800,FT800/900	★359836-S	Plug button for 9/16" x 13/16" hole	6
		379286-S	(PP-2-C)-plug button for 3/8" hole	1
		377935-S	(PP-2-D)-plug button for 1/2" hole	3or4
		★376966-S	(PP-3-D)-plug button for 5/8" hole	1
		★357042-S	(PP-3)-plug button for 13/16" hole	2
		377949-S	(PP-3-F)-plug button for 7/8" hole	2
	378444-S	(PP-3-H)-plug button for 1 1/8" hole	1	
01619 COVER (BATTERY ACCESS)				
90	C-CT800	B7T 9101619-A		1
016A22-3 REINFORCEMENT (DASH PANEL TO FRONT FLOOR PAN)				
90	B-F600/800,FT800/900 -- hydraulic brakes	E7HZ 60016A22-A		1

1990/
TRUCK SERIES 600/900

YEAR	MODEL/RESTRICTIONS	PART NUMBER	DESCRIPTION	QTY.
016A22-3 REINFORCEMENT (DASH PANEL TO FRONT FLOOR PAN) — Cont'd				
90	B-F600/800,FT800/900 -- w/air brakes		Refer to group 016B68	
90	CF-CFT600/800	(RH) E7HZ 60016A22-B	(LH) E7HZ 60016A23-A	1
90	L-LA-LL-LN-LNT-LS-LT-LTA-LTL-LTS700/900 -- w/hydraulic brakes	E4HZ 80016A23-A	Parking brake mounting	1
90	L-LA-LL-LN-LNT-LS-LT-LTA-LTL-LTS700/900	(RH) F0HZ 80016A22-A	(LH) F0HZ 80016A23-A	1
01645 SEAL (BATTERY ACCESS COVER)				
90	C-CT800	B7T 9101645-A		1
016A50 EXTENSION (DASH PANEL TO CLUTCH PEDAL SUPPORT REINFORCEMENT)				
90	CL-CLT900	D8HZ 90016A50-A		1
016B68 REINFORCEMENT (DASH PANEL BRAKE VALVE OPENING)				
90	B-F600/800,FT800/900	E0TZ 60016B68-A		1
01670-1 INSULATOR (DASH PANEL)				
90	B-F600/800(84) -- FNH diesel	E7HZ 6001670-F	One piece design	1
90	F600/800,FT800/900 -- except FNH diesel	E7HZ 6001670-G	One piece design	1
90	L-LA-LL-LN-LNT-LS-LT-LTA-LTL-LTS700/900	(RH) E7HZ 8001670-A	(LH) F0HZ 8001671-A	1
016A78 EXTENSION (DASH PANEL TO INSTRUMENT PANEL)				
90	C-CT800	C1TZ 91016A78-A		1
		*359836-S	Plug button for 9/16" x 27/32" hole	2
01691 RETAINER (DASH FRONT SOUND ABSORBER)				
90	F600/800,FT800/900	C8ZZ 6501691-A		AR
90	L-LA-LL-LN-LNT-LS-LT-LTA-LTL-LTS700/900	D9HZ 8001691-A		1
016A92 REINFORCEMENT ASSY. (DASH PANEL CLUTCH PEDAL SUPPORT)				
90	CL-CLT900	D8HZ 90016A92-A		1
90	B-F600/800(84)	E4TZ 60016A92-A		1
01726-7 BRACE (DASH PANEL TO FRAME)				
90	C-CT800	(RH) B9TB 9101726-A	(LH) C1TZ 9101727-A	1
017A42 PLATE (DASH PANEL OPENING COVER)				
90	CF-CFT600/800	E6HZ 60017A42-A		1
01750 EXTENSION (DASH PANEL TO FLOOR)				
90	C-CT800	E4HZ 6001750-A		1
01836 DOOR ASSY. (VENT REGISTER)				
90	C-CT800	B7T 9101836-B		1
		*353907-S	Bumper	1
		*56910-S2	Screw-round washer head-No. 8-18 x 1/2"	2
01883 SHIELD (VENT AIR SPLASH)				
90	LN-LNT700/900	D0EZ 5001883-C		1
01890 CONTROL (VENT AIR OUTLET DUCT)				
90	C-CT800	D3KZ 6001890-A		1
018A90 VENT (AIR)				
90	CF-CFT600/800	E7HZ 60018A90-B		1
90	L-LN-LNT-LS-LT-LTL-LTS700/900	D8HZ 90018A90-B		1
90	CL-CLT900	D9HZ 90018A90-A	R.H.-front door-bright finish	1
90	CL-CLT900 -- 88",110" BBC		R.H. and L.H.-quarter panel	2
90	CL-CLT900	D9HZ 90018A90-B	L.H.-door painted finish	1
018A92 WEATHERSTRIP (BODY SIDE VENT)				
90	CL-CLT900	D8HZ 90018A92-A	R.H. and L.H.-quarter panel	2

1990/
TRUCK SERIES 600/900

BODY SECTION 000 17

YEAR	MODEL/RESTRICTIONS	PART NUMBER	DESCRIPTION	QTY.
01916-7 COLLAR (VENT AIR)				
90	CL-CLT900	(RH) E0HZ 9001916-A	(LH) E0HZ 9001917-A Door-paint to match	1
90	CL-CLT900 -- 88", 110" BBC	E7HZ 9001916-A	Chestnut-quarter panel	2
		E4HZ 9001916-A	Dark charcoal-quarter panel	2
		E7HZ 9001916-B	Light charcoal-quarter panel	2
		E4HZ 9001916-C	Tan-quarter panel	2
01999 GASKET (VENT AIR DUCT)				
90	F600/800,FT800/900	C7TZ 8101999-A		1
90	L-LA-LL-LN-LNT-LS-LT-LTA-LTL-LTS700/900			1
02000 REINFORCEMENT (COWL TOP PANEL)				
90	L-LA-LL-LN-LNT-LS-LT-LTA-LTL-LTS700/900	D0HZ 8002000-A		1
02010 PANEL (COWL TOP)				
90	B-F600/800(84)		Serviced in assy. --refer to group 00120	
90	F600/800(81),FT800/900	E4TZ 6002010-B		1
020A10-1 EXTENSION (COWL TOP OUTER)				
90	B-F600/800,FT800/900	(RH) E8HZ 60020A10-A	(LH) E0TZ 60020A11-A	1
02012 PANEL (COWL TOP OUTER)				
90	B-F600/800(84)	E4TZ 6002012-A		1
90	F600/800,FT800/900	E8HZ 6002012-A		1
90	L-LA-LL-LN-LNT-LS-LT-LTA-LTL-LTS700/900 "Before 11/89"	D8HZ 8002012-A		1
90	L-LA-LL-LN-LNT-LS-LT-LTA-LTL-LTS700/900 "From 11/89"	F0HZ 8002012-A		1
02018 PANEL (COWL TOP INNER)				
90	F600/800,FT800/900		Refer to groups 02030 and 02408	
90	L-LA-LL-LN-LNT-LS-LT-LTA-LTL-LTS700/900	E7HZ 8002018-A		1
02020-1 PANEL ASSY. (WHEELHOUSE)				
90	C-CT800	(RH) D8HZ 6002020-A	(LH) E1HZ 6002021-A	1
90	C-CT800	379286-S	(PP-2-C)-plug button for 3/8" hole	6
02038-9 PANEL (COWL SIDE INNER)				
90	F600/800(81),FT800/900	(RH) E0TZ 6002038-A	(LH) E0TZ 6002039-A	1
90	B-F600/800(84)	(RH) E0TZ 6002038-B	(LH) E0TZ 6002039-B	1
90	L-LA-LL-LN-LNT-LS-LT-LTA-LTL-LTS700/900	(RH) E8HZ 8002038-A	(LH) E8HZ 8002039-A	1
				1
02044-5 PANEL (COWL SIDE)				
90	F600/800,FT800/900	(RH) E8HZ 6002044-A	(LH) E8HZ 6002045-A	1
02048-9 PANEL (FRONT WHEELHOUSE FRONT)				
90	B-F600/800 -- w/tilt front end	(RH) E8HZ 6002048-A	(LH) E8HZ 6002049-A	1
020A50-1 COVER (COWL TOP PANEL ACCESS HOLE)				
90	F600/800,FT800/900	(RH) E0TZ 10020A50-A	(LH) E0TZ 10020A51-A	1
020A62 BRACE (COWL SIDE PANEL)				
90	L-LT800/900	D0HZ 80020A62-A		2
90	LTL900			2
020A74 ORNAMENT (COWL SIDE) - Incl. attaching parts				
90	B-F600/800,FT800/900	E7HZ 60020A74-A	"370-2V"	2
		E7HZ 60020A74-C	"429-4V"	2
90	LN700 -- w/FNH diesel	E7HZ 70020A74-A	"L7000-Diesel" w/Ford oval	2
90	LTL900	E7HZ 90020A74-A	"Ford LTL9000"	2
90	L-LL-LN-LNT-LS-LT-LTS800/900 -- diesel	E7HZ 80020A74-A	"L8000-diesel" w/Ford oval	2
90	L-LL-LN-LNT-LS-LT-LTS800 -- except FNH diesel	E7HZ 80020A74-B	"L8000"	2
90	L-LL-LN-LNT-LS-LT-LTS900 -- diesel	E7HZ 90020A74-B	"L9000"	2
90	LA-LTA900	E8HZ 90020A74-A	"AEROMAX-L9000"	2
020A76-7 BRACKET (COWL TOP TO RADIATOR SUPPORT BRACKET)				
90	F600/800 -- w/tilt front end	(RH) E4HZ 60020A76-A	(LH) E4HZ 60020A77-A	1

JULY, 1989

COPYRIGHT © 1989-

FORD MOTOR
COMPANY

-DEARBORN, MICHIGAN

NEW ISSUE

1990/
TRUCK SERIES 600/900

YEAR	MODEL/RESTRICTIONS	PART NUMBER	DESCRIPTION	QTY.
02096-7 EXTENSION (COWL SIDE VENT AIR PANEL)				
90	L-LN-LNT-LT-LTS700/900	(RH) D0HZ 8002096-A	(LH) D0HZ 8002097-A	1
90	LTL900			1
02104-5 VENT (COWL SIDE)				
90	L-LN-LNT-LT-LTS600/900	D2TZ 1002105-A	L.H.	1
90	LTL900			1
90	F-FT600/900	(RH) E0TZ 1002104-B	(LH) E0TZ 1002105-G Black	1
02108-9 COVER ASSY. (COWL VENT AIR OPENING)				
90	CF-CFT600/800	E6HZ 6002108-A	R.H. and L.H.	2
90	F600/800,FT800/900 - - A/C	E0TZ 6002109-A	L.H.	1
90	F600/800,FT800/900 - - w/o A/C	E0TZ 6002108-A	R.H.	1
021A36-7 EXTENSION (COWL TOP INNER PANEL)				
90	L-LN-LNT-LS-LT-LTL-LTS700/900	(RH) E7HZ 80021A36-A	(LH) E7HZ 80021A37-A	1
021A72 DOOR (BODY FRONT RADIATOR FILLER)				
90	CL-CLT900	E4HZ 90021A72-A		1
021A90-1 SUPPORT (COWL BAR SIDE)				
90	CL-CLT900	(RH) D8HZ 90021A90-A	(LH) D8HZ 90021A91-A	1
02207 TUBE (COWL SIDE VENT DRAIN)				
90	F600/800(81),FT800/900	E0TZ 1002207-A		2
022A08 REINFORCEMENT (COWL TOP OUTER PANEL EXTENSION)				
90	F600/800,FT800/900	E7TZ 15022A08-A		1
022A10 HINGE ASSY. (RADIATOR FILLER DOOR)				
90	CL-CLT900	E4HZ 90022A10-A		1
022A26 PLATE (COWL SIDE VENT MOUNTING)				
90	F600/800,FT800/900 - - w/o heater	C7TZ 81022A26-A	R.H.	1
		55914-S2	(U-254-F)-screw-1/4" -14 x 3/4"	4
02228 GRILLE (COWL TOP VENT)				
90	L-LN-LNT-LS-LT-LTS700/900	D0HZ 8002228-A		1
90	LTL900			1
022A38-9 PANEL (COWL SIDE FINISH) - Incl. attaching parts				
90	LTL900	(RH) E7HZ 90022A38-A	(LH) E7HZ 90022A39-A	1
90	L-LL-LS-LT-LTS700/900	(RH) E8HZ 80022A38-A	(LH) E8HZ 80022A39-A	1
022A44-5 EXTENSION ASSY. (COWL SIDE PANEL)				
90	L-LA-LL-LN-LNT-LS-LT-LTA-LTL- LTS700/900	(RH) D0HZ 80022A44-A	(LH) D0HZ 80022A45-A	1
				1
022A68 PANEL (COWL TOP VENT)				
90	F600/800,FT800/900	E7TZ 15022A68-A	Drill antenna hole if required	1
02300-1 PANEL (COWL SIDE VENT AIR)				
90	F600/800(81),FT800/900	(RH) E0TZ 6002300-A	(LH) E0TZ 6002301-A	1
90	B-F600/800(84)	E4TZ 6002301-A	L.H.	1
90	L-LL-LN-LNT-LS-LT-LTS700/900	(RH) E1HZ 8002300-A	(LH) E1HZ 8002301-A	1
90	LTL900	E1HZ 8002301-A	L.H.	1
02314 SCREEN (VENT AIR REGISTER)				
90	C-CT800	B7T 9102314-A		1
		32923-S8	(U-338)-screw-pan head slotted-No.6-18 x 1/2"	4
		45003-S2	(M-110)-nut-spring-No.6-18	4
023A14 PANEL (WINDSHIELD WIPER OPENING QUARTER)				
90	CL-CLT900	D8HZ 90023A14-A	R.H. and L.H.-paint to match	2
023A18 EXTENSION (WINDSHIELD WIPER OPENING INNER PANEL)				
90	CL-CLT900	D8HZ 90023A18-A		1
023A58-9 EXTENSION ASSY. (COWL BAR)				
90	CL-CLT900	(RH) E1HZ 90023A58-A	(LH) E1HZ 90023A59-A	1
023A78 SUPPORT (COWL TOP PANEL INNER)				
90	F600/800(81),FT800/900	E0TZ 60023A78-A		1

1990/
TRUCK SERIES 600/900

BODY SECTION 000 19

YEAR	MODEL/RESTRICTIONS	PART NUMBER	DESCRIPTION	QTY.
02402 BAR ASSY. (COWL)				
90	CL-CLT900	D8HZ 9002402-A		1
024A04-5 EXTENSION (FRONT WHEELHOUSE SPLASH PANEL UPPER)				
90	L-LT800/900 -- w/ butterfly hood	(RH) D0HZ 80024A04-B	(LH) D0HZ 80024A05-B	1
90	LS-LTS800/900 -- w/ butterfly hood	(RH) D0HZ 80024A04-A	(LH) D0HZ 80024A05-A	1
90	LA-LTA900			1
02408 DEFLECTOR (COWL TOP WATER)				
90	F600/800(81),FT800/900	E0TZ 6002408-A		1
024A14-5 Refer to group 02884-5				
02422 Refer to group 02402				
024A22 SUPPORT (FRONT WHEEL SPLASH PANEL)				
90	L-LT800/900 -- w/o butterfly hood	D0HZ 80024A22-C		2
90	LTL900			2
90	L-LT800/900 -- w/butterfly hood	D0HZ 80024A22-A		2
90	LS-LTS800/900	D0HZ 80024A22-B		2
90	LA-LTA900			2
02438-9 EXTENSION ASSY. (FRONT WHEELHOUSE PANEL)				
90	C-CT800	(RH) D8HZ 6002438-A	(LH) D8HZ 6002439-A	1
024A40 BRACE (FRONT WHEELHOUSE PANEL FRONT)				
90	B-F600/800 -- w/tilt front end	E4HZ 60024A40-A	R.H. and L.H.	2
024A60-1 PANEL (FRONT WHEELHOUSE REAR)				
90	B-F600/800(84) -- w/tilt front end	(RH) E9HZ 60024A60-A	(LH) E9HZ 60024A61-A	1
90	B-F600/800(81) -- w/tilt front end	(RH) E9HZ 60024A60-B	(LH) E9HZ 60024A61-B	1
02477 FILLER (FRONT BODY PANEL UPPER)				
90	CL-CLT900	D8HZ 9002477-A	L.H.	1
02500-1 PILLAR (FRONT BODY)				
90	C-CT800		Refer to group 02514-5	
90	CF-CFT600/800	(RH) E7HZ 6002500-B	(LH) E7HZ 6002501-B	Outer 1
		(RH) E9HZ 6002500-A	(LH) E9HZ 6002501-A	Inner 1
90	F600/800,FT800/900	(RH) E7HZ 6002500-A	(LH) E7HZ 6002501-A	1
025K00-1 PLATE (BODY FRONT PILLAR LOWER CLOSING)				
90	CF-CFT600/800	(RH) E7HZ 60025K00-A	(LH) E7HZ 60025K01-A	1
02506-7 PANEL (FRONT BODY PILLAR OUTER)				
90	C-CT800	(RH) D8HZ 6002506-A	(LH) D8HZ 6002507-A	1
90	CL-CLT900	(RH) D8HZ 9002506-A	(LH) D8HZ 9002507-A	1
025K06 REINFORCEMENT (ASSIST HANDLE)				
90	L-LA-LL-LN-LNT-LS-LT-LTA-LTL-LTS700/900	E3HZ 80025K06-A		4
02508-9 PILLAR (FRONT BODY UPPER INNER)				
90	F600/800,FT800/900	(RH) E7TZ 1502508-A	(LH) E7TZ 1502509-A	1
90	L-LL-LN-LNT-LS-LT-LTS700/900	(RH) D0HZ 8002508-A	(LH) D0HZ 8002509-A	1
90	LTL900			1
90	CL-CLT900	(RH) E8HZ 9002508-A	(LH) E8HZ 9002509-A	1
02514-5 PILLAR and REINFORCEMENT ASSY. (FRONT BODY LOWER)				
90	C-CT800	(RH) D8HZ 6002514-A	(LH) D8HZ 6002515-A	1
02516-7 PILLAR (FRONT BODY UPPER OUTER)				
90	C-CT800	(RH) B7T 9102516-A	(LH) B7T 9102517-A	1
90	L-LA-LL-LN-LNT-LS-LT-LTA-LTL-LTS700/900	(RH) F0HZ 8002516-A	(LH) F0HZ 8002517-A	1
				1
02524-5 REINFORCEMENT (FRONT BODY PILLAR UPPER)				
90	B-F600/800(81),FT800/900	(RH) E0TZ 1002524-A	(LH) E0TZ 1002525-A	1
02542 REINFORCEMENT (FRONT BODY LOWER PILLAR)				
90	B-F600/800,FT800/900	E0TZ 6002542-A	R.H. and L.H.	2
025A78 CAP (FRONT BODY PILLAR FINISH)				
90	CF-CFT600/800	E6HZ 60025A78-A		1
02588-9 EXTENSION (FRONT BODY PILLAR LOWER)				
90	F600/800,FT800/900	(RH) E0TZ 1002588-A	(LH) E7TZ 6002589-A	1

JULY, 1989

COPYRIGHT © 1989—

FORD MOTOR
COMPANY

—DEARBORN, MICHIGAN

NEW ISSUE

1990/
TRUCK SERIES 600/900

YEAR	MODEL/RESTRICTIONS	PART NUMBER	DESCRIPTION	QTY.		
02638-9 PLATE (FRONT BODY PILLAR HINGE ANCHOR)						
90	F600/800,FT800/900	E0TZ 1002638-A		1		
90	L-LA-LL-LN-LNT-LS-LT-LTA-LTL-LTS700/900	(RH) D0HZ 8002638-A	(LH) D0HZ 8002639-A	1		
02646-7 REINFORCEMENT (FRONT BODY PILLAR AT APRON MOUNTING)						
90	B-F600/800(84)	(RH) E0TZ 6002646-A	(LH) E0TZ 6002647-A	1		
02650-1 PILLAR (FRONT BODY LOWER REAR)						
90	B-F600/800(84)	(RH) E0TZ 6002650-A	(LH) E0TZ 6002651-A	1		
02824 SEAL ASSY. (COWL TOP PANEL TO HOOD)						
90	B-F600/800,FT800/900	E7HZ 6002824-A		1		
02855 TUBE ASSY. (COWL SIDE VENT)						
90	F600/800,FT800/900	E8HZ 6002855-A	L.H.	1		
02884-5 REINFORCEMENT (COWL SIDE PANEL)						
90	F600/800(81),FT800/900	(RH) E0TZ 6002884-A	(LH) E0TZ 6002885-A	1		
030A12 SPACER (WINDSHIELD GLASS)						
90	F600/800,FT800/900	D8ZZ 69030A12-A		2		
03017 PANEL (WINDSHIELD CENTER POST OUTER)						
90	C-CT800	B7T 9103017-A		1		
			Inner-refer to group 03162			
03094 COVER (WINDSHIELD OUTSIDE MOULDING JOINT)						
90	C-CT800	B7T 9103094-A	Center top and bottom-4 1/2" long	2		
90	C-CT800	B6C 8103094-A	Side-31/32" long	2		
YEAR	MODEL/RESTRICTIONS	PART NUMBER		NAGS NO.	DESCRIPTION	QTY.
		CLEAR	TINTED			
03100-1 GLASS (WINDSHIELD)						
90	C-CT800		D3HZ 6003100-B	W826	R.H.	1
			D3HZ 6003101-B	W827	L.H.	1
90	CL-CLT900	Not available	D8HZ 9003100-A	W885	R.H.	1
90	CL-CLT900	Not available	D8HZ 9003101-A	W886	L.H.	1
90	CF-CFT600/800		E6HZ 6003100-A	W997		1
90	F600/800,FT800/900	E0TZ 1003100-A	E0TZ 1003100-B	W911	Less mirror bracket	1
90	L-LA-LL-LN-LNT-LS-LT-LTA-LTL-LTS700/900		D3HZ 8003100-B	W828		1
YEAR	MODEL/RESTRICTIONS	PART NUMBER	DESCRIPTION	QTY.		
03110 WEATHERSTRIP (WINDSHIELD)-Also refer to group 19562 in Paint Section						
90	C-CT800	D3HZ 6003110-A		2		
90	CF-CFT600/800	E6HZ 6003110-A		1		
90	CL-CLT900	E4HZ 9003110-A		2		
90	L-LA-LL-LN-LNT-LS-LT-LTA-LTL-LTS700/900 -- w/windshield mouldings	E2HZ 8003110-A		1		
90	L-LA-LL-LN-LNT-LS-LT-LTA-LTL-LTS700/900 -- w/o windshield mouldings	E2HZ 8003110-B		1		
03136-7 MOULDING (WINDSHIELD OUTSIDE SIDE)						
90	F600/800(81),FT800/900	(RH) E0TZ 1003136-A	(LH) E0TZ 1003137-A	1		
03144-5 MOULDING (WINDSHIELD OUTSIDE TOP)						
90	F600/800(81),FT800/900	(RH) E0TZ 1003144-A	(LH) E0TZ 1003145-A	1		
90	L-LA-LL-LN-LNT-LS-LT-LTA-LTL-LTS700/900	E2HZ 8003144-A	1 pc. design	1		
03148-9 MOULDING (WINDSHIELD OUTSIDE BELT)						
90	F600/800(81),FT800/900	E0TZ 1003148-A		1		
90	L-LA-LL-LN-LNT-LS-LT-LTA-LTL-LTS700/900		Refer to group 03144-5	1		
03162 BAR (WINDSHIELD DIVISION)						
90	C-CT800	B7T 9103162-A	Inner	1		
			Outer-refer to group 03017			
90	CL-CLT900	D8HZ 9003162-A		1		
03410 PANEL (WINDSHIELD HEADER INNER)						
90	C-CT800	B7T 9103410-A		1		
90	L-LA-LL-LN-LNT-LS-LT-LTA-LTL-LTS700/900	D0HZ 8003410-A		1		
90	CL-CLT900	D8HZ 9003410-A		1		

1990/
TRUCK SERIES 600/900

BODY SECTION 000 21

YEAR	MODEL/RESTRICTIONS	PART NUMBER	DESCRIPTION	QTY.
03422 PANEL (WINDSHIELD HEADER OUTER)				
90	C-CT800	B7T 9103422-A		1
03488-9 EXTENSION (WINDSHIELD HEADER INNER PANEL)				
90	CF-CFT600/800	(RH) E7HZ 6003488-A	(LH) E7HZ 6003489-A	1
90	CL-CLT900	E0HZ 9003488-A		1
03504 PANEL (WINDSHIELD HEADER TRIM)				
90	LTL900		Refer to group 03598-9	
03524 REINFORCEMENT (WINDSHIELD HEADER INNER CENTER)				
90	CL-CLT900	D8HZ 9003524-A		1
035A24-5 REINFORCEMENT (WINDSHIELD HEADER INNER PANEL SIDE)				
90	CL-CLT900	(RH) D8HZ 90035A24-A	(LH) D8HZ 90035A25-A	1
90	CF-CFT600/800	(RH) E7HZ 60035A24-A	(LH) E7HZ 60035A25-A	1
03552 RETAINER (WINDSHIELD MOULDING GARNISH UPPER)				
90	F600/800,FT800/900 -- w/o headlining	E0TZ 1003552-A	Paint to match	4
90	F600/800,FT800/900 -- w/headlining	E0TZ 1303552-A	Paint to match	4
03566-7 PANEL ASSY. (WINDSHIELD WIPER OPENING INNER)				
90	CL-CLT900	(RH) D8HZ 9003566-A	(LH) D8HZ 9003567-A	1
03598-9 COVER (FRONT BODY PILLAR)				
90	F600/800,FT800/900 -- w/headlining	(RH) E8HZ 6003598-A	(LH) E8HZ 6003599-A	Charcoal 1
		(RH) E8HZ 6003598-B	(LH) E8HZ 6003599-B	Chestnut 1
90	F600/800,FT800/900 -- w/o headlining	(RH) E8HZ 6003598-C	(LH) E8HZ 6003599-C	Black 1
90	L-LA-LL-LN-LNT-LS-LT-LTA-LTL-LTS700/900	(RH) E8HZ 8003598-A	(LH) E8HZ 8003599-A	Charcoal 1
		(RH) E8HZ 8003598-B	(LH) E8HZ 8003599-B	Chestnut 1
03606 MOULDING (WINDSHIELD GARNISH UPPER)				
90	F600/800,FT800/900	E7TZ 1503606-A	Paint to match	1
03626 MOULDING (WINDSHIELD GARNISH LOWER)				
90	C-CT800	D9HZ 9103626-A		1
03638 SUPPORT (WINDSHIELD LOWER GARNISH MOULDING)				
90	C-CT800	B8T 9103638-A		5
04086 COVER (VISOR ARM CLIP OPENING)				
90	F600/800,FT800/900 -- w/o R.H. visor	E69Z 1104086-A	Paint to match	1
04114 PIN (VISOR ANCHOR)				
90	L-LA-LL-LN-LNT-LS-LT-LTA-LTL-LTS700/900	D0HZ 8004114-A	R.H. and L.H.--5 5/8" long--includes tip	2
04115 SLEEVE (VISOR ANCHOR PIN)				
90	L-LA-LL-LN-LNT-LS-LT-LTA-LTL-LTS700/900 -- w/o radio	D1HZ 8004115-A	R.H. and L.H.	2
90	L-LA-LL-LN-LNT-LS-LT-LTA-LTL-LTS700/900 -- w/o radio	D1DZ 6204115-A	R.H. and L.H.--rubber	2
04122 BRACKET (VISOR ARM)				
90	CL-CLT900	D8HZ 9004122-A	Center	2
04132 CLIP (VISOR PIN)				
90	C-CT800	DOXZ 9004132-A	R.H. and L.H.--prime-paint to match	2
90	CL-CLT900	D8HZ 9004132-A		2
90	F600/800,FT800/900 -- w/o headlining	E5FZ 5804132-B		2
90	F600/800,FT800/900 -- w/cloth headlining	E53Z 5404132-B		2
90	L-LA-LL-LN-LNT-LS-LT-LTA-LTL-LTS700/900	D4HZ 8004132-A	Paint to match	1
90	C-CT800	★51472-S13	Screw--oval head cross recess--No.10-24 x 5/8"	2or4
04134 SPRING (VISOR ARM CLIP)				
90	L-LA-LL-LN-LNT-LS-LT-LTA-LTL-LTS700/900	D1HZ 8004134-A		1
04144-5 ARM and BRACKET ASSY. (VISOR) - Paint to match				
90	C-CT800	(RH) B7T 9104144-AP	(LH) B7T 9104145-AP	1
90	F600/800,FT800/900	E7TZ 1504144-B	R.H. and L.H.	2
90	L-LA-LL-LN-LNT-LS-LT-LTA-LTL-LTS700/900	D0HZ 8004144-A	R.H. and L.H.	2

1990/
TRUCK SERIES 600/900

YEAR	MODEL/RESTRICTIONS	PART NUMBER	DESCRIPTION	QTY.
	04144-5	ARM and BRACKET ASSY. (VISOR) - Paint to match -- Cont'd		
90	CL-CLT900	D8HZ 9004144-A	R.H. and L.H.	2
	04196	COVER (INSIDE VISOR MOUNTING HOLE)		
90	F600/800,FT800/900 -- w/o R.H. visor	E7TZ 6004196-A	Black	1
	042B80-1	HOUSING ASSY. (INSTRUMENT CLUSTER REAR)		
90	CL-CLT900 -- w/hi-level trim	(RH) E9HZ 90042B80-A	(LH) D8HZ 90042B81-A	1
90	CL-CLT900 -- w/std. trim	(RH) E9HZ 90042B80-B	(LH) D8HZ 90042B81-A	1
90	B-F600/800,FT800/900	E0TZ 60042B80-A		1
	042A82	PANEL ASSY. (INSTRUMENT CLUSTER)		
90	B-F600/800(84)	E0TZ 60042A82-A		1
90	LTL900			1
	04296-7	MOULDING (INSTRUMENT PANEL UPPER PAD RETAINING)		
90	C-CT800	(RH) D4KZ 6004296-A	(LH) D4KZ 6004297-A	1
	04304	PANEL ASSY. (INSTRUMENT)		
90	CF-CFT600/800	E6HZ 6004304-A		1
	04320-1	PANEL (INSTRUMENT) - Paint to match		
90	C-CT800		Serviced only in assy.-group 00120	
90	CF-CFT600/800	E8HZ 6004320-A		1
90	F600/800(81),FT800/900 -- without A/C or high capacity heater	FOHZ 6004320-A		1
90	F600/800(81),FT800/900 -- with A/C or high capacity heater	FOHZ 6004320-B		1
90	B-F600/800(84)	E0TZ 6004320-C		1
90	CL-CLT900	(RH) E0HZ 9004320-A	(LH) E9HZ 9004321-A	1
90	C-CT600/900	★74245-S13	Plug button for 29/32" hole	1
		★374052-S13	Plug button (1 5/16" dia.) for 7/16" hole	1
		359651-S7	(PP-8)-plug button (1" dia.) for 7/16" hole	1
90	C800 -- diesel	359651-S7	(PP-8)-plug button for 3/8" hole	1
	04334-5	PANEL (INSTRUMENT PANEL END)		
90	F600/800(81),FT800/900	(RH) E0TZ 1004334-A	(LH) E0TZ 1004335-A	1
	04336	REINFORCEMENT ASSY. (INSTRUMENT PANEL FLANGE)		
90	F600/800(81),FT800/900	E0TZ 6004336-A	Incl. R.H. and L.H. reinforcement	1
	04338-9	PANEL (INSTRUMENT PANEL FINISH)		
90	L-LA-LN-LNT-LS-LT-LTA- LTS800/900 -- w/full instrumentation	E9HZ 8004338-A	R.H. black-w/six switch mounting holes	1
90	LL-LTL900(exc. 116" BBC) -- w/full instrumentation	E9HZ 8004338-B	R.H. silver-w/six switch mounting holes	1
90	LL-LTL900(116" BBC) -- w/full instrumentation	E9HZ 8004338-C	R.H. black-w/four switch mounting holes	1
		E9HZ 8004338-D	R.H. silver-w/four switch mounting holes	1
90	L-LN-LNT-LS-LT-LTS700/800 -- w/city delivery instrument panel	E9HZ 8004338-E	R.H. black-w/tachometer opening- ident. E9HT-AAW	1
		E9HZ 8004338-F	R.H. silver-w/tachometer opening- ident. E9HT-AAW	1
90	L-LA-LN-LNT-LS-LT-LTA-LTL- LTS700/900	E9HZ 8004338-G	R.H. black-w/four switch mounting holes and 3 3/4" x 1/2" slot-ident. E9HT-BAW	1
		E9HZ 8004338-H	R.H. silver-w/four switch mounting holes and 3 3/4" x 1/2" slot-ident. E9HT-BAW	1
90	L-LA-LN-LNT-LS-LT-LTA-LTL- LTS700/900	E9HZ 8004338-J	R.H. black-w/eight switch mounting holes and 4" x 1" slot-ident. E9HT-CAW	1
		E9HZ 8004338-K	R.H. silver-w/eight switch mounting holes and 4" x 1" slot-ident. E9HT-CAW	1
90	L-LA-LL-LN-LNT-LS-LT-LTA-LTL- LTS700/900 -- except tractor package	E7HZ 8004339-J	L.H. black-w/o trailer air supply valve, w/air brakes	1
		E7HZ 8004339-K	L.H. silver-w/o trailer air supply valve, w/air brakes	1
90	L-LA-LL-LN-LNT-LS-LT-LTA-LTL- LTS700/900 -- w/tractor package	E7HZ 8004339-L	L.H. black-w/trailer air supply valve, w/air brakes, w/o front brake limiting valve	1
		E7HZ 8004339-M	L.H.-silver-w/trailer air supply valve, w/air brakes, w/o front brake limiting valve	1

1990/
TRUCK SERIES 600/900

YEAR	MODEL/RESTRICTIONS	PART NUMBER	DESCRIPTION	QTY.
04338-9 PANEL (INSTRUMENT PANEL FINISH) — Cont'd				
90	L-LA-LL-LN-LNT-LS-LT-LTA-LTL-LTS700/900 -- w/tractor package	E7HZ 8004339-N	L.H. black-w/trailer air supply valve, w/air brakes, w/front brake limiting valve	1
		E7HZ 8004339-P	L.H. silver-w/trailer air supply valve, w/air brakes, w/front brake limiting valve	1
90	L-LA-LL-LN-LNT-LS-LT-LTA-LTL-LTS700/900 -- w/hyd. brakes & A/T (XA-R7E)	E7HZ 8004339-R	L.H.- black	1
		E7HZ 8004339-S	L.H.-silver	1
90	L-LA-LL-LN-LNT-LS-LT-LTA-LTL-LTS700/900 -- w/hyd. brakes, A/T (XA-R7D) & 2 spd. rear axle	E7HZ 8004339-T	L.H.- black	1
		E7HZ 8004339-U	L.H.-silver	1
04366 BRACKET (INSTRUMENT PANEL TO COWL SIDE)				
90	L-LA-LL-LN-LNT-LT-LTA-LTL-LTS800/900	E7HZ 8004366-A	Cowl side extension	1
04371 COVER (INSTRUMENT PANEL RADIO OPENING)- Paint to match				
90	C-CT800	D8HZ 6004371-A		1
90	L-LA-LL-LN-LNT-LS-LT-LTA-LTL-LTS700/900	E5HZ 8004371-A	Radio opening	1
90	LN-LNT800	E9HZ 9004371-A	Radio opening-black	1
043880 PLATE (INSTRUMENT PANEL CONTROL MOUNTING)				
90	F600/800,FT800/900	E0TZ 60043880-A		1
043A82 BRACKET (INSTRUMENT PANEL LOWER EXTENSION TO PILLAR)				
90	CL-CLT900	E0HZ 90043A82-A		1
044F08 COVER ASSY. (INSTRUMENT PANEL STEERING COLUMN OPENING)				
90	CL-CLT900	E4HZ 90044F08-E	Black w/brushed aluminum insert	1
044A10 PANEL (INSTRUMENT PANEL FINISH LOWER)				
90	CL-CLT900	E9HZ 90044A10-A	Black with bright bead	1
044H20-1 SUPPORT (INSTRUMENT CLUSTER PRINTED CIRCUIT)				
90	CL-CLT900	D9HZ 90044H20-A	Lower	1
044G22 BRACKET (INSTRUMENT PANEL LOWER EXTENSION TO FLOOR)				
90	CL-CLT900	D8HZ 90044G22-A		1
044A26 COVER (AIR CONDITIONING CONTROL)				
90	CL-CLT900 -- 88", 110" BBC, w/o htr. or A/C in sleeper compt	E2HZ 90044A26-A		1
04428 COVER (INSTRUMENT PANEL CLUSTER OPENING)				
90	CL-CLT900 -- w/o heater mirrors	E4HZ 9004428-A	4 1/4" x 3 11/16"	1
90	CL-CLT900 -- w/single rear locking differential	E8HZ 9004428-A	w/hole for differential lockout switch	1
90	L-LA-LL-LN-LNT-LS-LT-LTA-LTL-LTS800/900 -- w/full instrument panel and fixed steering column	E8HZ 8004428-C	Charcoal	1
		E8HZ 8004428-D	Chestnut	1
90	L-LA-LL-LN-LNT-LS-LT-LTA-LTL-LTS800/900 -- w/full instrument panel and adjustable steering column	F0HZ 8004428-A	Charcoal	1
		F0HZ 8004428-B	Chestnut	1
90	L-LA-LL-LN-LNT-LS-LT-LTA-LTL-LTS700/900 -- w/fleet or city delivery instrument panel and fixed steering column	F0HZ 8004428-C	Charcoal	1
		F0HZ 8004428-D	Chestnut	1
90	L-LA-LL-LN-LNT-LS-LT-LTA-LTL-LTS700/900 -- w/fleet or city delivery instrument panel and adjustable steering column	F0HZ 8004428-E	Black	1
		F0HZ 8004428-F	Smoke	1
044C32-3 BRACKET (INSTRUMENT PANEL TO COWL TOP INNER)				
90	L-LL-LN-LNT-LS-LT-LTS700/900 -- (RH) city delivery instrument panel	D0HZ 80044C32-A	(LH) D0HZ 80044C33-A	1
90	L-LN800 -- fleet instrument panel			1
044C40 PANEL (INSTRUMENT PANEL CENTER)				
90	L-LA-LL-LN-LNT-LS-LT-LTA-LTL-LTS700/900 -- w/o locking differential	E9HZ 80044C40-A	Black	1
		E9HZ 80044C40-B	Silver	1
90	L-LA-LL-LN-LNT-LS-LT-LTA-LTL-LTS700/900 -- w/locking differential	E9HZ 80044C40-C	Black	1
		E9HZ 80044C40-D	Silver	1

1990/
TRUCK SERIES 600/900

YEAR	MODEL/RESTRICTIONS	PART NUMBER	DESCRIPTION	QTY.
044F41 BRACKET (INSTRUMENT PANEL TO ENGINE COVER MOUNTING)				
90	CL-CLT900	D8HZ 90044F41-A		1
044E44 SUPPORT ASSY. (INSTRUMENT PANEL PAD)				
90	F600/800,FT800/900	E0TZ 10044E44-A		1
044F46 COVER ASSY. (INSTRUMENT PANEL RELAY ACCESS)				
90	CL-CLT900	D8HZ 90044F46-A	Paint to match	1
044F48 BRACE (INSTRUMENT PANEL TO DASH)				
90	F600/800,FT800/900 -- without A/C	E0TZ 10044F48-A		1
90	F600/800,FT800/900 -- A/C	E0TZ 10044F48-B		1
044B50-1 BRACKET (INSTRUMENT PANEL TO FRONT BODY PILLAR)				
90	CL-CLT900	(RH) D8HZ 90044B50-A	(LH) D8HZ 90044B51-A	1
044F50 HOUSING ASSY. (INSTRUMENT PANEL RELAY ACCESS COVER)				
90	CL-CLT900	D8HZ 90044F50-A		1
044F58 COVER (INSTRUMENT PANEL CONTROL OPENING)				
90	F600/800,FT800/900 -- w/air brakes	E0TZ 60044F58-A		1
90	F600/800,FT800/900 -- w/hydraulic brake system	E4HZ 60044F58-A		1
04459 PLATE (INSTRUMENT PANEL STEERING COLUMN FINISH LOWER)				
90	CL-CLT900	D8HZ 9004459-A	Paint to match	1
90	F600/800,FT800/900	E3TZ 6004459-A	Paint to match	1
044C60 COVER (INSTRUMENT PANEL FINISH PANEL UPPER)				
90	CL-CLT900	D8HZ 90044C60-A	Paint to match	1
044E64 COVER (INSTRUMENT PANEL AIR BRAKE CONTROL OPENING) - Incl. attaching parts				
90	CL-CLT900	D8HZ 90044E64-A	Paint to match	1
04465 PLATE (INSTRUMENT PANEL CONTROL NAME)				
90	L-LA-LL-LN-LNT-LS-LT-LTA-LTL- LTS800 -- w/A/T and 2 speed axle	E7HZ 9104465-A	Black "Rear Axle Shift"	1
90	L-LA-LL-LN-LNT-LS-LT-LTA-LTL- LTS700/900	E9HZ 9104465-A	"Radio" - "12V-negative"	1
044D70 PANEL ASSY. (INSTRUMENT PANEL CLUSTER OPENING FINISH)				
90	CF600/800	E6HZ 60044D70-A		1
90	F600/800,FT800/900 -- w/A/C	E9HZ 60044D70-A	Center-brushed gray	1
90	F600/800,FT800/900 -- w/o A/C	E9HZ 60044D70-B	Center-brushed gray	1
90	F600/800,FT800/900 -- w/A/C	E9HZ 60044D70-C	Center-black w/meshweave	1
90	F600/800,FT800/900 -- w/o A/C	E9HZ 60044D70-D	Center-black w/meshweave	1
90	F600/800,FT800/900 -- w/o radio	E0TZ 60044D70-N	R.H.-black w/meshweave	1
90	F600/800,FT800/900 -- w/radio	E7HZ 60044D70-A	R.H.-black w/meshweave	1
90	F600/800,FT800/900 -- w/radio	E7HZ 60044D70-B	R.H.-brushed gray	1
90	F600/800,FT800/900 -- w/o radio	E9HZ 60044D70-E	R.H.-brushed gray	1
044B72 BRACE (INSTRUMENT PANEL TO DASH)				
90	B-F600/800(84)	E0TZ 60044B72-A		1
04474 PANEL (INSTRUMENT PANEL AIR CONDITIONER OPENING COVER)				
90	CL-CLT900	E4HZ 9004474-A	Cocabolla	1
		E4HZ 9004474-C	Black	1
		E6HZ 6004474-A	Brushed aluminum	1
04477 PLATE (INSTRUMENT PANEL HEATER CONTROL OPENING)				
90	CL-CLT900	E4HZ 9004477-A	Black	1
044E80 CATCH ASSY. (CIRCUIT BREAKER DOOR)				
90	CL-CLT900	D8HZ 90044E80-A		1
044D82 COVER (INSTRUMENT PANEL ACCESS HOLE)				
90	CL-CLT900	E1HZ 90044D82-A		1
044B94 SUPPORT ASSY. (INSTRUMENT PANEL RADIO)				
90	CL-CLT900	D8HZ 90044B94-A		1
045D12 PANEL (INSTRUMENT PANEL CONTROL MOUNTING)				
90	F600/800(81),FT800/900	E0TZ 60045D12-A		1
045E12 PLATE ASSY. (INSTRUMENT PANEL STEERING COLUMN OPENING COVER FINISH)				
90	F600/800(81)	E0TZ 60045E12-B	Painted finish	1
90	F600/800(81)	E0TZ 60045E12-C	Bright finish	1
90	FT800/900 -- w/air brakes	E3TZ 60045E12-A		1
90	FT800/900 -- w/hydraulic brakes	E3TZ 60045E12-B		1
045B14 REINFORCEMENT (INSTRUMENT PANEL ASSIST HANDLE)				
90	CF-CFT600/800	E6HZ 60045B14-A		4

1990/
TRUCK SERIES 600/900

YEAR	MODEL/RESTRICTIONS	PART NUMBER	DESCRIPTION	QTY.
	045B15-6	HANDLE (PASSENGER ASSIST)		
90	CF-CFT600/800	(RH) E7HZ 60045B16-A (LH) E7HZ 60045B15-A		1
	045E16	CLIP (INSTRUMENT PANEL CIRCUIT BREAKER ACCESS PANEL CATCH)		
90	CL-CLT900	D8HZ 90045E16-A		1
	045A32	SPACER (INSTRUMENT PANEL END LOWER)		
90	CF-CFT600/800	E6HZ 60045A32-A	Round	4
		E6HZ 60045A32-B	Rectangular	1
	045A36	CONSOLE ASSY. (INSTRUMENT PANEL)		
90	CF-CFT600/800	E6HZ 60045A36-A		1
	04542	BRACKET (INSTRUMENT PANEL FLASHER MOUNT)		
90	CL-CLT900	D8HZ 9004542-A		1
	04545	REINFORCEMENT (INSTRUMENT PANEL)		
90	CF-CFT600/800	E6HZ 6004545-A		1
	04551	REINFORCEMENT (INSTRUMENT PANEL TO DASH)		
90	L-LA-LL-LN-LNT-LS-LT-LTA-LTL-LTS800/900	E7HZ 9004551-A		1
	045C54	BRACE (INSTRUMENT PANEL LOWER FLANGE REINFORCEMENT)		
90	F600/800,FT800/900	E0TZ 10045C54-A		1
	045F56	INSERT (INSTRUMENT PANEL CLUSTER OPENING FINISH PANEL)		
90	CL-CLT900	D8HZ 90045F56-A	1 1/16" long	6
		D8HZ 90045F56-B	3 5/16" long	3
		D8HZ 90045F56-C	6 9/16" long	1
	045D62	DOOR (INSTRUMENT PANEL CIRCUIT BREAKER PANEL)		
90	CL-CLT900	E4HZ 90045D62-A	Paint to match	1
	045A64-5	PLATE (INSTRUMENT PANEL END)		
90	CF-CFT600/800	(RH) E6HZ 60045A64-A (LH) E6HZ 60045A65-A		1
	04576	BRACE (INSTRUMENT PANEL TO BRAKE PEDAL BRACKET)		
90	B-F600/800(84)	E0TZ 6004576-A		1
	045F94-5	RETAINER (INSTRUMENT PANEL STEERING COLUMN FINISH)		
90	CL-CLT900	(RH) D8HZ 90045F94-A (LH) D8HZ 90045F95-A		1
	04597	EXTENSION (INSTRUMENT PANEL CENTER)		
90	L-LA-LL-LN-LNT-LS-LT-LTA-LTL-LTS700/900	E4HZ 8004597-A		1
	046A04	BEZEL (INSTRUMENT PANEL CONTROL OPENING)		
90	CL-CLT900 -- w/locking differential	E8HZ 90046A04-A		1
90	F600/800	E3TZ 60046A04-A		1
90	L-LA-LL-LN-LNT-LS-LT-LTA-LTL-LTS700-900 -- w/locking differential	E8HZ 70046A04-A		1
	04644-5	EXTENSION (INSTRUMENT PANEL LOWER)		
90	CF-CFT600/800 -- w/ether start and manual handle throttle	E6HZ 6004644-A	R.H.-two holes	1
90	CF-CFT600/800 -- w/o ether start, w/manual handle throttle	E6HZ 6004644-B	R.H.-one hole	1
90	CF-CFT600/800 -- w/o ether start or manual handle throttle	E6HZ 6004644-C	R.H.-no holes	1
90	CF-CFT600/800 -- w/o parking brake valve or tractor protection valve	E6HZ 6004645-C	L.H.-no holes	1
90	CF-CFT600/800 -- w/parking brake valve and tractor protection valve	E8HZ 6004645-A		1
90	CF-CFT600/800 -- w/parking brake valve, w/o tractor protection valve	E8HZ 6004645-B		1
90	CL-CLT900	(RH) E0HZ 9004644-A (LH) D8HZ 9004645-A	Paint to match	1
	04648	COVER (CIGAR LIGHTER OPENING)		
90	L-LA-LL-LN-LNT-LS-LT-LTA-LTL-LTS700/900	D0HZ 8004648-A	Instrument panel	1
80/84	CL-CLT900 -- 88",110" BBC	D5UZ 1104648-A	Sleeping compartment	1
	04663	COVER (INSTRUMENT PANEL CENTER OPENING)		
90	C-CT800	D0HZ 8004663-A	Choke	1
90	C-CT800		Heater	2
90	F600/800,FT800/900 -- diesel		Choke	1
90	B,F600/800,FT800/900 -- w/FNH diesel		Throttle plate	1

1990/
TRUCK SERIES 600/900

YEAR	MODEL/RESTRICTIONS	PART NUMBER	DESCRIPTION	QTY.
04663 COVER (INSTRUMENT PANEL CENTER OPENING) — Cont'd				
90	B,F600/800,FT800/900 -- w/o hand throttle	D0EZ 5004663-A	choke	1
90	L-LA-LL-LN-LNT-LS-LT-LTA-LTL-LTS700/900	E8HZ 8004663-A	Choke	1
04680-1 COVER ASSY. (INSTRUMENT CLUSTER TRIM)				
90	CL-CLT900	E9HZ 9004680-D	Black	1
		E9HZ 9004680-A	Charcoal	1
		E9HZ 9004680-B	Chestnut	1
		E9HZ 9004680-C	Tan/chestnut	1
04810 RECEPTACLE (INSTRUMENT PANEL ASH)				
90	B-F600/800(84)	C7TZ 9604810-A	Paint to match	1
90	C-CT800	B7C 8104810-AP		1
90	CF-CFT600/800	E7HZ 6004810-B		1
90	F600/800(81),FT800/900	E0TZ 1004810-B		1
90	L-LA-LL-LN-LNT-LS-LT-LTA-LTL-LTS800/900	E8HZ 8004810-A	Charcoal	1
		E8HZ 8004810-B	Chestnut	1
90	CL-CLT900		Refer to group 30702	
04826 RETAINER (INSTRUMENT PANEL ASH RECEPTACLE)				
90	C-CT800	B7C 8104826-A		1
90	L-LA-LL-LN-LNT-LS-LT-LTA-LTL-LTS800/900	E8HZ 8004826-A		1
048B28 HOUSING ASSY. (INSTRUMENT PANEL ASH RECEPTACLE)				
90	CL-CLT900	D8HZ 90048B28-A	Paint to match	1
048C28 HOUSING (INSTRUMENT PANEL CUP HOLDER)				
90	CL-CLT900	D8HZ 90048C28-A	Paint to match	1
048B42 RETAINER (INSTRUMENT PANEL ASH RECEPTACLE HOUSING BRACKET)				
90	CL-CLT900	D8HZ 90048B42-A		1
04857 BRACKET (INSTRUMENT PANEL ASH RECEPTACLE HOUSING)				
90	CL-CLT900	D8HZ 9004857-A		1
04878 CLIP (INSTRUMENT PANEL MOULDING)				
90	C-CT800	D4KZ 6004878-A		3
060A08 CABLE ASSY. (GLOVE COMPARTMENT DOOR CHECK)				
90	CL-CLT900	C7TZ 81060A08-B	4 13/32" long	1
			(UU-81-M)-screw-shoulder head-No. 8-18 x 1/2"	1
			(CG-213-B)-clip	1
90	F600/800,FT800/900	E0TZ 10060A08-A		2
06010 COMPARTMENT (GLOVE)				
90	B600/800	E0TZ 8406010-A	Instrument panel	1
90	C-CT800	C1TZ 9106010-A	Instrument panel	1
90	CF-CFT600/800	E6HZ 6006010-A	Large	1
		E6HZ 6006010-B	Small	1
90	F600/800,FT800/900 -- without A/C or high output heater	E5TZ 1506010-A	Instrument panel	1
90	F600/800,FT800/900 -- with A/C or high output heater	E5TZ 1506010-B	Instrument panel	1
90	L-LA-LL-LN-LNT-LS-LT-LTA-LTL-LTS700/900	D6HZ 8006010-A	Under full width seat	1
90	C-CT800	*56920-S2	Screw-washer head-No. 8-18 x 1/2"	7
06024 DOOR (GLOVE COMPARTMENT)-Paint to match				
90	C-CT800	C3TZ 9106024-A	Instrument panel	1
90	CF-CFT600/800	E6HZ 6006024-A		1
90	F600/800,FT800/900	E6TZ 1506024-A	Instrument panel	1
90	L-LA-LL-LN-LNT-LS-LT-LTA-LTL-LTS700/900	DOHZ 8006024-A	Under driver seat	1
90	F600/880,FT800/900	*353951-S	Bumper	1
06050-1 HINGE (GLOVE COMPARTMENT DOOR)				
90	CF-CFT600/800	(RH) E6HZ 6006050-A	(LH) E6HZ 6006051-A	1
90	F600/800,FT800/900	E0TZ 1006050-A		1

1990/
TRUCK SERIES 600/900

YEAR	MODEL/RESTRICTIONS	PART NUMBER	DESCRIPTION	QTY.
100K31-2 REINFORCEMENT (BODY ROCKER PANEL)				
90	CF-CFT600/800	(RH) E6HZ 60100K31-A (LH) E6HZ 60100K32-A		1
10034 PLUG (FLOOR PAN SEAT BELT ANCHOR OPENING)				
90	C-CT-L-LN-LNT-LT-LTS700/900	C2AZ 6210034-A		4
90	F700/800,FT800/900 -- w/o Bostrom passenger seat			2
10066 EXTENSION (FLOOR SIDE INNER MEMBER)				
90	CL-CLT900	(RH) D8HZ 9010066-A (LH) E5HZ 9010066-A	Rear	1
		E5HZ 9010066-B	L.H. front	1
10110-1 MEMBER (FLOOR SIDE INNER)				
90	CL-CLT900 -- 64" BBC	E9HZ 9010111-A		1
90	CL-CLT900 -- 88" BBC	E9HZ 9010111-B		1
90	CL-CLT900 -- 110" BBC	E9HZ 9010111-C		1
90	F600/800,FT800/900	(RH) E7HZ 6010110-A (LH) E7HZ 6010111-A		1
90	L-LA-LL-LN-LNT-LS-LT-LTA-LTL-LTS 700/900	(RH) F0HZ 8010110-A (LH) E8HZ 8010111-A		1
10120-1 MEMBER (FLOOR SIDE OUTER)				
90	CF-CFT600/800	(RH) E6HZ 6010120-A (LH) E6HZ 6010121-A	Approx. 46" long	1
		(RH) E6HZ 6010120-B (LH) E6HZ 6010121-B	Outer-approx. 21" long	1
90	CL-CLT900 -- 64" BBC	(RH) D8HZ 9010120-B (LH) D8HZ 9010121-B		1
90	CL-CLT900 -- 88" BBC	(RH) D8HZ 9010120-D (LH) D8HZ 9010121-D		1
90	CL-CLT900 -- 110" BBC	(RH) D8HZ 9010120-E (LH) D8HZ 9010121-E		1
90	L-LA-LL-LN-LNT-LS-LT-LTA-LTL-LTS700/900	(RH) F0HZ 8010120-A (LH) F0HZ 8010121-A		1
10128-9 PANEL (BODY ROCKER)				
90	C-CT800	(RH) B7T 9110128-A (LH) B7T 9110129-A		1
90	CF-CFT600/800	(RH) E6HZ 6010128-A (LH) E6HZ 6010129-A		1
90	F600/800,FT800/900	(RH) E3TZ 6010128-A (LH) E3TZ 6010129-A		1
90	LTL900	(RH) E1HZ 9010128-A (LH) E1HZ 9010129-A		1
90	LA-LTA900	(RH) E8HZ 9010128-A (LH) E8HZ 9010129-A		1
10136-7 SILL (FLOOR SIDE)				
90	CF-CFT600/800	(RH) E6HZ 6010136-A (LH) E6HZ 6010137-A		1
101B56 RETAINER (ENGINE HOUSING SIDE INSULATOR)				
90	CL-CLT900	D8HZ 90101B56-A		1
101A58-9 GUSSET (REAR FLOOR SIDE INNER MEMBER)				
90	CL-CLT900 -- 64" BBC	(RH) E5HZ 90101A58-A (LH) E5HZ 90101A59-A	Inner	1
		(RH) E5HZ 90101A58-B (LH) E5HZ 90101A59-B	Outer	1
90	CL-CLT900 -- 88", 110" BBC	(RH) E5HZ 90101A58-B (LH) E5HZ 90101A59-B	Outer	1
		(RH) E5HZ 90101A59-B (LH) E5HZ 90101A58-B	Inner	1
101B68 RETAINER (ENGINE HOUSING TOP INSULATOR)				
90	CL-CLT900	D8HZ 90101B68-B		1
101K85-6 PANEL (BODY SIDE STEP LOWER)				
90	CF-CFT600/800	(RH) E6HZ 60101K85-A (LH) E6HZ 60101K86-A		1
101K98-9 PANEL ASSY. (DOOR OPENING STEP)				
90	CL-CLT900	(RH) D8HZ 90101K98-A (LH) D8HZ 90101K99-A		1
102A14 Refer to group 10401				
10254-5 EXTENSION (FLOOR SIDE MEMBER FRONT)				
90	L-LA-LL-LN-LNT-LS-LT-LTA-LTL-LTS700/900	(RH) F0HZ 8010254-A (LH) F0HZ 8010255-A		1
102A55 EXTENSION (FLOOR SIDE MEMBER REAR)				
90	CL-CLT900	D8HZ 90102A55-A		1
102A68 PANEL ASSY. (ENGINE COVER TOP REAR)				
90	CL-CLT900 -- 88" BBC	D8HZ 90102A68-B		1
90	CL-CLT900 -- 110" BBC	D8HZ 90102A68-C		1
10296 INSULATOR (ENGINE COVER TOP FRONT)				
90	CL-CLT900	D8HZ 9010296-A	Front Rear-cut to fit	AR AR

1990/
TRUCK SERIES 600/900

YEAR	MODEL/RESTRICTIONS	PART NUMBER	DESCRIPTION	QTY.
10318 PANEL (ENGINE COVER FRONT)				
90	C-CT800	D6HZ 8010318-A		1
90	F600/800,FT800/900 -- FNH diesel	E7HZ 6010318-A	Black	1
90	L-LA-LL-LS-LT-LTA-LTL-LTS 800/900	E7HZ 8010318-A	Charcoal	1
		E7HZ 8010318-B	Chestnut	1
90	LN-LNT800 -- FNH diesel engine	E7HZ 8010318-A	Charcoal	1
		E7HZ 8010318-B	Chestnut	1
90	LN-LNT900 -- diesel	E7HZ 9010318-A	Charcoal	1
		E7HZ 9010318-B	Chestnut	1
10320 SEAL (ENGINE COVER)				
90	F600/800,FT800/900 -- FNH diesel	E7HZ 6010320-A		1
90	L-LN-LNT-LT-LTL-LTS900 -- diesel	C8UZ 8910320-A	Cut to fit	1
103A56-7 REINFORCEMENT ASSY. (ENGINE COVER SIDE PANEL FRONT)				
90	CL-CLT900	(RH) D8HZ 90103A56-A	(LH) D8HZ 90103A57-A	1
103A70 Refer to group 10296				
10401 PANEL (ENGINE COVER TOP)				
90	B-F600/800(84) -- FNH diesel	E8HZ 6010401-B		1
90	F600/800(81),FT800/900 -- FNH diesel	E8HZ 6010401-A		1
90	CL-CLT900 -- 88",110" BBC	D8HZ 9010401-A		1
90	CL-CLT900 -- 64" BBC	D8HZ 9010401-B		1
104A12 COVER (FLOOR SIDE MEMBER)				
90	CL-CLT900 -- 64" BBC	D8HZ 90104A12-B		1
90	CL-CLT900 -- 88",110" BBC	D8HZ 90104A12-C		1
10418 REINFORCEMENT ASSY. (FLOOR SIDE INNER MEMBER FRONT)				
90	CL-CLT900	(RH) D8HZ 9010418-A	(LH) E5HZ 9010418-A	1
10420-1 PANEL (ENGINE COVER SIDE)				
90	CL-CLT900 -- 88",110" BBC	(RH) D8HZ 9010420-A	(LH) E5HZ 9010421-B	1
90	CL-CLT900 -- 64" BBC	(RH) D8HZ 9010420-B	(LH) E5HZ 9010421-A	1
10422 REINFORCEMENT (ENGINE COVER PANEL CENTER)				
90	CL-CLT900	D8HZ 9010422-A		1
90	L-LA-LL-LN-LNT-LS-LT-LTA-LTL- LTS700/900 -- w/7.8L FNH diesel engine & allison MT654 SRS trans.	E9HZ 8010422-A		1
104K38-9 BRACKET (BODY ROCKER PANEL)				
90	CF-CFT600/800	(RH) E6HZ 60104K38-A	(LH) E6HZ 60104K39-A	1
90	LTL900	(RH) E1HZ 90104K38-A	(LH) E1HZ 90104K39-A	1
10444 CATCH ASSY. (ENGINE COVER)				
90	F600/800,FT800/900 -- FNH diesel	E7HZ 6010444-A		2
10562 REINFORCEMENT ASSY. (FLOOR SIDE INNER MEMBER REAR)				
90	CL-CLT900 -- 64" BBC	D8HZ 9010562-B	R.H. and L.H.	2
90	CL-CLT900 -- 88", 110" BBC	E5HZ 9010562-A	R.H. and L.H.	2
10604-5 REINFORCEMENT (FLOOR PAN FRONT CROSS MEMBER)				
90	FT800/900 -- except FNH diesel	(RH) E0TZ 6010604-A	(LH) E0TZ 6010605-A	1
90	F600/800,FT800/900 -- FNH diesel	(RH) E7HZ 6010604-A	(LH) E8HZ 6010605-A	1
90	CL-CLT900	(RH) D8HZ 9010604-A	(LH) D8HZ 9010605-A	1
10608 MEMBER (REAR FLOOR CROSS)				
90	CF-CFT600/800	E6HZ 6010608-A	Front	1
		E6HZ 6010608-B	Rear	1
		E6HZ 6010608-C	Center	1
		E6HZ 6010608-D	Outer	1
10617 MEMBER (FLOOR CROSS INTERMEDIATE)				
90	CL-CLT900 -- 88",110" BBC	D8HZ 9010617-A		1
10624 MEMBER (FLOOR PAN CORNER CENTER)				
90	L-LA-LL-LN-LNT-LS-LT-LTA-LTL- LTS600/900	E3HZ 8010624-A		1

1990/
TRUCK SERIES 600/900

YEAR	MODEL/RESTRICTIONS	PART NUMBER	DESCRIPTION	QTY.
10654 EXTENSION (FLOOR SIDE SILL)				
90	CL-CLT900	D8HZ 9010654-A		2
10684-5 MEMBER (FLOOR PAN CENTER FRONT)				
90	L-LA-LL-LN-LNT-LS-LT-LTA-LTL-LTS700/800	(RH) D0HZ 8010684-A	(LH) D0HZ 8010685-A	1
90	CL-CLT900	(RH) E1HZ 9010684-A	(LH) E1HZ 9010685-A	1
106A84 BRACKET (FRONT CROSSMEMBER TO FRONT PANEL LOWER EXTENSION)				
90	CL-CLT900	E0HZ 90106A84-A		1
10692-3 MEMBER (FRONT FLOOR CROSS FRONT)				
90	B-F600/800,FT800/900	(RH) E0TZ 6010692-A	(LH) E0TZ 6010693-A	1
90	CF-CFT600/800	E6HZ 6010692-A		1
107A94 MEMBER (FLOOR PAN CORNER REAR)				
90	L-LA-LL-LN-LNT-LS-LT-LTA-LTS700/900	F0HZ 80107A94-A		1
107A94 MEMBER (FRONT FLOOR CROSS REAR)				
90	F600/800,FT800/900	E3HZ 60107A94-A		1
10946 REINFORCEMENT (FLOOR PAN REAR CROSS MEMBER)				
90	L-LA-LL-LN-LNT-LT-LTA-LTL-LTS700/900 -- w/single vertical pipe and muffler	E0HZ 9010946-A		4
109A68-9 MEMBER (FLOOR PAN CROSS REAR)				
90	CF-CFT600/800	E6HZ 60109A68-A		1
90	CL-CLT900 -- 64" BBC	(RH) D8HZ 90109A68-B	(LH) D8HZ 90109A69-B	1
90	CL-CLT900 -- 88" BBC	(RH) D8HZ 90109A68-D	(LH) D8HZ 90109A69-D	1
90	CL-CLT900 -- 110" BBC	(RH) D8HZ 90109A68-E	(LH) D8HZ 90109A69-E	1
11112 INSULATION (FRONT FLOOR PAN HEAT)				
90	L-LA-LL-LN-LNT-LS-LT-LTA-LTL-LTS700/900	F0HZ 8011112-A	Cut to fit	1
111A22-3 EXTENSION (FLOOR SIDE REAR)				
90	L-LA-LL-LN-LNT-LS-LT-LTA-LTL-LTS700/900	(RH) D0HZ 80111A22-A	(LH) D0HZ 80111A23-A	1
111B28 PAN (FRONT FLOOR FRONT)				
90	B-F600/800,FT800/900 -- except FNH diesel	E8HZ 60111B28-B		
90	F600/800,FT800/900 -- FNH diesel	E8HZ 60111B28-A		1
11135 PAN (FRONT FLOOR)				
90	C-CT800	D2KZ 6011135-A		1
90	B,F600/800,FT800/900 -- with FNH diesel		Refer to group 11140-1	
90	B,F600/800,FT800/900 -- except FNH diesel	E9HZ 6011135-B	Front	1
		E9HZ 6011135-A	Rear	1
90	L-LA-LS-LT-LTL-LTS800/900	E8HZ 8011135-A		1
90	LN-LNT700/900 -- w/FNH diesel	E8HZ 9011135-A		1
90	LN-LNT900 -- exc. FNH diesel	E8HZ 9011135-B		1
90	F600/800,FT800/900	385523-S	(PP-96)-plug button 2 1/16 x 2 19/32	1
111B36 RETAINER (FLOOR PAN LOWER HEAT INSULATOR)				
90	C-CT800	D6HZ 90111B36-A		1
90	C-CT800	38294-S8	(U-141)-screw-pan head, slotted-1/4"-20 x 1"	2
		34940-S7-8	(X-88)-lockwasher-external tooth-1/4"	2
		33920-S8	(X-88)-lockwasher-external tooth-1/4"	2
		33920-S8	(M-25)-nut-hex.-1/4"-20	2

1990/
TRUCK SERIES 600/900

YEAR	MODEL/RESTRICTIONS	PART NUMBER	DESCRIPTION	QTY.	
11140-1 PAN (FRONT FLOOR)					
90	F600/800,FT800/900 -- FNH diesel	(RH) E8HZ 6011140-A	(LH) E8HZ 6011141-A	Front	1
		E8HZ 6011140-B	Rear		1
90	CF-CFT600/800	(RH) E7HZ 6011140-E	(LH) E7HZ 6011141-B		1
		E6HZ 6011140-B	Center-front		1
		E7HZ 6011140-F	Center-rear		1
90	CL-CLT900 -- 88", 110" BBC	E9HZ 9011141-A			1
90	CL-CLT900 -- 64" BBC	E9HZ 9011141-B			1
11142-3 EXTENSION (FLOOR PAN SIDE)					
90	F600/800(81),FT800/900	(RH) E0TZ 6011142-A	(LH) E0TZ 6011143-A		1
90	B-F600/800(84)	(RH) E0TZ 6011142-B	(LH) E0TZ 6011143-B		1
90	CL-CLT900	(RH) D8HZ 9011142-A	(LH) D8HZ 9011143-A		1
11146-7 EXTENSION (FLOOR PANSIDE REAR)					
90	CL-CLT900 -- 64" BBC	(RH) D8HZ 9011146-A	(LH) D8HZ 9011147-A		1
90	CL-CLT900 -- 88",110" BBC	(RH) D8HZ 9011146-B	(LH) D8HZ 9011147-B		1
11172 INSULATOR (FLOOR PAN SOUND)					
90	CF-CFT600/800	E6HZ 6011172-A	Front floor		1
		E6HZ 6011172-B	Rear floor center		1
111A74 PLATE (FLOOR PAN HOLE COVER)					
90	C-CT800	E4HZ 60111A74-A			1
112B10-1 REINFORCEMENT (FLOOR PAN TO SEAT REAR)					
90	F600/800,FT800/900 -- w/Viking T-Bar seats	(RH) E7HZ 60112B10-A	(LH) E7HZ 60112B11-A		1
90	LN-LNT700/900	D0HZ 80112B11-A	L.H.		1or2
90	L-LA-LS-LT-LTA-LTL-LTS800/900	D0HZ 90112B11-A	L.H.		2
112C18 BRACKET (BODY SHOCK MOUNTING REAR)					
90	CL-CLT900 -- w/easy rider suspension	D8HZ 90112C18-A			2
11248 REINFORCEMENT (FLOOR PAN PASSENGER SEAT TRACK)					
90	C-CT800	D6HZ 6011248-A			2
90	CL-CLT900	D8HZ 9011248-A	Front and rear		2
90	L-LA-LL-LN-LNT-LS-LT-LTA-LTL-LTS700/900	D0HZ 8011248-A			2
					2
11271 REINFORCEMENT (FLOOR PAN FRONT)					
90	CL-CLT900	E5HZ 9011271-A			1
113B04-5 PLATE (FLOOR SIDE REAR EXTENSION)					
90	L-LA-LL-LN-LNT-LS-LT-LTA-LTL-LTS700/900	(RH) D0HZ 80113B04-A	(LH) D0HZ 80113B05-A		1
113A52 SEAL (FLOOR PAN ACCELERATOR OPENING)					
90	F600/800,FT800/900 -- FNH diesel	E7HZ 80113A52-A			1
113K94 REINFORCEMENT (ENGINE COVER SIDE)					
90	CL-CLT900 -- 64" BBC	D8HZ 90113K94-A	R.H. and L.H.		2
90	CL-CLT900 -- exc. 64" BBC	D8HZ 90113K94-B			1
11398-9 DEFLECTOR (FRONT FLOOR HEAT)					
90	F600/800 -- w/8.2L or 320-8T diesel	E3HZ 6011398-A	L.H. side		1
90	FT800/900 -- w/8.2L or 320-8T diesel	E3HZ 6011398-B	L.H. side		1
11492 INSULATOR (FRONT FLOOR PAN UNDER FRONT SEAT SOUND)					
90	F600/800,FT800/900	E6HT 6011492-A			1
11552-3 BRACE (BODY SIDE EXTENSION REAR)					
90	LA-LTA900	(RH) E8HZ 9011552-A	(LH) E8HZ 9011553-A		1
12110 PLATE (FLOOR TRANSMISSION COVER)					
90	B-F600/800(84) -- FNH diesel with M/T	E7HZ 6012110-C			1
90	B-F600/800(84) -- FNH diesel with A/T	E9HZ 6012110-B			1
90	F600/800,FT800/900 -- FNH diesel with M/T	E7HZ 6012110-A			1

1990/
TRUCK SERIES 600/900

YEAR	MODEL/RESTRICTIONS	PART NUMBER	DESCRIPTION	QTY.
12110 PLATE (FLOOR TRANSMISSION COVER) -- Cont'd				
90	F600/800,FT800/900 -- FNH diesel with A/T	E7HZ 6012110-B		1
90	F600/800,FT800/900 -- except FNH diesel	E9HZ 6012110-A	Cut hole as required	1
90	L-LL-LN-LNT-LS-LT-LTS700/800	E3HZ 8012110-A		1
90	L-LA-LL-LN-LNT-LS-LT-LTA-LTL-LTS900	E3HZ 9012110-B		1
90	L-LA-LL-LN-LNT-LS-LT-LTA-LTL-LTS700/900 -- w/MT654 A/T	E3HZ 8012110-A		1
90	B-F600/800,FT800/900	★57317-S2	Screw and washer-5/16"-18 x 1"	AR
		356833-S2	(MM-206-A)-nut and retainer caged-5/16"-18	AR
		359613-S2	(MM-205)-nut and retainer-5/16"-18	AR
12122 SEAL (FLOOR TRANSMISSION COVER PLATE)				
90	B-F600/800,FT800/900	E0TZ 6012122-A	71" long	1
12177-8 PLATE (CAB PIVOT BEARING ACCESS COVER)				
90	C-CT800	(RH) B7T 9112177-A	(LH) B7T 9112178-A	1
		★57315-S2	Screw and washer-pan head-5/16"-18 x 1/2"	4
		★45268-S2	Nut and retainer-5/16"-18	4
12205 SEAL (FLOOR ACCELERATOR PEDAL OPENING) - Also refer to group 9793 in Chassis Section				
90	C-CT800	B7T 9112205-A		1
90	L-LL-LN-LNT-LS-LT-LTS700/900	D5HZ 8012205-A		1
90	L-LA-LL-LN-LNT-LS-LT-LTA-LTL-LTS700/900	D5HZ 9012205-A		1
13068-9 PANEL (HEADLAMP MOUNTING)				
90	CF-CFT600/800	(RH) E6HZ 6013068-A	(LH) E6HZ 6013069-A	1
13100 RETAINER (FRONT FLOOR CARPET CENTER)				
90	CL-CLT900	D8HZ 9013100-A		1
13204-5 SPACER (FRONT DOOR SCUFF PLATE)				
90	L-LA-LL-LN-LNT-LS-LT-LTA-LTL-LTS700/900	(RH) F0HZ 8013204-A	(LH) F0HZ 8013205-A	1
13208-9 PLATE (FRONT DOOR SCUFF)				
90	CF-CFT600/800	(RH) E6HZ 6013208-A	(LH) E6HZ 6013209-A	1
		(RH) E6HZ 6013208-B	(LH) E6HZ 6013209-B	1
90	CL-CLT900	(RH) D8HZ 9013208-A	(LH) D8HZ 9013209-A	1
90	F600/800,FT800/900	E9TZ 1513208-A	R.H. and L.H.-black	2
90	L-LA-LL-LN-LNT-LS-LT-LTL-LTS700/900 -- exc. high-level trim	(RH) E8HZ 8013208-A	(LH) E8HZ 8013209-A	1
90	L-LA-LL-LN-LNT-LS-LT-LTL-LTS700/900 -- w/high level trim	(RH) E8HZ 8013208-B	(LH) E8HZ 8013209-B	1
			Cadium finish	
			Bright finish	

1990/
TRUCK SERIES 600/900

BODY BOLT CHART

INSTRUCTIONS

Truck bodies for Conventional Cabs (body type 81) are assembled to the frame by various bolts and related parts.

The illustrations on the next page show a typical example of a Convention Cab frame. The body bolt locations are numbered consecutively beginning at the cowl from 1 to 6 as required. For quick identification the related parts used at each location are arranged alphabetically as follows:

Absorbers Bolts Insulators Nuts Retainers Washers

TO USE BODY BOLT CHART

- 1) Determine the location of the parts required by referring to the illustrations.
- 2) Select the necessary parts listed for each location.

For example:

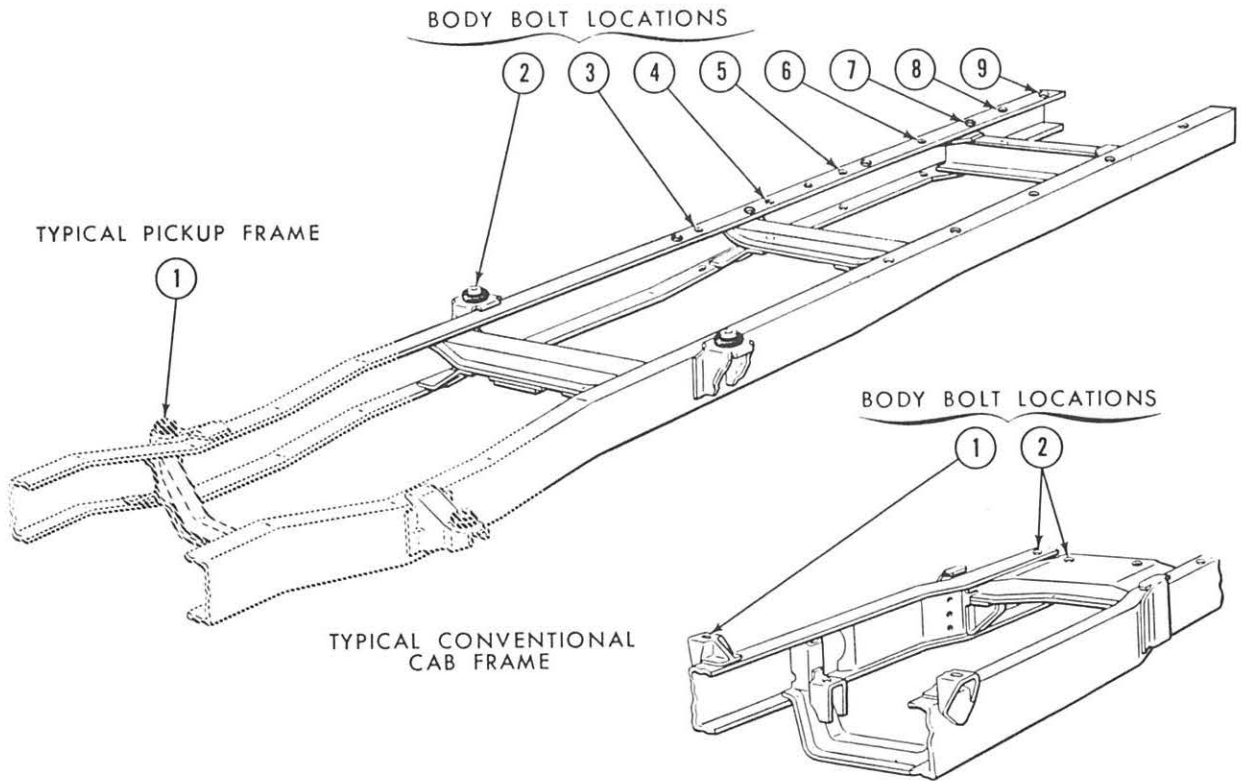
To find the parts necessary to install a 1990/ L 800 Conventional Cab at the front mount:

- 1) Refer to the illustration and determine that the front mount is the No. 1 Location.
- 2) Refer to the chart under Body Bolt Location No. 1.
- 3) The parts required are:

NAME	PART NUMBER	PART NUMBER
Bolt	58687-S2	Spacer-square D0HZ 5000130-A
Insulator	D0HZ 8000149-A	Washer-flat 44735-S8
Nut-hex. 1/2"-13	55697-S8	Washer-flat-9/16" 374049-S
Spacer-round	NS - improvise	

PARTS NOT AVAILABLE FOR SERVICE

Parts identified by a black star ★ are not available for service and must be improvised or procured locally.



P-10082

1990/ TYPICAL TRUCK FRAMES SHOWING BODY BOLT LOCATIONS

1990/
TRUCK SERIES 600/900

BODY BOLT CHART

YEAR	MODEL	PART NAME	PART NUMBER OR REMARKS		
BODY BOLT LOCATION NO. 1 - CAB FRONT					
90	B-F600/800(81,84),FT800/900	Bolt-1/2-13 X 6"	58690-S2(B-129-KA)		
		Flatwasher	★ 356458-S2		
		Spacer	★ 387307-S		
		Absorber-upper	D5UZ 1000154-A		
		Absorber-lower	D5UZ 1000155-A		
		Retainer	★ E3HB 8100282-A		
		Nut-1/2-13	34989-S2(M-89-FA)		
		Absorber-upper	E0HZ 6000154-A		
		Spacer-front	E2HZ 6000134-A		
		Absorber-lower	E0HZ 6000155-A		
		Shim	E2HZ 6000331-A		
		90	L-LN-LNT-LT-LTL-LTS600/900	Bolt-hex. head-1/2" -13 x 4 1/2"	58687-S2(B-129-H)
				Insulator	D0HZ 8000149-A
Nut-hex.-1/2" -13	55697-S8(M-89-F)				
Spacer-round	★ D0HA 5A076-A				
Spacer-square	E4HZ 5000130-A				
Washer-flat-1/2"	44735-S8(X-32)				
Washer-flat-9/16"	374049-S(XX-198-A)				
BODY BOLT LOCATION NO. 2 - CAB REAR					
90	F600/800(81),FT800/900	Bolt-1/2 x 13 x 4 1/2"	58687-S2(B-129-H)		
		Flatwasher	★ 356458-S2		
		Retainer	★ E3HB 8100282-A		
		Cushion	★ E0HT 6000228-AA		
		Spacer	★ C8TZ 8100226-A		
		Nut-1/2-13	34989-S2(M-89-FA)		
90	LN-LNT700	Bolt-hex. head-1/2" -13 x 4"	★ 58685-S2		
		Cushion	D0HZ 5000228-A		
		Nut-hex.-1/2" -13	55697-S8(M-89-F)		
		Spacer	D0HZ 5000226-A		
		Washer-flat-1/2"	44735-S8(X-32)		
90	L-LN-LNT-LT-LTL-LTS800/900	Bolt-hex. head-1/2" -13 x 2"	383896-S2(BB-195-E)		
		Nut-hex.-1/2" -13	55697-S8(M-89-F)		
		Washer-flat-1/2"	44735-S8(X-32)		
		Washer-flat-9/16"	351321-S8(XX-197)		

1990/
TRUCK SERIES 600/900

YEAR	MODEL/RESTRICTIONS	PART NUMBER	DESCRIPTION	QTY.
20000-1 STRIPE KIT (BODY SIDE)				
90	CF-CFT600/800	E6HZ 6020000-D	R.H. door-upper-red, orange, dark red	1
		E6HZ 6020001-D	L.H. door-upper-red, orange, dark red	1
		E6HZ 6020000-E	R.H. door-upper-red, med gray, dark gray	1
		E6HZ 6020001-E	L.H. door-upper-red, med gray, dark gray	1
		E6HZ 6020000-G	R.H. door-lower-red, orange, dark red	1
		E6HZ 6020001-G	L.H. door-lower-red, orange, dark red	1
		E6HZ 6020000-H	R.H. door-lower-red, med gray, dark gray	1
		E6HZ 6020001-H	L.H. door-lower-red, med gray, dark gray	1
		E6HZ 6020000-K	R.H. quarter panel-red, orange, dark red	1
		E6HZ 6020001-K	L.H. quarter panel-red, orange, dark red	1
	E6HZ 6020000-L	R.H. quarter panel-red, med gray, dark gray	1	
	E6HZ 6020001-L	L.H. quarter panel-red, med gray, dark gray	1	
200A10-1 PANEL (DOOR OPENING STEP)				
90	CL-CLT900	(RH) D8HZ 90200A10-A	(LH) D8HZ 90200A11-A	1
20012-3 STEP (BODY SIDE)				
90	CF-CFT600/800	(RH) E6HZ 6020012-A	(LH) E6HZ 6020013-A	Lower
		E6HZ 6020012-B	R.H. and L.H.-upper	2
90	CL-CLT900 -- 64",88",110" BBC	D8HZ 9020012-B	R.H. and L.H.-lower	2
		D8HZ 9020012-D	R.H. and L.H.-upper	2
20038-9 HANDLE (BODY SIDE ASSIST)				
90	CL-CLT900 -- 64",88",110" BBC	(RH) D8HZ 9020038-A	(LH) D8HZ 9020039-A	1
90	LTL900	E2HZ 9020038-A	R.H. and L.H. on muffler support	2
200L52 BRACE (SIDE STEP)				
90	CL-CLT900	D8HZ 90200L52-A		2
20062-5 SUPPORT (BODY SIDE STEP)				
90	CF-CFT600/800	(RH) E6HZ 6020062-A	(LH) E6HZ 6020063-A	Front
90	CL-CLT900 -- 110" BBC	D8HZ 9020063-B	R.H.-rear	1
90	CL-CLT900 -- 110" BBC	D8HZ 9020065-B	L.H.-rear	1
90	CL-CLT900 -- 64",88",110" BBC -- w/o comfort or easy ride mounting	D8HZ 9020062-B	R.H. and L.H.-front	2
90	CL-CLT900 -- 64" BBC -- w/comfort or easy ride mounting	D8HZ 9020062-C	R.H. and L.H.-front	2
20084 INSULATOR (BODY SIDE STEP)				
90	CF-CFT600/800	E6HZ 6020084-A	Approx. 13 1/2" long-four holes	2
		E6HZ 6020084-B	Approx. 7 1/4" long-two holes	4
		E6HZ 6020084-C	Approx. 13 3/4" long-two holes	2
		E6HZ 6020084-D	Approx. 3" long-two holes	2
		E6HZ 6020084-E	Approx. 13" long-five slots	2
20100 MOULDING (DOOR STOWAGE COMPARTMENT)				
90	L-LA-LL-LN-LNT-LS-LT-LTA-LTL-LTS700/900 -- w/o stereo radio	E4HZ 8020100-B	Charcoal	1
		E7HZ 8020100-C	Chestnut	1
90	L-LA-LL-LN-LNT-LS-LT-LTA-LTL-LTS700/900 -- w/stereo radio	E7HZ 8020100-A	Charcoal	1
		E7HZ 8020100-B	Chestnut	1
20124-5 DOOR ASSY. (FRONT) - Less paint and trim				
90	C-CT800	(RH) D4HZ 6020124-A	(LH) D4HZ 6020125-A	Also refer to group 21984
90	CF-CFT600/800	(RH) E9HZ 6020124-A	(LH) E9HZ 6020125-A	1
90	CL-CLT900	(RH) D8HZ 9020124-A	(LH) D8HZ 9020125-A	1
90	F600/800,FT800/900	(RH) E8TZ 1520124-A	(LH) E8TZ 1520125-A	Air vent in both R.H. and L.H. doors
90	L-LA-LL-LN-LNT-LS-LT-LTA-LTL-LTS700/900	(RH) E8HZ 8020124-A	(LH) E8HZ 8020125-A	1
90	C-CT800	373162-S	(BB-563-A)-screw & washer-hex. head-3/8"-16 x 1 1/8"	12

1990/
TRUCK SERIES 600/900

YEAR	MODEL/RESTRICTIONS	PART NUMBER	DESCRIPTION	QTY.
20146-7 KIT (DOOR HARDWARE)-Less door and side glass				
90	L-LA-LL-LN-LNT-LS-LT-LTA-LTL-LTS700/900	(RH) E2HZ 8020146-A	(LH) E2HZ 8020147-A	1
20168-9 REINFORCEMENT (FRONT DOOR FRONT FRAME UPPER)				
90	L-LA-LL-LN-LNT-LS-LT-LTA-LTL-LTS700/900	(RH) D0HZ 8020168-A	(LH) D0HZ 8020169-A	1
20170-1 REINFORCEMENT (FRONT DOOR REAR FRAME UPPER)				
90	L-LA-LL-LN-LNT-LS-LT-LTA-LTL-LTS700/900	(RH) F0HZ 8020170-A	(LH) F0HZ 8020171-A	1
20196-7 REINFORCEMENT (FRONT DOOR FRONT FRAME LOWER)				
90	L-LA-LL-LN-LNT-LS-LT-LTA-LTL-LTS700/900	(RH) D0HZ 8020196-A	(LH) D0HZ 8020197-A	1
20196 REINFORCEMENT (DOOR GLASS CHANNEL)				
90	CF600/800	E6HZ 6020196-A	R.H. and L.H.	2
20200-1 PANEL (FRONT DOOR OUTSIDE)				
90	CF-CFT600/800	(RH) E9HZ 6020200-A	(LH) E9HZ 6020201-A	1
90	CL-CLT900	(RH) D8HZ 9020200-A	(LH) D8HZ 9020201-A	1
90	F600/800.FT800/900	(RH) E7TZ 1520200-A	(LH) E7TZ 1520201-A	1
90	L-LA-LL-LN-LNT-LS-LT-LTA-LTL-LTS700/900	(RH) D8HZ 8020200-A	(LH) D8HZ 8020201-A	1
90	L-LA-LL-LN-LNT-LS-LT-LTA-LTL-LTS700/900	(RH) E8HZ 8020200-A	(LH) E8HZ 8020201-A	1
20214-5 PANEL (FRONT DOOR INSIDE UPPER)				
90	CL-CLT900	(RH) E4HZ 9020214-A	(LH) E4HZ 9020215-A	1
20272 WEATHERSTRIP (DOOR OUTER LOWER)				
90	CF-CFT600/800	E6HZ 6020272-A	R.H. and L.H.	2
20288-9 FRAME (DOOR VENT OPENING)				
90	CL-CLT900	(RH) D8HZ 9020288-A	(LH) D8HZ 9020289-A	1
20366 WEDGE (FRONT DOOR TOP)				
90	C-CT800	C2TZ 9120366-A	R.H. and L.H.	2
90	L-LA-LL-LN-LNT-LS-LT-LTA-LTL-LTS700/900	D0HZ 8020366-A	R.H. and L.H.	2
90	C-CT800	*50999-S7	Screw & washer-pan head cross recess-No. 12-24 x 5/8"	4
90	L-LA-LL-LN-LNT-LS-LT-LTA-LTL-LTS700/900	57472-S40	(B-339-V)-screw-1/4" -20 x 1/2"	8
20368 PLATE (FRONT DOOR TOP WEDGE STRIKER)				
90	C-CT800	B7T 9120368-A	R.H. and L.H.	2
90	L-LA-LL-LN-LNT-LS-LT-LTA-LTL-LTS700/900	D0HZ 8020368-A	R.H. and L.H.	2
90	C-CT800	356782-S8	(BB-114)-screw & washer-flat head cross recess-No. 12-24 x 1/2"	4
		34054-S8	(M-157)-nut-hex.-No. 12-24	4
20378 WEDGE (FRONT DOOR BOTTOM)				
90	C-CT800	B7T 9120378-A	R.H. and L.H.	2
90	L-LA-LL-LN-LNT-LS-LT-LTA-LTL-LTS700/900	26515-S7	(U-172-A)-screw-round head slotted-1/4"-20 x 3/4"	4
		34940-S7-8	(X-88)-lockwasher-external tooth-1/4"	4
		33795-S7	(M-49)-nut-hex.-1/4" -20	4
20390 PLATE (FRONT DOOR BOTTOM WEDGE STRIKER)				
90	C-CT800	B7T 9120390-A	R.H. and L.H.	2
90	L-LA-LL-LN-LNT-LS-LT-LTA-LTL-LTS700/900	C6TZ 9120390-A	R.H. and L.H.	2
90	C-CT800	*50811-S7	Screw & washer-pan head cross recess-No. 12-24 x 1/2"	8
90	L-LA-LL-LN-LNT-LS-LT-LTA-LTL-LTS700/900	57472-S40	(B-339-V)-screw and washer-hex. hd.-1/4-20 x 21/32"	8

1990/
TRUCK SERIES 600/900

YEAR	MODEL/RESTRICTIONS	PART NUMBER	DESCRIPTION	QTY.
20392 SHIM (FRONT DOOR TOP WEDGE)				
90	C-CT800	B7T 9120392-A		AR
20450 REINFORCEMENT (FRONT DOOR HINGE SIDE)				
90	CF-CFT600/800	E6HZ 6020450-A	R.H. and L.H.-on door	2
20518-9 WEATHERSTRIP (DOOR UPPER)				
90	C-CT800	D9HZ 6020518-A	R.H. and L.H.	2
90	CF-CFT600/800	E6HZ 6020518-A	R.H. and L.H.	2
90	F600/800,FT800/900	(RH) E9TZ 1520518-A	(LH) E9TZ 1520519-A	1
20530-1 WEATHERSTRIP (DOOR OPENING)				
90	C-CT800	(RH) C1TZ 9120530-B	(LH) C1TZ 9120531-B	Front
90	CF-CFT600/800	E6HZ 6020530-A	R.H. and L.H.	2
90	CL-CLT900	D8HZ 9020530-A	R.H. and L.H.	2
90	L-LA-LL-LN-LNT-LS-LT-LTA-LTL-LTS700/900	E3HZ 8020530-A	R.H. and L.H.- front	2
20564 SEAL (FRONT DOOR AT BELT)				
90	C-CT800	B7C 8120564-A	R.H. and L.H.	4
20586 RETAINER (FRONT DOOR WEATHERSTRIP)				
90	CF-CFT600/800	E6HZ 6020586-A	R.H. and L.H.	2
90	F600/800,FT800/900	E8TZ 1520586-A	R.H. and L.H.	2
20700 SEAL (FRONT DOOR INNER PANEL BOTTOM DRAIN)				
90	CF-CFT600/800	E5RY 6120700-A		6
20708 WEATHERSTRIP ASSY. (DOOR OPENING)				
90	F600/800,FT800/900	E8TZ 1520708-A	R.H. and L.H.	2
20770 SHIELD (FRONT DOOR WIRING)				
90	C-CT800 - - w/mirror marker lamps	B9TF 9120770-A	R.H. and L.H.	2
20802 ORNAMENT (DOOR IDENTIFICATION)				
90	CF-CFT600/800	E6HZ 6020802-A	"6000"-on door trim panel	2
		E6HZ 6020802-B	"7000"-on door trim panel	2
		E6HZ 6020802-C	"CARGO"-on door trim panel	2
		E7HZ 8020802-A	"8000"-on door trim panel	2
20892 VALVE ASSY. (DOOR VENT)				
90	F600/800,FT800/900	E7TZ 1520892-A	R.H. and L.H.	2
20910 MOULDING KIT (FRONT DOOR OUTSIDE REAR EDGE)				
90	F600/800,FT800/900	E0TZ 1020910-ASP		1
209A20 COVER ASSY. (DOOR VENT VALVE OPENING)				
90	F600/800,FT800/900	E7HZ 60209A20-A	R.H. and L.H.	2
20942-3 MOULDING ASSY. (DOOR TRIM CENTER)				
90	F600/800,FT800/900	(RH) E0TZ 1020942-A	(LH) E0TZ 1020943-A	1
21056-7 MOULDING (FRONT DOOR WINDOW GARNISH LOWER)				
90	C-CT800	(RH) B7T 9121056-A	(LH) B7T 9121057-A	1
		52720-S8	(U-380)-screw-pan head cross recess-No. 8-18 x 3/8"	4
		*52915-S8	Screw-oval head cross recess-No. 8-32 x 1/2"	8
211A00-1 FRAME (FRONT DOOR)				
90	L-LA-LL-LN-LNT-LS-LT-LTA-LTL-LTS700/900	(RH) E8HZ 80211A00-A	(LH) E8HZ 80211A01-A	1
90	CL-CLT900	(RH) E8HZ 90211A00-A	(LH) E8HZ 90211A01-A	1
21122 PLATE (FRONT DOOR INSIDE PANEL COVER)				
90	L-LA-LL-LN-LNT-LS-LT-LTA-LTL-LTS700/900	E8HZ 8021122-A		1
21130-1 COVER (FRONT DOOR INSIDE PANEL ACCESS)				
90	C-CT800	(RH) B7T 9121130-A	(LH) B7T 9121131-A	1
90	CF-CFT600/800	E6HZ 6021130-A	R.H. and L.H.	2

1990/
TRUCK SERIES 600/900

YEAR	MODEL/RESTRICTIONS	PART NUMBER		DESCRIPTION	QTY.		
21132 GASKET (FRONT DOOR INSIDE PANEL ACCESS COVER)							
90	L-LA-LL-LN-LNT-LS-LT-LTA-LTL-LTS700/900	DOHZ	8021132-A	R.H. and L.H.	2		
21204 STRAINER (DOOR OUTSIDE PANEL)							
90	CF-CFT600/800	E6HZ	6021204-A	R.H. and L.H.	2		
21408-9 RETAINER (FRONT DOOR VENT WINDOW WEATHERSTRIP)							
90	C-CT800	(RH) C1TZ	9121408-B	(LH) C1TZ 9121409-B	1		
90	CL-CLT900	(RH) D9HZ	9021408-A	(LH) D9HZ 9021409-A	1		
90	F600/800,FT800/900	(RH) E7TZ	1521408-A	(LH) E7TZ 1521409-A	1		
				Includes division bar and weatherstrip			
90	L-LA-LL-LN-LNT-LS-LT-LTA-LTL-LTS700/900	E2HZ	8021408-A	R.H. and L.H.	2		
90	C-CT800		33923-S7	(M-32)-nut-hex. -5/16" -24	2		
			34906-S8	(X-98)-washer-lock internal tooth-5/16"	2		
			*359607-S8	Screw-pan head cross recess-5/16" -24 x 13/16"	2		
90	L-LA-LL-LN-LNT-LS-LT-LTA-LTL-LTS700/900		*379458-S	Screw-pan head-5/16" -18 x 13/16"	2		
YEAR	MODEL/RESTRICTIONS	PART NUMBER		NAGS NO.	DESCRIPTION	QTY.	
		CLEAR	TINTED				
21410-1 GLASS (DOOR WINDOW)							
FRONT							
90	C-CT800		C3TZ 9121410-D	4137T	R.H. and L.H.	2	
90	CF-CFT600/800		E6HZ 6021410-A	D7017	R.H.-lower moveable	1	
			E6HZ 6021411-A	D7018	L.H.-lower moveable	1	
			E6HZ 6021410-B	2804T	R.H. and L.H.-upper stationary	2	
90	CL-CLT900		D8HZ 9021410-A	D5719	R.H.	1	
			D8HZ 9021411-A	D5720	L.H.	1	
90	F600/800,FT800/900		E7TZ 1521410-B	D7210	R.H.	1	
			E7TZ 1521411-B	D7211	L.H.	1	
90	L-LA-LL-LN-LNT-LS-LT-LTA-LTL-LTS700/900	DOHZ	8021410-A	DOHZ 8021410-B	2600T	R.H. and L.H.	2
21412-3 GLASS (FRONT DOOR VENT WINDOW)							
90	C-CT800		C2TZ 9121412-A	2367T	R.H. and L.H.	2	
90	CF-CFT600/800		E7HZ 6021412-A	V7282	R.H.	1	
			E7HZ 6021413-A	V7283	L.H.	1	
90	CL-CLT900		D8HZ 9021412-A	V5717	R.H.	1	
			D8HZ 9021413-A	V5718	L.H.	1	
90	F600/800,FT800/900		E0TZ 1021412-B	V6058	R.H.	1	
			E0TZ 1021413-B	V6059	L.H.	1	
90	L-LA-LL-LN-LNT-LS-LT-LTA-LTL-LTS700/900	DOHZ	8021412-A	DOHZ 8021412-B	2599T	R.H. and L.H.	2
YEAR	MODEL/RESTRICTIONS	PART NUMBER		DESCRIPTION	QTY.		
21448-9 WEATHERSTRIP (FRONT DOOR VENT WINDOW)							
90	C-CT800	(RH) C1TB	9121448-A	(LH) C1TB 9121449-A	1		
90	CF-CFT600/800	(RH) E6HZ	6021448-A	(LH) E6HZ 6021449-A	1		
90	CL-CLT900	(RH) D8HZ	9021448-A	(LH) D8HZ 9021449-A	1		
90	F600/800,FT800/900	(RH) E7TZ	1521448-A	(LH) E7TZ 1521449-A	1		
90	L-LA-LL-LN-LNT-LS-LT-LTA-LTL-LTS700/900	(RH) DOHZ	8021448-B	(LH) DOHZ 8021449-B	1		
21450 WEATHERSTRIP (FRONT DOOR VENT WINDOW DIVISION BAR)							
90	C-CT800		B7T 9121450-A		R.H. and L.H.	2	
21452-7 WEATHERSTRIP (FRONT DOOR AT BELT) - Incl. clips							
90	C-CT800	(RH) B7T	9121452-A	(LH) B7T 9121453-A	Inside & outside	2	
90	CF-CFT600/800	(RH) E6HZ	6021452-A	(LH) E6HZ 6021453-A	Complete door	1	
			E7HZ 6021452-A		Door at belt	2	
			E6HZ 6021456-A		R.H. and L.H.-upper stationary window	2	
			E6HZ 6021456-B		R.H. and L.H.-in glass channel	2	

1990/
TRUCK SERIES 600/900

YEAR	MODEL/RESTRICTIONS	PART NUMBER	DESCRIPTION	QTY.	
21452-7 WEATHERSTRIP (FRONT DOOR AT BELT) - Incl. clips - Cont'd					
90	CL-CLT900	D8HZ 9021452-A	R.H. and L.H.-outside	2	
		D8HZ 9021456-A	R.H. and L.H.-inside	2	
90	F600/800,FT800/900	(RH) E7TZ 1521452-A	(LH) E7TZ 1521453-A	Outside	1
		(RH) E9TZ 1521456-A	(LH) E9TZ 1521457-A	Inside	1
90	L-LA-LL-LN-LNT-LS-LT-LTA-LTL-LTS700/900	(RH) D0HZ 8021452-A	(LH) D0HZ 8021453-A	Inside and outside	2
90	C-CT600/900	358457-S32	(GG-65)-clip	20	
21458-9 CHANNEL and RETAINER (FRONT DOOR GLASS)					
90	C-CT800	(RH) C7TZ 9121458-A	(LH) C7TZ 9121459-A	1	
90	CF-CFT600/800 - - w/o vent window	E6HZ 6021458-C	R.H. and L.H.	2	
90	CL-CLT900	D8HZ 9021458-A	R.H. and L.H. - lower	2	
90	F600/800,FT800/900	E7TZ 1521458-B	R.H. and L.H.	2	
90	L-LA-LL-LN-LNT-LS-LT-LTA-LTL-LTS700/900	(RH) D0HZ 8021458-A	(LH) D0HZ 8021459-A	1	
21481 SPACER (FRONT DOOR VENT WINDOW RETAINING SCREW)					
90	C-CT800	7C 8121481-A		4	
21508 RUN (FRONT DOOR GLASS LATCH SIDE)					
90	CF-CFT600/800	E6HZ 6021508-A	R.H. and L.H.	2	
90	C-CT800	D0HZ 8021508-A		2	
90	L-LA-LL-LN-LNT-LS-LT-LTA-LTL-LTS700/900			2	
21524 RIVET (FRONT DOOR WINDOW DIVISION BAR WEATHERSTRIP)					
90	C-CT800	0A 7021524	3/32" x 5/32"	10	
21536 RUN (DOOR GLASS UPPER)					
90	CF-CFT600/800	E6HZ 6021536-A	R.H. and L.H.	2	
90	F600/800,FT800/900	E7TZ 1521536-A	R.H. and L.H.	2	
21546 RUN (DOOR GLASS HINGE SIDE)					
90	CF-CFT600/800	E6HZ 6021546-B	R.H. and L.H.	2	
90	CL-CLT900	D8HZ 9021546-A	R.H. and L.H.	2	
90	L-LA-LL-LN-LNT-LS-LT-LTA-LTL-LTS700/900	D0HZ 8021546-A	R.H. and L.H.-front	2	
21546 SEAL (DOOR PANEL LINING)					
90	CF-CFT600/800	E7HZ 6021546-A		2	
21550-1 CHANNEL (FRONT DOOR WINDOW)					
90	CF-CFT600/800	(RH) E6HZ 6021550-A	(LH) E6HZ 6021551-A	Rear-incl. run	1
		(RH) E6HZ 6021550-B	(LH) E6HZ 6021551-B	Front-incl. run	1
21570-1 RETAINER (FRONT DOOR GLASS RUN LATCH SIDE) - Also refer to group 222A00-1					
90	C-CT800	(RH) C3TZ 9121570-A	(LH) C3TZ 9121571-A	1	
		373460-S7	(BB-629)-screw & washer-pan head-1/4"-20 x 1/2"	6	
21608-9 FRAME (FRONT DOOR VENT WINDOW) - Less handle and glass					
90	C-CT800	(RH) C1TZ 9121608-A	(LH) C1TZ 9121609-A	1	
90	F600/800,FT800/900	(RH) E0TZ 1021608-A	(LH) E0TZ 1021609-A	1	
90	L-LA-LL-LN-LNT-LS-LT-LTA-LTL-LTS700/900	(RH) E2HZ 8021608-A	(LH) E2HZ 8021609-A	Bright finish	1
90	CL-CLT900	(RH) D9HZ 9021608-A	(LH) D9HZ 9021609-A	1	
90	C-CT600/900	371617-S	(XX-149)-washer-flat-3/8" (nylon)	4	
21742 BRACKET ASSY. (FRONT DOOR WINDOW LOWER STOP)					
90	CL-CLT900	D8HZ 9021742-A	R.H. and L.H.	2	
21812-3 LATCH ASSY. (FRONT DOOR) - Incl. attaching parts					
90	C-CT800	(RH) E8HZ 6021812-A	(LH) E8HZ 6021813-A	1	
90	CF-CFT600/800	(RH) E7HZ 6021812-A	(LH) E7HZ 6021813-A	1	
90	CL-CLT900	(RH) D8HZ 9021812-A	(LH) D8HZ 9021813-A	1	
90	F600/800,FT800/900	(RH) E9ZZ 6121812-A	(LH) E99Z 6121813-A	1	
90	L-LA-LL-LN-LNT-LS-LT-LTA-LTL-LTS700/900	(RH) E8HZ 8021812-A	(LH) E8HZ 8021813-A	1	

1990/
TRUCK SERIES 600/900

YEAR	MODEL/RESTRICTIONS	PART NUMBER	DESCRIPTION	QTY.
218N12-3 REINFORCEMENT (DOOR PULL HANDLE)				
90	CF-CFT600/800	(RH) E6HZ 60218N12-A	(LH) E6HZ 60218N13-A Rear-5" x 2"	1
		E6HZ 60218N12-B	R.H. and L.H.-2 3/4" x 7/8"	2
		E6HZ 60218N12-C	R.H. and L.H. rear-3 1/2" x 2"	2
		E6HZ 60218N12-D	R.H. and L.H.-7 1/2" x 1 1/2"	2
21818-9 CONTROL and LINK ASSY. (FRONT DOOR LATCH REMOTE)				
90	C-CT800	(RH) E1HZ 8021818-A	(LH) E1HZ 8021819-A	1
90	L-LA-LL-LN-LNT-LS-LT-LTA-LTL-LTS 700/900			1
90	CL-CLT900	(RH) D8HZ 9021818-A	(LH) D8HZ 9021819-A	1
90	F600/800,FT800/900	(RH) E0TZ 1021818-B	(LH) E0TZ 1021819-B	1
21850-1 KNOB (FRONT DOOR LATCH CONTROL ROD)				
90	CF-CFT600/800	E6HZ 6021850-A	R.H. and L.H.-knob	2
		(RH) E6HZ 6021850-B	(LH) E6HZ 6021851-A Shaft	1
90	C-CT800	D5TZ 1021850-A	R.H. and L.H.- octagonal head-black	2
90	CL-CLT900			2
90	L-LA-LL-LN-LNT-LS-LT-LTA-LTL- LTS700/900			2
90	F600/800,FT800/900	D9ZZ 6621850-B	R.H. and L.H.-black	2
21852-3 ROD (FRONT DOOR LATCH PUSH BUTTON)				
90	C-CT800	(RH) D2KZ 5021852-A	(LH) D2KZ 5021853-A	1
90	CL-CLT900	(RH) D8HZ 9021852-A	(LH) D8HZ 9021853-A	1
90	F600/800,FT800/900	(RH) E7TZ 1521852-A	(LH) E7TZ 1521853-A	1
90	L-LA-LL-LN-LNT-LS-LT-LTA-LTL- LTS700/900	(RH) D0HZ 8021852-A	(LH) D0HZ 8021853-A	1
21872-3 SPRING (FRONT DOOR LATCH TOGGLE)				
90	F600/880,FT800/900	(RH) D30Z 6521872-A	(LH) D30Z 6521873-A	1
90	C-CT800	(RH) D0AZ 6221872-A	(LH) D0AZ 6221873-A	1
90	L-LA-LL-LN-LNT-LS-LT-LTA-LTL- LTS700/900			1
21910 SPRING (FRONT DOOR LATCH REMOTE CONTROL)				
90	L-LA-LL-LN-LNT-LS-LT-LTA-LTL- LTS700/900	C5DZ 6221910-A	R.H. and L.H.	2
219A30 ROD ASSY. (DOOR LATCH RELEASE)				
90	CL-CLT900	D8HZ 90219A30-A	R.H. and L.H.	2
219A38 BUSHING (FRONT DOOR LATCH ROD)				
90	CF-CFT600/800	E6HZ 60219A38-A		4
90	F600/880,FT800/900	D2VY 65219A38-B		4
21940-1 LINK (FRONT DOOR LATCH REMOTE CONTROL)				
90	C-CT800	D2KZ 5021940-A	R.H. and L.H.	2
90	CF-CFT600/800	(RH) E6HZ 6021940-A	(LH) E6HZ 6021941-A	1
90	CL-CLT900		Refer to group 22152	
90	F600/800,FT800/900	(RH) E0TZ 1021940-A	(LH) E0TZ 1021941-A	1
90	L-LA-LL-LN-LNT-LS-LT-LTA-LTL- LTS700/900	DOHZ 8021940-A	R.H. and L.H.	2
21942-3 COVER and SPRING KIT (FRONT DOOR LOCK CYLINDER)				
90	C-CT800	(RH) B2A 7021942-A	(LH) B2A 7021943-A	1
21952 RETAINER (FRONT DOOR LATCH ROD)				
90	C-CT800	E1FZ 6121952-A		10
90	L-LA-LL-LN-LNT-LS-LT-LTA-LTL- LTS700/900			
90	CF-CFT600/800	E6HZ 6021952-A		4
90	CL-CLT900	E1DZ 5421952-A		AR
90	F600/800,FT800/900	D9BZ 5421952-A	Lower	AR
21970 LEVER (FRONT DOOR LATCH OPERATING)				
90	L-LA-LL-LN-LNT-LS-LT-LTA-LTL- LTS700/900	D2AZ 6521970-A	Incl. retaining spring	2
90	F600/800,FT800/900	E4SZ 6321970-A		2

1990/
TRUCK SERIES 600/900

YEAR	MODEL/RESTRICTIONS	PART NUMBER	DESCRIPTION	QTY.						
21984	Refer to group 22050									
21999	GROMMET (FRONT DOOR LATCH KNOB)									
90	L-LA-LL-LN-LNT-LS-LT-LTA-LTS700/900	D9FZ 6221999-B		AR						
90	LTL900	D0AZ 6221999-B		AR						
22008	PLATE (DOOR LATCH STRIKER)									
90	C-CT800	C5AZ 6222008-A	Front	2						
90	L-LA-LL-LN-LNT-LS-LT-LTA-LTL-LTS700/900			2						
90	CF-CFT600/800	E7HZ 6022008-A		2						
90	CL-CLT900	D8HZ 9022008-A	Plate	2						
90	CL-CLT900	D8HZ 9022008-B	Striker	2						
90	F600/800,FT800/900	E7AZ 5422008-A		2						
22021	RETAINER (FRONT DOOR LATCH STRIKER ANCHOR PLATE)									
90	C-CT800	D2KZ 5022021-A		2						
90	CF-CFT600/800	E6HZ 6022021-A		2						
90	L-LA-LL-LN-LNT-LS-LT-LTA-LTL-LTS700/900	D0AZ 6222021-A		2						
90	CL-CLT900	D8HZ 9022021-A		2						
22023	RETAINER (FRONT DOOR LOCK CYLINDER)									
90	CL-CLT900	D8HZ 9022023-A	Outer	2						
		D8HZ 9022023-B	Inner	2						
90	F600/880,FT800/900	E9SZ 6322023-B		2						
90	C-CT800	C5AZ 6222023-A		2						
90	L-LA-LL-LN-LNT-LS-LT-LTA-LTL-LTS700/900			2						
22024	PLATE (FRONT DOOR LATCH STRIKER TAPPING)									
90	C-CT800	D2KZ 5022024-A		2						
90	CF-CFT600/800		Serviced in Assy. Group 28160-1 only							
90	CL-CLT900	D8HZ 9022024-A		2						
90	L-LA-LL-LN-LNT-LS-LT-LTA-LTL-LTS700/900	D3DZ 6222024-A		2						
22042	PAD (DOOR LOCK CYLINDER)									
90	CF-CFT600/800	E6HZ 6022042-A		2						
YEAR	MODEL	CONSISTS OF LOCK CYLINDERS AND KEYS FOR						DESCRIPTION	PART NUMBER	QTY.
		DOOR			G/IGN.	CON.	HOOD			
		B/D	F/D	S/D	COMPT.	SOLE				
22050	CYLINDER and KEY SET (DOOR and IGNITION LOCK)									
Notes:	◆ Key head reads "FORD", ◇ Key head reads "Family of Fine Cars"									
	For replacement key blanks, order through Rotunda Equipment									
90	B600/800					I			E1TZ 11582-A *SW-1647	1
90	C-CT800		F/D			I			D8TZ 1022050-D	1
			F/D						D2AZ 6521984-A	2
90	CF-CFT600/800				G/C				E6HZ 6006081-A	1
			F/D			I			E6HZ 6022050-B	1
			F/D						E6HZ 6021984-B	2
						I			E6HZ 11582-B	1
90	CL-CLT900		F/D			I			D2AZ 6521984-A	2
									C9AZ 11582-A	1
									*SW-814	
			F/D			I			D8HZ 9022050-A	1
			F/D					Incl. R.H. and L.H.	E1TZ 1021984-A	1
90	F600/800,FT800/900					I			E6HZ 11582-A	1
			F/D			I			E6AZ 5422050-A	1
					G/C				E7TZ 1506081-A	1
			F/D						E6TZ 1521984-A	2

1990/
TRUCK SERIES 600/900

YEAR	MODEL	CONSISTS OF LOCK CYLINDERS AND KEYS FOR						DESCRIPTION	PART NUMBER	QTY.	
		DOOR			G/	IGN.	CON-				HOOD
		B/D	F/D	S/D	COMPT.		SOLE				
22050	CYLINDER and KEY SET (DOOR and IGNITION LOCK) — Cont'd										
Notes:	♦ Key head reads "FORD", ◇ Key head reads "Family of Fine Cars"										
	For replacement key blanks, order through Rotunda Equipment										
90	L-LA-LL-LN-LNT-LS-LT-LTA-LTL-LTS700/900		F/D				I		D8TZ 1022050-D	1	
			F/D				I		D2AZ 6521984-A	1	
									C9AZ 11582-A	1	
									*SW-814		
YEAR	MODEL/RESTRICTIONS	PART NUMBER						DESCRIPTION	QTY.		
22053	KEY BLANK-For replacement key blanks, order through Rotunda Equipment										
22134-5 ROD (FRONT DOOR LATCH CONTROL TO CYLINDER)											
90	C-CT600/900						D4HZ 6022134-A	R.H. and L.H.		2	
90	F600/800,FT800/900					(RH)	E7TZ 6022134-A	(LH) E7TZ 6022135-A		1	
90	L-LA-LL-LN-LNT-LS-LT-LTA-LTL-LTS700/900						D0HZ 8022134-A	R.H. and L.H.		2	
22146-7 REINFORCEMENT (DOOR FRAME LOCK OPENING)											
90	CF-CFT600/800					(RH)	E6HZ 6022146-A	(LH) E6HZ 6022147-A		1	
90	CL-CLT900						D8HZ 9022146-A	R.H. and L.H.		2	
22152-3 ROD (FRONT DOOR LATCH ACTUATING)											
90	CF-CFT600/800					(RH)	E6HZ 6022152-A	(LH) E6HZ 6022153-A	Latch to lock lower	1	
90	CL-CLT900						D8HZ 9022152-A	R.H. and L.H.		2	
90	F600/800,FT800/900					(RH)	E8TZ 1522152-A	(LH) E8TZ 1522153-A		1	
222A00-1 RETAINER (FRONT DOOR GLASS RUN LATCH SIDE) - Also refer to group 21568											
90	F600/800,FT800/900					(RH)	E7TZ 15222A00-A	(LH) E7TZ 15222A01-A		1	
22202-3 FRAME (UPPER DOOR WINDOW)											
90	CF-CFT600/800					(RH)	E6HZ 6022202-A	(LH) E6HZ 6022203-A	Upper	1	
							E6HZ 6022202-B	R.H. and L.H.-lower		2	
222A20-1 SHIELD (DOOR VENT WATER)											
90	F600/800, FT800/900					(RH)	E9TZ 15222A20-A	(LH) E9TZ 15222A21-A		1	
222K77 MOULDING (DRIVER OBSERVATION WINDOW GARNISH LOWER)											
90	CL-CLT900 - - 64" BBC						D8HZ 90222K77-A	R.H.-paint to match		1	
22288-9 BRACKET (DOOR VENT WINDOW FRAME STABILIZER)											
90	CL-CLT900					(RH)	D8HZ 9022288-A	(LH) D8HZ 9022289-A		1	
22288-9 RETAINER (DOOR VENT WINDOW PIVOT)											
90	CF-CFT600/800					(RH)	E6HZ 6022288-A	(LH) * E6HZ 6022289-A r/bE7HZ 6022989-A(4/88)	Lower	1	
22296-7 BAR (FRONT DOOR VENT WINDOW DIVISION)											
90	C-CT800					(RH)	B7T 9122296-A	(LH) B7T 9122297-A		1	
90	CL-CLT900					(RH)	D8HZ 9022296-A	(LH) D8HZ 9022297-A		1	
90	F600/800,FT800/900							Refer to group 21408/9			
90	L-LA-LL-LN-LNT-LS-LT-LTA-LTL-LTS700/900					(RH)	E2HZ 8022296-A	(LH) E2HZ 8022297-A	Painted finish	1	
						(RH)	E2HZ 8022296-B	(LH) E2HZ 8022297-B	Bright finish	1	
90	C-CT800						*50540-S8	Screw-round head cross recess-5/16" -24 x 3/4"		2	
							34956-S7-8	(X-82)-lockwasher-external tooth-5/16"		2	
							350754-S8	(UU-86)-screw-pan head cross recess tapping- No. 10-16 x 1/2"		4	
							*50991-S7	Screw & washer-pan head cross recess- No. 12-24 x 1/2"		2	
90	L-LA-LL-LN-LNT-LS-LT-LTA-LTL-LTS700/900						*55938-S	Screw-oval head-cross recess-self tapping- No. 8-18 x 1 3/4"		4	
							*63751-S	Rivet-oval head-1/8"		2	
223A24-5 RETAINER and BRACKET (FRONT DOOR VENT WINDOW DIVISION BAR GLASS RUN)											
90	L-LA-LL-LN-LNT-LS-LT-LTA-LTL-LTL-LTS700/900					(RH)	D0HZ 80223A24-A	(LH) D0HZ 80223A25-A		1	

1990/
TRUCK SERIES 600/900

YEAR	MODEL/RESTRICTIONS	PART NUMBER	DESCRIPTION			QTY.
22352-3 REINFORCEMENT (DOOR VENT WINDOW FRAME LOWER)						
90	CL-CLT900	(RH) D8HZ 9022352-A	(LH) D8HZ 9022353-A			1
223A64-5 REINFORCEMENT (OBSERVATION WINDOW FRAME LOWER)						
90	CF-CFT600/800	(RH) E6HZ 60223A64-A	(LH) E6HZ 60223A65-A			1
223A66 REINFORCEMENT (OBSERVATION WINDOW)						
90	CF-CFT600/800	E6HZ 60223A66-A	R.H. and L.H.			2
223A70 WEATHERSTRIP (DRIVER OBSERVATION WINDOW)						
90	CF-CFT600/800 -- w/stationary one piece vent window	(RH) E6HZ 60223A70-C	(LH) E6HZ 60223A71-B			1
90	CF-CFT600/800	E6HZ 60223A70-B	R.H. and L.H.-window reinforcement bar			2
90	CL-CLT900	D8HZ 90223A70-A	R.H.			1or3
YEAR	MODEL/RESTRICTIONS	PART NUMBER		NAGS NO.	DESCRIPTION	QTY.
		CLEAR	TINTED			
223A88-9 GLASS (DRIVER OBSERVATION WINDOW)						
90	CF-CFT600/800 -- w/stationary observation window		E6HZ 60223A88-A	V7015	R.H.	1
			E6HZ 60223A89-A	V7016	L.H.	1
90	CF-CFT600/800 -- w/moveable vent window		E7HZ 60223A88-A	V7284	R.H.-lower	1
			E7HZ 60223A89-A	V7285	L.H.-lower	1
90	CL-CLT900		D8HZ 90223A88-A	2731T	R.H. and L.H.	2
YEAR	MODEL/RESTRICTIONS	PART NUMBER		DESCRIPTION		QTY.
224A00-1 BRACKET (FRONT DOOR OUTSIDE HANDLE ATTACHING)						
90	CL-CLT900	(RH) D8HZ 90224A00-A	(LH) D8HZ 90224A01-A			1
22404-5 HANDLE (DOOR OUTSIDE) - Incl. attaching parts						
90	C-CT800	(RH) D0HZ 8022404-A	(LH) D0HZ 8022405-A	Front		1
90	L-LA-LL-LN-LNT-LS-LT-LTA-LTL-LTS700/900					
86/87	CF600/800	E6HZ 6022404-A	R.H. and L.H.			2
90	CF-CFT600/800	E7HZ 6022404-A	R.H. and L.H.			2
90	CL-CLT900	(RH) D8HZ 9022404-A	(LH) D8HZ 9022405-A			1
90	F600/800,FT800/900	(RH) E7TZ 1522404-A	(LH) E7TZ 1522405-A			1
22428-9 PAD (FRONT DOOR OUTSIDE HANDLE LARGE)						
90	C-CT800	(RH) D0HZ 8022428-A	(LH) D0HZ 8022429-A			1
90	L-LA-LL-LN-LNT-LS-LT-LTA-LTL-LTS700/900					1
90	CF-CFT600/800	E6HZ 6022428-A	R.H. and L.H.			2
90	CL-CLT900	D8HZ 9022428-A	R.H. and L.H.			2
90	F600/800,FT800/900	(RH) E0TZ 1022428-A	(LH) E0TZ 1022429-A			1
22448-9 PAD (FRONT DOOR OUTSIDE HANDLE SMALL)						
90	C-CT800	(RH) D0HZ 8022448-A	(LH) D0HZ 8022449-A			1
90	L-LA-LL-LN-LNT-LS-LT-LTA-LTL-LTS700/900					1
90	F600/800,FT800/900	E0TZ 1022448-A	R.H. and L.H.			2
22454 BUTTON and GUIDE ASSY. (FRONT DOOR OUTSIDE HANDLE) - Incl. attaching parts						
90	C-CT800	D0HZ 8022454-A	R.H. and L.H.			2
90	L-LA-LL-LN-LNT-LS-LT-LTA-LTL-LTS700/900					2
90	F600/800,FT800/900	E0TZ 1022454-A	R.H. and L.H.			2
22459 RETAINER (FRONT DOOR OUTSIDE HANDLE BUTTON)						
90	C-CT800	B5C 8122459-A	R.H. and L.H.			2
90	F600/800,FT800/900	E0TZ 1022459-A	R.H. and L.H.			2
90	C-CT800	*51754-S8	Screw-pan head cross recess-No. 6-18 x 3/8"			4
22462 SPRING (FRONT DOOR OUTSIDE HANDLE BUTTON and GUIDE)						
90	C-CT800	B7TZ 8122462-A	R.H. and L.H.			2
90	F600/800,FT800/900	D3TZ 5022462-A	R.H. and L.H.			2

1990/
TRUCK SERIES 600/900

YEAR	MODEL/RESTRICTIONS	PART NUMBER	DESCRIPTION	QTY.
22600-1 HANDLE (DOOR INSIDE)				
90	C-CT800	E1HZ 8022600-A	R.H. and L.H.	2
90	CL-CLT900			2
90	L-LA-LL-LN-LNT-LS-LT-LTA-LTL-LTS700/900			2
90	CF-CFT600/800	E6HZ 6022600-A	R.H. and L.H.	2
90	F600/800,FT800/900	(RH) E7TZ 1522600-A	(LH) E7TZ 1522601-A	1
226A06-7 BOOT (DOOR INSIDE HANDLE)				
90	CF-CFT600/800	E6HZ 60226A06-A	R.H. and L.H.	2
90	F600/800,FT800/900	(RH) E7TZ 15226A06-A	(LH) E7TZ 15226A07-A	1
22608 SPACER (DOOR ASSIST HANDLE)				
90	L-LA-LL-LN-LNT-LS-LT-LTA-LTL-LTS700/900	E3HZ 8022608-A	R.H. and L.H.	4
22620-1 ESCUTCHEON (FRONT DOOR HANDLE)				
90	C-CT800	D0HZ 8022620-A	Black-3/4" I.D. x 2" O.D. -inside	2
90	L-LA-LL-LN-LNT-LS-LT-LTA-LTL-LTS700/900			2
90	CF-CFT600/800	(RH) E6HZ 6022620-A	(LH) E6HZ 6022621-A	1
22624 SPRING (FRONT DOOR WINDOW HANDLE)				
90	F600/800,FT800/900	E1TZ 1022624-A	R.H. and L.H.	2
22628-9 GUIDE (DOOR INSIDE HANDLE)				
90	CF-CFT600/800	(RH) E7HZ 6022628-A	(LH) E7HZ 6022629-A	1
22800-11 HINGE ASSY. (FRONT DOOR)				
90	C-CT800	C1TZ 9122800-A	R.H. and L.H. -upper and lower	4
90	CF-CFT600/800	(RH) E6HZ 6022800-A	(LH) E6HZ 6022801-A Upper	1
		E6HZ 6022800-B	R.H. and L.H. -lower	2
90	CL-CLT900	(RH) D8HZ 9022800-A	(LH) D8HZ 9022801-A Upper and lower	2
90	F600/800,FT800/900	E9TZ 1522800-A	R.H. and L.H. -lower	2
		(RH) E8TZ 1522811-A	(LH) E8TZ 15221810-A Upper	1
90	L-LA-LL-LN-LNT-LS-LT-LTA-LTL-LTS700/900	(RH) D0HZ 8022800-A	(LH) D0HZ 8022801-A Upper	1
		(RH) D0HZ 8022810-A	(LH) D0HZ 8022811-A Lower	1
90	C-CT800	372422-S2	(BB-593)-screw & washer assy. -3/8" -24 x 1 9/32"	24
22826 PLATE (FRONT DOOR HINGE BOLT ACCESS HOLE COVER)				
90	C-CT800	B7T 9122826-A	R.H. and L.H.	2
90	CL-CLT900	D8HZ 9022826-A	R.H. and L.H.	2
22840 PIN (DOOR HINGE)				
90	CL-CLT900	D8HZ 9022840-A	R.H. and L.H. -door hinge	4
		C9UZ 8922840-A	R.H. and L.H. -door check	2
90	L-LA-LL-LN-LNT-LS-LT-LTA-LTL-LTS700/900	C1UB 8922840-B	Front door	4
22842-3 REINFORCEMENT ASSY. (FRONT DOOR HINGE ON BODY)				
90	CL-CLT900	(RH) D8HZ 9022842-A	(LH) D8HZ 9022843-A	1
22852-3 PLATE (FRONT DOOR HINGE TAPPING)				
90	CF-CFT600/800	(RH) E6HZ 6022852-A	(LH) E6HZ 6022853-A	1
90	CL-CLT900	D8HZ 9022852-A	R.H. and L.H.	2
22912 BRACKET (FRONT DOOR VENT WINDOW DIVISION BAR LOWER)				
90	C-CT800	B7T 9122912-A	R.H. and L.H.	2
90	L-LA-LL-LN-LNT-LS-LT-LTA-LTL-LTS700/900	D0HZ 8022912-A	R.H. and L.H.	2
90	C-CT800	★50991-S7	Screw & washer-pan head cross recess-No. 12-24 x 1/2"	2
		44720-S8	(X-18)-washer-flat-1/4"	2
		34054-S8	(M-157)-nut-hex. -No. 12-24	2
22916-7 HANDLE (FRONT DOOR VENT WINDOW) - Incl. attaching parts				
90	C-CT800	(RH) A9AZ 7022916-A	(LH) A9AZ 7022917-A	1
90	CF-CFT600/800	(RH) E6HZ 6022916-A	(LH) E6HZ 6022917-A	1

1990/
TRUCK SERIES 600/900

YEAR	MODEL/RESTRICTIONS	PART NUMBER	DESCRIPTION	QTY.
22916-7 HANDLE (FRONT DOOR VENT WINDOW-Incl. attaching parts- Cont'd				
90	CL-CLT900	D8HZ 9022916-A	R.H. and L.H.	2
90	L-LA-LL-LN-LNT-LS-LT-LTA-LTL-LTS700/900	(RH) C80Z 5422916-B	(LH) C80Z 5422917-B	1
90	F600/800,FT800/900	(RH) E9TZ 1522916-A	(LH) E9TZ 1522917-A	1
22920 KEY (FRONT DOOR VENT WINDOW LATCHING HANDLE)				
90	C-CT800	8A 7022920	R.H. and L.H.	2
90	CF-CFT600/900	E6HZ 6022920-A	R.H. and L.H.	2
90	F600/800,FT800/900	E0TZ 1022920-B	R.H. and L.H.	AR
22926 SPRING (FRONT DOOR VENT WINDOW PIVOT)				
90	F600/800,FT800/900	B5A 7022926-A	R.H. and L.H.	2
90	L-LA-LL-LN-LNT-LS-LT-LTA-LTL-LTS700/900	C6TZ 9122926-A	R.H. and L.H.	2
22952-3 FRAME and PIVOT ASSY. (DOOR VENT WINDOW)				
90	CF-CFT600/800	(RH) E7HZ 6022952-A	(LH) E7HZ 6022953-A	Upper 1
		(RH) E7HZ 6022952-B	(LH) E7HZ 6022953-B	Lower 1
22954 BRACKET (FRONT DOOR VENT WINDOW LOWER PIVOT)				
90	C-CT800	B7T 9122954-A	R.H. and L.H.	2
22960 BUSHING (FRONT DOOR VENT WINDOW PIVOT)				
90	C-CT800	B7T 9122960-A	R.H. and L.H.	2
90	CF-CFT600/800	E7HZ 6022960-A	R.H. and L.H.	2
22963 WASHER (FRONT DOOR VENT WINDOW PIVOT FRICTION)				
90	CL-CLT900	C6TZ 9122963-A	R.H. and L.H.	2
90	L-LA-LL-LN-LNT-LS-LT-LTA-LTL-LTS700/900	C2AZ 6222963-A	R.H. and L.H.	2
90	F600/800,FT800/900	E3TZ 1022963-A	R.H. and L.H.	AR
22982 WASHER (FRONT DOOR VENT WINDOW HANDLE)				
90	C-CT800	B7A 7022982-A	R.H. and L.H.	2
90	L-LA-LL-LN-LNT-LS-LT-LTA-LTL-LTS700/900			2
22986 SPRING (FRONT DOOR VENT WINDOW LATCH HANDLE)				
90	C-CT800	B9A 6422986-A	R.H. and L.H.	2
90	CF-CFT600/800	E7HZ 6022986-A	R.H. and L.H.	2
22988-9 RETAINER (FRONT DOOR VENT WINDOW LOWER PIVOT)				
90	CF-CFT600/800	(RH) E7HZ 6022988-A	(LH) E7HZ 6022989-A	1
22992 STOP (FRONT DOOR VENT WINDOW PIVOT)				
90	F600/800,FT800/900	E0TZ 1022992-A	R.H. and L.H.	AR
90	L-LA-LL-LN-LNT-LS-LT-LTA-LTL-LTS700/900	C60Z 6222992-A	R.H. and L.H.	2
23200-1 REGULATOR ASSY. (FRONT DOOR WINDOW)				
90	C-CT800	(RH) C7TZ 9123200-A	(LH) C7TZ 9123201-A	1
90	CF-CFT600/800	(RH) E6HZ 6023200-A	(LH) E6HZ 6023201-A	1
90	CL-CLT900	(RH) D8HZ 9023200-A	(LH) D8HZ 9023201-A	1
90	F600/800,FT800/900	(RH) E7TZ 1523200-A	(LH) E7TZ 1523201-A	1
90	L-LA-LL-LN-LNT-LS-LT-LTA-LTL-LTS700/900	(RH) E0HZ 8023200-A	(LH) E0HZ 8023201-A	1
90	C-CT800	*50698-S8	Screw & washer-oval head cross recess-No. 12-24 x 1/2"	8
90	C-CT800	34054-S8	(M-157)-nut-hex.-No. 12-24	8
23212 GEAR AND CAM ASSY. (DOOR WINDOW REGULATOR PINION)				
90	L-LA-LL-LN-LNT-LS-LT-LTA-LTL-LTS700/900	D2HZ 8023212-A	R.H. and L.H.	2
23227 SEAL (DOOR WINDOW REGULATOR HANDLE)				
90	F600/800,FT800/900	E6TZ 1023227-A		2
23230 BRACKET ASSY. (FRONT DOOR WINDOW REGULATOR EQUALIZER ARM)				
90	L-LA-LL-LN-LNT-LS-LT-LTA-LTL-LTS700/900	DOHZ 8023230-A	R.H. and L.H.	2

1990/
TRUCK SERIES 600/900

YEAR	MODEL/RESTRICTIONS	PART NUMBER	DESCRIPTION	QTY.
23240 ROLLER (FRONT DOOR WINDOW REGULATOR ARM)				
90	C-CT800	C0AB 6423240-B	Nylon	4
90	CL-CLT900	D6AZ 5323240-A		AR
23248 REINFORCEMENT ASSY. (FRONT DOOR WINDOW REGULATOR PLATE)				
90	CL-CLT900 -- w/power window	D8HZ 9023248-A	R.H.	1
23296 BRACKET (FRONT DOOR WINDOW GLASS CHANNEL REAR)				
90	CF-CFT600/800	E6HZ 6023296-A	R.H. and L.H.	2
90	L-LA-LL-LN-LNT-LS-LT-LTA-LTL-LTS700/900	D0HZ 8023296-A	R.H. and L.H.	2
23324 RETAINER (FRONT DOOR WINDOW REGULATOR PLATE)				
90	CL-CLT900 -- w/power window	D8HZ 9023324-A	R.H.	4
23342 HANDLE (FRONT DOOR WINDOW REGULATOR) - Incl. knob and attaching parts				
90	C-CT800	D2KZ 6023342-A	R.H. and L.H.	2
90	CF-CFT600/800	E0RZ 6423342-C	R.H. and L.H.-incl. knob	2
90	F,FT600/900	E6DZ 5423342-A	R.H. & L.H.-incl. knob	2
90	CL-CLT900	D2HZ 8023342-A	R.H. and L.H.	2
90	L-LA-LL-LN-LNT-LS-LT-LTA-LTL-LTS700/900			2
90				2
23352 KNOB (FRONT DOOR WINDOW REGULATOR HANDLE)-Incl. attaching parts				
90	CL-CLT900	D1AZ 6523352-K	R.H. and L.H.-black	2
90	L-LA-LL-LN-LNT-LS-LT-LTA-LTL-LTS700/900			2
23362 COVER (WINDOW REGULATOR HANDLE SCREW)				
90	CF-CFT600/800	E0RZ 6423362-A	R.H. and L.H.	2
23370 PLATE (FRONT DOOR WINDOW REGULATOR HANDLE)				
90	C-CT800	C5AZ 6223370-A		AR
90	CL-CLT900			AR
90	L-LA-LL-LN-LNT-LS-LT-LTA-LTL-LTS700/900			AR
90	CF-CFT600/800	D8RZ 6423370-A		2
90	F600/800,FT800/900	E73Z 5423370-G		2
23382 COVER (DOOR VENT WINDOW PIVOT ADJUSTER)				
90	CF-CFT600/800	E6HZ 6023382-A	R.H. and L.H.	2
23394 DRIVE ASSY. (DOOR WINDOW REGULATOR ELECTRIC)				
90	CL-CLT900 -- w/power window	D8HZ 9023394-A	R.H.	1
23402-3 REGULATOR ASSY. (DOOR VENT WINDOW)				
90	CL-CLT900	(RH) D8HZ 9023402-A	(LH) D8HZ 9023403-A	1
234A04 PLATE (FRONT DOOR WINDOW REGULATOR SUPPORT)				
90	CL-CLT900 -- w/power window	D8HZ 90234A04-A	R.H.	1
23458 CAP (DOOR WINDOW REGULATOR DRIVE)				
90	CL-CLT900 -- w/power windows	D8HZ 9023458-B	R.H.-paint to match	1
23504 STRAP (FRONT DOOR CHECK)				
90	CL-CLT900		Refer to group 27200	
23510-1 BRACKET (FRONT DOOR CHECK ARM ON BODY)				
90	CF-CFT600/800	(RH) E6HZ 6023510-A	(LH) E6HZ 6023511-A	1
90	CL-CLT900	D8HZ 9023510-A	Arm on body	2
90	L-LA-LL-LN-LNT-LS-LT-LTA-LTL-LTS700/900	D0HZ 8023510-A	R.H. and L.H.	2
23546 BRACKET ASSY. (FRONT DOOR CHECK ARM ON DOOR)				
90	CL-CLT900	D8HZ 9023546-A	R.H. and L.H.	2
23552 CHECK (FRONT DOOR HINGE)				
90	C-CT800	B7T 9123552-A		2
90	L-LA-LL-LN-LNT-LS-LT-LTA-LTL-LTS700/900	D0HZ 8023552-A		2
90	C-CT800	*50813-S8	Screw & washer-pan head cross recess-1/4" -28 x 1/2"	4
235A60 BEARING (FRONT DOOR CHECK ROLLER)				
90	F600/800,FT800/900	E1DZ 54235A60-A	R.H. and L.H.	2

1990/
TRUCK SERIES 600/900

YEAR	MODEL/RESTRICTIONS	PART NUMBER	DESCRIPTION	QTY.
235A62 REINFORCEMENT ASSY. (FRONT DOOR CHECK ARM)				
90	CF-CFT600/800	E6HZ 60235A62-A	R.H. and L.H.-on body	2
23572 SLEEVE (FRONT DOOR WINDOW FRONT REGULATOR DRIVE)				
90	CL-CLT900 - - w/power window	D8HZ 9023572-A	R.H.	1
237A04 SHIELD (DOOR FRAME WATER)				
90	LTL900 - - w/hi level trim	E1HZ 80237A04-A	R.H. and L.H.	2
23706 INSULATION (SLEEPING COMPARTMENT) - cut to fit				
90	CL-CLT900 - - 88",110" BBC	D8HZ 9023706-A	25 25/32" x 24 9/16"	2
90	CL-CLT900 - - 64" BBC	D8HZ 9023706-B	28 3/4" x 24 49/64"	2
90	CL-CLT900 - - 64" BBC	D8HZ 9023706-C	16 7/32" x 14 1/64"	1
23820 REFLECTOR (DOOR TRIM PANEL)				
90	CL-CLT900	D2AZ 6523820-A	R.H. and L.H.	2
23850 SHIELD (CAB SAFETY LOCK CYLINDER)				
90	CF-CFT600/800	E6HZ 6023850-A		1
23864-5 INSERT (DOOR TRIM PANEL)				
90	F600/800,FT800/900	(RH) E1TZ 6023864-A	(LH) E1TZ 6023865-A	1
23890-1 PANEL (FRONT DOOR INNER LOWER) - Paint to match				
90	CL-CLT900	(RH) D8HZ 9023890-A	(LH) D8HZ 9023891-A	1
24116 BRACKET (FRONT DOOR ARM REST MOUNTING)				
90	L-LA-LL-LN-LNT-LS-LT-LTA-LTL-LTS700/900	D0HZ 8024116-A		1
90	LTL900	E1HZ 8024116-A	R.H. and L.H.	2
24160 SUPPORT (DOOR ARM REST)				
90	F600/800,FT800/900	E0TZ 1024160-B	R.H. and L.H.	2
25622 PLATE (FRONT DOOR OUTSIDE NAME)				
90	C-CT800	C1TZ 8125622-A	"Custom Cab"-incl. attaching parts	2
		355891-S2	(MM-221) - nut-sleeve-1/8"	12
90	CF-CFT600/800	E6HZ 6025622-A	"FORD DIESEL"	2
90	CL-CLT900	E7HZ 9025622-A	"FORD CL 9000"	2
264K70 PAD (DOOR REMOTE CONTROL)				
90	CF-CFT600/800	E7HZ 60264K70-A		2
265A06 SHIM (FRONT DOOR LATCH STRIKER PLATE)				
90	C-CT800	C4DZ 54265A06-AA		AR
90	L-LA-LL-LN-LNT-LS-LT-LTA-LTL-LTS700/900			AR
90	CL-CLT900	D8HZ 90265A06-A		2
26690 HANDLE (DOOR INSIDE PULL)				
90	L-LA-LL-LN-LNT-LS-LT-LTA-LTL-LTS700/900	E8HZ 8026690-A	R.H. and L.H.	2
268A76 PIN (FRONT DOOR CHECK)				
90	L-LA-LL-LN-LNT-LS-LT-LTA-LTL-LTS700/900	C6UZ 89268A76-A		2
				2
27200-1 ARM ASSY. (BODY SIDE FRONT DOOR CHECK)				
86/87	CF-CFT600/800	(RH) E6HZ 6027200-B	(LH) E6HZ 6027201-A	1
90	CF-CFT600/800	(RH) E8HZ 6027200-A	(LH) E8HZ 6027201-A	1
90	CL-CLT900	D9HZ 9027200-A	R.H. and L.H.	2
90	CL-CLT900		74013-S36	Pin-5/16" x 1 15/16" clevis
			358883-S7	Retainer spring 1/4" drilled shaft
				2
27218 BRACKET (DOOR CHECK ON DOOR)-Refer to group 23546				
27726-7 BRACE (BODY SIDE PANEL REAR)				
90	CL-CLT900 - - 64",88",110" BBC	D8HZ 9027726-B	R.H. and L.H.-rear	2
90	CL-CLT900 - - 64",88",110" BBC	D8HZ 9027726-C	R.H. and L.H.-center	2

1990/
TRUCK SERIES 600/900

YEAR	MODEL/RESTRICTIONS	PART NUMBER	DESCRIPTION	QTY.
278L00-1 DEFLECTOR ASSY. (BODY SIDE)				
90	CF-CFT600/800 -- w/body side air deflector	(RH) E6HZ 60278L00-A	(LH) E6HZ 60278L01-A	1
278L02 DEFLECTOR KIT (BODY SIDE AIR)				
90	L-LA-LL-LN-LNT-LS-LT-LTA-LTL-LTS700/900 -- w/aerodynamics package	E5HZ 90278L02-A	For replacement of production installed air deflector only	1
27824-5 PANEL ASSY. (BODY REAR CORNER)				
90	CL-CLT900 -- 64" BBC	(RH) E8HZ 9027824-A	(LH) E8HZ 9027825-A	1
90	CL-CLT900 -- 88" BBC	(RH) E8HZ 9027824-B	(LH) E8HZ 9027825-B	1
90	CL-CLT900 -- 110" BBC	(RH) E8HZ 9027824-C	(LH) E8HZ 9027825-C	1
27846-7 PANEL (QUARTER)				
90	CL-CLT900 -- 64" BBC	(RH) D8HZ 9027846-B	(LH) D8HZ 9027847-B	1
90	CL-CLT900 -- 88" BBC	(RH) D8HZ 9027846-D	(LH) D8HZ 9027847-D	1
90	CL-CLT900 -- 110" BBC	(RH) D8HZ 9027846-E	(LH) D8HZ 9027847-E	1
278A48-9 REINFORCEMENT (BODY SIDE LADDER)				
90	CF-CFT600/800	(RH) E6HZ 60278A48-A	(LH) E6HZ 60278A49-A	Upper
90	CL-CLT900	(RH) D8HZ 90278A48-B	(LH) D8HZ 90278A49-B	Upper
		(RH) D8HZ 90278A48-D	(LH) D8HZ 90278A49-D	Lower
278B56-7 PANEL ASSY. (BODY SIDE LOWER)				
90	CL-CLT900	(RH) E5HZ 90278B56-A	(LH) E5HZ 90278B57-A	1
278A68-9 REINFORCEMENT (BODY REAR CORNER PANEL)				
90	L-LA-LL-LN-LNT-LS-LT-LTA-LTL-LTS700/900 -- w/aerodynamics package	(RH) E5HZ 90278A68-A	(LH) E5HZ 90278A69-A	1
27880 RETAINER (BODY REAR CORNER PANEL TRIM)				
90	F600/800,FT800/900	E0TZ 1027880-A	Nylon	AR
90	F600/800,FT800/900	E0TZ 1027880-B	Steel	AR
279C04-5 PANEL (STORAGE COMPARTMENT FLOOR)				
90	CL-CLT900 -- 88" BBC	(RH) E5HZ 90279C04-A	(LH) E5HZ 90279C05-A	1
90	CL-CLT900 -- 110" BBC	(RH) E5HZ 90279C04-B	(LH) E5HZ 90279C05-B	1
27922-3 SUPPORT (SIDE VENT TRIM PANEL)				
90	CL-CLT900 -- 110" BBC	D8HZ 9027922-A	R.H. and L.H.	4
90	CL-CLT900 -- 88" BBC	D8HZ 9027923-B	R.H. and L.H.	4
27932-3 SUPPORT (QUARTER TRIM PANEL)				
90	CL-CLT900 -- 64" BBC	(RH) D8HZ 9027932-A	(LH) D8HZ 9027933-A	1
90	CL-CLT900 -- 88",110" BBC	(RH) D8HZ 9027932-B	(LH) D8HZ 9027933-B	1
279C32 CABLE (STORAGE COMPARTMENT DOOR CHECK)				
90	CL-CLT900 -- 88" BBC	D8HZ 90279C32-A		2
90	CL-CLT900 -- 110" BBC	D8HZ 90279C32-B		2
279C34-5 STRIKER (STORAGE COMPARTMENT DOOR LATCH)				
90	CL-CLT900 -- 88",110" BBC	D8HZ 90279C34-A		2
279C48 WEATHERSTRIP (STORAGE COMPARTMENT DOOR OPENING)				
90	CL-CLT900 -- 88",110" BBC	D8HZ 90279C48-A		2
279C68-9 REINFORCEMENT (STORAGE COMPARTMENT OPENING REAR)				
90	CL-CLT900 -- 88",110" BBC	D8HZ 90279C68-A	R.H. and L.H.	2
279A78-9 FILLER (BODY SIDE LOCK PILLAR OPENING)				
90	CL-CLT900 -- 88", 110" BBC	(RH) D8HZ 90279A78-A	(LH) D8HZ 90279A79-A	1
280C22 COVER (SIDE STORAGE LOCKER TRIM)				
90	CL-CLT900 -- 88",110" BBC	D8HZ 90280C22-A	Front inner	2
		D8HZ 90280C22-B	Front center	2
		D8HZ 90280C22-C	Front outer	2
280A50-1 STRAINER (QUARTER PANEL)				
90	CL-CLT900 -- 88" BBC	(RH) D8HZ 90280A50-B	(LH) D8HZ 90280A51-B	1
90	CL-CLT900 -- 110" BBC	(RH) D8HZ 90280A50-C	(LH) D8HZ 90280A51-C	1
90	CL-CLT900 -- 110" BBC	D8HZ 90280A50-D	Compt. front panel	1
280A58-9 PANEL ASSY. (BODY SIDE REAR CORNER)				
90	CF600/800	(RH) E6HZ 60280A58-A	(LH) E6HZ 60280A59-A	1
90	F600/800,FT800/900	(RH) E8HZ 60280A58-A	(LH) E8HZ 60280A59-A	1

1990/
TRUCK SERIES 600/900

YEAR	MODEL/RESTRICTIONS	PART NUMBER	DESCRIPTION	QTY.
280A58-9 PANEL ASSY. (BODY SIDE REAR CORNER) — Cont'd				
90	L-LA-LL-LNT-LS-LT-LTA-LTL-LTS700/900	(RH) E8HZ 80280A58-A	(LH) E8HZ 80280A59-A	1
90	L-LA-LL-LN-LNT-LS-LT-LTA-LTL-LTS700/900 -- w/roof fairing package	(RH) E8HZ 80280A58-B	(LH) E8HZ 80280A59-B	1
280A66-7 PANEL (STORAGE COMPARTMENT FRONT)				
90	CL-CLT900	(RH) D8HZ 90280A66-A	(LH) D8HZ 90280A67-A	1
280C66-7 REINFORCEMENT ASSY. (SIDE STORAGE LOCKER FRONT)				
90	CL-CLT900 -- 88",110" BBC	(RH) D8HZ 90280C66-A	(LH) D8HZ 90280C67-A	1
280A68-9 PANEL (STORAGE COMPARTMENT INNER)				
90	CL-CLT900 -- 88" BBC	(RH) D8HZ 90280A68-B	(LH) D8HZ 90280A69-B	1
90	CL-CLT900 -- 110" BBC	(RH) D8HZ 90280A68-C	(LH) D8HZ 90280A69-C	1
280A70 HINGE ASSY. (STORAGE COMPARTMENT DOOR)				
90	CL-CLT900	D8HZ 90280A70-A		1
280A72 LATCH (STORAGE COMPARTMENT DOOR)				
90	CL-CLT900	D8HZ 90280A72-B	R.H. and L.H.	2
280A92 DOOR ASSY. (STORAGE COMPARTMENT)				
90	CL-CLT900	D8HZ 90280A92-B		1
280K96-7 DEFLECTOR KIT (BODY SIDE AIR REAR)				
90	L-LA-LL-LN-LNT-LS-LT-LTA-LTL-LTS600/900 -- w/aerodynamics package and vertical mounted muffler	E5HZ 90280K96-A	For replacement of production installed air deflector only	1
90	L-LA-LL-LN-LNT-LS-LT-LTA-LTL-LTS600/900 -- w/aerodynamics package and horizontal mounted muffler	E5HZ 90280K96-B	For replacement of production installed air deflector only	1
281B14 RETAINER (SIDE STORAGE LOCKER FRONT PANEL CARPET)				
80/87	CL-CLT900 -- 88",110" BBC	D8HZ 90281B14-A	Bright finish	1
90	CL-CLT900 -- 88",110" BBC	E8HZ 90281B14-A	Cloth-chestnut	1
		E8HZ 90281B14-B	Cloth-charcoal	1
		E8HZ 90281B14-C	Steel-paint to match	1
281B36-7 KIT (SIDE STOWAGE LOCKER REPAIR)				
90	CL-CLT900 -- 88",110" BBC	(RH) E5HZ 90281B36-A	(LH) E5HZ 90281B37-A	1
28160-1 PILLAR ASSY. (QUARTER LATCH)				
90	C-CT800	(RH) D2KZ 6028160-A	(LH) D2KZ 6028161-A	1
90	CF-CFT800	(RH) E9HZ 6028160-A	(LH) E9HZ 6028161-A	1
90	F600/800,FT800/900	(RH) F0TZ 1528160-A	(LH) F0TZ 1528161-A	1
28176-7 REINFORCEMENT (QUARTER BODY LATCH PILLAR UPPER)				
90	CF-CFT800	(RH) E8HZ 6028176-A	(LH) E8HZ 6028177-A	1
281A76-7 GUSSET (BODY LATCH PILLAR TO REAR FLOOR)				
90	CL-CLT900 -- 64",88",110" BBC	(RH) D8HZ 90281A76-C	(LH) D8HZ 90281A77-C	1
28260 BRACE (BODY SIDE PANEL FRONT)				
90	CL-CLT900 -- 64",88",110" BBC	D8HZ 9028260-A	R.H. and L.H.	2
28288 STRAINER (BACK PANEL)				
90	CL-CLT900 -- 64", 110" BBC	E3HZ 9028288-A		1
90	CL-CLT900 -- 88" BBC	E3HZ 9028288-B		1
28364-5 REINFORCEMENT (BODY LOCK PILLER)				
90	CL-CLT900 -- 88",110" BBC	(RH) D8HZ 9028364-A	(LH) D8HZ 9028365-A	1
28642 SPACER (SIDE STORAGE COMPARTMENT DOOR LATCH)				
90	CL-CLT900	D8HZ 9028642-A		1
29024 HOOK (ROOF RAIL COAT)				
90	C-CT800	D0AZ 6229024-K	Gray	1
90	CF-CFT600/800	E6HZ 6029024-A		2
90	CL-CLT900 -- 88",110" BBC	D8HZ 9029024-A	Bright finish- 1" between mounting holes	1
90	F600/800,FT800/900	E1FZ 6129024-AA	Black	AR
90	CL-CLT900 -- 64" BBC	D8HZ 9029024-B	Bright finish -1 5/16" between mounting holes	1
90	L-LA-LL-LN-LNT-LS-LT-LTA-LTL-LTS700/900			1

1990/
TRUCK SERIES 600/900

YEAR	MODEL/RESTRICTIONS	PART NUMBER	DESCRIPTION	QTY.
	290A42	MOULDING (QUARTER TRIM PANEL)		
90	CL-CLT900 -- 88",110" BBC	E8HZ 90290A42-A	R.H. and L. H. - paint to match	2
	290B76	COVER (QUARTER PANEL NAME PLATE STUD)		
90	CL-CLT900	C6AZ 62290B76-A		AR
	29348-9	BRACKET (BODY SIDE LOWER PANEL)		
90	CL-CLT900 -- 110" BBC	(RH) D8HZ 9029348-A	(LH) D8HZ 9029349-A	1
	29400-1	BRACKET (BODY SIDE STEP)		
90	CL-CLT900	D8HZ 9029400-C	R.H. and L.H.-2 3/4" x 3 1/4" w/hole	4
90	CL-CLT900	D8HZ 9029400-D	R.H. and L.H.-2 3/4" x 4 3/4"	2
	302A08-9	STRIKER (DOOR VENT WINDOW)		
90	CF-CFT600/800	(RH) E7HZ 60302A08-A	(LH) E7HZ 60302A09-A	1
	30702	RECEPTACLE ASSY. (QUARTER ASH)		
90	CL-CLT900 -- 88",110" BBC	D9HZ 9030702-A	Aluminum finish - inst. panel or sleeping comp.	1or2
	30742	RETAINER (BODY SIDE ASH RECEPTACLE)		
90	CL-CLT900 -- 88",110" BBC	D9HZ 9030742-A		1
	310A28	INSULATION (SLEEPING COMPARTMENT) - Cut to fit		
90	CL-CLT900 -- 88" BBC	D8HZ 90310A28-A	34 3/8" x 18 27/64"	2
		D8HZ 90310A28-B	22 1/8" x 34 3/8"	2
90	CL-CLT900 -- 110" BBC	D8HZ 90310A28-C	20" x 20"	2
	310A60	INSULATION (QUARTER TRIM PANEL SOUND)		
90	CL-CLT900 -- 64" BBC	D8HZ 90310A60-A	R.H. and L.H.-position 12	2
	31140-1	SUPPORT (SLEEPING COMPARTMENT SIDE TRIM PANEL LOWER)		
90	CL-CLT900 -- 88" BBC	(RH) D8HZ 9031140-B	(LH) D8HZ 9031141-B	1
90	CL-CLT900 -- 110" BBC	(RH) D8HZ 9031140-C	(LH) D8HZ 9031141-C	1
	311A46	SUPPORT (SLEEPING COMPARTMENT FLOOR SIDE)		
90	CL-CLT900 -- 88" BBC	D8HZ 90311A46-B		1
90	CL-CLT900 -- 110" BBC	D8HZ 90311A46-C		1
	311C46	SUPPORT (SLEEPING COMPARTMENT FLOOR FRONT)		
90	CL-CLT900	D8HZ 90311C46-A		1
	31340-1	PANEL ASSY. (SLEEPING COMPARTMENT FLOOR)		
90	CL-CLT900 -- 88" BBC	(RH) D8HZ 9031340-B	(LH) D8HZ 9031341-B	1
90	CL-CLT900 -- 110" BBC		Rear	1
90	CL-CLT900 -- 110" BBC	(RH) D8HZ 9031340-C	(LH) D8HZ 9031341-C	1
	31396-492	SUPPORT (TRIM PANEL REAR)		
90	CL-CLT900 -- 110" BBC	(RH) D8HZ 9031396-A	(LH) D8HZ 9031397-A	1
90	CL-CLT900 -- 88" BBC	(RH) D8HZ 9031396-B	(LH) D8HZ 9031397-B	1
90	CL-CLT900 -- 64" BBC	D8HZ 9031492-A		1
90	CL-CLT900 -- 110" BBC			2
	32218-9	RAIL (BODY SIDE LOWER)		
90	L-LA-LL-LN-LNT-LS-LT-LTA-LTL-LTS700/900	(RH) D0HZ 8032218-A	(LH) D0HZ 8032219-A	1
	32238-9	COVER (BODY SIDE LOWER)		
90	L-LA-LL-LN-LNT-LS-LT-LTA-LTL-LTS700/900 -- w/step tank	(RH) D0HZ 8032238-A	(LH) D0HZ 8032239-A	1
		38294-S8	(U-141)-screw-pan head-1/4" -20 x 1"	8
		33769-S2	(M-89-J)-nut-lock-1/4" -20	8
	32400-1	PANEL ASSY. (CONVENIENCE)		
90	CL-CLT900 -- 88", 110" BBC	(RH) E6HZ 9032400-A	(LH) E6HZ 9032401-A	1

1990/
TRUCK SERIES 600/900

YEAR	MODEL/RESTRICTIONS	PART NUMBER	DESCRIPTION	QTY.
40252-3 PANEL ASSY. (BACK SIDE LOWER)				
90	CL-CLT900 -- 64",88",110" BBC -w/dual exhaust	(RH) D8HZ 9040252-A	(LH) E3HZ 9040253-A	1
40254-5 PANEL (UPPER BACK SIDE)				
90	C-CT800	(RH) D8HZ 6040254-A	(LH) D8HZ 6040255-A	1
40262 PANEL (LOWER BACK CENTER)				
90	C-CT800	D8HZ 6040262-A		1
90	CF-CFT600/800	E6HZ 6040262-A		1
40264-5 BRACE (BACK PANEL STRAINER TO BACK WINDOW FRAME)				
90	C-CT800	(RH) B7T 9140264-A	(LH) B7T 9140265-A	1
90	CF-CFT600/800	(RH) E6HZ 6040264-A	(LH) E6HZ 6040265-A	1
40266-7 PANEL (LOWER BACK SIDE)				
90	C-CT800	(RH) D8HZ 6040266-A	(LH) D8HZ 6040267-A	1
40278-9 REINFORCEMENT (BACK PANEL SIDE AIR SCOOP OPENING)				
90	C-CT800	(RH) D8HZ 6040278-A	(LH) D8HZ 6040279-A	1
40300 PANEL (BACK)				
90	CF-CFT600/800 (exc. tractor)	E9HZ 6040300-B		1
90	CF-CFT600/800 -- w/tractor package	E9HZ 6040300-C		1
80/83	CL-CLT900 -- 64" BBC	E3HZ 9040300-A		1
90	CL-CLT900 -- 110" BBC	E3HZ 9040300-C		1
90	CL-CLT900 -- 88" BBC	E3HZ 9040300-D		1
90	F600/800,FT800/900	E9HZ 6040300-A		1
90	L-LA-LL-LN-LNT-LS-LT-LTA-LTL-LTS700/900	E8HZ 8040300-A		1
403E12-3 REINFORCEMENT (BACK PANEL EXHAUST MOUNTING SIDE)				
90	L-LA-LL-LN-LNT-LS-LT-LTA-LTL-LTS700/900	D0HZ 80403E12-A	R.H.	1
403W12 REINFORCEMENT (BACK PANEL AT BRAKE VALVE MOUNTING)				
90	CF-CFT600/800 -- w/back window	E8HZ 60403W12-A		1
403A14-5 REINFORCEMENT ASSY. (BACK PANEL EXHAUST MOUNTING LOWER)				
90	F600/800,FT800/900 -- diesel w/vertical muffler	(RH) E3TZ 60403A14-A	(LH) E3TZ 60403A15-A	1
90	F600/800,FT800/900 -- with lap and shoulder seat belts	(RH) E7HZ 60403A14-A	(LH) E7HZ 60403A15-A	Lower outer 1
90	L-LA-LL-LN-LNT-LS-LT-LTA-LTL-LTS700/900 -- diesel-w/horizontal muffler	D0HZ 80403A14-A	R.H.	1
90	L-LA-LL-LN-LNT-LS-LT-LTA-LTL-LTS700/900 -- diesel-w/vertical muffler	D3HZ 80403A14-A	R.H.	1
90	L-LA-LL-LN-LNT-LS-LT-LTA-LTS700/900 -- diesel	★57048-S2	Screw and washer-hex. head-3/8"-16 x 1"	2
90	LA-LTA900	★57471-S2	Screw and washer-hex. head-1/4"-20 x 1/2"	2
90				1
403D20-1 REINFORCEMENT (OUTSIDE ASSIST HANDLE)				
90	CF-CFT600/800	E6HZ 60403D20-A	Windshield cleaning assist handle	1
90	CL-CLT900 -- 88",110" BBC	D8HZ 90403D20-A		4
90	CL-CLT900 -- 64" BBC	D8HZ 90403D20-B		4
90	L-LA-LL-LN-LNT-LS-LT-LTA-LTL-LTS700/900	(RH) D0HZ 80403D20-A	(LH) D0HZ 80403D21-A	1
90	F600/800,FT800/900	E1TZ 60403D20-A	R.H. and L.H.	2
403D22 SPACER (OUTSIDE ASSIST HANDLE)				
90	F600/800,FT800/900	E1TZ 60403D22-A	R.H. and L.H.	4
403D28 RETAINER (BACK PANEL TRIM PANEL LOWER INNER)				
90	CL-CLT900 -- 64" BBC	D8HZ 90403D28-A		1

1990/
TRUCK SERIES 600/900

YEAR	MODEL/RESTRICTIONS	PART NUMBER	DESCRIPTION	QTY.
403B30 REINFORCEMENT (FRONT OUTSIDE ASSIST HANDLE)				
90	CL-CLT900 -- 88",110" BBC	D8HZ 90403B30-A	Lower	1
90	CL-CLT900 -- 88",110" BBC	D8HZ 90403B30-B	Upper	1
90	LTL900	E1HZ 80403B30-A	R.H. and L.H.	4
403D30-1 RETAINER (BACK PANEL TRIM PANEL LOWER)				
90	CL-CLT900 -- 64" BBC	(RH) D8HZ 90403D30-A	(LH) D8HZ 90403D31-A	1
90	L-LA-LL-LN-LNT-LS-LT-LTA-LTL-LTS700/900	DOHZ 90403D30-A		3
403E34 REINFORCEMENT ASSY. (BACK PANEL EXHAUST MOUNTING LOWER INNER)				
90	L-LA-LL-LN-LNT-LS-LT-LTA-LTL-LTS700/900 -- diesel	(RH) E9HZ 80403E34-A	(LH) E9HZ 80403E35-A	1
40338 REINFORCEMENT (LOWER BACK PANEL)				
90	L-LA-LL-LN-LNT-LS-LT-LTA-LTL-LTS700/900 -- w/tractor trailer	DOHZ 8040338-A		1
403E38 BRACKET (OUTSIDE ASSIST HANDLE)				
90	CL-CLT900 -- 64" BBC	D8HZ 90403E38-B		4
90	CL-CLT900 -- 88",110" BBC	D8HZ 90403E38-A	Incls. (4) mounting holes	4
90	F600/800 -- w/vertical exhaust	E1HZ 90403E38-A	R.H. and L.H.	2or4
90	L-LA-LL-LN-LNT-LS-LT-LTA-LTL-LTS700/900 -- w/vertical exhaust			2or4
403E44 DECAL (INSIDE ASSIST HANDLE)				
90	CL-CLT900	D8HZ 90403E44-A		2
40346 HANDLE (OUTSIDE ASSIST)-Incl. attaching parts-Also refer to group 26690				
90	C-CT800	E4HZ 6040346-A	Quarter panel	2
90	CF600/800	E6HZ 6040346-A	Windshield cleaning	1
90	CL-CLT900 -- 64" BBC	D8HZ 9040346-B		2
90	CL-CLT900 -- 88",110" BBC	D8HZ 9040346-A	46 7/8" long	2
90	F600/800, FT800/900 -- gas	DOHZ 8040346-A		2
90	F600/800, FT800/900 -- diesel, w/vertical exhaust	(RH) DOHZ 8040346-A	(LH) E3HZ 8040346-A	1
	F600/800, FT800/900 -- diesel, exc. w/vertical exhaust	DOHZ 8040346-A		2
90	LL-LTL900	E2HZ 9040346-A	R.H. and L.H. 32 5/16" long-stainless -steel	2
90	L-LA-LL-LN-LNT-LS-LT-LTA-LTL-LTS700/900	DOHZ 8040346-A	19 1/2" long	2
403B48 REINFORCEMENT (BACK PANEL UPPER)				
90	CF-CFT600/800	E6HZ 60403B48-A	Center	1
90	L-LA-LL-LN-LNT-LS-LT-LTA-LTL-LTS700/900 -- w/aerodynamics package and vertical mounted muffler	E5HZ 90403B48-A		1
403C56-7 BRACKET (LOWER BACK PANEL EXTENSION)				
90	L-LA-LL-LN-LNT-LS-LT-LTA-LTL-LTS700/900 -- w/aerodynamics package	(RH) E5HZ 90403C56-A	(LH) E5HZ 90403C57-A	1
403A61 PANEL ASSY. (BODY REAR CENTER LOWER)				
90	CL-CLT900	D8HZ 90403A61-A		1

1990/
TRUCK SERIES 600/900

YEAR	MODEL/RESTRICTIONS	PART NUMBER	DESCRIPTION	QTY.
40366 STRIP (BACK PANEL TRIM RETAINER)				
90	CL-CLT900 -- w/o sleeper	E8HZ 9040366-A	Paint to match	1
90	CL-CLT900 -- w/sleeper	E8HZ 9040366-B	Paint to match	1
90	L-LA-LL-LN-LNT-LS-LT-LTA-LTL-LTS700/900	E8HZ 8040366-A	Paint to match	1
403C94 MEMBER (BODY REAR CROSS)				
90	CL-CLT900 -- 88",110" BBC	D8HZ 90403C94-A		1
90	CL-CLT900 -- 64" BBC	D8HZ 90403C94-B		1
403D96 PAD (FRONT BODY PANEL ASSIST HANDLE)				
90	CL-CLT900 -- 88",110" BBC	D8HZ 90403D96-A	R.H. and L.H.-upper and lower-use with 46 7/8" handle	4
90	CL-CLT900 -- 64" BBC	D8HZ 90403D96-B	R.H. and L.H.-upper and lower	4
90	CL-CLT900 -- 88",110" BBC	D8HZ 90403D96-C	L.H.-lower-use with 18 5/8" handle	1
		D8HZ 90403D96-D	L.H.-upper-use with 18 5/8" handle	1
90	C-CT800	E4HZ 60403D96-A	R.H. and L.H.-upper and lower	4
403B98-9 REINFORCEMENT (BACK PANEL EXHAUST MOUNTING UPPER)				
90	F600/800,FT800/900 -- diesel	(RH) E3TZ 60403B98-A	(LH) E3TZ 60403B99-A	1
90	L-LA-LL-LN-LNT-LS-LT-LTA-LTL-LTS700/900 -- w/roof air deflector or aerodynamics package	FOHZ 80403B98-A	R.H.	1
90	L-LA-LL-LN-LNT-LS-LT-LTA-LTL-LTS700/900 -- w/roof air deflector or aerodynamics package	FOHZ 80403B99-A	L.H.	1
40408 MOULDING (BACK PANEL TRIM UPPER)				
90	CL-CLT900 -- 64" BBC	D8HZ 9040408-A	Paint to match	1
404B22 SUPPORT (BACK PANEL UPPER)				
90	C-CT800	D2KZ 70404B22-A		1
		★382707-S8	Rivet-oval head-1/4" x 19/32"	15
40471 RETAINER (LOWER BACK TRIM PANEL)				
90	L-LA-LL-LN-LNT-LS-LT-LTA-LTL-LTS700/900	DOHZ 9040471-A	Paint to match-26 1/4" long	1
90	L-LA-LL-LN-LNT-LS-LT-LTA-LTL-LTS900	D8HZ 9040471-B	36 1/4" long	2
40476-7 PANEL (BACK INNER SIDE)				
90	F600/800,FT800/900	(RH) E7TZ 1540476-A	(LH) E7TZ 1540477-A	1
40484 PANEL (BACK INNER)				
90	L-LA-LL-LN-LNT-LS-LT-LTA-LTL-LTS700/900	E9HZ 8040484-A		1
404A86 REINFORCEMENT (LOWER BACK TRIM PANEL)				
90	L-LA-LL-LN-LNT-LS-LT-LTA-LTL-LTS700/900	DOHZ 90404A86-A		1
40492-3 PANEL (BACK INNER LOWER)				
90	F600/800,FT800/900	E4TZ 1540492-A		1
90	L-LA-LL-LN-LNT-LS-LT-LTA-LTL-LTS700/900	(RH) DOHZ 8040492-A	(LH) DOHZ 8040493-A	1
40500-1 GRILLE (BACK PANEL SIDE AIR SCOOP OPENING)				
90	C-CT800	(RH) B7T 9140500-A	(LH) B7T 9140501-A	1
		52361-S13	(U-303-A)-screw-oval head, cross recess tapping-No. 10-12 x 3/4"	6
		376378-S101	(UU-97)-screw-oval head, cross recess, tapping-No. 8-32 x 3/8"	2

1990/
TRUCK SERIES 600/900

YEAR	MODEL/RESTRICTIONS	PART NUMBER		DESCRIPTION	QTY.	
40530-1 DEFLECTOR (BACK PANEL SIDE TO CARBURETOR AIR CLEANER)						
90	C-CT800 -- gas	B7T	9140530-A	R.H.	1	
90	C-CT800 -- diesel	(RH) C9HZ	9140530-A	(LH) C9HZ 9140531-A	1	
90	C-CT800 -- gas	353483-S2		(BB-588)-screw and washer-hex head- 5/16"-24 x 1 1/8"	6	
40538 SEAL (BACK PANEL SIDE TO CARBURETOR AIR CLEANER DEFLECTOR)						
90	C-CT800	C1TB	9140538-A	Cut to fit	AR	
405B80 COVER (BACK PANEL ACCESS HOLE)						
90	CF-CFT700/800 -- w/tractor package	E8HZ	60405B80-A		1	
90	CL-CLT900 -- 64" BBC shoulder harness	D8HZ	90405B80-A		1	
YEAR	MODEL/RESTRICTIONS	PART NUMBER		NAGS NO.	DESCRIPTION	QTY.
		CLEAR	TINTED			
42006 GLASS (BACK WINDOW)						
90	C-CT800	D3HZ	6042006-B	1053T		1
90	CF-CFT600/800	E6HZ	6042006-A	4633T	R.H. and L.H.	2
90	CL-CLT900	D8HZ	9042006-A	1146T		1
90	F600/800,FT800/900 -- w/fixed window	E0TZ	1042006-G	1115T		1
90	L-LA-LL-LN-LNT-LS-LT-LTA-LTL- LTS700/900	D3HZ	8042006-B	1106T		1
42024 GLASS (QUARTER WINDOW)						
90	C-CT800	Not available	B7T	9142024-B	2368T	2
90	CL-CLT900	Not available	D8HZ	9042024-A	2732T	2
					Backside	
YEAR	MODEL/RESTRICTIONS	PART NUMBER		DESCRIPTION		QTY.
42034 PANEL (BACK WINDOW HEADER)						
90	C-CT800	B7T	9142034-A			1
42042 WEATHERSTRIP (QUARTER WINDOW GLASS)						
90	C-CT800	B7T	9142042-A		R.H. and L.H.	2
90	CL-CLT900 -- 64" BBC-w/ fixed corner back window	D8HZ	9042042-A		R.H. and L.H.	2
42084 WEATHERSTRIP (BACK WINDOW GLASS)						
90	C-CT800	D3HZ	6042084-A			1
90	CF-CFT600/800	E6HZ	6042084-A		R.H. and L.H.	2
90	CL-CLT900 -- 64" BBC	D8HZ	9042084-A			1
80/81	F600/800,FT800/900 -- w/o sliding back window	E1TZ	1042084-A			1
90	L-LA-LL-LN-LNT-LS-LT-LTA-LTL- LTS700/800	D3HZ	8042084-A			1
42220 FRAME (BACK WINDOW UPPER)						
90	C-CT800	B7T	9142220-A			1
42222-3 FRAME (BACK WINDOW SIDE)						
90	C-CT800	(RH) B7T	9142222-A	(LH) B7T	9142223-A	1
42232 FRAME (BACK WINDOW LOWER)						
90	C-CT800	B7T	9142232-A			1
42410 MOULDING (BACK WINDOW GARNISH)						
90	CL-CLT900	D8HZ	9042410-A		Paint to match	1
90	F600/800,FT800/900	E3TZ	1042410-B		Tan-paint to match	1
42416 MOULDING (BACK WINDOW GARNISH SIDE)						
90	CL-CLT900	D8HZ	9042416-A		Paint to match	1
42430 MOULDING (BACK WINDOW OUTSIDE)						
90	F600/800,FT800/900 -- w/stationary back window	D7TZ	1042430-A			1

1990/
TRUCK SERIES 600/900

YEAR	MODEL/RESTRICTIONS	PART NUMBER	DESCRIPTION	QTY.
42436 COVER (BACK WINDOW OUTSIDE MOULDING JOINT)				
90	F600/800,FT800/900	D7TZ 1042436-B	Back window	1
90	L-LA-LL-LN-LNT-LS-LT-LTA-LTL-LTS700/900	D7TZ 1042436-B	Windshield	1
42456 MOULDING (BACK WINDOW GARNISH LOWER)				
90	F600/800,FT800/900	E7TZ 1542456-B	Paint to match	1
42468 RETAINER (BACK WINDOW GARNISH MOULDING UPPER)				
90	F600/800	E0TZ 1042468-A	Green	1
90	FT800/900	E0TZ 1042468-B	Clear	1
42598 PAD (LOWER BRACKET FINISH PANEL)				
90	L-LA-LL-LN-LNT-LS-LT-LTA-LTL-LTS700/900 -- w/aerodynamics package	E5HZ 9042598-A		4or8
43030 PIN (FRONT DOOR HINGE)				
90	C-CT800	B9A 5943030-A	Cut to fit	4
45208 SUPPORT (BACK PANEL TRIM LOWER OUTER)				
90	CL-CLT900 -- 88",110" BBC	D8HZ 9045208-A		1
452A08 SUPPORT (BACK PANEL TRIM LOWER OUTER)				
90	CL-CLT900 -- 88",110" BBC	D8HZ 90452A08-A		1
452A28 SUPPORT (BACK PANEL AIR DUCT)				
90	CL-CLT900	D8HZ 90452A28-A	Outer	1
		D8HZ 90452A28-B	Inner	1
45240 SUPPORT (BACK PANEL TRIM UPPER OUTER AND CENTER)				
90	CL-CLT900	D8HZ 9045240-A	Cut to length for center	2
452A44 SUPPORT ASSY. (BACK PANEL TRIM VERTICAL)				
90	CL-CLT900 -- 64" BBC	E8HZ 90452A44-A		1
90	CL-CLT900 -- 110" BBC	E8HZ 90452A44-B		1
90	CL-CLT900 -- 88" BBC	E8HZ 90452A44-C		1
46100 CABINET ASSY. (SLEEPING COMPARTMENT UTILITY)				
90	CL-CLT900 -- 88" BBC	E4HZ 9046100-B	Charcoal	1
		E7HZ 9046100-A	Chestnut	1
90	CL-CLT900 -- 110" BBC	E4HZ 9046100-E	Charcoal-vertical	1
		E7HZ 9046100-B	Chestnut-vertical	1
90	CL-CLT900 -- 110" BBC	E4HZ 9046100-H	Charcoal-horizontal	1
		E7HZ 9046100-C	Chestnut-horizontal	1
46506-10 PANEL (PACKAGE TRAY)				
90	C-CT800	C1TB 9146510-A	Less air duct	1
90	C-CT800	E7HZ 6046506-A	Incl. air duct	1
46566 REINFORCEMENT (CAB REAR)				
90	C-CT800	E6HZ 6046566-B		1
46572 RETAINER ASSY. (SLEEPING COMPARTMENT MATTRESS)				
90	CL-CLT900 -- 88",110" BBC	D8HZ 9046572-C		1
466A00-12 ROD (SLEEPING COMPARTMENT CURTAIN)				
90	CL-CLT900 -- 88", 110" BBC	E8HZ 90466A12-A		1
46830 BELT and BUCKLE ASSY. (SLEEPING COMPARTMENT)				
90	CL-CLT -- 88", 110" BBC		Refer to group 46892	
46890 REINFORCEMENT (SLEEPING COMPARTMENT STRAP ANCHOR)				
90	CL-CLT900 -- 88" BBC	D8HZ 9046890-A		1
90	CL-CLT900 -- 110" BBC	D8HZ 9046890-C		1
46892 BELT (SLEEPING COMPARTMENT COMPLETE)				
90	CL-CLT900	E5HZ 9046892-A		1
500A00 FRAME (ROOF AIR VENT)				
90	L-LA-LL-LN-LNT-LS-LT-LTA-LTL-LTS700/900	D5HZ 80500A00-A		2
500A02 FRAME (ROOF VENT SIDE)				
90	L-LA-LL-LN-LNT-LS-LT-LTA-LTS700/900	D5HZ 80500A02-A		2
500A38-9 PLATE (ROOF AIR DEFLECTOR MOUNTING)				
90	CF-CFT600/800	E6HZ 60500A38-A	R.H. and L.H.-front	2
		E6HZ 60500A39-A	R.H. and L.H.-rear	2

1990/
TRUCK SERIES 600/900

YEAR	MODEL/RESTRICTIONS	PART NUMBER	DESCRIPTION	QTY.
500A42 REINFORCEMENT (ROOF AIR DEFLECTOR MOUNTING REAR)				
90	CF-CFT600/800	E6HZ 60500A42-A	R.H. and L.H.	2
50202 PANEL (ROOF)				
90	C-CT800	D8HZ 6050202-A	Cut to fit	1
90	CF-CFT600/800	E9HZ 6050202-A		1
90	CL-CLT900 -- 64" BBC	D8HZ 9050202-B		1
90	CL-CLT900 -- 88" BBC	D8HZ 9050202-D		1
90	CL-CLT900 -- 110" BBC	D8HZ 9050202-E	Front	1
		D8HZ 9050202-F	Rear	1
90	F600/800,FT800/900	E8HZ 6050202-A		1
90	L-LA-LL-LN-LNT-LS-LT-LTA-LTL-LTS700/900	E8HZ 8050202-A	Cut holes for lamps if required	1
50210 PANEL (ROOF HEADER)				
90	CF-CFT600/800	E9HZ 6050210-A	Outer	1
		E6HZ 6050210-B	Inner	1
50232-3 REINFORCEMENT (PANEL FRONT SIDE)				
90	L-LA-LL-LN-LNT-LS-LT-LTA-LTL-LTS700/900 -- w/fuel economy pkg.	(RH) E3HZ 9050232-A	(LH) E3HZ 9050233-A	1
50244-5 REINFORCEMENT (ROOF PANEL)				
90	L-LA-LL-LN-LNT-LS-LT-LTA-LTL-LTS700/900 -- w/roof air deflector or aerodynamics package	(RH) E8HZ 9050244-A	(LH) E8HZ 9050245-A	Center
		(RH) E5HZ 9050244-B	(LH) E5HZ 9050245-B	Inner
502B84 PANEL (ROOF INNER)				
90	F600/800,FT800/900	E7TZ 15502B84-A		1
50290-1 REINFORCEMENT (ROOF PANEL)				
90	L-LA-LL-LN-LNT-LS-LT-LTA-LTL-LTS700/900 -- integral A/C, roof air vent and radio	(RH) D0HZ 8050290-A	(LH) D0HZ 8050291-A	Rear
50296-7 EXTENSION (ROOF PANEL CENTER REINFORCEMENT)				
90	L-LA-LL-LN-LNT-LS-LT-LTA-LTL-LTS700/900	(RH) E8HZ 8050296-A	(LH) E8HZ 8050297-A	1
50732 SEAL (AIR VENT DOOR)				
90	CF-CFT600/800	E6HZ 6050732-A		1
90	L-LA-LL-LN-LNT-LS-LT-LTA-LTL-LTS700/900	C6TZ 9150732-A	Roof	1
508A16 BRACKET (ROOF BOW TO HEADER)				
90	CF-CFT600/800	E6HZ 60508A16-A	Front	2
		E6HZ 60508A16-B	Rear	2
50966 STRIP (ROOF TRIM RETAINER)				
90	CL-CLT900 -- 88" BBC	E8HZ 9050966-A	Sleeping compartment-paint to match	1
90	CL-CLT900 -- 110" BBC	E8HZ 9050966-B	Sleeping compartment-paint to match	1
90	CL-CLT900 -- 64" BBC	E8HZ 9050966-C	Cab-charcoal	1
90	CL-CLT900 -- 88", 110" BBC	E8HZ 9050966-D	Cab-paint to match	1
90	L-LL-LN-LNT-LS-LT-LTS900 -- w/owner operator pkg.	D8HZ 9050966-C		1
90	L-LL-LN-LNT-LS-LT-LTL-LTS900 -- w/hi-level trim			1
90	LA-LTA900			1
50980 RETAINER (ROOF TRIM PANEL FRONT)				
90	C-CT800	E6HZ 6050980-A		1
90	L-LA-LL-LN-LNT-LS-LT-LTA-LTL-LTS700/900	D0HZ 8050980-A		1
90	C-CT800	52360-S13	(U-294)-screw-oval head, cross recess-No. 8-15 x 3/4"	10or 18

1990/
TRUCK SERIES 600/900

YEAR	MODEL/RESTRICTIONS	PART NUMBER	DESCRIPTION	QTY.
51218-9 RAIL ASSY. (ROOF SIDE OUTER)				
90	C-CT800	(RH) B7T 9151218-A	(LH) B7T 9151219-A Incl. side drip moulding-cut to fit	1
51294 BOW (ROOF TRIM PANEL SUPPORT)				
90	C-CT800	E6HZ 6051294-C	Center	2
		E6HZ 6051294-B	Side	2
90	CF-CFT600/800	E6HZ 6051294-A		2
90	CL-CLT900 -- 64",88",110" BBC w/o sun roof	E3HZ 9051294-B	Rear center	1
90	CL-CLT900	D8HZ 9051294-C	Front	1
90	CL-CLT900 -- 88", 110" BBC w/o sun roof	E3HZ 9051294-A	Rear	1or2
513A06 REINFORCEMENT (ROOF SIDE RAIL)				
90	CF-CFT600/800	E6HZ 60513A06-A		4
513A16-7 RAIL (ROOF SIDE REAR)				
90	L-LA-LL-LN-LNT-LS-LT-LTA-LTL-LTS700/900	(RH) F0HZ 80513A16-A	(LH) F0HZ 80513A17-A	1
513A30-1 RAIL (ROOF SIDE INNER)				
90	L-LA-LL-LN-LNT-LS-LT-LTA-LTL-LTS700/900 -- w/o dual air horns	(RH) E5HZ 80513A30-A	(LH) E5HZ 80513A31-A	1
90	L-LL-LN-LNT-LS-LT-LTL-LTS700/900 -- w/dual air horns	(RH) E5HZ 80513A30-A	(LH) E5HZ 80513A31-B	1
513A52-3 RAIL (ROOF SIDE INNER)				
90	CF-CFT600/800	(RH) E8HZ 60513A52-A	(LH) E8HZ 60513A53-A	1
90	CL-CLT900 -- 64" BBC	(RH) E8HZ 90513A52-A	(LH) E8HZ 90513A53-A	1
90	CL-CLT900 -- 88" BBC	(RH) E8HZ 90513A52-B	(LH) E8HZ 90513A53-B	1
90	CL-CLT900 -- 110" BBC	(RH) E8HZ 90513A52-C	(LH) E8HZ 90513A53-C	1
513B55 EXTENSION ASSY. (ROOF SIDE RAIL REAR)				
90	CL-CLT900	D8HZ 90513B55-A		1
513A58 RAIL (ROOF REAR)				
90	CF-CFT600/800	E6HZ 60513A58-A		1
90	CL-CLT900 -- 64" BBC	D8HZ 90513A58-A		1
90	CL-CLT900 -- 88",110" BBC	E8HZ 90513A58-A		1
51416 WEATHERSTRIP (ROOF CENTER)				
90	CL-CLT900 -- 110" BBC	D9HZ 9051416-A		1
51700-1 MOULDING (ROOF DRIP SIDE)-Also refer to groups 51218-9 and 513A52-3				
90	F600/800,FT800/900	(RH) E0TZ 1051700-A	(LH) E0TZ 1051701-A	1
90	L-LA-LL-LN-LNT-LS-LT-LTA-LTL-LTS700/900	(RH) E4HZ 8051700-A	(LH) E4HZ 8051701-A	1
51704 MOULDING (ROOF DRIP REAR)				
90	C-CT800	B7T 9151704-A		1
90	L-LA-LL-LN-LNT-LS-LT-LTA-LTL-LTS700/900	E4HZ 8051704-A		1
517C04 MOULDING (ROOF TRIM REAR)-Incl. attaching parts				
90	L-LN-LNT-LT-LTL-LTS900	D5HZ 80517C04-A		1
51724 MOULDING (ROOF DRIP FRONT)				
90	C-CT800	B7T 9151724-A		1
51752 MOULDING (ROOF SIDE GARNISH INNER)				
90	F600/800,FT800/900	E0TZ 1051752-A	R.H. and L.H.-paint to match	2
51756 RETAINER (ROOF SIDE GARNISH MOULDING INNER FRONT)				
90	F600/800,FT800/900	E0TZ 1051756-C		4
90	F600/800,FT800/900	E0TZ 1051756-B	Yellow	1
51762 COVER (ROOF DRIP MOULDING JOINT)				
90	C-CT800	B5A 7051762-A		2or4
517B90 MOULDING (ROOF BOW)				
90	CL-CLT- 88", 110" BBC	E8HZ 90517B90-A	Used to plug holes in curtain rod	2

1990/
TRUCK SERIES 600/900

YEAR	MODEL/RESTRICTIONS	PART NUMBER	DESCRIPTION	QTY.
52004 COVER (ROOF TRIM PANEL ACCESS HOLE)				
90	L-LN800/900 -- w/air horns	E1HZ 9052004-A	Paint to match	1
90	CL-CLT900 -- w/air horns			1
52014 EXTENSION (ROOF BOW HEADLINING SIDE)				
90	CF-CFT600/800	E6HZ 6052014-A		2
52101 SUPPORT (ROOF TRIM REAR)				
90	L-LN-LNT-LT-LTS900 -- w/ owner operator pkg.	D8HZ 9052101-A		1
90	L-LL-LN-LNT-LS-LTL-LTS900 -- w/hi-level trim			1
90	LA-LTA900			1
52118 RETAINER (ROOF TRIM PANEL FRONT)				
90	L-LA-LL-LN-LNT-LS-LT-LTA-LTL-LTS700/900 LTL-LTS700/900	E9HZ 8052118-A	Paint to match	2
52124 RETAINER (ROOF HEADLINING FRONT)				
90	CF-CFT600/800	E6HZ 6052124-A		1
90	CL-CLT900 -- 64" BBC	D8HZ 9052124-B		1
90	CL-CLT900 -- 88",110" BBC	D8HZ 9052124-C		1
90	LTL900			1
52126 CAP (ROOF TRIM PANEL RETAINER)				
90	CL-CLT900	D8HZ 9052126-B	Bright finish	AR
52128 RETAINER (ROOF TRIM PANEL AT VENT)				
90	LN-LNT700/900	D9HZ 8052128-A		2
52136-7 RETAINER (ROOF TRIM PANEL SIDE REAR)				
90	L-LA-LL-LN-LNT-LS-LT-LTA-LTL- LTS700/900	(RH) D0HZ 8052136-A	(LH) D0HZ 8052137-A	1
52184 SUPPORT (ROOF TRIM PANEL)				
90	L-LA-LL-LN-LNT-LS-LT-LTA-LTL- LTS800/800	(RH) E7HZ 8052184-A	(LH) E7HZ 8052185-A	Front 1
90	L-LA-LL-LN-LNT-LS-LTA-LTL-LTS700/900	E8HZ 8052184-A	Rear-black	1
52188 RETAINER (ROOF TRIM PANEL REAR)				
90	L-LA-LL-LN-LNT-LS-LTA-LTL-LTS700/900 LTL-LTS700/900	E8HZ 8052188-A	Paint to match	1
52872 PAD (TOP BACK QUARTER STAY)				
90	L-LA-LL-LN-LNT-LS-LT-LTA-LTL- LTS700/900 -- w/aerodynamics package and vertical mounted body muffler	E5HZ 9052872-A		1
54310 INSULATION (ROOF PANEL SOUND FRONT)				
90	CF-CFT600/800	E6HZ 6054310-A		2
90	CL-CLT900	D8HZ 9054310-A	31" long	AR
90	F600/800,FT800/900	E0TZ 1054310-A		6

1990/
TRUCK SERIES 600/900

BODY SECTION 600 1

YEAR	MODEL/RESTRICTIONS	PART NUMBER	DESCRIPTION	QTY.
60004 SHOCK ABSORBER KIT (FRONT SEAT RELEASE LATCH)-Driver				
90	CL-CLT900 -- w/Bostrom Levelair seat	D1XZ 9060004-A		1
90	L-LN-LNT-LT-LTA-LTL-LTS800/900 -- w/Bostrom Levelair seat			1
90	LA-LL-LS800/900 -- w/Bostrom Levelair seat			1
60015 LATCH KIT (FRONT SEAT BACK ADJUSTING)				
90	L-LN-LNT-LT-LTA-LTS600/900 -- w/Lear Siegler seat	D0HZ 8060015-A		1
90	LA-LL-LS800/900 -- w/Lear Siegler seat			1
90	LTL900 -- w/Lear Siegler seat			1
60057 STRIP (FRONT SEAT PASSENGER BEARING)				
90	CF-CFT600/700	E6HZ 6060057-A		3
60061 SPACER (FRONT SEAT SUPPORT)-Driver				
90	CL-CLT900 -- w/Bostrom Levelair seat	D1XZ 9060061-A		1
90	L-LN-LNT-LT-LTA-LTL-LTS800/900 -- w/Bostrom Levelaire seat			1
90	LA-LL-LS800/900 -- w/Bostrom Levelair seat			1
60066 PLATE (FRONT SEAT BACK HINGE DRIVERS SEAT)				
90	CF-CFT600/700	E6HZ 6060066-A		2
60094 SUPPORT (FRONT SEAT)-Driver				
90	C-CT800 -- w/Lear Siegler seat	C1TB 9160094-A		1
60094-5 SUPPORT ASSY. (FRONT SEAT)-Driver and Passenger				
90	CF-CFT600/700	E6HZ 6060094-A	W/double hinged pass. seat-pedestal	1
90	CF-CFT600/700	E6HZ 6060094-B	W/double hinged pass. seat-L.H.	2
90	CF-CFT600/700	E9HZ 6060095-A	Driver	1
90	F-FT600/900 -- w/Bostrom Viking seat	E7HZ 6060094-A	Driver	1
90	CL-CLT900 -- w/Bostrom Westcoaster seat	D9HZ 9060094-A		1
90	L-LN-LNT-LT-LTA-LTL-LTS800/900 -- w/Bostrom Westcoaster seat			1
90	LA-LL-LS800/900 -- w/Bostrom Westcoaster seat			1
90	CL-CLT900 -- w/Bostrom Levelair seat	E0HZ 9060094-C		1
90	L-LN-LNT-LT-LTA-LTL-LTS800/900 -- w/Bostrom Levelair seat			1
90	LA-LL-LS800/900 -- w/Bostrom Levelair seat			1
90	CL-CLT900 -- w/Lear Siegler Air Ride seat	E0HZ 9060094-B	Driver and passenger	1or2
90	L-LN-LNT-LT-LTA-LTL-LTS800/900 -- w/Lear Siegler seat		Driver and passenger	1or2
90	LA-LL-LS800/900 -- w/Lear Siegler seat		Driver and passenger	1or2
90	CL-CLT900 -- w/National Cush-N-Aire seat	E9HZ 9060094-A	Driver	1
90	L-LA-LL-LN-LNT-LT-LTA-LTL-LTS-LS800/900 -- w/National Cush-N-Aire seat			1
90	CL-CLT900 -- w/National Cush-N-Aire seat	E8HZ 9060094-A	Passenger	1
90	L-LA-LL-LN-LS-LNT-LT-LTA-LTL-LTS700/900 -- w/National Cush-N-Aire seat			

JULY, 1989

COPYRIGHT © 1989—

FORD MOTOR
COMPANY

—DEARBORN, MICHIGAN

NEW ISSUE

1990/
TRUCK SERIES 600/900

YEAR	MODEL/RESTRICTIONS	PART NUMBER	DESCRIPTION	QTY.
60094-5 SUPPORT ASSY. (FRONT SEAT)-Driver and Passenger -- Cont'd				
90	CL-CLT900 -- w/Bostrom Westcoaster III seat	E8HZ 9060094-B	Driver and passenger	2
90	L-LA-LL-LN-LNT-LT-LTA-LTL-LTS-LS 800/900 -- w/Bostrom Westcoaster III seat			2
90	CL-CLT900 -- w/Bostrom Levelair seat	E8HZ 9060094-C	Driver and passenger	2
90	L-LA-LL-LN-LNT-LT-LTA-LTL-LTS-LS 800/900 -- w/Bostrom Levelair seat			2
60170 PANEL (FRONT SEAT BACK SUPPORT)				
90	C-CT800 -- w/o sleeper compt.	D2KZ 6060170-A		1
90	C-CT800 -- w/sleeper compt.	D6HZ 6060170-A		1
60194 DOOR ASSY. (FRONT SEAT BACK PANEL ENGINE ACCESS)				
90	C-CT800	C2TZ 9160194-A	Incl. jack handle attaching clips	1
60206 WEATHERSTRIP (FRONT SEAT BACK PANEL ENGINE ACCESS DOOR)				
90	C-CT800	B7T 9160206-A		1
602A12 PLATE (FRONT SEAT SHOULDER STRAP)-Paint to match				
90	F-FT600/900	E7HZ 60602A12-A	R.H. and L.H.	2
60230-1 COVER (FRONT SEAT SHOULDER STRAP OPENING)-Paint to match				
90	CF-CFT600/700	E6HZ 6060230-A		2
90	F-FT600/900	(RH) E7TZ 1560230-A	(LH) E7TZ 1560231-A	1
90	F600	E7HZ 6060230-A	R.H. and L.H.-at quarter trim panel	2
60300 BUMPER (FRONT SEAT JOUNCE)-Driver				
90	CL-CLT900 -- w/Bostrom Westcoaster seat	C6TZ 9160300-A	Rubber-3/4" x 1" x 1 1/8"	1
90	L-LN-LNT-LT-LTA-LTL-LTS800/900 -- w/Bostrom Westcoaster seat			1
90	LA-LL-LS800/900 -- w/Bostrom Westcoaster seat			1
90	CL-CLT900 -- w/Bostrom Levelair seat	D1XZ 9060300-A	Rubber	1
90	L-LN-LNT-LT-LTA-LTL-LTS800/900 -- w/Bostrom Levelair seat			1
90	LA-LL-LS800/900 -- w/Bostrom Levelair seat			1
90	CL-CLT900 -- w/Bostrom Levelair seat	D8HZ 9060300-A	Belting 1/8" x 1" x 1 1/4"	2
90	L-LN-LNT-LT-LTA-LTL-LTS800/900 -- w/Bostrom Levelair seat			2
90	LA-LL-LS800/900 -- w/Bostrom Levelair seat			1
90	CL-CLT900 -- w/National Cush-N-Aire seat	E9HZ 9060300-A		1
90	L-LA-LL-LN-LS-LNT-LT-LTA-LTL- LTS700/900 -- w/National Cush-N-Aire seat			
60304 LEVER (FRONT SEAT SHOCK ABSORBER)-Driver				
90	L-LN-LNT-LT-LTA-LTS600/900 -- w/Bostrom seat	C6TZ 9160304-A		1
90	CL-CLT900 -- w/National Cush-N-Aire seat			2
90	LTA-LTL900 -- w/Bostrom seat			1
90	LA-LL-LS800/900 -- w/Bostrom seat			1
90	CL-CLT900 -- w/Bostrom Westcoaster seat	D8HZ 9060304-A		1
90	L-LN-LNT-LT-LTA-LTL-LTS800/900 -- w/Bostrom Westcoaster seat			1
90	LA-LL-LS800/900 -- w/Bostrom Westcoaster seat			1

1990/
TRUCK SERIES 600/900

BODY SECTION 600 3

YEAR	MODEL/RESTRICTIONS	PART NUMBER	DESCRIPTION	QTY.
60309 SPACER (FRONT SEAT SHOCK ABSORBER LOWER)-Driver				
90	CL-CLT900 -- w/Bostrom Westcoaster seat	C6TZ 9160309-A	Rubber-1/2" I.D. x 1" O.D. x 5/8" thick	1
90	L-LN-LNT-LT-LTA-LTL-LTS800/900 -- w/Bostrom Westcoaster seat			1
90	LA-LL-LS800/900 -- w/Bostrom Westcoaster seat			1
603A24 SPACER (FRONT SEAT SHOCK ABSORBER UPPER)-Driver				
90	CL-CLT900 -- w/Bostrom Westcoaster seat	C6TZ 91603A24-A	Rubber-3/8" I.D. x 1" O.D. x 1/4" thick	2
90	L-LN-LNT-LT-LTA-LTL-LTS800/900 -- w/Bostrom Westcoaster seat			2
90	LA-LL-LS800/900 -- w/Bostrom Westcoaster seat			2
90	CL-CLT900 -- w/National Cush-N-Aire seat	D8HZ 90603A24-A		2
90	L-LN-LNT-LT-LTA-LTL-LTS800/900 -- w/National Cush-N-Aire seat			2
90	LA-LL-LS800/900 -- w/National Cush-N-Aire seat			2
60325 BEARING (FRONT SEAT SHOCK ABSORBER LEVER)-Driver				
90	CL-CLT900 -- w/Bostrom Westcoaster seat	C6TZ 9160325-A	Bronze-5/8" I.D. x 3/4" O.D. x 1/2" long	1
90	L-LN-LNT-LT-LTA-LTL-LTS800/900 -- w/Bostrom Westcoaster seat			1
90	LA-LL-LS800/900 -- w/Bostrom Westcoaster seat			1
60339 SHOCK ABSORBER (FRONT SEAT)-Driver				
90	CL-CLT900 -- w/Bostrom Levelaire or Westcoaster seat	D1XZ 9060339-A		1
90	L-LN-LNT-LT-LTA-LTL-LTS800/900 -- w/Bostrom Levelair seat			1
90	LA-LL-LS800/900 -- w/Bostrom Levelair seat			1
90	CL-CLT900 -- w/National Cush-N-Aire seat	E9HZ 9060339-A		1
90	L-LN-LNT-LT-LTA-LTL-LTS800/900 -- w/National Cush-N-Aire seat			1
90	LA-LL-LS800/900 -- w/National Cush-N-Aire seat			1
90	CL-CLT900 -- w/Lear Siegler Air Ride seat	E0HZ 9060339-B		1
90	L-LN-LNT-LT-LTA-LTL-LTS800/900 -- w/Lear Siegler seat			1
90	LA-LL-LS800/900 -- w/Lear Siegler seat			1
603A44 LEVER (FRONT SEAT SHOCK ABSORBER)-Driver				
90	CL-CLT900 -- w/Bostrom Westcoaster seat	C6TZ 91603A44-A		1
90	L-LN-LNT-LT-LTA-LTL-LTS800/900 -- w/Bostrom Westcoaster seat			1
90	LA-LL-LS800/900 -- w/Bostrom Westcoaster seat			1
60350 SPRING (FRONT SEAT SHOCK ABSORBER)-Driver				
90	CL-CLT900 -- w/Bostrom Westcoaster seat	C6TZ 9160350-A	46 coils-4 1/2" free length	2
90	L-LN-LNT-LT-LTA-LTL-LTS800/900 -- w/Bostrom Westcoaster seat			2
90	LA-LL-LS800/900 -- w/Bostrom Westcoaster seat			1

JULY, 1989

COPYRIGHT © 1989-

FORD MOTOR
COMPANY

—DEARBORN, MICHIGAN

NEW ISSUE

1990/
TRUCK SERIES 600/900

YEAR	MODEL/RESTRICTIONS	PART NUMBER	DESCRIPTION	QTY.
60392 BOLT (FRONT SEAT BACK PIVOT ARM)				
90	F-FT600/900 -- w/full width seat	385329-S2	Bolt-round, socket head, shoulder-3/8"-16 x 1 1/4"	2
90	CL-CLT900	E7HZ 9060392-A	R.H. and L.H.	2
90	L-LA-LL-LN-LS-LT-LNT700/900			2
60394 SPACER (FRONT SEAT BACK PIVOT ARM)				
90	F-FT600/800	C8OZ 6260394-A		2
60434-5 RISER (FRONT SEAT SUPPORT)				
90	F-FT600/900 -- w/Bostrom Viking T-bar seat	E6HZ 7060434-A	Passenger	1
		E6HZ 7060435-A	Driver	1
60466 PIN (FRONT SEAT SHOCK ABSORBER ADJUSTING)-Driver				
90	L-LN-LNT-LT-LTA-LTS600/900 -- w/Bostrom Westcoaster seat	C6TZ 9160466-A		1
90	CL-CLT900 -- w/Bostrom Westcoaster seat			1
90	LTL900 -- w/Bostrom Westcoaster seat			1
90	LA-LL-LS800/900 -- w/Bostrom Westcoaster seat			1
60600 PANEL (FRONT SEAT BACK)				
90	C-CT800 -- w/full width seat	D2KZ 6060600-A		1
		380934-S101	(UU-67-F)-screw-pan head, cross recess-No. 8-18 x 1/2"	20
610L03 COVER (PILLAR LOOP SEAT BELT)				
90	CF-CFT600/800	E7HZ 60610L03-A	R.H. and L.H.	2
610A15 SPRING (FRONT SEAT BACK ADJUSTING HANDLE)-Driver				
90	CL-CLT900 -- w/National Cush-N-Aire seat	D8HZ 90610A15-A		1
90	CL-CLT900 -- w/Lear Siegler Air Ride seat	D8HZ 90610A15-B		1
90	L-LN-LNT-LT-LTA-LTL-LTS800/900 -- w/National Cush-N-Aire seat	D8HZ 90610A15-A		1
90	LA-LL-LS800/900 -- w/National Cush-N-Aire seat			1
90	L-LN-LNT-LT-LTA-LTL-LTS800/900 -- w/Lear Siegler seat	D8HZ 90610A15-B		1
90	LA-LL-LS800/900 -- w/Lear Siegler seat			1
610L17 PLATE (SEAT BELT ANCHOR)				
90	CF-CFT600/800	E7HZ 60610L17-A		1
61019 PAN (FRONT SEAT BACK)-Driver				
90	L-LN-LNT-LT-LTA-LTS600/900 -- w/Bostrom Westcoaster seat	D0HZ 8061019-A	Less spring-paint to match	1
90	CL-CLT900 -- w/Bostrom Westcoaster seat			1
90	LTL900 -- w/Bostrom Westcoaster seat			1
90	LA-LL-LS800/900 -- w/Bostrom Westcoaster seat			1
90	CL-CLT900 -- w/National Cush-N-Aire seat	D8HZ 9061019-A		1
90	L-LN-LNT-LT-LTA-LTL-LTS800/900 -- w/National Cush-N-Aire seat			1
90	LA-LL-LS800/900 -- w/National Cush-N-Aire seat			1
610B69 SHAFT (FRONT SEAT BACK PIVOT)-Driver				
90	CL-CLT900 -- w/Bostrom Westcoaster and Levelair seats	D8HZ 90610B69-A	Rear	1
		D8HZ 90610B69-B	Front	1

1990/
TRUCK SERIES 600/900

YEAR	MODEL/RESTRICTIONS	PART NUMBER	DESCRIPTION	QTY.
610B69 SHAFT (FRONT SEAT BACK PIVOT)-Driver - Cont'd				
90	L-LN-LNT-LT-LTA-LTL-LTS800/900 -- w/Bostrom Westcoaster and Levelair seats	D8HZ 90610B69-A	Rear	1
90	LA-LL-LS800/900 -- w/Bostrom Westcoaster and Levelair seats	D8HZ 90610B69-B	Front	1
61088-9 PIN (FRONT SEAT BACK HINGE)-Driver				
90	CL-CLT900 -- w/National Cush-N-Aire seat	(RH) C9HZ 9161088-A	(LH) C9HZ 9161089-A	1
90	L-LN-LNT-LT-LTA-LTL-LTS800/900 -- w/National Cush-N-Aire seat			1
90	LA-LL-LS800/900 -- w/National Cush-N-Aire seat			1
610X88 RING (FRONT SEAT BACK HINGE PIN SNAP)-Driver				
90	CL-CLT900 -- w/National Cush-N-Aire seat	C9HZ 91610X88-A		1
90	L-LN-LNT-LT-LTA-LTL-LTS800/900 -- w/National Cush-N-Aire seat			1
90	LA-LL-LS800/900 -- w/National Cush-N-Aire seat			1
610B92 BRACKET (FRONT SEAT BACK ADJUSTING)-Driver				
90	CL-CLT900 -- w/Bostrom Westcoaster and Levelair seats	D8HZ 90610B92-A		1
90	L-LN-LNT-LT-LTA-LTL-LTS800/900 -- w/Bostrom Westcoaster and Levelair seats			1
90	LA-LL-LS800/900 -- w/Bostrom Westcoaster and Levelair seats			1
90	CL-CLT900 -- w/National Cush-N-Aire seat	E9HZ 90610B92-A		1
90	L-LA-LL-LN-LS-LNT-LT-LTA-LTL-LTS700/900 -- w/National Cush-N-Aire seat			1
61097 SPRING (FRONT SEAT BACK LATCH)				
90	C-CT800	D0AZ 6261097-A		1
90	F-FT600/900 -- w/Viking T-bar seat			2
90	C-CT600/900 -- diesel	D2KZ 6061097-B		1
90	L-LN-LNT-LT-LTA-LTS600/900 -- w/Lear Siegler seat	D0HZ 9061097-A		1
90	LTL900 -- w/Lear Siegler seat			1
90	LA-LL-LS800/900 -- w/Lear Siegler seat			1
90	CF-CFT600/800	E7HZ 6061097-A	Passenger-w/dual hinge	1
611C22 EXTENSION ASSY. (SEAT BELT)				
Notes: ▲ Incl. bright finish buckle				
90	F-FT600/900	▲ E3FZ 61611C22-A	R.H. and L.H.-use as extender for 611A72-3 and/or 613B84-5 seat belts manufactured by Allied Chemical Corp. as shown on label.	AR
		▲ E3FZ 61611C22-B	R.H. and L.H.-use as extender for 611A72-3 and/or 613B84-5 seat belts manufactured by Firestone, Hamill or Decor Division as shown on label.	AR
		▲ E2VZ 54611C22-C	R.H. and L.H.-use as extender for 611A72-3 and/or 613B84-5 seat belts manufactured by American Safety Co. as shown on label.	AR

1990/
TRUCK SERIES 600/900

YEAR	MODEL/RESTRICTIONS	PART NUMBER	DESCRIPTION	QTY.
611B24 PIN (FRONT SEAT BACK PIVOT)				
90	CL-CLT900 -- w/National Cush-N-Aire seat	D8HZ 90611B24-A	Driver	1
90	L-LN-LNT-LT-LTA-LTL-LTS800/900 -- w/National Cush-N-Aire seat			1
90	LA-LL-LS800/900 -- w/National Cush-N-Air seat			1
611B36 CHECK (FRONT SEAT BELT)				
90	CF-CFT600/800	E7HZ 60611B36-A	R.H. and L.H.	2
90	CL-CLT900	E1HZ 90611B36-A	Black-8" long	2
90	L-LN-LNT-LT-LTA-LTL-LTS800/900	E1HZ 90611B36-B	Black-10" long	2
90	LA-LL-LS800/900	E1HZ 90611B36-C	Black-12 1/2" long	2
		E1HZ 90611B36-D	Black-15" long	2
		E1HZ 90611B36-E	Black-18 1/2" long	2
		E1HZ 90611B36-F	Black-20" long	2
90	F-FT600/900 -- w/Viking T-bar seat	E1HZ 90611B36-A	Black	2
90	CF-CFT600/700	E6HZ 60611B36-A	W/passenger seat	1
61142 BRACKET (DOUBLE PASSENGER SEAT)				
90	CF-CFT600/700 -- w/double passenger seat	E6HZ 6061142-A		1
611B60 Also refer to group 611A72				
611A72-3 BELT ASSY. (FRONT SEAT COMPLETE)				
90	CF-CFT600/700 -- w/o suspension seat	E6HZ 60611A73-A	Driver	1
		E6HZ 60611A72-A	Passenger	1
		E6HZ 60611B60-A	Center	1
90	CF-CFT600/700 -- w/suspension seat	E7HZ 60611A73-F	Driver	1
		E6HZ 60611A72-A	Passenger	1
		E6HZ 60611B60-A	Center	1
90	CF-CFT600/700 -- w/suspension drivers seat	E6HZ 60611A72-C	Incl. lap belt only	1
90	C-CT800	E0HZ 60611A72-A	Black	2
90	CF-CFT600/800 -- w/suspension seat	E7HZ 60611A73-F		1
90	F-FT600/900 -- w/o retractor w/o Viking T-bar seat	(RH) E3HZ 60611A72-A	(LH) E3HZ 60611A73-A	Black
90	F-FT600/900 -- w/retractor w/o Viking T-bar seat	(RH) E3HZ 60611A72-B	(LH) E3HZ 60611A73-B	Black
90	F-FT600/900 -- w/Viking T-bar seat	(RH) E9HZ 60611A72-A	(LH) E9HZ 60611A73-A	Black
90	F-FT600/900	E7TZ 10611B60-D	Black-center	1
90	L-LN-LNT-LT-LT-LTA-LTS600/900 -- w/full width or Lear Siegler seat	E0HZ 80611A72-A	Black-driver, center and R.H. passenger-w/o retractor	3
90	L-LN-LNT-LT-LTA-LTS600/900 -- w/Bostrom Westcoaster seat		Passenger	1
90	LA-LL-LS800/900 -- w/Bostrom Westcoaster seat			1
90	L-LN-LNT-LT-LTA-LTS900 -- w/National Cush-N-Aire		Passenger	1
90	LA-LL-LS800/900 -- w/National Cush-N-Aire seat			3
90	LTL900 -- w/full width seat or Lear Siegler seat		Black-driver, center and R.H. passenger	3
90	LTL900 -- w/Bostrom Westcoaster or National Cush-N-Aire		Passenger	1
90	L-LN-LNT-LT-LTA-LTS600/900 -- w/Bostrom Levelair, Westcoaster and National Cush-N-Aire	E0HZ 80611A72-B	Black-driver vertical adjusting-w/o retractor	1
90	LA-LL-LS800/900			1
90	LTL900			1

1990/
TRUCK SERIES 600/900

BODY SECTION 600 7

YEAR	MODEL/RESTRICTIONS	PART NUMBER	DESCRIPTION	QTY.
611A72-3 BELT ASSY. (FRONT SEAT COMPLETE) — Cont'd				
90	CL-CLT/900 -- w/Bostrom Westcoaster and Levelair, Lear Siegler and National Cush-N-Aire seats and Fixed seats	D8HZ 90611A72-A	Black- driver or passenger w/retractor	2
90	LTL900			2
90	LA-L-LL-LN-LNT-LT-LTA-LTL-LTS-LS 600/900 -- w/Bostrom Companion and Westcoaster III	E8HZ 90611A72-A	R.H. and L.H.	2
90	LA-L-LL-LN-LNT-LT-LTA-LTL-LTS-LS 600/900 -- w/National Cush-N-Aire and Companion seats			2
90	F-FT600/900 -- w/fixed bucket seats-National w/retractor	(RH) E7HZ 60611A72-A	(LH) E7HZ 60611A73-A Black	1
90	F-FT600/900 -- w/bench seat-w/retractor and 3 point system	(RH) E7HZ 60611A72-B	(LH) E7HZ 60611A73-B Black	1
90	F-FT600/900 -- w/bench seat-w/retractor and 2 point system	(RH) E7HZ 60611A72-C	(LH) E7HZ 60611A73-C Black	1
90	F-FT600/900 -- w/fixed bucket seats-Bostrom	(RH) E7HZ 60611A72-D	(LH) E7HZ 60611A73-D Black	1
90	F-FT600/800 -- w/Viking T-bar seat-suspension	E9HZ 60611A72-D	Black-passenger- non-articulated	1
90	F-FT600/800 -- w/Viking T-bar seat	E9HZ 60611A73-B	Articulated-driver	1
Consists of:				
	1-E9HZ 60611A73-A	Seat Belt	8-354959-S	Washer
	1-E4TB 9860262-A05AA	Cover	1-5942	Instruction Sheet
	5-386274-S100	Bolt		
90	F-FT600/800 -- w/Viking T-bar seat	E9HZ 60611A72-B	Articulated-passenger	1
Consists of:				
	1-E9HZ 60611A72-A	Seat Belt	8-354959-S	Washer
	1-E4TB 9860262-A05AA	Cover	1-5956	Instruction Sheet
	5-386274-S100	Bolt		
90	F-FT600/800 -- w/Viking T-bar seat	E9HZ 60611A72-C	Non-articulated (fixed)-passenger	1
Consists of:				
	1-E9HZ 60611A72-D	Seat Belt	1-386274-S100	Bolt
	1-E4TB 9860262-A05AA	Cover	1-377841-S	Plug
	1-386273-S100	Bolt	1-5963	Instruction Sheet
OUTBOARD BELT				
90	C-CT-L-LN-LNT-LT-LTA-LTS 600/900,F600/800	354959-S	(XX-178-C)-washer - flat head-1/2" x 3/4" x 3/16"	2
90	CL-CLT900			
90	LA-LL-LS,LTL800/900	382629-S100	(XX-173-AA)-washer-flat-7/16" x 1 5/16" x 3/16"	2
		386274-S100	(UL-156-A)-bolt-pan head,tapping -7/16"-20 x 1 3/4"	2
90	F-FT600/900	382627-S100	(UU-156)-bolt-torque head, tapping-7/16"-20 x 1 3/4"	2
INBOARD BELT				
90	C-CT800 -- w/full width seat	382627-S100	(UU-157)-bolt-pan hd, tapping-7/16"-20 x 1 1/4"	2
		382582-S100	(XX-179-A)-washer-flat steel-1/2"	2
		382629-S100	(XX-173-A)-washer-flat steel-29/64"	2
90	C-CT800 -- w/bucket seats	386582-S100	(UU-170-A)-bolt-pan hd, tapping-7/16"-20 x 1 3/8"	2
		382583-S100	(XX-340-AC)-washer-serrated-17/32"	2
90	F-FT600/900	386582-S100	(UU-170-A)-bolt-pan hd, tapping-7/16"-20 x 1 3/8"	2
90	L-LN-LNT-LT-LTA-LTS600/900 -- w/full width seat	382627-S100	(UU-157)-bolt-pan hd, tapping-7/16"-20 x 1 1/4"	2
90	LA-LL-LS800/900			
90	LTL900	382582-S100	(XX-179-A)-washer-flat steel-1/2"	2
		382629-S100	(XX-173-A)-washer-flat steel-29/64"	2

JULY, 1989

COPYRIGHT © 1989—

FORD MOTOR
COMPANY

—DEARBORN, MICHIGAN

NEW ISSUE

1990/
TRUCK SERIES 600/900

YEAR	MODEL/RESTRICTIONS	PART NUMBER	DESCRIPTION	QTY.
611A72-3 BELT ASSY. (FRONT SEAT COMPLETE) — Cont'd				
	INBOARD BELT			
90	L-LN-LNT-LT-LTA-LTS600/900 -- w/bucket seats	382627-S100	(UU-157)-bolt-pan hd. tapping-7/16"-20 x 1 1/4"	3
90	LA-LL-LS800/900			
90	LTL900 -- w/bucket seats	354959-S	(XX-178-C)-washer-flat rubber-7/16"	6
		382629-S100	(XX-173-A)-washer-flat steel-29/64"	3
90	CL-CLT900	382627-S100	(UU-157)-bolt-pan hd. tapping-7/16"-20 x 1 1/4"	1
		354959-S	(XX-178-C)-washer-flat rubber-7/16"	4or6
		382629-S100	(XX-173-A)-washer-flat steel-29/64"	2
61199 HANDLE (FRONT SEAT BACK ADJUSTER)				
90	CL-CLT900 -- w/National Cush-N-Aire seat	E0HZ 9061199-A		1
90	CL-CLT900 -- w/Bostrom Westcoaster and Levelair seats	D8HZ 9061199-B		1
90	CL-CLT900 -- w/Lear Siegler Air Ride seat	E0HZ 9061199-B	R.H. and L.H.	2
90	L-LN-LNT-LT-LTA-LTL-LTS800/900 -- w/National Cush-N-Aire seat	E0HZ 9061199-A		1
90	LA-LL-LS800/900 -- w/National Cush-N-Aire seat			1
90	L-LN-LNT-LT-LTA-LTL-LTS800/900 -- w/Bostrom Westcoaster and Levelair seats	D8HZ 9061199-B		1
90	LA-LL-LS800/900 -- w/Bostrom Westcoaster and Levelair seats			1
90	L-LN-LNT-LT-LTA-LTL-LTS800/900 -- w/Lear Siegler seat	E0HZ 9061199-B	R.H. and L.H.	2
90	LA-LL-LS800/900 -- w/Lear Siegler seat			2
611X99 RING (FRONT SEAT BACK ADJUST HANDLE SNAP)-Driver				
90	CL-CLT900 -- w/National Cush-N-Aire seat	C9HZ 91611X99-A		1
90	L-LN-LNT-LT-LTA-LTL-LTS800/900 -- w/National Cush-N-Aire seat			1
90	LA-LL-LS800/900 -- w/National Cush-N-Aire seat			1
61212 BOLT (SEAT BELT ANCHOR)				
90	CF-CFT600/700	E6HZ 6061212-B	Attach driver and passenger seat belts w/double passenger seat	5
		E6HZ 6061212-C	Attach driver and center passenger seat belts	4
90	CF-CFT600/800	E7HZ 6061212-A		2
		E7HZ 6061212-B		2
		E7HZ 6061212-D	To att. check assy. 611B36	2
612C12 BUSHING (FRONT SEAT SHOULDER STRAP)				
90	CF-CFT600/800	E7HZ 60612C12-A	R.H. and L.H.	4
61222 LOOP (FRONT SEAT BELT RETAINING)-Incl. attaching parts				
90	F-FT-L-LN-LNT-LT-LTA-LTS600/900	C4AZ 6261222-AAB	Transparent plastic	2
90	LA-LL-LS-LTL800/900			2
61239 REINFORCEMENT (FRONT SEAT BELT ANCHOR)				
90	CL-CLT900	D8HZ 9061239-A	L.H.	1
90	L-LN-LNT-LT-LTA-LTL-LTS800/900			1
90	LA-LL-LS800/900			1
612A40-1 REINFORCEMENT ASSY. (SEAT BELT ANCHOR TO BACK PANEL)				
90	CL-CLT900	(RH) D8HZ 90612A40-A	(LH) D8HZ 90612A41-A	2
90	L-LN-LNT-LT-LTA-LTL-LTS800/900			2
90	LA-LL-LS800/900			2
612A64 COVER (FRONT SEAT BELT BUCKLE TONGUE)				
90	C-CT800,F-FT600/900	E7FZ 61612A64-A	Paint to match	AR

1990/
TRUCK SERIES 600/900

BODY SECTION 600 9

YEAR	MODEL/RESTRICTIONS	PART NUMBER	DESCRIPTION	QTY.
61602 PLATE (FRONT SEAT BACK SKID)-Driver				
90	F-FT600/900 -- w/Viking T-bar seat	E6HZ 8061602-A	3 mounting holes	1
90	L-LN-LNT-LT-LTA-LTL-LTS600/900 -- w/Bostrom Westcoaster and National Cush-N-Aire seats	E2HZ 8061602-A	4 mounting holes	1
90	LA-LL-LS800/900 -- w/Bostrom Westcoaster and Levelair seat			1
61643 PLATE (FRONT SEAT BACK SCUFF)				
90	C-CT800 -- w/Lear Siegler seat	C1DZ 6461643-A		AR
90	L-LN-LNT-LT-LTA-LTL-LTS800/900 -- w/Lear Siegler seat			AR
90	LA-LL-LS800/900 -- w/Lear Siegler seat			2
61694-5 COVER (FRONT SEAT BACK PIVOT SIDE)				
90	F-FT600/900	(RH) E7HZ 1561694-A	(LH) E7TZ 1561695-A Black	1
617B00 REINFORCEMENT (SEAT SUPPORT TO FLOOR)				
90	CF-CFT600/800	E6HZ 60617B00-A	At rear	4
		E6HZ 60617B00-B	Drivers seat	2
		E6HZ 60617B00-C	Passenger seat-center position	2
617C03 SPRING (FRONT SEAT BACK RETURN)-Driver				
90	CL-CLT900 -- w/National Cush-N-Aire seat	D8HZ 90617C03-A	Driver seat	1
90	L-LN-LNT-LT-LTA-LTL-LTS800/900 -- w/National Cush-N-Aire seat			1
90	LA-LL-LS800/900 -- w/National Cush-N-Aire seat			1
61704-5 TRACK ASSY. (FRONT SEAT)				
90	C-CT800 -- w/full width seat	(RH) D2KZ 6061704-B	(LH) D2KZ 6061705-B	1
90	CF-CFT600/700 -- drivers seat	(RH) E6HZ 6061704-A	(LH) E6HZ 6061705-A	1
90	C-CT800 -- w/Lear Siegler seat	(RH) C1TZ 8161704-A	(LH) C1TZ 9161705-A	Less latch-driver seat 1
90	F-FT600/900 -- w/full width seat	(RH) E0TZ 1061704-A	(LH) E0TZ 1061705-A	1
90	F-FT600/900 -- w/full width seat			1
90	F-FT600/900 -- w/Viking T-bar seat			1
90	F-FT600/900 -- w/full width seat	(RH) E7TZ 1561704-A	(LH) E7TZ 1561705-A	1
90	F-FT600/900 -- w/Viking T-Bar seat			1
90	L-LN-LNT-LT-LTA-LTS600/900 -- w/full width seat	(RH) E1HZ 8061704-A	(LH) D4HZ 8061705-A	1
90	LA-LL-LS800/900 -- w/full width seat			1
90	LTL900 -- w/full width seat	(RH) E1HZ 8061704-A	(LH) E1HZ 8061705-A	1
90	CL-CLT900 -- w/Lear Siegler Air Ride seat	E0HZ 9061704-B	R.H. and L.H.	2
90	L-LN-LNT-LT-LTA-LTL-LTS800/900 -- w/Lear Siegler seat			2
90	LA-LL-LS800/900 -- w/Lear Siegler seat			2
90	CL-CLT900 -- w/National Cush-N-Aire seat	(RH) E0HZ 9061704-A	(LH) D8HZ 9061704-A	1
90	L-LN-LNT-LT-LTA-LTL-LTS800/900 -- w/National Cush-N-Aire seat			1
90	LA-LL-LS800/900 -- w/National Cush-N-Aire seat			1
90	CL-CLT900 -- w/Bostrom Westcoaster seat	(RH) D8HZ 9061704-B	(LH) D8HZ 9061705-B	1
90	L-LN-LNT-LT-LTA-LTL-LTS800/900 -- w/Bostrom Westcoaster seat			1
90	LA-LL-LS800/900 -- w/Bostrom Westcoaster seat			1
90	C-CT800 -- w/Lear Siegler seat	384871-S2	(UU-52-AM)-screw and washer-5/16"-18 x 1"	4
		★45268-S2	Nut and retainer-5/16"-18	4

JULY, 1989

COPYRIGHT © 1989-

FORD MOTOR
COMPANY

-DEARBORN, MICHIGAN

NEW ISSUE

1990/
TRUCK SERIES 600/900

YEAR	MODEL/RESTRICTIONS	PART NUMBER	DESCRIPTION	QTY.
61704-5 TRACK ASSY. (FRONT SEAT) — Cont'd				
90	F-FT600/900	373162-S	(BB-563-A)-bolt and washer-hex. hd.- 3/8"-16 x 1 1/8"	8
90	L-LN-LNT-LT-LTA-LTS600/900 -- w/full width seat	*57041-S2	Screw and washer-5/16"-18 x 1"	8
90	LA-LL-LS800/900 -- w/full width seat			8
617C04 SUPPORT (FRONT SEAT BACK PIVOT)				
90	CF-CFT600/700	E6HZ 60617C04-A	Double hinged passenger seat	2
		D3TZ 10617C04-A		1
90	F-FT600/900 -- w/full width seat	385071-S2	(UU-155-G)-bolt-shoulder hex. head-	2
90	F-FT600/900 -- w/Viking T-bar seat		7/16"-14 x 1 5/8"	2
90	CL-CLT900 -- w/National Cush-N-Aire seat	D8HZ 90617C04-A	Driver seat	1
90	L-LN-LNT-LT-LTA-LTL-LTS800/900 -- w/National Cush-N-Aire seat			1
90	LA-LL-LS800/900 -- w/National Cush-N-Aire seat			1
61706 ISOLATOR (FRONT SEAT TRACK)				
90	CL-CLT900 -- w/National Cushion-N-Aire seat	E0HZ 9061706-A		1
90	L-LN-LNT-LT-LTA-LTL-LTS800/900 -- w/National Cush-N-Aire seat			1
90	LA-LL-LS800/900 -- w/National Cush-N-Aire seat			1
617A24 BAR (FRONT SEAT ADJUSTING FRONT TORSION)				
90	CL-CLT900 -- w/Bostrom Westcoaster and Levelair seats	D8HZ 90617A24-A		1
90	L-LN-LNT-LT-LTA-LTL-LTS800/900 -- w/Bostrom Westcoaster and Levelair seats			1
90	LA-LL-LS800/900 -- w/Bostrom Westcoaster and Levelair seats			1
61726 ROD (FRONT SEAT TRACK TIE)				
90	C-CT800 -- w/full width seat	D2KZ 6061726-A	49 1/2" long	1
90	C-CT800 -- w/Lear Siegler seat	C1TB 9161726-A		1
90	F-FT600/900 -- w/full width seat	D3TZ 1061726-A		1
90	F-FT600/900 -- w/Viking T-bar seat	E0TZ 1061726-A		2
90	CL-CLT900 -- w/National Cush-N-Aire seat	C9HZ 9161726-A		1
90	L-LN-LNT-LT-LTA-LTS600/900 -- w/National Cush-N-Aire seat			1
90	LA-LL-LS800/900 -- w/National Cush-N-Aire seat			1
90	LTL900 -- w/National Cush-N-Aire seat			1
90	L-LT-LTA-LTS600/900 -- w/full width seat	E7HZ 8061726-A		1
90	LA-LL-LS800/900 -- w/Lear Siegler seat			1
90	L-LN-LNT-LT-LTA-LTS600/900 -- w/Lear Siegler seat	D0HZ 8061726-A	11 7/8" long	1
90	LA-LL-LS800/900 -- w/Lear Siegler seat			1
90	LTL900 -- w/Lear Siegler seat			1
90	L-LN-LNT-LT-LTA-LTS600/900 -- w/Lear Siegler Unison Action seat	D4HZ 9061726-A	16 1/2" long	1
90	LA-LL-LS800/900 -- w/Lear Siegler Unison Action Seat			1
90	LTL900 -- w/Lear Siegler Unison Action seat			1

1990/
TRUCK SERIES 600/900

YEAR	MODEL/RESTRICTIONS	PART NUMBER	DESCRIPTION	QTY.
61726 ROD (FRONT SEAT TRACK TIE) — Cont'd				
90	CL-CLT900 -- w/Lear Siegler Air Ride Seat	D8HZ 9061726-A		1
90	L-LN-LNT-LT-LTA-LTL-LTS800/900 -- w/Lear Siegler seat			1
90	LA-LL-LS800/900 -- w/Lear Siegler seat			1
61735 HANDLE (DRIVER SEAT VERTICAL ADJUSTMENT)				
90	CL-CLT900 -- w/Bostrom Westcoaster seat	D8HZ 9061735-A		1
90	L-LN-LNT-LT-LTA-LTL-LTS800/900 -- w/Bostrom Westcoaster seat			1
90	LA-LL-LS800/900 -- w/Bostrom Westcoaster seat			1
61738 SUPPORT (FRONT SEAT TRACK)-Driver-paint to match				
90	L-LN-LNT-LT-LTA-LTS600/900 -- w/Lear Siegler Unison Action seat	D0HZ 8061738-A		2
90	LA-LL-LS800/900 -- w/Lear Siegler Unison Action seat			1
90	LTL900 -- w/Lear Siegler Unison Action seat			2
90	CL-CLT900 -- w/Bostrom Westcoaster seat	D8HZ 9061738-B	Lower half	1
90	CL-CLT900 -- w/Bostrom Levelair seat	D8HZ 9061738-C	Lower half	1
90	CL-CLT900 -- w/Lear Siegler Air Ride seat	D8HZ 9061738-E		1
90	CL-CLT900 -- w/National Cush-N-Aire seat	E9HZ 9061738-A		1
90	L-LA-LL-LN-LS-LNT-LT-LTA-LTL- LTS700/900 -- w/National Cush-N-Aire seat			1
61738 BASE ASSY. (FRONT SEAT SUSPENSION COMPLETE)				
90	CL-CLT900 -- W/Bostrom Westcoaster and Levelair seats	E0HZ 9061738-B		1
90	L-LN-LNT-LT-LTA-LTL-LTS800/900 -- w/Bostrom Westcoaster and Levelair seats			1
90	LA-LL-LS800/900 -- w/Bostrom Westcoaster and Levelair seats			1
617A38 SUPPORT (FRONT SEAT TRACK UPPER)				
90	CL-CLT900 -- w/Lear Siegler Air Ride seat	D8HZ 90617A38-A		1
90	L-LN-LNT-LT-LTA-LTL-LTS800/900 -- w/Lear Siegler seat			1
90	LA-LL-LS800/900 -- w/Lear Siegler seat			1
617C46 SPACER (FRONT SEAT SUPPORT)				
90	CL-CLT900	C8HZ 91617C46-A	1/8" x 1" x 13 1/4"	2
61753-5 HANDLE (FRONT SEAT TRACK ADJUSTING)				
90	CF-CFT600/700	E6HZ 6061753-A	Drivers seat	1
90	C-CT800 -- w/full width seat	C5AZ 6261753-B		1
90	F-FT600/900 -- w/full width seat	C5AZ 6261753-B		1
90	F-FT600/900 -- w/Viking T-bar seat			2

1990/
TRUCK SERIES 600/900

YEAR	MODEL/RESTRICTIONS	PART NUMBER	DESCRIPTION	QTY.
61753-5 HANDLE (FRONT SEAT TRACK ADJUSTING) — Cont'd				
90	L-LN-LNT-LT-LTA-LTS600/900 -- w/Lear Siegler seat	DOHZ 8061753-A		1
90	LA-LL-LS800/900 -- w/Lear Siegler seat			1
90	LTL900 -- w/Lear Siegler seat			1
90	CL-CLT900	DOXZ 9061753-A		1
90	CL-CLT900 -- w/National Cush-N-Aire seat	EOHZ 9061755-A		1
90	CL-CLT900 -- w/Bostrom Westcoaster and Levelair seats	D8HZ 9061753-A		1
90	L-LN-LNT-LT-LTA-LTL-LTS800/900 -- w/Bostrom Westcoaster and Levelair seats			1
90	LA-LL-LS800/900 -- w/Bostrom Westcoaster and Levelair seat			1
90	CL-CLT900 -- w/Lear Siegler Air Ride seat	D8HZ 9061753-B	Lumbar back-2 3/8" dia.	2
90	L-LN-LNT-LT-LTA-LTL-LTS800/900 -- w/Lear Siegler seat			2
90	LA-LL-LS800/900 -- w/Lear Siegler seat			2
90	CL-CLT900 -- w/Lear Siegler Air Ride seat	D8HZ 9061753-C	Black-round 1" dia.	4
90	L-LN-LNT-LT-LTA-LTL-LTS800/900 -- w/Lear Siegler seat			4
90	LA-LL-LS800/900 -- w/Lear Siegler seat			4
90	L-LN-LNT-LT-LTA-LTL-LTS800/900 -- w/National Cush-N-Aire seat	EOHZ 9061755-A		1
90	LA-LL-LS800/900 -- w/National Cush-N-Aire seat			1
617C71 LEVER (FRONT SEAT ADJUSTING ACTUATING)				
90	CL-CLT900 -- w/Lear Siegler seat	C6TZ 81617C71-A	R.H. and L.H.-cut to fit	1
90	L-LN-LNT-LT-LTA-LTL-LTS800/900 -- w/Lear Siegler seat			1
90	LA-LL-LS800/900 -- w/Lear Siegler seat			1
617C72 ROD (FRONT SEAT ADJUSTING)				
90	CL-CLT900 -- w/Lear Siegler seat	C6TZ 81617C72-A		1
90	L-LN-LNT-LT-LTA-LTL-LTS800/900 -- w/Lear Siegler seat			1
90	LA-LL-LS800/900 -- w/Lear Siegler seat			1
617C73 ROD (FRONT SEAT WEIGHT ADJUSTER)-Driver				
90	CL-CLT900 -- w/Bostrom Levelair seat	D1XZ 90617C73-A		1
90	L-LN-LNT-LT-LTA-LTL-LTS800/900 -- w/Bostrom Levelair seat			1
90	LA-LL-LS800/900 -- w/Bostrom Levelair seat			1
90	CL-CLT900 -- w/National Cush-N-Aire seat	E9HZ 90617C73-A		1
90	L-LA-LL-LN-LS-LNT-LT-LTA-LTL-LTS700/900 -- w/National Cush-N-Aire seat			1
617C74 SCREW (FRONT SEAT ADJUSTING TORSION BAR)				
90	CL-CLT900 -- w/Lear Siegler seat	C6TZ 81617C74-A		1
90	L-LN-LNT-LT-LTA-LTL-LTS800/900 -- w/Lear Siegler seat			1
90	LA-LL-LS800/900 -- w/Lear Siegler seat			1

1990/
TRUCK SERIES 600/900

BODY SECTION 600 13

YEAR	MODEL/RESTRICTIONS	PART NUMBER	DESCRIPTION	QTY.
617C76 SPRING (FRONT SEAT ADJUSTING)				
90	C-CT800 -- w/Lear Siegler seat	C6TZ 81617C76-A	Passenger seat back	1
90	CL-CLT900 -- w/Bostrom Westcoaster and Levelair seats	D8HZ 90617C76-A		1
90	CL-CLT900 -- w/Lear Siegler Air Ride seat	D8HZ 90617C76-B	4 1/4" long, 1 coil	1
90	L-LN-LNT-LT-LTA-LTL-LTS800/900 -- w/Bostrom Westcoaster and Levelair seats	D8HZ 90617C76-A		1
90	LA-LL-LS800/900 -- w/Bostrom Westcoaster and Levelair seats			1
617C81 HANDLE (PASSENGER SEAT LOCK)				
90	CF-CFT600/800	E7HZ 60617C81-A	W/double hinged passenger seat	1
61783 BUMPER (FRONT SEAT TRACK ADJUSTING)-Driver				
90	CL-CLT900 -- w/Bostrom Westcoaster or Levelair seat	D1XZ 9061783-A		1
90	L-LN-LNT-LT-LTA-LTL-LTS800/900 -- w/Bostrom Westcoaster and Levelair seat			1
90	LA-LL-LS800/900 -- w/Bostrom Westcoaster and Levelair seat			1
61794 LATCH (FRONT SEAT TRACK ADJUSTING)				
90	CF-CFT600/800	E7HZ 6061794-A	Driver's seat	1
61798 REINFORCEMENT (FRONT SEAT SUPPORT TO FLOOR PAN)				
90	CL-CLT900	C8TZ 9161798-A		1
90	L-LN-LNT-LT-LTA-LTL-LTS800/900			1
617C98 BUSHING (FRONT SEAT WEIGHT ADJUSTING)-Driver				
90	L-LN-LNT-LT-LTA-LTS600/900 -- w/Bostrom Westcoaster seat	C6TZ 91617C98-A	Steel-3/4" I.D. x 1" O.D. x 11/16" long	1
90	CL-CLT900 -- w/Bostrom Westcoaster seat			1
90	LA-LL-LS-LTL800/900 -- w/Bostrom Westcoaster seat			1
618C02 SPRING (FRONT SEAT VERTICAL ADJUSTING LINK)-Driver				
90	CL-CLT900 -- w/Bostrom Levelair seat	D1XZ 90618C02-A		1
90	L-LN-LNT-LT-LTA-LTL-LTS800/900 -- w/Bostrom Levelair seat			1
90	LA-LL-LS800/900 -- w/Bostrom Levelair seat			1
61824 ROLLER (FRONT SEAT UPPER TRACK SUPPORT)-Driver				
90	CL-CLT900 -- w/Bostrom Westcoaster or Levelair seats	D8HZ 9061824-A		4
90	L-LN-LNT-LT-LTA-LTL-LTS800/900 -- w/Bostrom Westcoaster and Levelair seats			4
90	LA-LL-LS800/900 -- w/Bostrom Westcoaster and Levelair seats			4
61828 SPRING (FRONT SEAT TRACK ASSIST)				
90	CL-CLT900 -- w/Bostrom Westcoaster and Levelair seats	D8HZ 9061828-A		2
90	L-LN-LNT-LT-LTA-LTL-LTS800/900 -- w/Bostrom Westcoaster and Levelair seats			2
90	LA-LL-LS800/900 -- w/Bostrom Westcoaster and Levelair seats			2
618A38 SCREW (FRONT SEAT ADJUSTING)				
90	CL-CLT900	C6TZ 81618A38-A		1
90	L-LN-LNT-LT-LTA-LTL-LTS800/900			1

JULY, 1989

COPYRIGHT © 1989—

FORD MOTOR
COMPANY

—DEARBORN, MICHIGAN

NEW ISSUE

1990/
TRUCK SERIES 600/900

YEAR	MODEL/RESTRICTIONS	PART NUMBER	DESCRIPTION	QTY.
618C40 WASHER (FRONT SEAT TRACK LINK DRIVER)				
90	CL-CLT900	C6TZ 91618C40-A		1
90	L-LN-LNT-LT-LTA-LTL-LTS800/900			1
90	LA-LL-LS800/900			1
618A46-7 PLATE (FRONT SEAT ADJUSTING RETAINING)				
90	CL-CLT900	(RH) C6TZ 81618A46-A	(LH) C6TZ 81618A47-A	1
90	L-LN-LNT-LT-LTA-LTL-LTS800/900			1
90	LA-LL-LS800/900			1
618B58 RETAINER (FRONT SEAT TRACK ADJUSTING HANDLE)- Refer to group 62060				
618A63 BUSHING (FRONT SEAT ADJUSTER ACTUATING)-Driver				
90	CL-CLT900 -- w/Bostrom Westcoaster seat	C6TZ 91618A63-A	Bronze-5/8" I.D. x 3/4" O.D. x 3/8" long- (flange 7/8" dia.)	4
90	L-LN-LNT-LT-LTA-LTL-LTS800/900 -- w/Bostrom Westcoaster seat			4
90	LA-LL-LS800/900 -- w/Bostrom Westcoaster seat			4
		C6TZ 91618A63-B	Bronze-5/8" I.D. x 3/4" O.D. x 13/32" long- (flange 1 1/4" dia.)	1
		C6TZ 91618A63-C	Bronze-1/2" I.D. x 5/8" O.D. x 3/4" long- (flange 25/32" dia.)	2
		C6TZ 91618A63-D	Bronze-5/8" I.D. x 3/4" O.D. x 7/8" long- (flange 1 1/4" dia.)	1
90	CL-CLT900-w/National Cush-N-aire seat	D8HZ 90618A63-A	Bronze- 5/8" I.D. x 27/32" O.D. x 1.0" long-driver seat	8
90	L-LN-LNT-LT-LTA-LTL-LTS800/900 -- w/National Cush-N-Aire seat			8
90	LA-LL-LS800/900 -- w/National Cush-N-Aire seat			8
90	CL-CLT900 -- w/Bostrom Levelair seat	D8HZ 90618A63-B	Bronze-1/2" I.D. x 25/32" O.D. x 1 1/2" long	4
90	L-LN-LNT-LT-LTA-LTL-LTS800/900 -- w/Bostrom Levelair seat			4
90	LA-LL-LS800/900 -- w/Bostrom Levelair seat			4
90	CL-CLT900 -- w/Bostrom Westcoaster and Levelair seats	D8HZ 90618A63-C	Front seat cushion support	2
90	L-LN-LNT-LT-LTA-LTL-LTS800/900 -- w/Bostrom Westcoaster and Levelair seats		Front seat cushion support	2
90	LA-LL-LS800/900 -- w/Bostrom Westcoaster and Levelair seats			2
90	CL-CLT900 -- w/Lear Siegler Air Ride seat	D8HZ 90618A63-D	Bronze 1/2" I.D. x 21/32 O.D. x 19/32" long	8
90	L-LN-LNT-LT-LTA-LTL-LTS800/900 -- w/Lear Siegler seat		Bronze-1/2" I.D. x 21/32" O.D. x 19/32" long	8
90	LA-LL-LS800/900 -- w/Lear Siegler seat			8
618A67 BUSHING (FRONT SEAT VERTICAL ADJUSTING ROD)-Driver				
90	CL-CLT900 -- w/Bostrom Levelair seat	D1XZ 90618A67-A		1
90	L-LN-LNT-LT-LTA-LTL-LTS800/900 -- w/Bostrom Levelair seat			1
90	LA-LL-LS800/900 -- w/Bostrom Levelair seat			1
61883 SPRING (FRONT SEAT TRACK LATCH)				
90	CF-CFT600/700	E6HZ 6061883-A	Drivers seat	1
90	C-CT800, F-FT600/900 -- w/full width seat	D1DZ 6261883-A		2

1990/
TRUCK SERIES 600/900

YEAR	MODEL/RESTRICTIONS	PART NUMBER	DESCRIPTION	QTY.
61883 SPRING (FRONT SEAT TRACK LATCH) — Cont'd				
90	L-LN-LNT-LT-LTA-LTS600/900 -- w/Lear Siegler seat	D0HZ 8061883-A		2
90	LA-LL-LS-LTL800/900 -- w/Lear Siegler seats			2
90	L-LN-LNT-LT-LTA-LTL-LTS800/900 -- w/Bostrom Westcoaster and Levelair seats	D8HZ 9061883-A	Long	1
90	LA-LL-LS800/900 -- w/Bostrom Westcoaster and Levelair seats			2
90	L-LN-LNT-LT-LTA-LTL-LTS800/900 -- w/Bostrom Westcoaster and Levelair seats	D8HZ 9061883-B	Short	1
90	LA-LL-LS800/900 -- w/Bostrom Westcoaster and Levelair seats			1
90	L-LN-LNT-LT-LTA-LTL-LTS800/900 -- w/Lear Siegler Air Ride seat	D8HZ 9061883-C	11 Coils-5 7/16 long	1
90	LA-LL-LS800/900 -- w/Lear Siegler Air Ride seat			1
618C84 KIT (TENSION LOCK-OUT)				
90	L-LN-LNT-LT-LTA-LTL-LTS800/900 w/National Cush-N-Aire seat	E1HZ 90618C84-A	Passenger seat	1
90	LA-LL-LS800/900 -- w/National Cush-N-Aire seat			1
619K02 REINFORCEMENT (SEAT TRACK SUPPORT)				
90	CF-CFT600/800	E6HZ 60619K02-A	Seat pedestal to outer floor pan	16
619A34 SLIDE (FRONT SEAT TRACK)-Driver				
90	CL-CLT900 -- w/Bostrom Westcoaster and Levelair seats	D1XZ 90619A34-A		2
90	L-LN-LNT-LT-LTA-LTL-LTS800/900 -- w/Bostrom Westcoaster and Levelair seats			2
90	LA-LL-LS800/900 -- w/Bostrom Westcoaster and Levelair seats			2
61938 STOP (FRONT SEAT TRACK)				
90	CL-CLT900 -- w/Bostrom Westcoaster seat	E0HZ 9061938-A		1or2
90	L-LN-LNT-LT-LTA-LTL-LTS800/900 -- w/Bostrom Westcoaster seat			1or2
90	LA-LL-LS800/900 -- w/Bostrom Westcoaster seat			1or2
90	CL-CLT900 -- w/National Cush-N-Aire seat	D9HZ 9061938-C	Driver	1
90	L-LN-LNT-LT-LTA-LTL-LTS800/900 -- w/National Cush-N-Aire seat	D9HZ 9061938-B	Passenger	1
90	LA-LL-LS800/900 -- w/National Cush-N-Aire Seat			1
90	CL-CLT900 -- w/Lear Siegler Neway air seat	D9HZ 9061938-C		1
90	L-LN-LNT-LT-LTA-LTL-LTS800/900 -- w/Lear Siegler seat			1
90	LA-LL-LN-LS-LNT700/900 -- w/Bostrom Westcoaster and Levelair seat	E8HZ 9061938-A		1
619A76 HINGE ASSY. (FRONT SEAT)-Passenger				
90	C-CT800 -- w/Lear Siegler seat	C1TZ 91619A76-A		2
		350756-S8	(BB-697)-bolt-round head, shoulder-5/16"-24 x 3/4"	3
		44722-S8	(X-19)-washer-flat-5/16"	3

1990/
TRUCK SERIES 600/900

YEAR	MODEL/RESTRICTIONS	PART NUMBER	DESCRIPTION	QTY.
619A76 HINGE ASSY. (FRONT SEAT)-Passenger — Cont'd				
90	C-CT800 -- w/Lear Siegler seat	44735-S8	(X-32)-washer-flat-1/2"	3
		34956-S7-8	(X-82)-lockwasher-external tooth-5/16"	3
		33923-S7	(M-32)-nut-hex.-5/16"-24	3
		359784-S7	(BB-82)-screw and washer-fillister head, cross recess-5/16"-24 x 1 1/2"	2
619A78 BRACKET (FRONT SEAT BUMPER)-Passenger				
90	C-CT800 -- w/Lear Siegler seat	C1TB 91619A78-A		1
		20347-S8	(B-156)-bolt-hex. head-5/16"-24 x 3/4"	2
		34806-S7	(X-64)-lockwasher-spring-5/16"	2
619A80 LATCH ASSY. (PASSENGER SEAT)				
90	C-CT800 -- w/Lear Siegler seat	D2KZ 60619A80-A		1
90	CL-CLT900 -- w/Lear Siegler seat			1
90	L-LN-LNT-LT-LTA-LTL-LTS800/900 -- w/Lear Siegler seat			1
90	LA-LL-LN800/900 -- w/Lear Siegler seat			1
620A00-1 ARM (FRONT SEAT SUSPENSION EQUALIZER)-Driver				
90	CL-CLT900 -- w/Lear Siegler seat	(RH) C6TZ 91620A00-A	(LH) C6TZ 91620A01-A	1
90	L-LN-LNT-LT-LTA-LTL-LTS800/900 -- w/Lear Siegler seat			1
90	LA-LL-LN800/900 -- w/Lear Siegler seat			1
620A02 LEVER (FRONT SEAT SUSPENSION CONTROL SPRING)-Driver				
90	CL-CLT900 -- w/Lear Siegler seat	C6TZ 91620A02-A		1
90	L-LN-LNT-LT-LTA-LTL-LTS800/900 -- w/Lear Siegler seat			1
90	LA-LL-LS800/900 -- w/Lear Siegler seat			1
620A04 SPACER (FRONT SEAT SUSPENSION TORSION BAR)-Driver				
90	CL-CLT900 -- w/Lear Siegler seat	C6TZ 91620A04-A		1
90	L-LN-LNT-LT-LTA-LTL-LTS800/900 -- w/Lear Siegler seat			1
90	LA-LL-LS800/900 -- w/Lear Siegler seat			1
620A06-7 LINK (FRONT SEAT SUSPENSION EQUALIZER ARM)-Driver				
90	CL-CLT900 -- w/Lear Siegler seat	(RH) C6TZ 91620A06-A	(LH) C6TZ 91620A07-A	1
90	L-LN-LNT-LT-LTA-LTL-LTS800/900 -- w/Lear Siegler seat			1
90	LA-LL-LS800/900 -- w/Lear Siegler seat			1
62008 SPRING (FRONT SEAT VERTICAL ADJUSTING)-Driver				
90	L-LN-LNT-LT-LTA-LTS600/900 w/Bostrom Westcoaster seat	C6TZ 9162008-A		1
90	CL-CLT900 -- w/Bostrom Westcoaster seat			1
90	LA-LL-LS-LTL800/900 -- w/Bostrom Westcoaster seat			1
62008 SPRING (FRONT SEAT WEIGHT ADJUSTER)-Driver				
90	CL-CLT900 -- w/National Cush-N-Aire seat	C9HZ 9162008-A		1
90	L-LN-LNT-LT-LTA-LTL-LTS800/900 -- w/National Cush-N-Aire seat			1
90	LA-LL-LS800/900 -- w/National Cush-N-Aire seat			1

1990/
TRUCK SERIES 600/900

BODY SECTION 600 17

YEAR	MODEL/RESTRICTIONS	PART NUMBER	DESCRIPTION	QTY.
62008 SPRING (FRONT SEAT WEIGHT ADJUSTER)-Driver - Cont'd				
90	CL-CLT900 -- w/Lear Siegler Air Ride seat	D8HZ 9062008-A		1
90	L-LN-LNT-LT-LTA-LTL-LTS800/900 -- w/Lear Siegler seat			1
90	LA-LL-LS800/900 -- w/Lear Siegler seat			1
90	CL-CLT900 -- w/National Cush-N-Aire seat	E9HZ 9062008-A		1
90	L-LA-LL-LN-LS-LNT-LT-LTA-LTL- LTS700/900 -- w/National Cush-N-Aire seat			1
620A08-9 LINK (FRONT SEAT SUSPENSION FRONT)-Driver				
90	CL-CLT900 -- w/Lear Siegler seat	C6TZ 91620A08-A	Upper	1
90	L-LN-LNT-LT-LTA-LTL-LTS800/900 -- w/Lear Siegler seat	C6TZ 91620A09-A	Lower	1
90	LA-LL-LS800/900 -- w/Lear Siegler seat			1
620A14 SUSPENSION ASSY. (FRONT SEAT UPPER)-Driver				
90	CL-CLT900 -- w/Bostrom Levelair seat	D1XZ 90620A14-A		1
90	L-LN-LNT-LT-LTA-LTL-LTS800/900 -- w/Bostrom Levelair seat			1
90	LA-LL-LS800/900 -- w/Bostrom Levelair seat			1
90	CL-CLT900 -- w/National Cush-N-Aire seat	E9HZ 90620A14-A		1
90	L-LN-LNT-LT-LTA-LTL-LTS800/900 -- w/National Cush-N-Aire seat			1
90	LA-LL-LS800/900 -- w/National Cush-N-Aire seat			1
90	CL-CLT900 -- w/Lear Siegler Air Ride seat	E0HZ 90620A14-A		1
90	L-LN-LNT-LT-LTA-LTL-LTS800/900 -- w/Lear Siegler seat			1
90	LA-LL-LS800/900 -- w/Lear Siegler seat			1
620A16 SUPPORT (FRONT SEAT)-Driver				
90	CL-CLT900 -- w/National Cush-N-Aire seat	C9HZ 91620A16-A		1
90	L-LN-LNT-LT-LTA-LTL-LTS800/900 -- w/National Cush-N-Aire seat			1
90	LA-LL-LS800/900 -- w/National Cush-N-Aire seat			1
620A24 PIN (FRONT SEAT BASE)-Driver				
90	CL-CLT900 -- w/National Cush-N-Aire seat	C9HZ 91620A24-A		1
90	L-LN-LNT-LT-LTA-LTL-LTS800/900 -- w/National Cush-N-Aire seat			1
90	LA-LL-LS800/900 -- w/National Cush-N-Aire seat			1
620A26 SPRING (FRONT SEAT ADJUSTING ROD)-Driver				
90	CL-CLT900 -- w/Bostrom Levelair seat	D1XZ 90620A26-A	Incl. arm-11 coils-1 7/8" long	1
90	L-LN-LNT-LT-LTA-LTL-LTS800/900 -- w/Bostrom Levelair seat			1
90	CL-CLT900 -- w/Bostrom Westcoaster and Levelair seats	D8HZ 90620A26-A	Seat back latch handle	1
90	L-LN-LNT-LT-LTA-LTL-LTS800/900 -- w/Bostrom Westcoaster and Levelair seats			1
90	LA-LL-LS800/900 -- w/Bostrom Westcoaster and Levelair seats			1

JULY, 1989

COPYRIGHT © 1989-

FORD MOTOR
COMPANY

—DEARBORN, MICHIGAN

NEW ISSUE

1990/
TRUCK SERIES 600/900

YEAR	MODEL/RESTRICTIONS	PART NUMBER	DESCRIPTION	QTY.
62039 BAR (FRONT SEAT SUSPENSION TORSION)-Driver				
90	CL-CLT900 -- w/National Cush-N-Aire seat	E0HZ 9062039-A		1
90	L-LN-LNT-LT-LTA-LTL-LTS800/900 -- w/National Cush-N-Aire seat			1
90	LA-LL-LS800/900 -- w/National Cush-N-Aire seat			1
620A40 ROD (FRONT SEAT VERTICAL ADJUSTING ROD)-Driver				
90	CL-CLT900 -- w/Bostrom Levelair seat	D1XZ 90620A40-A		1
90	L-LN-LNT-LT-LTA-LTL-LTS800/900 -- w/Bostrom Levelair seat			1
90	LA-LL-LS800/900 -- w/Bostrom Levelair seat			1
620A42 PAD (FRONT SEAT SHOCK ABSORBER RELEASE LATCH)-Driver				
90	CL-CLT900 -- w/Bostrom Levelair seat	D1XZ 90620A42-A		1
90	L-LN-LNT-LT-LTA-LTL-LTS800/900 -- w/Bostrom Levelair seat			1
90	LA-LL-LS800/900 -- w/Bostrom Levelair seat			1
620A44 ARM (FRONT SEAT HEIGHT ADJUSTING)-Driver				
90	CL-CLT900 -- w/Bostrom Levelair seat	D1XZ 90620A44-A		1
90	L-LN-LNT-LT-LTA-LTL-LTS800/900 -- w/Bostrom Levelair seat			1
90	LA-LL-LS800/900 -- w/Bostrom Levelair seat			1
90	CL-CLT900 -- w/Lear Siegler Air Ride seat	D8HZ 90620A44-A		1
90	L-LN-LNT-LT-LTA-LTL-LTS800/900 -- w/Lear Siegler seat			1
90	LA-LL-LS800/900 -- w/Lear Siegler seat			1
620A46 BEARING (FRONT SEAT WEIGHT ADJUSTING LEVER)-Driver				
90	CL-CLT900	D1XZ 90620A46-A		1
90	L-LN-LNT-LT-LTA-LTL-LTS800/900			1
620A48-50 BEARING (FRONT SEAT SHOCK ABSORBER)-Driver				
90	CL-CLT900	D1XZ 90620A48-A	Upper	1
90	L-LN-LNT-LT-LTA-LTL-LTS800/900			1
90	LA-LL-LS800/900			1
		D1XZ 90620A50-A	Lower	2
620A52 SHAFT (FRONT SEAT SHOCK ABSORBER RELEASE CATCH UPPER TUBE)-Driver				
90	CL-CLT900	D1XZ 90620A52-A		1
90	L-LN-LNT-LT-LTA-LTL-LTS800/900			1
90	LA-LL-LS800/900			1
620A54 PIN (FRONT SEAT SHOCK ABSORBER LOWER)-Driver				
90	CL-CLT900 -- w/Lear Siegler Air Ride seat	D8HZ 90620A54-A		1
90	L-LN-LNT-LT-LTA-LTL-LTS800/900 -- w/Lear Siegler seat			1
90	LA-LL-LS800/900 -- w/Lear Siegler seat			1
620A58 TUBE (FRONT SEAT SHOCK ABSORBER RELEASE LATCH UPPER SUSPENSION)-Driver				
90	CL-CLT900	D1XZ 90620A58-A		1
90	L-LN-LNT-LT-LTA-LTL-LTS800/900			1
90	LA-LL-LS800/900			1
62060 RETAINER (FRONT SEAT TRACK ADJUSTING LEVER HANDLE)-Also refer to group 618B58				
90	CF-CFT600/800	E7HZ 6062060-A		3
90	F-FT600/900 -- w/full width seat	C6TZ 8162060-A		1

1990/
TRUCK SERIES 600/900

BODY SECTION 600 19

YEAR	MODEL/RESTRICTIONS	PART NUMBER	DESCRIPTION	QTY.
620A60 BRACKET (FRONT SEAT WEIGHT ADJUSTING)-Driver				
90	CL-CLT900	D1XZ 90620A60-A		1
90	L-LN-LNT-LT-LTA-LTL-LTS800/900			1
90	LA-LL-LS800/900			1
620A62 BRACKET (FRONT SEAT WEIGHT ADJUSTING)-Driver				
90	CL-CLT900	D1XZ 90620A62-A		1
90	L-LN-LNT-LT-LTA-LTL-LTS800/900			1
90	LA-LL-LS800/900			1
620A66 HOSE (FRONT SEAT ADJUSTER)-Driver				
90	CL-CLT900	D1XZ 90620A66-A		1
90	CL-CLT900 -- w/Lear Siegler Air Ride Seat	D8HZ 90620A66-A	Tubing-1/8 O.D. x 9" long	1
90	L-LN-LNT-LT-LTA-LTL-LTS800/900 -- w/Lear Sielger seat	D8HZ 90620A66-B	Tubing-1/8 O.D. x 11" long	1
90	LA-LL-LS800/900 -- w/Lear Siegler seat			1
90	CL-CLT900 -- w/National Cush-N-Aire seat	E9HZ 90620A66-A		1
90	L-LN-LNT-LT-LTA-LTL-LTS800/900 -- w/National Cush-N-Aire seat			1
90	LA-LL-LS800/900 -- w/National Cush-N-Aire seat			1
90	L-LN-LNT-LT-LTA-LTL-LTS800/900	D1XZ 90620A66-A		1
90	LA-LL-LS800/900			1
620A68 AIR SPRING KIT (FRONT SEAT)-Driver				
90	CL-CLT900 -- w/Bostrom Levelair seat	D1XZ 90620A68-A		1
90	L-LN-LNT-LT-LTA-LTL-LTS800/900 -- w/Bostrom Levelair seat			1
90	LA-LL-LS800/900 -- w/Bostrom Levelair seat			1
620A69 ADJUSTER HANDLE KIT (FRONT SEAT)-Driver				
90	CL-CLT900 -- w/Bostrom Levelair seat	D1XZ 90620A69-A		1
90	L-LN-LNT-LT-LTA-LTL-LTS800/900 -- w/Bostrom Levelair seat			1
90	LA-LL-LS800/900 -- w/Bostrom Levelair seat			1
620A70 LINK (FRONT SEAT WEIGHT ADJUSTER)-Driver				
90	CL-CLT900 -- w/Bostrom Levelair seat	D1XZ 90620A70-A		1
90	L-LN-LNT-LT-LTA-LTL-LTS800/900 -- w/Bostrom Levelair seat			1
90	LA-LL-LS800/900 -- w/Bostrom Levelair seat			1
620A72 SHAFT (FRONT SEAT SUSPENSION)-Driver				
90	CL-CLT900 -- w/Bostrom Levelair seat	D1XZ 90620A72-A		1
90	L-LN-LNT-LT-LTA-LTL-LTS800/900 -- w/Bostrom Levelair seat			1
90	LA-LL-LS800/900 -- w/Bostrom Levelair seat			1
90	CL-CLT900 -- w/Lear Siegler Air Ride seat	D8HZ 90620A72-A		4
90	L-LN-LNT-LT-LTA-LTL-LTS800/900 -- w/Lear Siegler seat			4
90	LA-LL-LS800/900 -- w/Lear Siegler seat			4

JULY, 1989

COPYRIGHT © 1989-

FORD MOTOR
COMPANY

—DEARBORN, MICHIGAN

NEW ISSUE

1990/
TRUCK SERIES 600/900

YEAR	MODEL/RESTRICTIONS	PART NUMBER	DESCRIPTION	QTY.
620A74 CAM (FRONT SEAT TILT ADJUSTING)-Driver				
90	CL-CLT900 -- w/Bostrom Westcoaster and Levelair seats	D8HZ 90620A74-A	W/shaft	1
90	L-LN-LNT-LT-LTA-LTL-LTS800/900 -- w/Bostrom Westcoaster and Levelair seats			1
90	LA-LL-LS800/900 -- w/Bostrom Westcoaster and Levelair seats			1
90	CL-CLT900 -- w/Lear Siegler Air Ride seat	E0HZ 90620A74-A	R.H. and L.H.	2
90	L-LN-LNT-LT-LTA-LTL-LTS800/900 -- w/Lear Siegler seat			2
90	LA-LL-LS800/900 -- w/Lear Siegler seat			2
620B74 CAM (FRONT SEAT TILT ADJ. WITHOUT SHAFT)				
90	CL-CLT900 -- w/Bostrom Westcoaster and Levelair seats	D8HZ 90620B74-A		1
90	L-LN-LNT-LT-LTA-LTL-LTS800/900 -- w/Bostrom Westcoaster and Levelair seats			1
90	LA-LL-LS800/900 -- w/Bostrom Westcoaster and Levelair seats			1
620A76 VALVE (FRONT SEAT WEIGHT ADJUSTING)-Driver				
90	CL-CLT900 -- w/Bostrom Levelair seat	D1XZ 90620A76-A		1
90	L-LN-LNT-LT-LTA-LTL-LTS800/900 -- w/Bostrom Levelair seat			1
90	LA-LL-LS800/900 -- w/Bostrom Levelair seat			1
90	CL-CLT900 -- w/Lear Siegler Air Ride seat	E0HZ 90620A76-A		1
90	L-LN-LNT-LT-LTA-LTL-LTS800/900 -- w/Lear Siegler seat			1
90	LA-LL-LS800/900 -- w/Lear Siegler seat			1
62086 VALVE (FRONT SEAT CUSHION CHECK)-Driver				
90	CL-CLT900 -- w/National Cush-N-Aire seat	C9HZ 9162086-A		1
90	L-LN-LNT-LT-LTA-LTL-LTS800/900 -- w/National Cush-N-Aire seat			1
90	LA-LL-LS800/900 -- w/National Cush-N-Aire seat			1
62087 SUSPENSION ASSY. (FRONT SEAT LOWER)-Driver				
90	CL-CLT900 -- w/Bostrom Levelair seat	D1XZ 9062087-A		1
90	L-LN-LNT-LT-LTA-LTL-LTS800/900 -- w/Bostrom Levelair seat			1
90	LA-LL-LS800/900 -- w/Bostrom Levelair seat			1
90	CL-CLT900 -- w/National Cush-N-Aire seat	E9HZ 9062087-A		1
90	L-LN-LNT-LT-LTA-LTL-LTS800/900 -- w/National Cush-N-Aire seat			1
90	LA-LL-LS800/900 -- w/National Cush-N-Aire seat			1
90	CL-CLT900 -- w/Lear Siegler Air Ride seat	E0HZ 9062087-A		1

1990/
TRUCK SERIES 600/900

BODY SECTION 600 21

YEAR	MODEL/RESTRICTIONS	PART NUMBER	DESCRIPTION	QTY.	
62087 SUSPENSION ASSY. (FRONT SEAT LOWER)-Driver — Cont'd					
90	L-LN-LNT-LT-LTA-LTL-LTS800/900 -- w/Lear Siegler seat	E0HZ 9062087-A		1	
90	LA-LL-LS800/900 -- w/Lear Siegler seat			1	
620A87 SUSPENSION ASSY. (FRONT SEAT CUSHION MOUNTING)					
90	CL-CLT900 -- w/Lear Siegler Air Ride seat	D8HZ 90620A87-A		1	
90	L-LN-LNT-LT-LTA-LTL-LTS800/900 -- w/Lear Siegler seat			1	
90	LA-LL-LS800/900 -- w/Lear Siegler seat			1	
62130 LATCH (FRONT SEAT BACK)-Passenger					
90	CF-CFT600/700	E6HZ 6062130-A	Handle and Lever-w/double hinged passenger seat	1	
90	C-CT800 -- w/full width seat	D2KZ 6062130-A		1	
		★384837-S2	Bolt-shoulder hex. head-5/16"-18 x 3/4"	1	
		356403-S8	(XX-126)-washer-spring-5/16"	2	
62186-7 SHIELD (FRONT SEAT CUSHION SIDE)					
90	CL-CLT900 L-LN-LNT-LT-LTA-LTL-LTS800/900 w/National seat	(RH) E4HZ 9062186-A	(LH) E4HZ 9062187-A	Caramel	1
		(RH) E4HZ 9062186-B	(LH) E4HZ 9062187-B	Charcoal	1
90	LA-LL-LS800/900 -- w/National seat	(RH) E4HZ 9062186-C	(LH) E4HZ 9062187-C	Saddle	1
					1
62212 PLATE (FRONT SEAT BACK)					
90	CL-CLT900 -- w/National Cush-N-Aire seat	E9HZ 9062212-A		1	
90	L-LA-LL-LN-LS-LNT-LT-LTA-LTL-LTS700/900 -- w/National Cush-N-Aire seat			1	
62278 SUPPORT (FRONT SEAT TO FLOOR)-Passenger					
90	CL-CLT900	C8HZ 9162278-A		1	
90	L-LN-LNT-LT-LTA-LTL-LTS800/900	C6TZ 9162278-A		1	
90	LA-LL-LS800/900			1	
62506-7 SUPPORT ASSY. (FRONT SEAT)					
90	F-FT600/900 -- w/Bostrom Viking seat	E7HZ 6062506-A	Passenger	1	
90	L-LN-LNT-LT-LTA-LTS600/900 -- w/Lear Siegler Seat	(RH) D0HZ 8062506-C	(LH) D0HZ 8062507-A	Passenger-support use w/E1HZ 8062506-A	1
90	L-LN-LNT-LT-LTS600/900 -- w/Lear Siegler Seat	D0HZ 9062506-A	Driver and passenger	2	
90	C-CT800 -- w/Lear Siegler Seat	C1TZ 9162506-A	Passenger	1	
90	L-LN-LNT-LT-LTS600/900 w/Bostrom Viking Seat	D0HZ 8062506-A	Passenger	1	
90	L-LN-LNT-LT-LTA-LTL-LTS600/900 -- w/Lear Siegler Unison seat	E1HZ 8062506-A	Driver and passenger-w/o tether bar-base use w/D0HZ 8062506-C and D0HZ 8062507-A	2	
90	LA-LL-LS800/900 -- w/Lear Siegler Unison seat			2	
90	L-LA-LL-LN-LNT-LT-LTA-LTL-LTS-LS600/900 -- w/Lear Seigler Unison seat	E8HZ 8062506-A		2	
90	CL-CLT900	E1HZ 9062506-A	Passenger-w/tether bar	1	
90	L-LN-LNT-LT-LTA-LTL-LTS600/900 -- w/Bostrom, Lear Siegler Neway and National seats			1	
90	LA-LL-LS800/900 -- w/Bostrom Lear Siegler Neway and National seats			1	
62526 SUPPORT (FRONT SEAT TRACK OUTER TO FLOOR)					
90	C-CT800	E1HZ 8062506-A	Driver or passenger-incl. door	2	
90	CL-CLT900 -- w/National Cush-N-Aire seat	D8HZ 9062526-B	Driver	1	
90	L-LN-LNT-LT-LTA-LTL-LTS800/900 -- w/National Cush-N-Aire seat		Driver	1	
90	LA-LL-LS800/900 -- w/National Cush-N-Aire seat		Driver	1	

JULY, 1989

COPYRIGHT © 1989—

FORD MOTOR
COMPANY

—DEARBORN, MICHIGAN

NEW ISSUE

1990/
TRUCK SERIES 600/900

YEAR	MODEL/RESTRICTIONS	PART NUMBER	DESCRIPTION	QTY.
62526 SUPPORT (FRONT SEAT TRACK OUTER TO FLOOR) — Cont'd				
90	CL-CLT900	E0HZ 9062526-A	Passenger-w/access door	1
90	CL-CLT900 -- w/Bostrom Levelair seat	D8HZ 9062526-C		1
90	L-LN-LNT-LT-LTA-LTL-LTS800/900 -- w/Bostrom Levelair seat			1
90	LA-LL-LS800/900 -- w/Bostrom Levelair seat			1
90	CL-CLT900 -- w/Lear Siegler Air Ride seat	D8HZ 9062526-D		1
90	L-LN-LNT-LT-LTA-LTL-LTS800/900 -- w/Lear Siegler seat			1
90	LA-LL-LS800/900 -- w/Lear Siegler seat			1
86/87	L-LN-LN-LNT-LS-LT-LTL-LTS 800/900 -- w/Bostrom Companion III Fixed Seat	E6HZ 9062526-A	Passenger-w/tether bar	1
90	L-LA-LL-LN-LNT-LS-LT-LTA-LTL-LTS 800/900 -- w/Bostrom Companion III fixed seat	E8HZ 9062526-A	Passenger-w/tether bar	1
62570 BRACKET (FRONT SEAT MOUNTING)				
80/87	CL-CLT900	D8HZ 9062570-A	Passenger	2
90	CL-CLT900	E8HZ 9062570-A	Passenger	2
90	L-LA-LL-LN-LNT-LS-LT-LTA-LTL-LTS 800/900 -- w/Bostrom Companion III Fixed Seat	E7HZ 9062570-A	Passenger	1
62580-1 SUPPORT (FRONT SEAT CUSHION)				
90	CL-CLT900 -- w/Bostrom Westcoaster and Levelair seats	(RH) D8HZ 9062580-A	(LH) D8HZ 9062581-A	1
90	L-LN-LNT-LT-LTL-LT-LTA-LTL-LTS800/900 -- w/Bostrom Westcoaster and Levelair seats			1
90	LA-LL-LS800/900 -- w/Bostrom Westcoaster and Levelair seats			1
62638 STRIKER (SEAT LOCK)				
90	CF-CFT600/700	E6HZ 6062638-A	W/double hinged passenger seat	1
62672 BEZEL (FRONT SEAT BACK LATCH HANDLE)				
90	CL-CLT900 -- w/Bostrom Westcoaster and Levelair seats	D8HZ 9062672-A		1
90	L-LN-LNT-LT-LTL-LT-LTA-LTL-LTS800/900 -- w/Bostrom Westcoaster and Levelair seats			1
90	LA-LL-LS800/900 -- w/Bostrom Westcoaster and Levelair seats			1
64308-9 SUPPORT ASSY. (FRONT SEAT BACK SIDE ARM REST)				
90	C-CT800	(RH) B7T 9164308-A	(LH) B7T 9164309-A	1
		26515-S7-8	(U-172-A)-screw-round head, slotted-1/4"-	10
		★353523-S8	Screw-slotted head, shoulder-1/4"-20 x 13/32"	4
		33920-S8	(M-25)-nut-hex.-1/4"-20	10
		34805-S8	(X-62)-lockwasher-spring-1/4"	10
90	CL-CLT900 -- w/Bostrom Westcoaster and Levelair seats	(RH) D8HZ 9064309-A	(LH) D8HZ 9064308-A	1
90	L-LN-LNT-LT-LTA-LTL-LTS800/900 -- w/Bostrom Westcoaster and Levelair seats			1
90	LA-LL-LS800/900 -- w/Bostrom Westcoaster and Levelair seats			1

1990/
TRUCK SERIES 600/900

1990 SOFT TRIM SCHEME CODES as listed on warranty plate			
CODE	MODEL	TRIM SCHEME	TYPE OF SEAT

C-CT SERIES

Notes: H/D-Heavy Duty			
EA	C-CT800	Charcoal and black knit vinyl	Full width
FA	C-CT800	Black all vinyl (H/D)	Full width
GA	C-CT800	Black all vinyl	Lear Siegler

CF SERIES

	CF-CFT600/800	Black/red cloth and vinyl	
	CF-CFT600/800	Black/red all vinyl	

CL-CLT SERIES

AL	CL-CLT900	Tan/chestnut cloth and vinyl	Bostrom, National, Lear Siegler
NA	CL-CLT900	Charcoal knit vinyl	Bostrom, National, Lear Siegler
PG	CL-CLT900	Smoke/charcoal cloth and vinyl	Bostrom, National
PK	CL-CLT900	Chestnut cloth and vinyl	Bostrom, National

F-FT SERIES

Notes: H/D-Heavy Duty			
BA	F-FT600/900	Charcoal all vinyl	Full width
BK	F-FT600/900	Chestnut all vinyl	Full width
CA	F-FT600/900	Charcoal cloth and vinyl	Full width
CK	F-FT600/900	Chestnut cloth and vinyl	Full width
GA	F-FT600/900	Black all vinyl (H/D)	Full width
GK	F-FT600/900	Black all vinyl (H/D)	Full width
HA	F-FT600/900	Black all vinyl (H/D)	Bostrom, National
HK	F-FT600/900	Black all vinyl (H/D)	Bostrom, National

L-LA-LL-LN-LNT-LS-LT-LTA-LTL-LTS SERIES

Notes: H/D-Heavy Duty, ▲ All "L" series vehicles			
AL	▲	Tan/chestnut cloth and vinyl	Bostrom, National, Lear Siegler
BL	▲	Tan/chestnut cloth and vinyl	Full width
MA	▲	Black all vinyl (H/D)	Full width
ML	▲	Black all vinyl (H/D)	Full width
NA	▲	Charcoal all vinyl	Bostrom, National, Lear Siegler
PG	▲	Smoke/charcoal cloth and vinyl	Bostrom, National
PK	▲	Chestnut cloth and vinyl	Bostrom, National

INDEX

PART NAME	GROUP NUMBER	PART NAME	GROUP NUMBER
A		M	
Arm rest (door)	24140-1	Mat (engine cover)	10550
Arm rest assy. (seat door side)	64300-1	Mat (front floor)	13010-1
B		Mat (front floor)	13086
Back assy. (front seat)	60136-7	Mat (front floor rear)	13016
Back kit (front seat)	60136-7	Mattress (sleeping compt.)	46795
Button (seat back and cushion)	63500	P	
C		Pad (door arm rest)	24100-1
Carpet (dash)	01762-3	Pad (instrument panel)	04282
Carpet (back panel)	424B10-1	Pad (seat back)	64810
Carpet (engine cover)	10550	Pad (seat cushion)	63222
Carpet (front floor)	13000-1	Panel (back lower trim)	40352-3, 40374-5
Carpet (side storage locker floor)	281B12-3	Panel (back trim upper)	466A16-7
Compartment assy. (door stowage)	20104	Panel (body rear corner trim)	278D12-3
Cover (back panel corner trim)	40447-8	Panel (cowl trim)	02344-5
Cover (door stowage)	20126	Panel (door trim lower)	23902-3
Cover (door trim lower)	23934-5	Panel (door trim upper)	23942-3
Cover (seat back)	64416-7	Panel (quarter trim)	31012-3
Cover (seat cushion)	62900-1	Panel (roof side inner rail trim)	519A14-5
Cover (sleeper compartment mattress)	46832	Panel (roof trim)	51944-5, 51968-9, 519A76
Cover (windshield header)	03508-9	Panel (sleeping compt. roof trim)	519B70-1
Cover (windshield header corner)	03514-5	Panel (sleeping compt. side)	312A10-1
Curtain (sleeping compt.)	465A98-9	S	
Curtain assy. (utility cabinet sleeping compartment)	643A56	Seat assy. (driver)	60012
Cushion assy. (seat)	60052-3	Seat assy. (passenger)	60016
Cushion kit (seat)	60050-3	V	
F		Visor assy.	04104-5
Frame (front seat back)	61018	Visor assy. (center)	04118
Frame (front seat cushion and back)	610A00		
Frame (front seat cushion)	60326		
K			
KIT - refer to appropriate noun name			
For example			
Cushion kit (front seat)	60050-3		

1990/
TRUCK SERIES 600/900

BODY TYPE	R/L	PART NUMBER LESS SUFFIX	TRIM CODES, COLORS and APPLICABLE PART NUMBER SUFFIXES													Q T Y
			TRIM CODES			SECOND CHARACTER of TRIM CODE							ALL CODES	ALL CODES	OTHER	
			COLORS	LENGTH INCHES	CHAR- COAL	B BLUE	D SCAR- LET	G SMOKE	J GRAN- ITE	K CHEST- NUT	L TAN	P SANDAL- WOOD	BLACK	WHITE		
01762-3 CARPET (DASH)																
L-LA-LL-LN-LNT-LS-LT- LTA-LTL-LTS700/900 -- one piece design -- two piece design		E7HZ 8001762												B5A	1	
	R	E7HZ 8001762												A5A	1	
	L	E7HZ 8001763												A5A	1	
02344-5 PANEL (COWL TRIM)																
CL-CLT900	R		Refer to group 04320 in the Body Section													
-- outer	L	D8HZ 9002345												A	1	
-- inner	L	D8HZ 9002345												B	1	
F-FT600/900	R	E7HZ 6002344												A5A	1	
	L	E7HZ 6002345												A5A	1	
L-LA-LL-LN-LNT-LS-LT- LTA-LTL-LTS700/900 (Hi-Level trim)	R	E7HZ 8002344												A5A	1	
	L	E1HZ 8002345												A5A	1	
03508-9 COVER (WINDSHIELD HEADER)																
CL-CLT900	R	D8HZ 9003508												A	1	
-- carpet	L	D8HZ 9003509												A	1	
03514-5 COVER (WINDSHIELD HEADER CORNER)																
CL-CLT900	R	D8HZ 9003514												A	1	
	L	D8HZ 9003515												A	1	
04104-5 VISOR ASSY.																
C-CT800	R/L	E4HZ 6004104		A5P											AR	
CF-CFT600/800	R	E6HZ 6004104													B(Gray) 1	
	L	E6HZ 6004105													B(Gray) 1	
CL-CLT900	R/L	E7HZ 9004104							A5U	A5U					AR	
	R/L	E4HZ 9004104		A5P			A5P								AR	
F-FT600/900	R/L	E7TZ 1504104							B5U						AR	
L-LA-LL-LN-LNT-LS-LT- LTA-LTL-LTS700/900 (Base Trim) -- w/o radio	R/L	E4HZ 8004104		A5P											AR	
	R/L	E4HZ 8004104		B5P											AR	
L-LA-LL-LN-LNT-LS-LT- LTA-LTL-LTS700/900 (Custom and Hi-Level Trim) -- w/o radio	R	E7HZ 8004104								A5U					1	
	L	E7HZ 8004105								A5U					1	
	R	E7HZ 8004104							B5U	B5U					1	
	L	E7HZ 8004105							B5U	B5U					1	
	R	E4HZ 8004104						C5P							1	
L	E4HZ 8004105						C5P							1		
04118 VISOR ASSY. (CENTER)																
CL-CLT900		E4HZ 9004118		A5P			A5P								1	
		E7HZ 9004118							A5U	A5U					1	
04282 PAD (INSTRUMENT PANEL)																
Notes: ▲ Use black																
C-CT800		D4KZ 6004282		▲									A		1	
F-FT600/900		E4TZ 1004282		BOP											1	
		E6TZ 1004282							B7U						1	

1990/
TRUCK SERIES 600/900

BODY TYPE	R/L	PART NUMBER LESS SUFFIX	TRIM CODES, COLORS and APPLICABLE PART NUMBER SUFFIXES													Q T Y	
			TRIM CODES			SECOND CHARACTER of TRIM CODE								ALL CODES BLACK	ALL CODES WHITE		OTHER
			LENGTH INCHES	CHAR- COAL	BLUE	D SCAR- LET	G SMOKE	J GRAN- ITE	K CHEST- NUT	L TAN	P SANDAL- WOOD						
10550 CARPET (ENGINE COVER)																	
CL-CLT900 -- 64" BBC		E4HZ 9010550		D4P											1		
		E9HZ 9010550								A0U					1		
-- 88" BBC -w/o Custom or High-Level trim		E4HZ 9010550		F4P											1		
-- 88", 110" BBC -w/Custom or High- Level Trim		E4HZ 9010550				A4P									1		
		E7HZ 9010550							B0U	A0U					1		
L-LL-LN-LNT-LS- LT-LTL-LTS700/900 -- partial doghouse		E7HZ 8010550				A4P			A0U						1		
-- full doghouse		E7HZ 8010550				B4P			B0U						1		
13000-1 CARPET (FRONT FLOOR)																	
CL-CLT900 -- 88", 110" BBC	R	E4HZ 9013000				A4P									1		
	R	E7HZ 9013000							A0U						1		
	L	E9HZ 9013001				A4P			A0U						1		
L-LN-LNT-LS-LT- LTS700/800 (exc. FNH and 3208T engine) -- solid floor		F0HZ 8013000				ABP			AA6						1		
LN-LNT700/800 (w/3208T diesel)		F0HZ 8013000				DBP			DA6						1		
LN-LNT700/800 (w/FNH engine)		F0HZ 8013000				BBP			BA6						1		
L-LA-LL-LS-LT-LTA- LTL-LTS900 -- partial doghouse		F0HZ 8013000				BBP			BA6						1		
LN-LNT900 -- full doghouse		F0HZ 8013000				CBP			CA6						1		
13010-1 MAT (FRONT FLOOR)																	
Notes: @ Add transmission hole as required, ▲ Use black																	
C-CT800	@	E4HZ 6013010				▲						A8A			1		
CF-CFT600/800 (exc. T/T)		E7HZ 6013010										A			1		
CF700/800 (T/T)		E8HZ 6013010										A			1		
CL-CLT900 -- 64" BBC	R	E9HZ 9013010		B4E											1		
	L	E9HZ 9013011		B4E											1		
	R	E9HZ 9013010							BB7						1		
	L	E9HZ 9013011							BB7						1		
-- 88" BBC	R	E9HZ 9013010		C4E					C3U						1		
	L	E9HZ 9013011		C4E					C3U						1		

1990/
TRUCK SERIES 600/900

BODY TYPE	R/L	PART NUMBER LESS SUFFIX	TRIM CODES, COLORS and APPLICABLE PART NUMBER SUFFIXES											Q T Y		
			TRIM CODES		SECOND CHARACTER of TRIM CODE								ALL CODES		ALL CODES	OTHER
			COLORS	LENGTH INCHES	A CHAR- COAL	B BLUE	D SCAR- LET	G SMOKE	J GRAN- ITE	K CHEST- NUT	L TAN	P SANDAL- WOOD	BLACK		WHITE	
13010-1		MAT (FRONT FLOOR) — Cont'd														
Notes:		@ Add transmission hole as required, ▲ Use black														
F-FT600/900 -- w/full width seat --w/o FNH engine --w/FNH engine		E8HZ 6013010		▲						▲			B8A			1
		E8HZ 6013010		▲						▲			C8A			1
F-FT600/900 -- w/individual seats --w/o FNH engine --w/FNH engine		E8HZ 6013010		▲						▲			A8A			1
		E8HZ 6013010		▲						▲			C8A			1
L-LN-LNT-LS-LT- LTS700/800 (exc. FNH and 3208T engine) -- solid floor		FOHZ 8013010		▲							AAP		ABV			1
LN-LNT700/800 (w/3208T Diesel)		FOHZ 8013010		▲							DAP		DBV			1
LN-LNT700/800 (w/FNH engine)		FOHZ 8013010		▲							BAP		BBV			1
L-LA-LL-LN-LNT-LS-LT- LTA-LTL-LTS800/900 -- partial doghouse		FOHZ 8013010		▲							BAP		BBV			1
LN-LNT900 -- full doghouse		FOHZ 8013010		▲							CAP		CBV			1
13016		MAT (FRONT FLOOR REAR)														
CF-CFT600/800 -- (exc. T/T)		E7HZ 6013016											B			1
CF700/800 (T/T)		E8HZ 6013016											A			1
13086		MAT (FRONT FLOOR)														
Notes:		† Cut to form twin mats if so desired														
FULL WIDTH																
F-FT600/900	+	E3TZ 8113086									C					1
	+	D9TZ 8113086											A			1
TWIN-CARPET COVERED																
CL-CLT900		E8HZ 9013086											A			1
L-LA-LL-LN-LNT-LS-LT- LTA-LTL-LTS700/900		E8HZ 8013086											A			1
20104		COMPARTMENT (DOOR STOWAGE)														
CF-CFT600/800	R	E6HZ 6020104													A(gray)	1
	L	E6HZ 6020105													A(gray)	1
CL-CLT900		E4HZ 9020104			A8P											1
L-LA-LL-LN-LNT-LS-LT- LTA-LTL-LTS700/900 -- w/o stereo -- w/stereo	R/L	E8HZ 8020104													B(paint to match)	AR
	R	E8HZ 8020104													A(paint to match)	1
	L	E8HZ 8020105													A(paint to match)	1
20126		COVER (DOOR STOWAGE)														
L-LA-LL-LN-LNT-LS- LT-LTA-LTL-LTS700/900 -- w/o stereo	R/L	E4HZ 8020126					A4P									AR
	R/L	E7HZ 8020126							A0U							AR
-- w/stereo	R/L	E7HZ 8020126					B4P		B0U							AR

1990/
TRUCK SERIES 600/900

BODY TYPE	R/L	PART NUMBER LESS SUFFIX	TRIM CODES, COLORS and APPLICABLE PART NUMBER SUFFIXES												Q T Y	
			TRIM CODES		SECOND CHARACTER of TRIM CODE								ALL CODES	ALL CODES		OTHER
			LENGTH INCHES	CHAR- COAL	BLUE	SCAR- LET	SMOKE	GRAN- ITE	CHEST- NUT	TAN	SANDAL- WOOD	BLACK	WHITE			
23902-3 PANEL (DOOR TRIM LOWER)																
CF-CFT600/800	R	E6HZ 6023902												A(gray)	1	
	L	E6HZ 6023903												A(gray)	1	
CL-CLT900	R	E8HZ 9023902				A8P			A9U						1	
	L	E8HZ 9023903				A8P			A9U						1	
	R	E7HZ 9023902								A9U					1	
	L	E7HZ 9023903								A9U					1	
F-FT600/900	R	E4TZ 1023934		A5P											1	
	L	E4TZ 1023935		A5P											1	
	R	E6TZ 1023934							A9U						1	
	L	E6TZ 1023935							A9U						1	
23934-5 Refer to group 23902-3																
23942-3 PANEL (DOOR TRIM UPPER)																
Notes: ▲ Use tan, ● Use charcoal																
CF-CFT600/800	R	E7HZ 6023942												A(gray)	1	
	L	E7HZ 6023943												A(gray)	1	
CL-CLT900 -- w/o power window	R	E8HZ 9023942				BSP			B7U	A7U					1	
	L	E8HZ 9023943				BSP			B7U	A7U					1	
	R	E8HZ 9023942				DSP			D7U	C7U					1	
	L	E8HZ 9023943				BSP			B7U	A7U					1	
F-FT600/800 -- w/ vinyl insert	R	E7HZ 6023942		B8P					B9U						1	
	L	E7HZ 6023943		B8P					B9U						1	
	R	E4TZ 6023942		A8P											1	
	L	E4TZ 6023943		A8P											1	
	R	E6TZ 6023942							A9U						1	
	L	E6TZ 6023943							A9U						1	
L-LA-LL-LN-LNT-LS- LT-LTA-LTL-LTS700/900 (Base level trim) -- w/o stereo	R	E8HZ 8023942		A						●					1	
	L	E8HZ 8023943		A						●					1	
	R	E8HZ 8023942		B						●					1	
L-LA-LL-LN-LNT-LS- LT-LTA-LTL-LTS700/900 (High level or intermediate trim) -- w/o stereo	L	E8HZ 8023943		B						●					1	
	R	E7HZ 8023942		▲					A9U						1	
	L	E7HZ 8023943		▲					A9U						1	
	R	E8HZ 8023942					CSP		C7U						1	
	L	E8HZ 8023943					CSP		C7U						1	
	R	E7HZ 8023942		▲						C9U					1	
	L	E7HZ 8023943		▲						C9U					1	
	R	E8HZ 8023942					DSP		D7U						1	
L	E8HZ 8023943					DSP		D7U						1		
24100-1 Refer to group 24140-1																

1990/
TRUCK SERIES 600/900

BODY TYPE	R/L	PART NUMBER LESS SUFFIX	TRIM CODES, COLORS and APPLICABLE PART NUMBER SUFFIXES											Q T Y	
			TRIM CODES	SECOND CHARACTER of TRIM CODE								ALL CODES BLACK	ALL CODES WHITE		OTHER
				A	B	D	G	J	K	L	P				
COLORS	LENGTH INCHES	CHAR- COAL	BLUE	SCAR- LET	SMOKE	GRAN- ITE	CHEST- NUT	TAN	SANDAL- WOOD						
24140-1		ARM REST (DOOR)													
CF-CFT600/800 -- pad	R/L	E7HZ 6024100												A(gray)	AR
CL-CLT900 -- pad	R/L	E4HZ 9024100	A8P			A8P									AR
F-FT600/900 -- pad	R/L	E7HZ 9024100						A9U	A9U						AR
	R	E4TZ 1024100	A8P												1
	L	E4TZ 1024101	A8P												1
	R	E6TZ 1024100						A9U							1
L-LA-LL-LN-LNT-LS- LT-LTA-LTL-LTS700/900	L	E6TZ 1024101						A9U							1
	R	E4HZ 9024140	A7P			A7P									1
	L	E4HZ 9024141	A7P			A7P									1
	R	E7HZ 9024140						A9U	A9U						1
L	E7HZ 9024141						A9U	A9U						1	
24144-5		BASE (DOOR ARM REST)													
CF-CFT600/800	R	E7HZ 6024144												A(gray)	1
	L	E7HZ 6024145												A(gray)	1
278D12-3		PANEL (BODY REAR CORNER TRIM)													
F-FT600/900	R	E7TZ 15278D12	A7P					A5U							1
	L	E7TZ 15278D13	A7P					A5U							1
281B12-3		CARPET (SIDE STOWAGE LOCKER FLOOR)													
CL-CLT900 -- 88" BBC -- 110" BBC	R	E8HZ 90281B12											A		1
	L	E8HZ 90281B13											A		1
	R	E8HZ 90281B12											B		1
	L	E8HZ 90281B13											B		1
31012-3		PANEL (QUARTER TRIM)													
CL-CLT900 -- 64" BBC -- 88" BBC -vinyl -- 88", 110" BBC -cloth	R	E4HZ 9031012	B2P												1
	L	E4HZ 9031013	B2P												1
	R	E9HZ 9031012							A5U						1
	L	E9HZ 9031013							A5U						1
	R	E4HZ 9031012	C2P							D7U					1
	L	E4HZ 9031013	C2P							D7U					1
	R	E8HZ 9031012				ASP		A7U							1
	L	E8HZ 9031013				ASP		A7U							1
312A10-1		PANEL (SLEEPING COMPARTMENT SIDE)													
CL-CLT900 -- 88" BBC -vinyl -cloth -- 110" BBC	R	E4HZ 90312A10	B2P							C7U					1
	L	E4HZ 90312A11	B2P							C7U					1
	R	E8HZ 90312A10				ASP		A7U							1
	L	E8HZ 90312A11				ASP		A7U							1
	R	E8HZ 90312A10				BSP		B7U							1
	L	E8HZ 90312A11				BSP		B7U							1
40352-3	Refer to group 40374-5														

1990/
TRUCK SERIES 600/900

BODY TYPE	R/L	PART NUMBER LESS SUFFIX	TRIM CODES, COLORS and APPLICABLE PART NUMBER SUFFIXES											Q T Y		
			TRIM CODES		SECOND CHARACTER of TRIM CODE							ALL CODES	ALL CODES		OTHER	
			LENGTH INCHES	CHAR- COAL	BLUE	SCAR- LET	SMOKE	GRAN- ITE	CHEST- NUT	TAN	SANDAL- WOOD	BLACK	WHITE			
40374-5 PANEL (LOWER BACK TRIM)																
CL-CLT900 -- 88" BBC -vinyl	R	E8HZ 9040374		A2P												1
	L	E8HZ 9040375		A2P												1
-carpet	R	E8HZ 9040374				A4P		A0U	A0U							1
	L	E8HZ 9040375				A4P		A0U	A0U							1
-- 110" BBC	R	E8HZ 9040374				A4P		A0U								1
	L	E8HZ 9040375				A4P		A0U								1
F-FT600/900 -- cloth -- carpet		E6HZ 6040374									A0A					1
		E6HZ 6040374		A4P				A0U								1
L-LA-LL-LN-LNT-LS- LT-LTA-LTL-LTS700/900 -- carpet		F0HZ 8040352				ABP		AA6								1
L-LA-LL-LN-LNT-LS- LT-LTA-LTL-LTS700/900 -- vinyl -w/o vert. muffler -w/vert. muffler -w/chassis mtd. oil filter	R	E9HZ 8040352		C8P						C9U						1
	R	E9HZ 8040352		B8P						B9U						1
		E4HZ 8040353		A8P												1
	L	E7HZ 8040353								A9U						1
-w/cab mtd. oil filter	L	E4HZ 8040353		B8P												1
	L	E8HZ 8040353								B9U						1
40447-8 COVER (BACK PANEL CORNER TRIM)																
CL-CLT900	R	E4HZ 9040447		A8P						A7U						1
	L	E4HZ 9040448		A8P						A7U						1
	R	E7HZ 9040447				A6P		A9U								1
	L	E7HZ 9040448				A6P		A9U								1
465A98-9 CURTAIN (SLEEPING COMPARTMENT)																
CL-CLT900	R	E8HZ 90465A98		ASP		BSP		B7U	A6U							1
	L	E8HZ 90465A99		ASP		BSP		B7U	A6U							1
466A16-7 PANEL (BACK TRIM UPPER)																
Notes:																
CF-CFT600/800 (exc. T/T) -- cloth -w/rear speakers		E6HZ 60466A16													B(gray)	1
-w/o rear speakers		E6HZ 60466A16													C(gray)	1
CF700/800 (T/T) -w/rear speakers		E8HZ 60466A16													A(gray)	1
-w/o rear speakers		E8HZ 60466A16													B(gray)	1

**1990/
TRUCK SERIES 600/900**

BODY TYPE	R/L	PART NUMBER LESS SUFFIX	TRIM CODES, COLORS and APPLICABLE PART NUMBER SUFFIXES											Q T Y			
			TRIM CODES		SECOND CHARACTER of TRIM CODE								ALL CODES BLACK		ALL CODES WHITE	OTHER	
			COLORS	LENGTH INCHES	A CHAR- COAL	B BLUE	D SCAR- LET	G SMOKE	J GRAN- ITE	K CHEST- NUT	L TAN	P SANDAL- WOOD					
466A16-7 PANEL (BACK TRIM UPPER) — Cont'd																	
Notes: \$ Center																	
CL-CLT900	R	E4HZ 90466A16			C2P												1
-- 64" BBC	L	E4HZ 90466A17			C2P												1
	\$	E4HZ 90466A16			B2P												1
	R	E9HZ 90466A16									A5U						1
	L	E9HZ 90466A17									A5U						1
	\$	E9HZ 90466A16									B5U						1
-- 88" BBC	R	E4HZ 90466A16			E2P						F7U						1
-vinyl	L	E4HZ 90466A17			E2P						F7U						1
-cloth	R	E8HZ 90466A16					ASP			A7U							1
	L	E8HZ 90466A17					ASP			A7U							1
-- 110" BBC	R	E8HZ 90466A16					BSP			B7U							1
	L	E8HZ 90466A17					BSP			B7U							1
BODY TYPE	R/L	PART NUMBER	DESCRIPTION											QTY			
46795 MATTRESS (SLEEPER COMPARTMENT)																	
Notes: \$ Optional cover																	
CL-CLT900		E6HZ 9046795-A	Foam rubber type (80" x 32" x 6")											1			
-- 88", 110" BBC		E6HZ 9046795-B	Box spring type (80" x 32" x 7")											1			
	\$	E8HZ 9046832-ASP	Smoke (80" x 32" x 7")											1			
	\$	E8HZ 9046832-A7U	Chestnut (80" x 32" x 7")											1			
		E6HZ 9046795-C	Box spring type (80" x 53" x 7")											1			
	\$	E8HZ 9046832-BSP	Smoke (80" x 53" x 7")											1			
	\$	E8HZ 9046832-B7U	Chestnut (80" x 53" x 7")											1			
46832	Refer to group 46795																
BODY TYPE	R/L	PART NUMBER LESS SUFFIX	TRIM CODES, COLORS and APPLICABLE PART NUMBER SUFFIXES											Q T Y			
			TRIM CODES		SECOND CHARACTER of TRIM CODE								ALL CODES BLACK		ALL CODES WHITE	OTHER	
			COLORS	LENGTH INCHES	A CHAR- COAL	B BLUE	D SCAR- LET	G SMOKE	J GRAN- ITE	K CHEST- NUT	L TAN	P SANDAL- WOOD					
519A14-5 PANEL (ROOF SIDE INNER RAIL TRIM)																	
CL-CLT900	R	E8HZ 90519A14				ASP		A7U	A5U								1
	L	E8HZ 90519A15				ASP		A7U	A5U								1
51944-5 PANEL (ROOF TRIM)																	
C-CT800	R	E6HZ 6051944			A3P												1
	L	E6HZ 6051945			A3P												1
CF-CFT600/800 -- cloth		E6HZ 6051944														A(gray)	1
-w/roof vent																	
CL-CLT900	R	E4HZ 9051968			B2P												1
-- 64" BBC	L	E4HZ 9051969			B2P												1
	R	E9HZ 9051968								A5U							1
	L	E9HZ 9051969								A5U							1
-- 88" BBC	R	E4HZ 9051968			C2P						D7U						1
-vinyl	L	E4HZ 9051969			C2P						D7U						1
-- 88", 110" BBC	R	E7HZ 9051968					ATP			A2U							1
-cloth	L	E7HZ 9051969					ATP			A2U							1
F-FT600/900		E7TZ 1551944			A7P					A4U							1

1990/
TRUCK SERIES 600/900

BODY TYPE	R/L	PART NUMBER LESS SUFFIX	TRIM CODES, COLORS and APPLICABLE PART NUMBER SUFFIXES											Q T Y		
			TRIM CODES		SECOND CHARACTER of TRIM CODE								ALL CODES		ALL CODES	OTHER
			COLORS	LENGTH INCHES	CHAR- COAL	BLUE	SCAR- LET	SMOKE	GRAN- ITE	CHEST- NUT	TAN	SANDAL- WOOD	BLACK		WHITE	
51944-5 PANEL (ROOF TRIM) — Cont'd																
L-LA-LL-LN-LNT-LS-LT-LTA-LTL-LTS700/900 (exc. Hi-Level Trim)		E4HZ 8051945		A5P												1
		E7HZ 8051968							A5U							1
L-LA-LL-LN-LNT-LS-LT-LTA-LTL-LTS700/900 (Hi-Level Trim)		E8HZ 8051968				A5P		A9U								1
- - front																
-w/air horns																
-w/o air horns		E8HZ 8051968				B5P		B9U								1
- - rear		E8HZ 80519A76				A5P		A9U								1
51968-9 Refer to group 51944-5																
519B70-1 PANEL (SLEEPING COMPARTMENT ROOF TRIM)																
CL-CLT900	R	E4HZ 90519B70		B2P					B7U							1
- - 88" BBC																
-vinyl																
	L	E4HZ 90519B71		B2P					B7U							1
-cloth	R	E7HZ 90519B70				ATP		A2U								1
	L	E7HZ 90519B71				ATP		A2U								1
- - 110" BBC	R	E7HZ 90519B70				BTP		B2U								1
	L	E7HZ 90519B71				BTP		B2U								1
519A76 Refer to group 51944-5																
60012-16 SEAT ASSY. (DRIVER or PASSENGER)																
Notes: D-Driver, P-Passenger																
CF-CFT600/800	D	E7HZ 6060012										A				1
- - suspension																
-cloth																
-vinyl	D	E7HZ 6060012										B				1
- - non/suspension	D	E7HZ 6060012										D				1
-cloth																
-vinyl	D	E7HZ 6060012										E				1
CL-CLT900 - -	D/P	F0HZ 9060012		ENA												AR
Bostrom Air 715E																
low back																
-vinyl																
-cloth and vinyl	D/P	F0HZ 9060012				EPG		EPK	EAL							AR
CL-CLT900 - -	D	F0HZ 9060012				FPG		FPK								1
Bostrom Air 715E																
high back	P	F0HZ 9060016				FPG		FPK								1
CL-CLT900 - -	D/P	F0HZ 9060012		CNA												AR
Bostrom Westcoaster																
low back																
-vinyl																
-cloth and vinyl	D/P	F0HZ 9060012				CPG		CPK	CAL							AR
CL-CLT900 - -	D	F0HZ 9060012				DPG		DPK								1
Bostrom Westcoaster																
high back	P	F0HZ 9060016				DPG		DPK								1
CL-CLT900 - -	D/P	F0HZ 9060012		ANA												AR
National low back																
-vinyl																
-cloth and vinyl	D/P	F0HZ 9060012				APG		APK	AAL							AR

1990/
TRUCK SERIES 600/900

BODY TYPE	R/L	PART NUMBER LESS SUFFIX	TRIM CODES, COLORS and APPLICABLE PART NUMBER SUFFIXES											Q T Y	
			TRIM CODES	SECOND CHARACTER of TRIM CODE								ALL CODES BLACK	ALL CODES WHITE		OTHER
				A	B	D	G	J	K	L	P				
COLORS	LENGTH INCHES	CHAR- COAL	BLUE	SCAR- LET	SMOKE	GRAN- ITE	CHEST- NUT	TAN	SANDAL- WOOD						
60012-16		SEAT ASSY. (DRIVER or PASSENGER) — Cont'd													
Notes:		D-Driver, P-Passenger													
CL-CLT900 -- National high back -vinyl	D	FOHZ 9060012		BNA											1
	P	FOHZ 9060016		BNA											1
-cloth and vinyl	D	FOHZ 9060012					BPG		BPK	BAL					1
	P	FOHZ 9060016					BPG		BPK	BAL					1
CL-CLT900 -- Bostrom 700E Fix Companion low back -vinyl	P	FOHZ 8060016		ANA											1
-cloth and vinyl	P	FOHZ 8060016					APG		APK	AAL					1
CL-CLT900 -- Bostrom 700E Fix Companion high back	P	FOHZ 8060016					BPG		BPK						1
F-FT600/900 -- Bostrom Viking T-Bar	D	E4HZ 6060012										A			1
	P	E4HZ 6060016										A			1
F-FT600/900 -- National Fix	D/P	E7HZ 6060012										A9A			AR
F-FT600/900 -- Bostrom Fix Companion	P	E7HZ 6060016										A9A			1
L-LA-LL-LN-LNT-LS- LT-LTA-LTL-LTS700/800 -- Lear Siegler Unison Fixed	D/P	E4HZ 8060012		ANA											AR
	D/P	E7HZ 8060012								AAL					AR
L-LA-LL-LN-LNT-LS- LT-LTA-LTL-LTS700/900 -- Bostrom Air 715E low back -vinyl	D/P	FOHZ 9060012		ENA											AR
-cloth and vinyl	D/P	FOHZ 9060012					EPG		EPK	EAL					AR
L-LA-LL-LN-LNT-LS- LT-LTA-LTL-LTS700/900 -- Bostrom Air 715E high back	D	FOHZ 9060012					FPG		FPK						1
	P	FOHZ 9060016					FPG		FPK						1
L-LA-LL-LN-LNT-LS- LT-LTA-LTL-LTS700/900 -- Bostrom West Coaster low back -vinyl	D/P	FOHZ 9060012		CNA											AR
-cloth and vinyl	D/P	FOHZ 9060012					CPG		CPK	CAL					AR
L-LA-LL-LN-LNT-LS- LT-LTA-LTL-LTS700/900 -- Bostrom West Coaster high back	D	FOHZ 9060012					DPG		DPK						1
	P	FOHZ 9060016					DPG		DPK						1

1990/
TRUCK SERIES 600/900

BODY TYPE	R/L	PART NUMBER LESS SUFFIX	TRIM CODES, COLORS and APPLICABLE PART NUMBER SUFFIXES											Q T Y		
			TRIM CODES		SECOND CHARACTER of TRIM CODE								ALL CODES		ALL CODES	OTHER
			CHAR-	LENGTH INCHES	A	B	D	G	J	K	L	P	BLACK		WHITE	

60012-16 SEAT ASSY. (DRIVER or PASSENGER) — Cont'd													Q T Y			
Notes: D-Driver, P-Passenger																
L-LL-LN-LNT-LS- LT-LTL-LTS700/900 -- Bostrom Fix Companion low back -vinyl -cloth and vinyl		F0HZ 8060016		ANA												1
	P	F0HZ 8060016					APG		APK	AAL						1
L-LL-LN-LNT-LS- LT-LTL-LTS700/900 -- Bostrom Fix Companion high back	P	F0HZ 8060016					BPG		BPK							1
L-LA-LL-LN-LNT-LS- LT-LTA-LTL-LTS700/900 -- National low back -vinyl -cloth and vinyl	D/P	F0HZ 9060012		ANA												AR
	D/P	F0HZ 9060012					APG		APK	AAL						AR
L-LA-LL-LN-LNT-LS- LT-LTA-LTL-LTS700/900 -- National high back-vinyl -cloth and vinyl	D	F0HZ 9060012		BNA												1
	P	F0HZ 9060016		BNA												1
	D	F0HZ 9060012					BPG		BPK	BAL						1
	P	F0HZ 9060016					BPG		BPK	BAL						1

BODY TYPE	R/L	PART NUMBER	DESCRIPTION											QTY
60050-3 CUSHION KIT (SEAT)-Less cover														
C-CT800		E0KZ 6060050-A	Full width seat-standard											1
		D3KZ 6060050-B	Full width seat-heavy duty											1
	R	D3KZ 6060052-A	Lear Siegler Unison Action											1
	L	D3KZ 6060053-A	Lear Siegler Unison Action											1
CF-CFT600/800		E7HZ 60610A00-B	Frame-cushion and back-dual passenger seat											1
		E6HZ 6063222-B	Pad-cushion-dual passenger seat											1
		E6HZ 6064810-B	Pad-back-dual passenger seat											1
		E7HZ 6060326-A	Frame-non/suspension driver seat											1
		E6HZ 6063222-A	Pad-non/suspension driver seat											1
F-FT600/900 -- w/o FNH engine -- w/FNH engine		E5HZ 6060050-A	Full width seat											1
		E7HZ 6060336-A	Frame-full width seat											1
		E7HZ 6063222-A	Pad-full width seat											1
L-LA-LN-LNT-LS-LT- LTA-LTS700/800		D3HZ 8060050-B	Full width seat											1

1990/
TRUCK SERIES 600/900

BODY TYPE	R/L	PART NUMBER	DESCRIPTION	QTY
60136-7		BACK KIT (SEAT)-Less cover		
C-CT600/800	R	E0KZ 6060136-A	Full width seat	1
	L	E0KZ 6060137-A	Full width seat	1
	R	D3KZ 6060136-B	Lear Siegler Unison Action	1
	L	D3KZ 6060137-B	Lear Siegler Unison Action	1
CF-CFT600/800		E6HZ 6061018-A	Frame-non/suspension driver seat	1
		E6HZ 6064810-A	Pad-non/suspension driver seat	1
F-FT600/900		E7HZ 6061018-A	Frame-full width seat	1
		E0TZ 1064810-A	Pad-full width seat	1
L-LA-LN-LNT-LS-LT-LTA-LTS700/800		D3HZ 8060136-A	Full width seat	1

60326 Refer to group 60050-3

610A00 Refer to group 60050-3

61018 Refer to group 60136-7

BODY TYPE	R/L	PART NUMBER LESS SUFFIX	TRIM CODES AND APPLICABLE PART NUMBER SUFFIXES	QTY
-----------	-----	----------------------------	--	-----

62900-1 COVER (SEAT CUSHION)

Notes: ⊕ Non/suspension driver seat, \$ Dual passenger seat, ● Suspension driver seat

BODY TYPE	R/L	PART NUMBER	TRIM CODES										QTY	
			EA	FA	GA									
			TRIM CODES ↓											
C-CT800		E4HZ 6062900	AEA										1	
		E5HZ 6062900		AFA									1	
	R	D3KZ 6062900			A								1	
	L	D3KZ 6062901			A								1	
			TRIM CODES ↓											
CF-CFT600/800 -- cloth	⊕	E7HZ 6062900	J										1	
	●	E6HZ 6062900	G										1	
	\$	E7HZ 6062900	L										1	
	-- vinyl	⊕	E7HZ 6062900	G										1
		\$	E7HZ 6062900	M										1
		●	E7HZ 6062900	E										1
			TRIM CODES ↓											
F-FT600/900 -- w/o FNH engine		E6TZ 1562900	BBA	ABK									1	
		E7HZ 6062900			ACA	ACK							1	
		E5TZ 1562900					AGA	AGA					1	
	-- w/FNH engine	E7HZ 6062900	ABA	ABK	BCA	BCK	AGA	AGA					1	
			TRIM CODES ↓											
L-LA-LN-LNT-LS-LT-LTA-LTS700/800		E7HZ 8062900	ABL										1	
		E5HZ 8062900		AMA	AMA								1	

1990/
TRUCK SERIES 600/900

BODY TYPE	R/L	PART NUMBER LESS SUFFIX	TRIM CODES AND APPLICABLE PART NUMBER SUFFIXES												QTY		
64416-7		COVER (SEAT BACK) — Cont'd															
Notes:		⊕ Non/suspension driver seat, \$ Dual passenger seat, ● Suspension driver seat															
			TRIM CODES ▶	BA	BK	CA	CK	GA	GK								
F-FT600/900		E5TZ 1564416						AGA	AGA								1
		E6TZ 1564416	BBA	ABK													1
		E7HZ 6064416			ACA	ACK											1
			TRIM CODES ▶	BL	MA	ML											
L-LA-LN-LNT-LS-LT- LTA-LTS700/800		E7HZ 8064416	ABL														1
		E5HZ 8064416		AMA	AMA												1
64810		Refer to groups 60050-3 and 60136-7															